


2021

# Braidwood Nuclear Power Station

## Annual Radioactive Effluent Release Report (ARERR)



UNIT 1 AND UNIT 2 (Docket Numbers 50-456 and 50-  
457)  
ISFSI (Docket Number 72-73)

BRAIDWOOD NUCLEAR POWER STATION  
RADIOACTIVE EFFLUENT RELEASE REPORT FOR 2021  
UNIT 1, UNIT 2 and ISFSI (Docket Numbers 50-456, 50-457 and 72-73)

**DOCUMENT INDEX**

Preface .....	2
Introduction .....	9
A. Supplemental Information .....	9
B. Gaseous Effluents .....	15
C. Liquid Effluents .....	15
D. Radiological Impact on Man .....	16
E. Meteorological Data .....	18
F. Offsite Ambient Radiation Measurements.....	18
G. Radioactive Solid Waste Disposal .....	18
APPENDIX A: EFFLUENT AND WASTE DISPOSAL SUMMARY .....	19
APPENDIX B: SOLID WASTE AND IRRADIATED FUEL SHIPMENTS .....	29
APPENDIX C: WIND DIRECTION AND STABILITY CLASSES.....	36
APPENDIX D: ERRATA .....	94

BRAIDWOOD NUCLEAR POWER STATION  
RADIOACTIVE EFFLUENT RELEASE REPORT FOR 2021  
UNIT 1, UNIT 2 and ISFSI (Docket Numbers 50-456, 50-457 and 72-73)

## Preface

The following sections of the preface are meant to help define key concepts, provide clarity, and give context to the readers of this report.

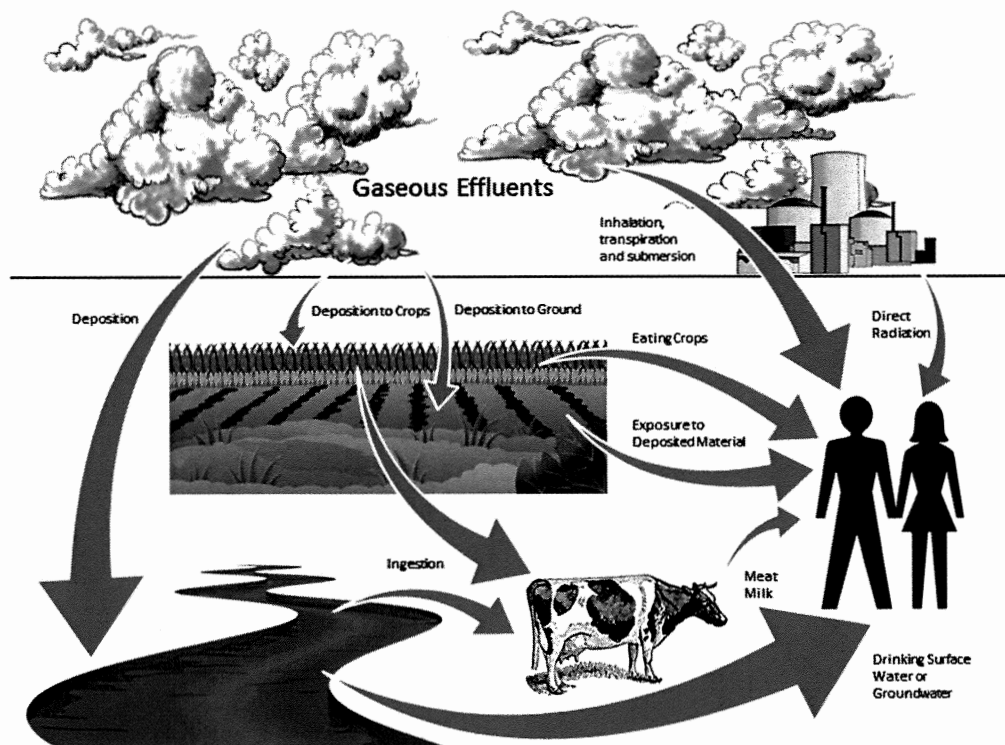
### Annual Reports

The Nuclear Regulatory Commission (NRC) is the federal agency who has the role to protect public health and safety through the development of regulations governing nuclear power reactors and ensuring their compliance. As part of the many commitments Nuclear Power Plants have to the NRC to ensure this safety, they provide two reports annually to specifically address how the station's operation impacts the environment of local communities. The NRC then reviews these reports and makes them available to the public. The names of the reports are the Annual Radioactive Effluent Release Report (ARERR) and the Annual Radiological Environmental Operating Report (AREOR).

The ARERR reports the results of the sampling from the effluent release paths at the station analyzed for radioactivity. An effluent is a liquid or gaseous waste containing plant-related radioactive material emitted at the boundary of the facility.

The AREOR reports the results of the samples obtained in the environment surrounding the station. Environmental samples include air, water, vegetation, and other sample types that are identified as potential pathways radioactivity can reach humans.

*Graphic 1. Examples of Gaseous and Liquid Effluent Pathways*



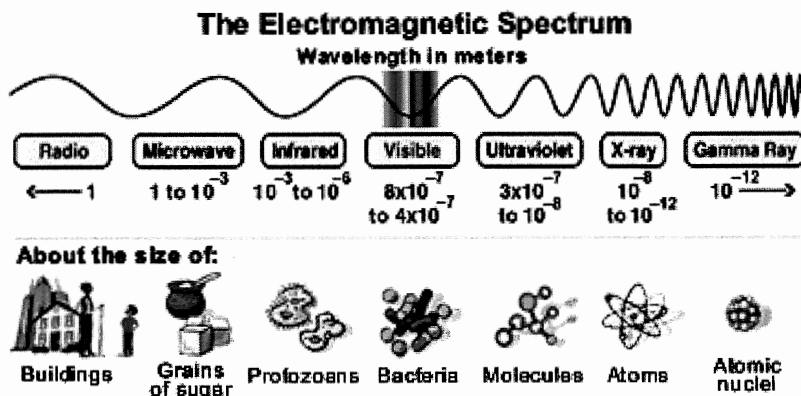
Graphic 1 demonstrates some potential exposure pathways from Braidwood Nuclear Power Station. The ARERR and AREOR together ensure Nuclear Power Plants are operating in a manner that is within established regulatory commitments meant to adequately protect the public.

BRAIDWOOD NUCLEAR POWER STATION  
RADIOACTIVE EFFLUENT RELEASE REPORT FOR 2021  
UNIT 1, UNIT 2 and ISFSI (Docket Numbers 50-456, 50-457 and 72-73)

### Understanding Radiation


Generally radiation is defined as emitted energy in the form of waves or particles. If radiation has enough energy to displace electrons from an atom it is termed "ionizing", otherwise it is "non-ionizing". Non-ionizing radiation includes light, heat given off from a stove, radiowaves and microwaves. Ionizing radiation occurs in atoms, particles too small for the eye to see. So, what are atoms and how does radiation come from them?

*Graphic 2. Types of Radiation, from NASA Hubblesite*



An atom is the smallest part of an element that maintains the characteristics of that element. Atoms are made up of three parts: protons, neutrons, and electrons.

*Graphic  
3. Structure of an Atom*



The number of protons in an atom determines the element. For example, a hydrogen atom will always have one proton while an oxygen atom will always have eight protons. The protons are clustered with the neutrons forming the nucleus at the center of the atom. Orbiting around the nucleus are the relatively small electrons.

Isotopes are atoms that have the same number of protons but different numbers of neutrons. Different isotopes of an element will all have the same chemical properties and many isotopes are radioactive while other isotopes are not radioactive. A radioactive isotope can emit radiation because it contains excess energy in its nucleus. Radioactive atoms and isotopes are also referred to as radionuclides and radioisotopes.

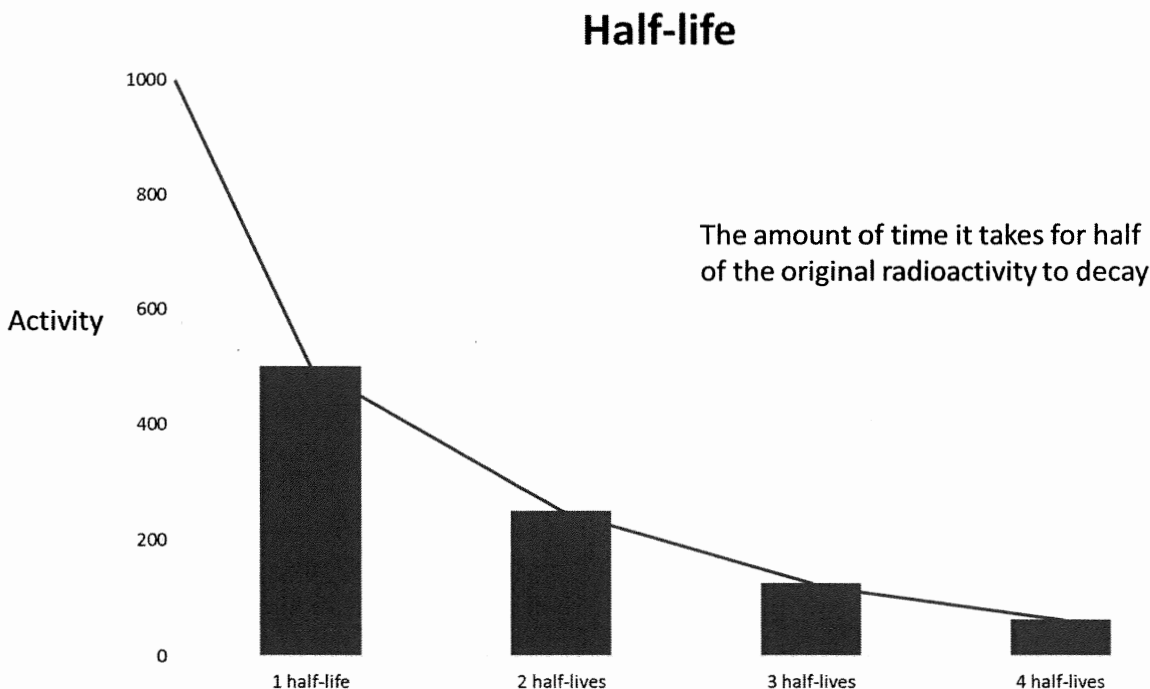
BRAIDWOOD NUCLEAR POWER STATION  
RADIOACTIVE EFFLUENT RELEASE REPORT FOR 2021  
UNIT 1, UNIT 2 and ISFSI (Docket Numbers 50-456, 50-457 and 72-73)

There are two basic ways that radionuclides are produced at a nuclear power plant. The first is fission, which creates radionuclides that are called *fission products*. Fission occurs when a very large atom, such as uranium-235 (U-235) or plutonium-239 (Pu-239), absorbs a neutron into its nucleus making the atom unstable. The unstable atom can then split into smaller atoms. When fission occurs there is a large amount of energy released, in the form of heat. A nuclear power plant uses the heat generated to boil water that spins turbines to produce electricity.

The second way a radionuclide is produced at a nuclear power plant is through a process called activation. Radionuclides produced in this method are termed *activation products*. Pure water that passes over the fissioning atoms is used to cool the reactor and also produce steam to turn the turbines. Although this water is considered to be very pure, there are always some contaminants within the water from material used in the plant's construction and operation. These contaminants are exposed to the fission process and may become activation products. The atoms in the water itself can also become activated and create radionuclides.

Over time, radioactive atoms will reach a stable state and no longer be radioactive. To do this they must release their excess energy. This release of excess energy is called radioactive decay. The time it takes for a radionuclide to become stable is measured in units called half-lives. A half-life is the amount of time it takes for half of the original radioactivity to decay. Each radionuclide has a specific half-life. Some half-lives can be very long and measured in years while others may be very short and measured in seconds.

*Graphic 4. Radioactive Decay Half-Life*



In the annual reports you will see both man made and naturally occurring radionuclides listed, for example potassium-40 (K-40, natural) and cobalt-60 (Co-60, man-made). We are mostly concerned about man-made radionuclides because they can be produced as by-products when generating electricity at a nuclear power plant. It is important to note that there are also other ways man-made radionuclides are produced, such as detonating nuclear weapons. Weapons testing has deposited some of the same man-made radionuclides into the environment as those generated by nuclear power, and some are still present today because of long half-lives.

BRAIDWOOD NUCLEAR POWER STATION  
RADIOACTIVE EFFLUENT RELEASE REPORT FOR 2021  
UNIT 1, UNIT 2 and ISFSI (Docket Numbers 50-456, 50-457 and 72-73)

Measuring Radiation

There are four different but interrelated units for measuring radioactivity, exposure, absorbed dose, and dose equivalent. Together, they are used to scientifically report the amount of radiation and its effects on humans.

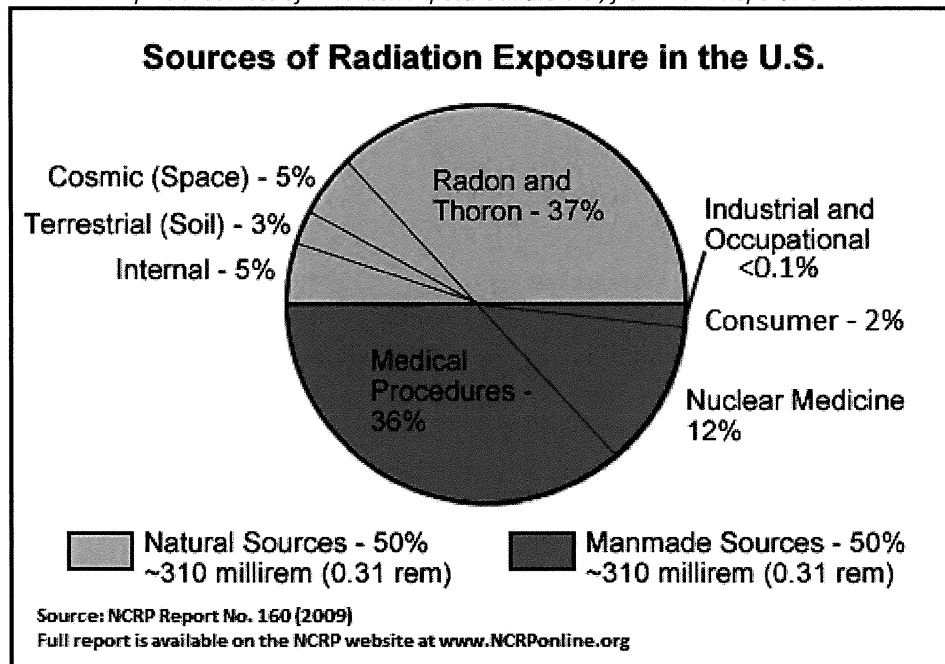
- Radioactivity refers to the amount of ionizing radiation released by a material. The units of measure for radioactivity used within the AREOR and ARERR are the Curie (Ci). Small fractions of the Ci often have a prefix, such as the microcurie ( $\mu\text{Ci}$ ), which means 1/1,000,000 of a Curie.
- Exposure describes the amount of radiation traveling through the air. The units of measure for exposure used within the AREOR and ARERR are the Roentgen (R). Traditionally direct radiation monitors placed around the site are measured milliRoentgen (mR), 1/1,000 of one R.
- Absorbed dose describes the amount of radiation absorbed by an object or person. The units of measure for absorbed dose used within the AREOR and ARERR are the rad. Noble gas air doses are reported by the site are measured in millirad (mrad), 1/1,000 of one rad.
- Dose equivalent (or effective dose) combines the amount of radiation absorbed and the health effects of that type of radiation. The units used within the AREOR and ARERR are the Roentgen equivalent man (rem). Regulations require doses to the whole body, specific organ, and direct radiation to be reported in millirem (mrem), 1/1,000 of one rem.

BRAIDWOOD NUCLEAR POWER STATION  
RADIOACTIVE EFFLUENT RELEASE REPORT FOR 2021  
UNIT 1, UNIT 2 and ISFSI (Docket Numbers 50-456, 50-457 and 72-73)

Sources of Radiation

People are exposed to radiation every day of their lives and have been since the dawn of mankind. Some of this radiation is naturally occurring while some is man-made. There are many factors that will determine the amount of radiation individuals will be exposed to such as where they live, medical treatments, etc. The average person in the United States is exposed to approximately 620 mrem each year. Half of this exposure, 310 mrem, comes from natural sources and the other half, 310 mrem, from man-made sources. Graphic 5 shows what the typical sources of radiation are for an individual over a calendar year:

*Graphic 5. Sources of Radiation Exposure in the U.S., from NCRP Report No. 160*



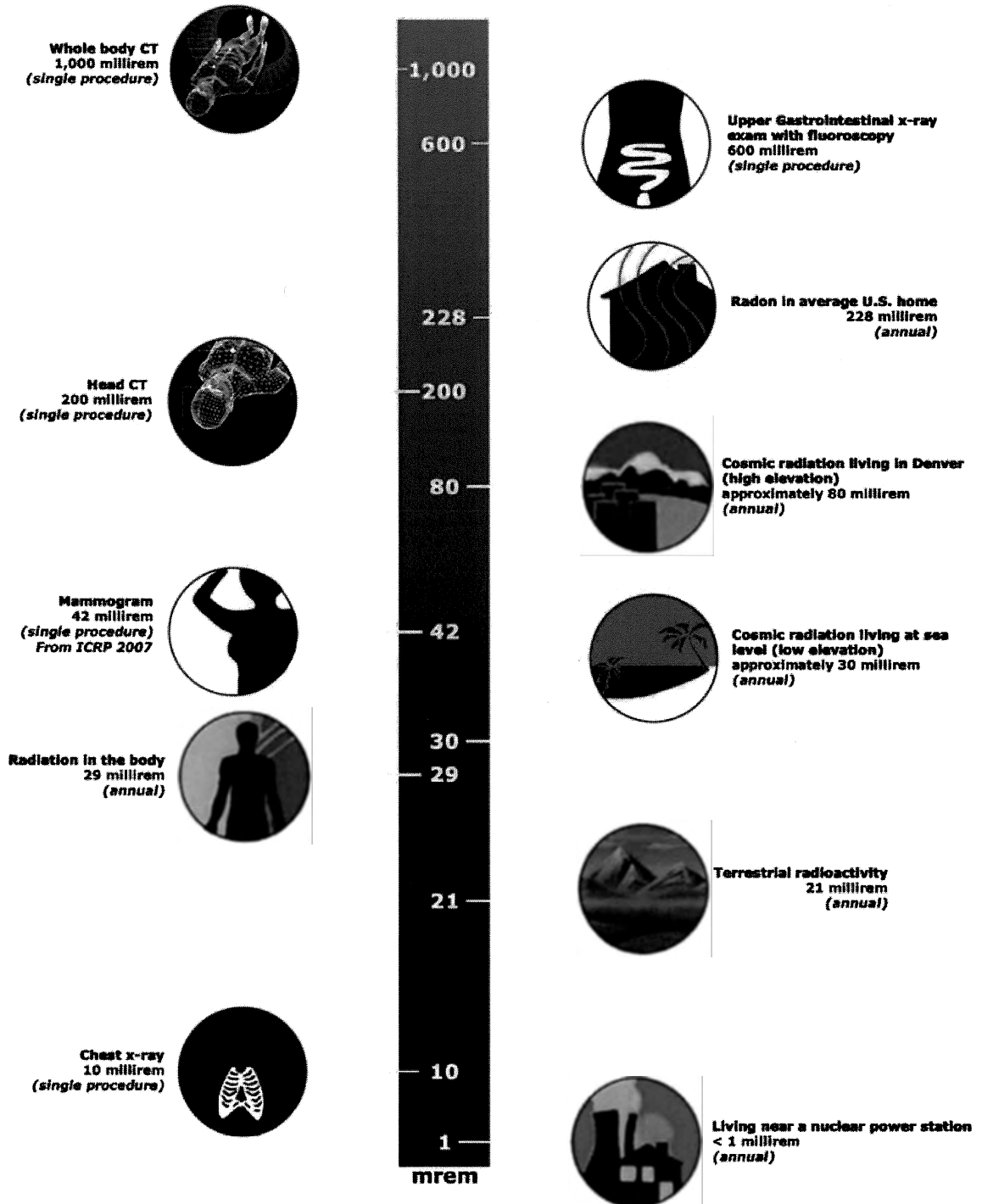
The radiation from a nuclear power plant is included in the chart as part of the "Industrial and Occupational" fraction, <0.1%. The largest natural source of radiation is from radon, because radon gas travels in the air we breathe. Perhaps you know someone who had a CT scan at a hospital to check his or her bones, brain, or heart. CT scans are included in the chart as "Medical Procedures" which make up the next largest fraction. Graphic 6 on the following page shows some of the common doses humans receive from radiation every year.

BRAIDWOOD NUCLEAR POWER STATION  
 RADIOACTIVE EFFLUENT RELEASE REPORT FOR 2021  
 UNIT 1, UNIT 2 and ISFSI (Docket Numbers 50-456, 50-457 and 72-73)

*Graphic 6 .Relative Doses from Radiation Sources, from EPA Radiation Doses and Sources*

## RELATIVE DOSES FROM RADIATION SOURCES

All doses from the National Council on Radiation Protection & Measurements, Report No. 160 (unless otherwise denoted)





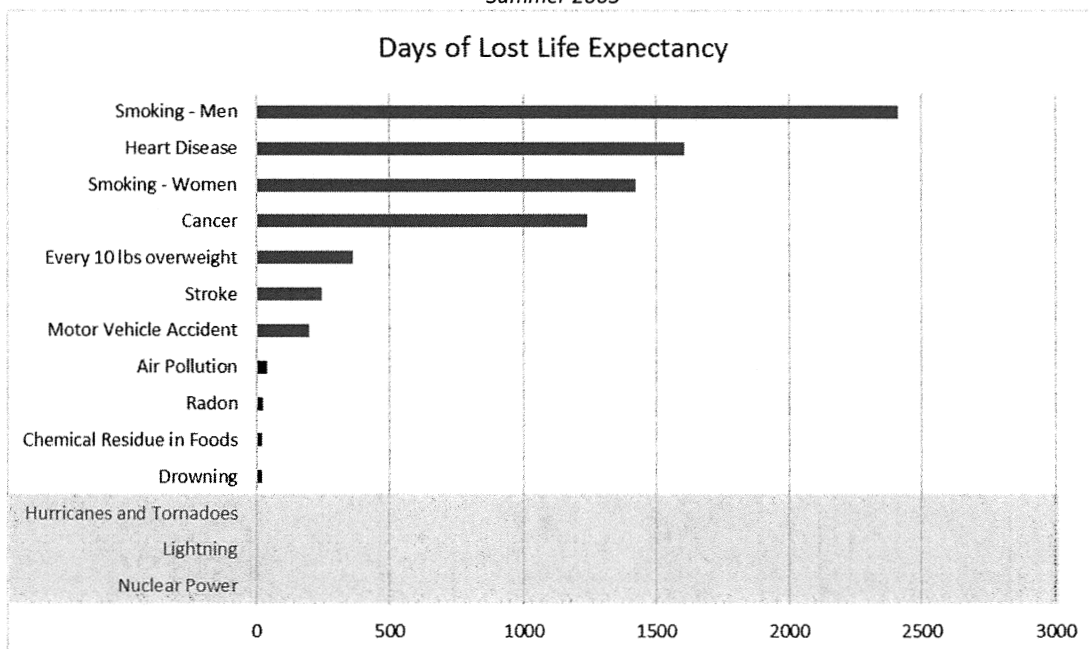
**BRAIDWOOD NUCLEAR POWER STATION  
RADIOACTIVE EFFLUENT RELEASE REPORT FOR 2021  
UNIT 1, UNIT 2 and ISFSI (Docket Numbers 50-456, 50-457 and 72-73)**

**Radiation Risk**

Current science suggests there is some risk from any exposure to radiation. However, it is very hard to tell whether cancers or deaths can be attributed to very low doses of radiation or by something else. U.S. radiation protection standards are based on the premise that any radiation exposure carries some risk.

The following graph is an example of one study that tries to relate risk from many different factors. This graph represents risk as "Days of Lost Life Expectancy". All the categories are averaged over the entire population except Male Smokers, Female Smokers, and individuals that are overweight. Those risks are only for people that fall into those categories. The category for Nuclear Power is a government estimate based on all radioactivity releases from nuclear power, including accidents and wastes.

*Graphic 7. Days of Lost Life Expectancy, Adapted from the Journal of American Physicians and Surgeons Volume 8 Number 2 Summer 2003*



BRAIDWOOD NUCLEAR POWER STATION  
RADIOACTIVE EFFLUENT RELEASE REPORT FOR 2021  
UNIT 1, UNIT 2 and ISFSI (Docket Numbers 50-456, 50-457 and 72-73)

## Introduction

This report quantifies the radioactive gaseous, liquid, solid radioactive waste (radwaste) releases, and summarizes the local meteorological data for the period from January 01, 2021 through December 31, 2021. This report has been prepared utilizing the methodology and parameters specified in the calculation of offsite doses resulting from radioactive gaseous and liquid effluents found in Braidwood's Offsite Dose Calculation Manual (ODCM). It has been formatted consistent with Exelon Procedure CY-AA-170-2000 "ANNUAL RADIOACTIVE EFFLUENT RELEASE REPORT" as well as the requirements specified in Regulatory Guide 1.21 Revision 1, "MEASURING, EVALUATING, AND REPORTING RADIOACTIVITY IN SOLID WASTES AND RELEASES OF RADIOACTIVE MATERIALS IN LIQUID AND GASEOUS EFFLUENTS FROM LIGHT-WATER-COOLED NUCLEAR POWER PLANTS."

The quantity of radioactive material released from Braidwood Nuclear Power Plant was determined from in-house and vendor laboratory analysis of continuous inline sampling media and batch sample media from all ODCM specified effluent pathways. These pathways include continuous releases from the Unit 1 and Unit 2 Station Vent Stack, Condensate Polisher Sump, Waste Water Treatment, and Circulating Water Blowdown. The ODCM specified effluent pathways also include batch releases from the Unit 1 and Unit 2 Primary Containments, Waste Gas Decay Tanks, and Liquid Radwaste Batch Release Tanks.

The volume and quantity of radioactive waste shipped offsite from Braidwood Nuclear Power Plant for processing and disposal was determined from data maintained in the radwaste shipping database. Radwaste processed for shipment was in accordance with Exelon procedure RW-AA-100, "PROCESS CONTROL PROGRAM FOR RADIOACTIVE WASTES" and consistent with the UFSAR.

Meteorological data was obtained from the 320-foot meteorological tower located on the Braidwood Station premises.

### A. Supplemental Information

#### 1. Regulatory Limits

##### a. Fission and Activation Gases:

###### Dose Rate

- 1) Less than 500 mrem/year to the whole body (instantaneous limit, per site).
- 2) Less than 3,000 mrem/year to the skin (instantaneous limit, per site).

###### Dose Gamma Radiation

- 1) Less than or equal to 5 mrad/quarter (per unit).
- 2) Less than or equal to 10 mrad/year (per unit).

###### Dose Beta Radiation

- 1) Less than or equal to 10 mrad/quarter (per unit).
- 2) Less than or equal to 20 mrad/year (per unit).

##### b. Iodine: (summed with particulate, see below)

##### c. Particulates with half-lives > 8 days:

###### Dose Rate

- 1) Less than 1,500 mrem/year to any organ (instantaneous limit, per site).

BRAIDWOOD NUCLEAR POWER STATION  
RADIOACTIVE EFFLUENT RELEASE REPORT FOR 2021  
UNIT 1, UNIT 2 and ISFSI (Docket Numbers 50-456, 50-457 and 72-73)

Dose

- 1) Less than or equal to 7.5 mrem/quarter to any organ (per unit).
- 2) Less than or equal to 15 mrem/year to any organ (per unit).

d. Liquid Effluents

Dose

- 1) Less than or equal to 1.5 mrem to the whole body during any calendar quarter (per unit).
- 2) Less than or equal to 5 mrem to any organ during any calendar quarter (per unit).
- 3) Less than or equal to 3 mrem to the whole body during any calendar year (per unit).
- 4) Less than or equal to 10 mrem to any organ during any calendar year (per unit).

2. Effluent Concentration Limits

- a. Fission and Activation Gases: 10CFR20 Appendix B Table 2
- b. Iodine: 10CFR20 Appendix B Table 2
- c. Particulates: 10CFR20 Appendix B Table 2
- d. Liquid Effluents: 10 X 10CFR20 Appendix B Table 2

3. Average Energy

The ODCM limits the dose equivalent rates due to the release of noble gases to less than or equal to 500 mrem/yr to the total body, and less than or equal to 3,000 mrem/yr to the skin. Therefore, the average beta and gamma energies ( $\bar{E}$ ) for gaseous effluents as described in Regulatory Guide 1.21 are not applicable.

4. Measurements and Approximations of Total Radioactivity

a. Fission and activation gases:

Before being discharged, containment batch releases are analyzed for noble gas via gamma spectroscopy. Gaseous decay tanks are analyzed for noble gases before being discharged via gamma spectroscopy. Released activity is normally calculated using volume of release, which is determined by purge flow rate, times the duration of the discharge.

The Auxiliary Building ventilation exhaust system is continually monitored for radioactive iodines (radioiodines) and particulates. These samples are obtained every seven days and analyzed via gamma spectroscopy.

Noble gas samples are obtained and analyzed weekly by gamma spectroscopy. The average flow at the release points and nuclide specific activity concentrations are used to calculate the activity released.

Volumes and activities of effluents discharged from systems that are common to both units are divided between both units.

b. Iodines:

Radioiodines in the Auxiliary Building ventilation exhaust system are continually being collected via activated charcoal cartridges in the diverted sample process flow. The iodine cartridges are pulled weekly and analyzed via gamma spectroscopy. Radioiodine concentrations greater than the lower limit of detection (LLD) are multiplied by the volume of air discharged during the sampling timeframe.

BRAIDWOOD NUCLEAR POWER STATION  
RADIOACTIVE EFFLUENT RELEASE REPORT FOR 2021  
UNIT 1, UNIT 2 and ISFSI (Docket Numbers 50-456, 50-457 and 72-73)

Radioiodines are analyzed in liquid effluent streams through performance of batch release tank grab samples and weekly liquid effluent composite samples. The analyses are performed via gamma spectroscopy of the liquid samples.

Volumes and activities of effluents discharged from systems that are common to both units are divided between both units. Effluents that are unit specific are assigned to the appropriate unit.

c. Particulate, half-lives > 8 days:

Particulates in the Auxiliary Building ventilation exhaust system are continually being collected via filter media in the diverted sample process flow. Particulate filter media is pulled weekly and analyzed via gamma spectroscopy. Particulate concentrations greater than LLD are multiplied by the volume of air discharged during the sampling timeframe. A composite sample is created from 3 month's particulate sample media for Sr-89/90, Fe-55, Ni-63, and gross alpha analysis by an offsite vendor. The vendor supplied data is utilized in conjunction with the volume of air released through the Auxiliary Building ventilation to quantify Sr-89/90, Fe-55, Ni-63, and gross alpha releases.

Volumes and activities of effluents discharged from systems that are common to both units are divided between both units. Effluents that are unit specific are assigned to the appropriate unit.

d. Tritium:

Before being discharged, containment batch releases are analyzed for tritium via a liquid scintillation counter (LSC). Tritium is sampled using a flow-through bubbler system. Released activity is calculated using volume of release, which is determined by purge flow rate multiplied by the duration of the discharge.

The Auxiliary Building ventilation exhaust system is monitored for tritium using a flow-through bubbler system. Tritium is sampled every seven days and analyzed by LSC.

The secondary sides of both units contain tritium. Minimal amounts of tritium are continually released to the atmosphere from secondary components through packing leaks, tank vents, the main condenser, etc. Bounding calculations have been performed to show that large leaks (1000 gallons/day (gpd)) for extended periods (1 month) at normal secondary tritium concentrations would provide an insignificant increase ( $1.00\text{E-}5$  mrem) in offsite dose.

e. Gross alpha

Gross alpha is analyzed in both the gaseous and liquid effluent pathways. Weekly gaseous particulate media is composited for offsite vendor analysis. Gross alpha activity greater than vendor LLD values are assigned to the applicable timeframe and gaseous volume released. Liquid effluent gross alpha analysis is performed through compositing monthly discharges and gas flow proportional counting.

f. Carbon-14

Carbon-14 (C-14) is assessed in continuous gaseous effluents using Electric Power Research Institute's (EPRI) industry accepted production mechanism and production rate study 1021106. C-14 production is a function of each unit's full power operation and gaseous volume released. C-14 is not evaluated through laboratory sample analysis.

g. Liquid effluents:

BRAIDWOOD NUCLEAR POWER STATION  
RADIOACTIVE EFFLUENT RELEASE REPORT FOR 2021  
UNIT 1, UNIT 2 and ISFSI (Docket Numbers 50-456, 50-457 and 72-73)

Liquid effluents are categorized as either batch release or continuous release. All liquid releases are analyzed for principal gamma emitters, radioiodines, dissolved and entrained gases, gross alpha, and tritium onsite via gamma spectroscopy, gas flow proportional counting, or liquid scintillation, as appropriate. An offsite laboratory analyzes liquid composites for Sr-89/90, Fe-55 and Ni-63. Vendor results are applied to the applicable volume of liquids discharged during the timeframe. Volumes and activities of effluents discharged from systems or locations are divided between both units.

h. Estimated Total Error Present

Procedure CY-AA-170-2100, Estimated Errors of Effluent Measurements provides the methodology to obtain an overall estimate of the error associated with radioactive effluents. Estimated total error is calculated periodically and communicated as part of Appendix A Effluent and Waste Disposal Summary.

i. Lower Limit of Detection (LLD)

Samples are analyzed such that the Offsite Dose Calculation Manual (ODCM) LLD requirements are met. When a nuclide is not detected during the quarter then <LLD is reported. The ODCM required lower limit of detection for airborne and liquid releases are as follows:

*Table 4.i ODCM Effluent LLD Values*

<b>Airborne:</b>	<b>LLD</b>
Gross Alpha, Sr-89, Sr-90	1.00E-11 µCi/cc
H-3	1.00E-07 µCi/cc
I-131 in Charcoal Samples	1.00E-12 µCi/cc
I-133 in Charcoal Samples	1.00E-10 µCi/cc
Principal Gamma Emitters (Mn-54, Fe-59, Co-58, Co-60, Zn-65, Mo-99, Cs-134, Cs-137, I-131, Ce-141, Ce-144) in Grab Samples	1.00E-04 µCi/cc
Principal Gamma Emitters (Mn-54, Fe-59, Co-58, Co-60, Zn-65, Mo-99, Cs-134, Cs-137, I-131, Ce-141, Ce-144) in Particulate Samples	1.00E-11 µCi/cc
Noble Gas (Kr-87, Kr-88, Xe-133, Xe-133m, Xe-135, Xe-138), Gross Beta or Gamma	1.00E-06 µCi/cc

*Table 4.i ODCM Effluent LLD Values (continued)*

<b>Liquid:</b>	<b>LLD</b>
Principal Gamma Emitters except Ce-144 (Mn-54, Fe-59, Co-58, Co-60, Zn-65, Mo-99, Cs-134, Cs-137, Ce-141)	5.00E-07 µCi/ml
Ce-144	5.00E-06 µCi/ml
I-131	1.00E-06 µCi/ml
Entrained Gases (Kr-87, Kr-88, Xe-133, Xe-133m, Xe-135, Xe-138)	1.00E-05 µCi/ml
H-3	1.00E-05 µCi/ml
Gross Alpha	1.00E-07 µCi/ml
Sr-89, Sr-90	5.00E-08 µCi/ml
Fe-55	1.00E-06 µCi/ml

This list does not mean that only these nuclides are considered, but this list is used to ensure acceptable detection standards. Braidwood tests and maintains LLD records in accordance with procedure CY-AA-130-201 "Radiochemistry Quality Control."

BRAIDWOOD NUCLEAR POWER STATION  
RADIOACTIVE EFFLUENT RELEASE REPORT FOR 2021  
UNIT 1, UNIT 2 and ISFSI (Docket Numbers 50-456, 50-457 and 72-73)

5. Batch Releases

<b>a. Liquid Batch Releases</b>	1 <sup>st</sup> Qtr	2 <sup>nd</sup> Qtr	3 <sup>rd</sup> Qtr	4 <sup>th</sup> Qtr	Annual
1. Total Number of Batch Releases	28	21	20	21	90
2. Total Time Period for Batch Releases (minutes)	9.471E+04	5.336E+04	4.804E+04	3.009E+04	2.262E+05
3. Maximum Time Period for a Batch Release (minutes)	8.199+03	6.116E+03	5.137E+03	2.665E+03	8.199E+03
4. Average Time Period for a Batch Release (minutes)	3.383E+03	2.541E+03	2.402E+03	1.433E+03	2.513E+03
5. Minimum Time Period for a Batch Release (minutes)	1.058E+03	1.321E+03	1.100E+02	1.330E+02	1.100E+02
6. Average Stream Flow During Periods of Release of Effluent into a Flowing Stream (Liters/min) <sup>1</sup>	5.72E+06	9.78E+06	7.09E+06	1.15E+07	8.52E+06

<b>b. Gaseous Batch Releases</b>	1 <sup>st</sup> Qtr	2 <sup>nd</sup> Qtr	3 <sup>rd</sup> Qtr	4 <sup>th</sup> Qtr	Annual
1. Total Number of Batch Releases	141	91	79	84	395
2. Total Time Period for Batch Releases (minutes)	1.238E+05	1.680E+04	5.752E+03	2.055E+04	1.669E+05
3. Maximum Time Period for a Batch Release (minutes)	2.510E+03	4.933E+03	1.493E+03	2.092E+03	4.933E+03
4. Average Time Period for a Batch Release (minutes)	8.782E+02	1.846E+02	7.281E+01	2.447E+02	4.226E+02
5. Minimum Time Period for a Batch Release (minutes)	2.600E+01	2.500E+01	2.600E+01	2.500E+01	2.500E+01

6. Abnormal Releases

There were no abnormal gaseous releases that occurred in 2021.

7. Non-Routine, Planned Discharges

There were no non-routine, planned discharge in 2021.

8. Radioactive Waste Treatment System Changes

There were no changes to the gaseous radioactive waste treatment system, the ventilation exhaust treatment system, or the liquid radioactive waste treatment system in 2021.

<sup>1</sup> Kankakee River Flows obtained from US Geological Survey website from daily average flow data.

BRAIDWOOD NUCLEAR POWER STATION  
RADIOACTIVE EFFLUENT RELEASE REPORT FOR 2021  
UNIT 1, UNIT 2 and ISFSI (Docket Numbers 50-456, 50-457 and 72-73)

9. Changes to the Annual Land Use Census

No major changes to the Annual Land Use Census in 2021.

10. Radioactive Effluent Monitoring Instrumentation out of service for more than 30 Days

- a. Due to a CW blowdown repair window, OPR01J and OPR90J were inoperable for greater than the required restoration time (14 days) as of 1230 on 05/28/21. IR 04425655

11. Revisions to the ODCM

No revisions to ODCM occurred in 2021.

12. Independent Spent Fuel Storage Installation (ISFSI)

An Independent Spent Fuel Storage Installation (ISFSI) was placed in service at Braidwood Station in 2011. The ISFSI is a closed system and the only exposure would be due to direct radiation, which is measured by Optically Stimulated Luminescent Dosimetry (OSLD). In 2021 the dose to the nearest resident from the ISFSI was estimated to be 1.80E-01 mrem. This estimate was determined using environmental dosimeters from the Radiological Environmental Monitoring Program and extrapolating the dose from the ISFSI environmental dosimeters.

13. ERRATA (Appendix D)

- a. The 2020 ARERR Summary Table for I-131 included all Iodines and Halogens instead of only I-131 only.
- b. The 2020 ARERR Summary Table for liquid tritium releases contained two transcription errors in Quarter 2 and Quarter 4.

14. Sampling and Instrumentation Issues

- a. While performing daily compositor checks, a technician observed that the intermediate compositor jug was empty which is an unexpected condition. It was observed that the jug that collects CP water for ODCM program monitoring was moved and the tubing that siphons water to the compositor was pulled out. The compositor jug will only have water from 4/22/21 to 4/26/21 for the weekly composite. The jug was repositioned and is sampling correctly. IR 04418484
- b. During the weekly 1/2 B AF intake air sampling media change, the technician noted the previous filter media did not have an iodine cartridge installed. The particulate, noble gas and tritium samples were obtained. However, the sampling period from 6/15/21 at 0240 to 6/22/21 at 0214 did not contain an iodine cartridge. No iodine sample results are available for the required monitoring of 1B AF pump run on 6/21/21. Previous weekly samples can be trended for iodines and estimated for inclusion if warranted. New filter media including the particulate filter and iodine cartridge were placed starting 6/22/21 at 0214. IR 04430745
- c. On 7/6/21 the CWBD ODCM compositor was found not working. The compositor read "Program complete" on weekly check. Only about 395mL of sample were found in the compositor jug. Looking at the compositor sample history, the last sample to be pulled was on June 28. The compositor was restarted and it was noted that the compositor did not pull a sample at the starting of the program, as it normally does. The sample that was in the composite sampler jug was obtained and counted.

BRAIDWOOD NUCLEAR POWER STATION  
RADIOACTIVE EFFLUENT RELEASE REPORT FOR 2021  
UNIT 1, UNIT 2 and ISFSI (Docket Numbers 50-456, 50-457 and 72-73)

An observation was performed on a chemistry technician calibrating the volume syphoned every four hours. The compositor showed status "running" prior to volume adjustment/verification. The technician completed the volume adjustment, and it is now sampling the appropriate amount of liquid. IR 04433587

- d. CP (Condensate Polisher) Compositor was checked on 10/21/21 and it was discovered that the power was off. The technician verified the compositor was plugged in as it should be and found the GFCI was tripped off. The GFCI was inspected and found SAT on 10/18/21 for quarterly inspection and compositors are checked twice a week. The GFCI was reset and power was restored to the compositor on 10/21/21 at 09:18. The compositor jug did contain some liquid showing that samples were previously being taken. According to the sample log on the compositor, the last sample taken was on 10/19/21 at 23:48. Compositor continued to log missed samples until the battery power ran out. The compositor behaved as expected/designed. IR 04454770
- e. While preparing the shipment of U-1/2 PR28J and Aux feed fourth quarter air particulate sample filters to be shipped for offsite analysis, it was discovered that there was not a U2 particulate sample filter for the time frame of 10/25/21 at 2300 to 10/26/21 at 0444 and no Aux feed particulate filter for 10/26/21 at 0140 to 11/2/21 at 0100.

The APEX system used to count all particulate samples was reviewed to search for the missing filters' isotopic analysis. There is no record of any samples counted for those time frames nor were there any samples logged in the counting room log book. These missing filters and the associated volume will not be part of the U1 quarterly composite sent to Teledyne Brown Engineering for the difficult to measure nuclides analysis.

It was noted that the 2PR28J was inoperable during this time when the sample was lost. The aux feed filter media was identified as being wet and may have been discarded as an invalid sample. IR 04472942

- f. A particulate sample for 1PR28J identified Co-58 on the filter. This was included on the permit but is believed to be a contamination issue since it is not normally seen. Sample was taken on 11/7/21 at 1525. The sample was recounted about an hour later with comparable results. The sample isotopic numbers are 48826 and 48829. Samples before and after were both <LLD.

**B. Gaseous Effluents**

Gaseous radioactive releases for 2021 captured in Tables 1A, 1B-1, and 1B-2 in Appendix A for Units 1 and 2 combined. Radioactive noble gases released for the timeframe totaled 5.16E+00 Curies. Releases of all radioiodines, halogens, and particulates totaled 2.27E-02 Curies. Gaseous tritium releases totaled 7.74E+01 Curies. Gaseous carbon-14 was calculated to total 8.10E+00 Curies. No gross alpha was detected in gaseous effluents.

**C. Liquid Effluents**

Liquid radioactive releases for 2021 are captured in Tables 2A, 2B-1, and 2B-2 in Appendix A for Units 1 and Unit 2 combined. Ninety (90) liquid batch releases occurred during the reporting period. The continuous and batch release discharges contained a total of 3.18E+03 Curies of tritium and 6.90E-02 Curies of fission and activation products. No dissolved or entrained gases, and no gross alpha was detected in the liquid effluents.



BRAIDWOOD NUCLEAR POWER STATION  
RADIOACTIVE EFFLUENT RELEASE REPORT FOR 2021  
UNIT 1, UNIT 2 and ISFSI (Docket Numbers 50-456, 50-457 and 72-73)

D. Radiological Impact on Man

1. Dose to Members of the Public at or Beyond Site Boundary

Per ODCM Chapter 6.1 the Annual Radioactive Effluent Release Report shall include an assessment of radiation doses to the hypothetically highest exposed MEMBER OF THE PUBLIC from reactor releases, ISFSI and other nearby uranium fuel cycle sources. This includes doses from primary effluent pathways and direct radiation for the previous calendar year. The ODCM does not require population doses to be calculated. For purposes of calculation, the following assumptions were made per the ODCM:

- Long term annual average meteorology X/Q and D/Q and actual gaseous effluent releases were used.
- Gamma air dose, Beta air dose, Total Body and Skin doses were attributed to noble gas releases.
- Critical organ and age group dose attributed to iodine, particulate, carbon-14 and tritium releases.
- A 0.7 shielding factor was assumed to account for shielding due to occupancy of structures
- Doses, Design Objective Limit, and Dose Limit comparisons reported combined for the site for both Unit 1 and Unit 2 together.
- Dosimetry measurements obtained from the highest station values in the Radiological Environmental Monitoring Program were used to calculate dose to the nearest residence from the Independent Spent Fuel Storage Installation (ISFSI). The dose measured at the station was extrapolated to the residence location.
- The highest doses from the critical organ and critical age group for each release pathway was summed and added to the net dosimetry measurement from nearest residence to the ISFSI for 40CFR190 and 10CFR72.104 dose compliance.
- Evaluation of 40CFR190 and 10CFR72.104 dose is used to demonstrate compliance to 10CFR 20 and satisfy station RETS and Technical Specifications.

a. Gaseous Releases

Calculated total body dose was 2.17E-01 mrem. The critical age-organ was the child-bone and the organ dose was 1.05E+00 mrem.

b. Liquid Releases

Calculated total body dose was 2.54E-01 mrem. The critical age-organ was the child-GI-LLI and the organ dose was 2.68E-01 mrem.

BRAIDWOOD NUCLEAR POWER STATION  
RADIOACTIVE EFFLUENT RELEASE REPORT FOR 2021  
UNIT 1, UNIT 2 and ISFSI (Docket Numbers 50-456, 50-457 and 72-73)

c. 40CFR190 and 10CFR72.104 Compliance

The Braidwood ODCM defines the total dose for the uranium fuel cycle as the sum of doses due to radioactivity in airborne and liquid effluents and the doses due to direct radiation from contained sources at the nuclear power station (ODCM A.4.2 Total Dose, Equation A-24). The total dose,  $D^{TOT}$ , in the unrestricted area to a member of the public due to plant operations is given by:

$$D^{TOT} = D^{Ex} + D_{aj}^{Liq} + D_{aj}^{NNG}$$

Where:

$D^{TOT}$  Total Dose to Member of Public [mrem]

Total off-site dose to a member of public due to plant operations.

$D^{Ex}$  Total External Total Body Dose [mrem]

Total body dose due to external exposure to noble gases, N-16 skyshine and on-site storage facilities.

$D_{aj}^{Liq}$  Liquid Effluent Dose [mrem]

Dose due to liquid effluents to age group *a* and organ *j*. The age group and organ with the highest dose from liquid effluents is used.

$D_{aj}^{NNG}$  Non-Noble Gaseous Effluent Dose [mrem] Dose due to non-noble gaseous effluents to age group *a* and organ *j*. The age group and organ with the highest dose from non-noble gas effluents is used.

The maximum calculated dose to a real individual would not exceed 6.51E-01 mrem (total body), 1.50E+00 mrem (organ), or 6.52E-01 mrem (thyroid).

Table D.1 Summary of Gaseous and Liquid Effluent Doses to Members of the Public at the Highest Dose Receptors vs 10 CFR50 Design Objectives

Maximum Individual Noble Gas	Applicable Dose	Estimated Dose	Age Group	% of Applicable Limit	Design Objective Limit (per year, combined)	Unit
Nearest Residence	Gamma Air Dose	1.55E-03	All	7.77E-03	20	mrads
Nearest Residence	Beta Air Dose	5.64E-04	All	1.41E-03	40	mrads
Nearest Residence	Total Body	1.48E-03	All	1.48E-02	10	mrem
Nearest Residence	Skin	2.18E-03	All	7.27E-03	30	mrem
<b>Non-Noble Gas</b>						
Nearest Residence	Bone	1.05E+00	Child	3.50E+00	30	mrem

BRAIDWOOD NUCLEAR POWER STATION  
RADIOACTIVE EFFLUENT RELEASE REPORT FOR 2021  
UNIT 1, UNIT 2 and ISFSI (Docket Numbers 50-456, 50-457 and 72-73)

<b>Liquid</b>						
Nearest Residence	Total Body	2.54E-01	Child	4.24E+00	6	mrem
Nearest Residence	GI-LLI	2.68E-01	Child	1.34E+00	20	mrem

*Table D.2 Summary of Doses to Members of the Public at the Highest Dose Receptors for 40CFR190 and 10CFR72.104 Compliance*

Highest Dose Receptors	Non-Noble Gas	Liquid Effluents	External Direct Radiation	Total	% of Applicable Limit	Limit	Unit
Total Body Dose	2.17E-01	2.54E-01	1.80E-1	6.51E-01	2.60E+00	25	mrem
Organ Dose	1.05E+00	2.68E-01	1.80E-1	1.50E+00	6.00E+00	25	mrem
Thyroid Dose	2.19E-01	2.53E-01	1.80E-1	6.52E-01	8.69E-01	75	mrem

#### E. Meteorological Data

The Braidwood Station meteorological monitoring program produced 52,494 hours of valid data out of a possible 52,560 parameter hours during 2021 (365 days x 24 hours/day x 6 measured priority parameters), which represents an overall data recovery rate of 99.8%. Priority parameters are all parameters except dew point temperature and precipitation. For the year, winds measured at 34 ft. most frequently came from the South (9.29%) and fell into the 3.6 - 7.5 mph wind speed class (38.68%). Calms (wind speeds at or below the sensor threshold) were measured 0.23% of the time and speeds greater than 24.5 mph were measured 0.18% of the time. Stability based on the 199 - 30 ft. differential temperature most frequently fell into the neutral classification (44.35%).

Appendix C contains the Joint Frequency Distribution tables from the Meteorological Data collected in 2021.

#### F. Offsite Ambient Radiation Measurements

Review of the Braidwood Optically Stimulated Luminescent Dosimetry (OSLD) data showed statistical increases above background at only locations related to the ISFSI pad. A dose evaluation was performed taking the highest readings and extrapolating dose to the nearest resident. The dose to the resident was estimated to be 1.80E-1 mrem in 2021. IR 04483926 was written to document issues with the OSLDs collected for 2<sup>nd</sup>, 3<sup>rd</sup>, and 4<sup>th</sup> quarters of 2021. Calculations were performed using 1<sup>st</sup> quarter deploy control readings.

#### G. Radioactive Solid Waste Disposal

Radioactive wastes shipped offsite are captured in the table titled, "Solid Wastes Shipped Offsite for Burial or Disposal (Not irradiated fuel)." Approximately 3.82E+02 cubic meters of solid waste were shipped offsite containing approximately 5.33E+01 Curies during the 2021 reporting period. Appendix B contains tables and detailed information about the Solid Waste Disposal program.

BRAIDWOOD NUCLEAR POWER STATION  
RADIOACTIVE EFFLUENT RELEASE REPORT FOR 2021  
UNIT 1, UNIT 2 and ISFSI (Docket Numbers 50-456, 50-457 and 72-73)

**APPENDIX A: EFFLUENT AND WASTE DISPOSAL SUMMARY**

BRAIDWOOD NUCLEAR POWER STATION  
RADIOACTIVE EFFLUENT RELEASE REPORT FOR 2021  
UNIT 1, UNIT 2 and ISFSI (Docket Numbers 50-456, 50-457 and 72-73)

TABLE 1A  
GASEOUS EFFLUENTS- – SUMMATION OF ALL RELEASES UNIT 1 AND UNIT 2

Unit	1st Qtr	2nd Qtr	3rd Qtr	4th Qtr	Annual	Est. Total Error%
------	---------	---------	---------	---------	--------	-------------------

**A. Fission and Activation Gas Releases**

1. Total Release Activity	Ci	3.98E+000	7.15E-01	1.04E-01	3.69E-01	5.16E+00	7.59E+00
2. Average Release Rate	μCi/sec	5.11E-01	9.10E-02	1.31E-02	4.64E-02	1.64E-01	
3. Percent of ODCM Limit – gamma	%	1.28E-02	1.68E-03	2.97E-04	7.43E-04	7.76E-03	
4. Percent of ODCM Limit - beta	%	2.26E-03	3.41E-04	5.45E-05	1.61E-04	1.41E-03	

**B. Iodine 131 Releases**

1. Total Iodine-131	Ci	1.66E-05	2.42E-07	0.00E+00	9.11E-10	1.68E-05	3.32E+01
2. Average Release Rate	μCi/sec	2.13E-06	3.07E-08	N/A	1.15E-10	5.33E-07	
3. Percent of ODCM Limit <sup>1</sup>	%	1.93E+00	1.40E+00	N/A	1.75E+00	3.50E+00	

**C. Particulate (> 8-day half-life) Releases**

1. Particulates with half-life > 8 days	Ci	<LLD	<LLD	<LLD	1.22E-04	1.22E-04	1.98E+01
2. Average Release Rate	μCi/sec	<LLD	<LLD	<LLD	1.537E-05	3.87E-06	
3. Percent of ODCM Limit <sup>1</sup>	%	<LLD	<LLD	<LLD	1.75E+00	3.50E+00	

**D. Tritium Releases**

1. Total Release Activity	Ci	1.86E+01	1.54E+01	9.16E+00	3.42E+01	7.74E+01	8.07E+00
2. Average Release Rate	μCi/sec	2.40E+00	1.96E+00	1.15E+00	4.31E+00	2.46E+00	
3. Percent of ODCM Limit <sup>1</sup>	%	1.93E+00	1.40E+00	1.92E+00	1.75E+00	3.50E+00	

**E. Gross Alpha Releases**

1. Total Release Activity	Ci	<LLD	<LLD	<LLD	<LLD	<LLD	1.98E+01
2. Average Release Rate	μCi/sec	N/A	N/A	N/A	N/A	N/A	
3. Percent of ODCM limit <sup>1</sup>	%	N/A	N/A	N/A	N/A	N/A	

**F. Carbon-14 Releases**

1. Total Release Activity	Ci	2.24E+00	1.62E+00	2.22E+00	2.02E+00	8.10E+00	
2. Average Release Rate	μCi/sec	2.88E-01	2.06E-01	2.80E-01	2.54E-01	2.57E-01	
3. Percent of ODCM limit <sup>1</sup>	%	1.93E+00	1.40E+00	1.92E+00	1.75E+00	3.50E+00	

Note: ODCM LLD threshold values are included in Table 4.i of this report.

Note: The ODCM Limit is a dose-based limit combined for Iodines, Particulate, Tritium and C-14.

<sup>1</sup> Combined Limit per 10CFR50 Appendix I for Organ Dose Due to Specified Non-Noble Gas Radionuclides.

BRAIDWOOD NUCLEAR POWER STATION  
RADIOACTIVE EFFLUENT RELEASE REPORT FOR 2021  
UNIT 1, UNIT 2 and ISFSI (Docket Numbers 50-456, 50-457 and 72-73)

TABLE 1B-1  
GASEOUS EFFLUENTS – MIXED MODE RELEASES – CONTINUOUS MODE UNIT 1 AND UNIT 2

Nuclides Released		Continuous Mode				
A. Fission Gases	Unit	Quarter 1	Quarter 2	Quarter 3	Quarter 4	Total
Ar-41	Ci	<LLD	<LLD	<LLD	<LLD	<LLD
Kr-85	Ci	<LLD	<LLD	<LLD	<LLD	<LLD
Kr-87	Ci	<LLD	<LLD	<LLD	<LLD	<LLD
Kr-88	Ci	<LLD	<LLD	<LLD	<LLD	<LLD
Xe-131m	Ci	<LLD	<LLD	<LLD	<LLD	<LLD
Xe-133	Ci	<LLD	<LLD	<LLD	<LLD	<LLD
Xe-133m	Ci	<LLD	<LLD	<LLD	<LLD	<LLD
Xe-135	Ci	<LLD	<LLD	<LLD	<LLD	<LLD
Xe-138	Ci	<LLD	<LLD	<LLD	<LLD	<LLD
Total for Period	Ci	<LLD	<LLD	<LLD	<LLD	<LLD
B. Iodines / Halogens	Unit	Quarter 1	Quarter 2	Quarter 3	Quarter 4	Total
Br-82	Ci	4.60E-04	1.66E-03	<LLD	5.30E-05	2.17E-03
I-131	Ci	8.35E-06	<LLD	<LLD	<LLD	8.35E-06
I-132	Ci	<LLD	<LLD	<LLD	<LLD	<LLD
I-133	Ci	3.04E-05	<LLD	<LLD	<LLD	3.04E-05
I-134	Ci	<LLD	<LLD	<LLD	<LLD	<LLD
Total for Period	Ci	4.99E-04	1.66E-03	<LLD	5.30E-05	2.21E-03
C. Particulates	Unit	Quarter 1	Quarter 2	Quarter 3	Quarter 4	Total
Mn-54	Ci	<LLD	<LLD	<LLD	<LLD	<LLD
Co-57	Ci	<LLD	<LLD	<LLD	<LLD	<LLD
Co-58	Ci	<LLD	<LLD	<LLD	1.22E-04	1.22E-04
Fe-59	Ci	<LLD	<LLD	<LLD	<LLD	<LLD
Co-60	Ci	<LLD	<LLD	<LLD	<LLD	<LLD
Zn-65	Ci	<LLD	<LLD	<LLD	<LLD	<LLD
Sr-89	Ci	<LLD	<LLD	<LLD	<LLD	<LLD
Sr-90	Ci	<LLD	<LLD	<LLD	<LLD	<LLD
Mo-99	Ci	<LLD	<LLD	<LLD	<LLD	<LLD
Cs-134	Ci	<LLD	<LLD	<LLD	<LLD	<LLD
Cs-137	Ci	<LLD	<LLD	<LLD	<LLD	<LLD
Ba-140	Ci	<LLD	<LLD	<LLD	<LLD	<LLD
Total for Period	Ci	<LLD	<LLD	<LLD	1.22E-04	1.22E-04

TABLE 1B-1 (Cont.)

BRAIDWOOD NUCLEAR POWER STATION  
RADIOACTIVE EFFLUENT RELEASE REPORT FOR 2021  
UNIT 1, UNIT 2 and ISFSI (Docket Numbers 50-456, 50-457 and 72-73)

GASEOUS EFFLUENTS – MIXED MODE RELEASES – CONTINUOUS MODE UNIT 1 AND UNIT 2

Nuclides Released		Continuous Mode				
C. Tritium	Unit	Quarter 1	Quarter 2	Quarter 3	Quarter 4	Total
	Ci	1.02E+01	1.44E+01	8.47E+00	2.87E+01	6.17E+01
D. Gross Alpha	Unit	Quarter 1	Quarter 2	Quarter 3	Quarter 4	Total
	Ci	<LLD	<LLD	<LLD	<LLD	<LLD
E. Carbon-14	Unit	Quarter 1	Quarter 2	Quarter 3	Quarter 4	Total
	Ci	2.24E+00	1.62E+00	2.22E+00	2.02E+00	8.10E+00

BRAIDWOOD NUCLEAR POWER STATION  
RADIOACTIVE EFFLUENT RELEASE REPORT FOR 2021  
UNIT 1, UNIT 2 and ISFSI (Docket Numbers 50-456, 50-457 and 72-73)

TABLE 1B-2  
GASEOUS EFFLUENTS – MIXED MODE RELEASES – BATCH MODE UNIT 1 AND UNIT 2

Nuclides Released		Batch Mode				
A. Fission Gases	Unit	Quarter 1	Quarter 2	Quarter 3	Quarter 4	Total
Ar-41	Ci	3.95E+00	4.90E-01	9.12E-02	2.17E-01	4.75E+00
Kr-85	Ci	<LLD	<LLD	<LLD	<LLD	<LLD
Kr-85m	Ci	<LLD	4.55E-03	<LLD	6.86E-04	5.24E-03
Kr-87	Ci	<LLD	1.93E-03	<LLD	<LLD	1.93E-03
Kr-88	Ci	<LLD	4.59E-03	<LLD	<LLD	4.59E-03
Xe-131m	Ci	<LLD	<LLD	<LLD	<LLD	<LLD
Xe-133	Ci	2.46E-02	1.57E-01	1.30E-02	1.13E-01	3.08E-01
Xe-133m	Ci	<LLD	<LLD	<LLD	<LLD	<LLD
Xe-135	Ci	3.49E-03	5.66E-02	<LLD	3.76E-02	9.77E-02
Xe-135m	Ci	<LLD	<LLD	<LLD	<LLD	<LLD
Xe-138	Ci	<LLD	<LLD	<LLD	<LLD	<LLD
Total for Period	Ci	3.98E+00	7.15E-01	1.04E-01	3.69E-01	5.16E+00
B. Iodines / Halogens	Unit	Quarter 1	Quarter 2	Quarter 3	Quarter 4	Total
Br-80	Ci	1.96E-02	2.73E-05	6.81E-05	3.89E-04	2.00E-02
Br-82	Ci	2.81E-04	1.54E-05	1.24E-05	4.79E-05	3.57E-04
I-131	Ci	8.21E-06	2.42E-07	<LLD	9.11E-10	8.45E-06
I-132	Ci	<LLD	5.02E-06	3.04E-08	3.61E-07	5.41E-06
I-133	Ci	2.52E-05	6.55E-07	2.40E-09	<LLD	2.58E-05
I-135	Ci	6.05E-07	<LLD	<LLD	<LLD	6.05E-07
Total for Period	Ci	1.99E-02	4.87E-05	8.05E-05	4.37E-04	2.04E-02
C. Particulates	Unit	Quarter 1	Quarter 2	Quarter 3	Quarter 4	Total
Mn-54	Ci	<LLD	<LLD	<LLD	<LLD	<LLD
Co-57	Ci	<LLD	<LLD	<LLD	<LLD	<LLD
Co-58	Ci	<LLD	<LLD	<LLD	<LLD	<LLD
Fe-59	Ci	<LLD	<LLD	<LLD	<LLD	<LLD
Co-60	Ci	<LLD	<LLD	<LLD	<LLD	<LLD
Zn-65	Ci	<LLD	<LLD	<LLD	<LLD	<LLD
Sr-89	Ci	<LLD	<LLD	<LLD	<LLD	<LLD
Sr-90	Ci	<LLD	<LLD	<LLD	<LLD	<LLD
Mo-99	Ci	<LLD	<LLD	<LLD	<LLD	<LLD
Cs-134	Ci	<LLD	<LLD	<LLD	<LLD	<LLD
Cs-137	Ci	<LLD	<LLD	<LLD	<LLD	<LLD



BRAIDWOOD NUCLEAR POWER STATION  
RADIOACTIVE EFFLUENT RELEASE REPORT FOR 2021  
UNIT 1, UNIT 2 and ISFSI (Docket Numbers 50-456, 50-457 and 72-73)

TABLE 1B-2 (Cont.)  
GASEOUS EFFLUENTS – MIXED MODE RELEASES – BATCH MODE UNIT 1 AND UNIT 2

Nuclides Released		Batch Mode				
		Quarter 1	Quarter 2	Quarter 3	Quarter 4	Total
<b>C. Particulates (Cont.)</b>	<b>Unit</b>					
Ba-140	Ci	<LLD	<LLD	<LLD	<LLD	<LLD
La-140	Ci	<LLD	<LLD	<LLD	<LLD	<LLD
Total for Period	Ci	<LLD	<LLD	<LLD	<LLD	<LLD
<b>D. Tritium</b>	<b>Unit</b>	<b>Quarter 1</b>	<b>Quarter 2</b>	<b>Quarter 3</b>	<b>Quarter 4</b>	<b>Total</b>
	Ci	8.49E+00	1.01E+00	6.96E-01	5.55E+00	1.5E+01
<b>E. Gross Alpha</b>	<b>Unit</b>	<b>Quarter 1</b>	<b>Quarter 2</b>	<b>Quarter 3</b>	<b>Quarter 4</b>	<b>Total</b>
	Ci	<LLD	<LLD	<LLD	<LLD	<LLD
<b>F. Carbon-14</b>	<b>Unit</b>	<b>Quarter 1</b>	<b>Quarter 2</b>	<b>Quarter 3</b>	<b>Quarter 4</b>	<b>Total</b>
	Ci	<LLD	<LLD	<LLD	<LLD	<LLD

BRAIDWOOD NUCLEAR POWER STATION  
RADIOACTIVE EFFLUENT RELEASE REPORT FOR 2021  
UNIT 1, UNIT 2 and ISFSI (Docket Numbers 50-456, 50-457 and 72-73)

TABLE 2A  
LIQUID EFFLUENTS- – SUMMATION OF ALL RELEASES UNIT 1 AND UNIT 2

Unit	1st Qtr	2nd Qtr	3rd Qtr	4th Qtr	Annual	Est. Total Error %
------	---------	---------	---------	---------	--------	--------------------

**A. Fission and Activation Products**

1. Total Release	Ci	6.69E-03	2.30E-02	1.77E-02	2.16E-02	6.90E-02	2.64E+00
2. Average Diluted Concentration	μCi/mL	3.47E-10	2.40E-09	1.14E-09	1.86E-09	1.23E-09	
3. Percent of applicable limit	%	*	*	*	*	*	

**B. Tritium**

1. Total Release	Ci	1.49E+03	7.54E+02	5.34E+02	4.00E+02	3.18E+03	5.85E+00
2. Average Diluted Concentration	μCi/mL	7.73E-05	7.87E-05	3.43E-05	3.46E-05	5.67E-05	
3. % of Limit (1E-2 μCi/ml)	%	7.73E-01	7.87E-01	3.43E-01	3.46E-01	5.67E-01	

**C. Dissolved Noble Gases**

1. Total Release	Ci	<LLD	<LLD	<LLD	<LLD	<LLD	2.64E+00
2. Average Diluted Concentration	μCi/mL	N/A	N/A	N/A	N/A	N/A	
3. % of Limit (2E-4 μCi/ml)	%	N/A	N/A	N/A	N/A	N/A	

**D. Gross Alpha**

1. Total Release	Ci	<LLD	<LLD	<LLD	<LLD	<LLD	1.47E+01
2. Average Diluted Concentration	μCi/ml	N/A	N/A	N/A	N/A	N/A	

<b>E. Volume of Waste Released</b> (prior to dilution)	Liters	1.05E+10	6.59E+09	1.13E+10	9.50E+09	3.78E+10
---	--------	----------	----------	----------	----------	----------

<b>F. Volume of Dilution Water</b>	Liters	8.81E+09	2.99E+09	4.32E+09	2.08E+09	1.82E+10
------------------------------------	--------	----------	----------	----------	----------	----------

<b>G. Average Stream Flow<sup>1</sup></b>	m <sup>3</sup> /s	9.53E+01	1.63E+02	1.18E+02	1.91E+02	1.42E+02
---	-------------------	----------	----------	----------	----------	----------

Note: ODCM LLD threshold values are included in Table 4.i of this report.

\* This limit is equal to 10 times the concentration values in Appendix B, Table 2, Column 2 to 10CFR20.1001-20.2402, except for Dissolved Noble Gases. The limits for Dissolved Noble Gases are found the Braidwood Station ODCM, Table C-6 of ODCM Appendix C for Noble Gases.

<sup>1</sup> Kankakee River Flows obtained from US Geological Survey website from daily average flow data.

BRAIDWOOD NUCLEAR POWER STATION  
RADIOACTIVE EFFLUENT RELEASE REPORT FOR 2021  
UNIT 1, UNIT 2 and ISFSI (Docket Numbers 50-456, 50-457 and 72-73)

TABLE 2B-1  
LIQUID EFFLUENTS – CONTINUOUS MODE UNIT 1 AND UNIT 2

Nuclides Released		Continuous Mode				
A. Fission and Activation Products	Unit	Quarter 1	Quarter 2	Quarter 3	Quarter 4	Total
Mn-54	Ci	<LLD	<LLD	<LLD	<LLD	<LLD
Fe-55	Ci	<LLD	<LLD	<LLD	<LLD	<LLD
Fe-59	Ci	<LLD	<LLD	<LLD	<LLD	<LLD
Co-58	Ci	<LLD	<LLD	<LLD	<LLD	<LLD
Co-60	Ci	<LLD	<LLD	<LLD	<LLD	<LLD
Zn-65	Ci	<LLD	<LLD	<LLD	<LLD	<LLD
Cs-134	Ci	<LLD	<LLD	<LLD	<LLD	<LLD
Cs-137	Ci	<LLD	<LLD	<LLD	<LLD	<LLD
Ce-141	Ci	<LLD	<LLD	<LLD	<LLD	<LLD
Ce-144	Ci	<LLD	<LLD	<LLD	<LLD	<LLD
Total for Period	Ci	<LLD	<LLD	<LLD	<LLD	<LLD
B. Tritium	Unit	Quarter 1	Quarter 2	Quarter 3	Quarter 4	Total
	Ci	1.41E+02	2.44E+02	9.17E+00	5.61E-00	3.99E+02
C. Dissolved and Entrained Gases	Unit	Quarter 1	Quarter 2	Quarter 3	Quarter 4	Total
Kr-87	Ci	<LLD	<LLD	<LLD	<LLD	<LLD
Kr-88	Ci	<LLD	<LLD	<LLD	<LLD	<LLD
Xe-133	Ci	<LLD	<LLD	<LLD	<LLD	<LLD
Xe-133m	Ci	<LLD	<LLD	<LLD	<LLD	<LLD
Xe-135	Ci	<LLD	<LLD	<LLD	<LLD	<LLD
Xe-138	Ci	<LLD	<LLD	<LLD	<LLD	<LLD
Total for Period	Ci	<LLD	<LLD	<LLD	<LLD	<LLD
D. Gross Alpha	Unit	Quarter 1	Quarter 2	Quarter 3	Quarter 4	Total
	Ci	<LLD	<LLD	<LLD	<LLD	<LLD

BRAIDWOOD NUCLEAR POWER STATION  
RADIOACTIVE EFFLUENT RELEASE REPORT FOR 2021  
UNIT 1, UNIT 2 and ISFSI (Docket Numbers 50-456, 50-457 and 72-73)

TABLE 2B-2  
LIQUID EFFLUENTS – BATCH MODE UNIT 1 AND UNIT 2

Nuclides Released		Batch Mode				
		Quarter 1	Quarter 2	Quarter 3	Quarter 4	Total
<b>A. Fission and Activation Products</b>	<b>Unit</b>					
Cr-51	Ci	<LLD	4.87E-03	7.93E-04	4.18E-03	9.84E-03
Mn-54	Ci	4.58E-05	2.52E-04	2.65E-04	1.72E-04	7.34E-04
Fe-55	Ci	<LLD	4.00E-03	2.04E-03	2.93E-03	8.97E-03
Fe-59	Ci	<LLD	2.90E-05	1.35E-05	9.45E-04	9.87E-04
Co-57	Ci	<LLD	<LLD	2.97E-05	1.20E-05	4.17E-05
Co-58	Ci	4.60E-04	4.01E-03	7.81E-03	8.82E-03	2.11E-02
Co-60	Ci	2.01E-03	7.33E-03	5.19E-03	3.49E-03	1.80E-02
Ni-63	Ci	2.05E-03	<LLD	<LLD	<LLD	2.05E-03
Ni-65	Ci	<LLD	1.04E-04	1.73E-04	<LLD	2.76E-04
Zn-65	Ci	<LLD	2.60E-05	4.33E-05	<LLD	6.93E-05
Sr-89	Ci	1.20E-03	<LLD	<LLD	<LLD	1.20E-03
Sr-92	Ci	<LLD	1.05E-04	7.40E-06	<LLD	1.12E-04
Zr-95	Ci	<LLD	1.41E-04	1.35E-04	1.32E-04	4.08E-04
Nb-95	Ci	<LLD	4.50E-04	3.20E-04	3.43E-04	1.11E-03
Nb-97	Ci	<LLD	<LLD	<LLD	<LLD	<LLD
Mo-99	Ci	<LLD	<LLD	<LLD	<LLD	<LLD
Tc-99m	Ci	<LLD	<LLD	<LLD	<LLD	<LLD
Ru-105	Ci	<LLD	<LLD	<LLD	3.07E-05	3.07E-05
Ag-110m	Ci	9.32E-05	1.03E-03	6.31E-04	4.18E-04	2.17E-03
Sn-113	Ci	<LLD	5.94E-05	4.75E-05	1.33E-05	1.20E-04
Sb-122	Ci	<LLD	<LLD	<LLD	<LLD	<LLD
Sb-124	Ci	<LLD	<LLD	<LLD	<LLD	<LLD
Sb-125	Ci	8.33E-04	4.14E-04	2.06E-04	9.43E-05	1.55E-03
Sb-126	Ci	<LLD	<LLD	<LLD	<LLD	<LLD
Te-123m	Ci	<LLD	<LLD	<LLD	<LLD	<LLD
Te-125m	Ci	<LLD	<LLD	<LLD	<LLD	<LLD
Te-129m	Ci	<LLD	<LLD	<LLD	<LLD	<LLD
I-134	Ci	<LLD	1.13E-04	2.29E-05	<LLD	1.36E-04
Cs-134	Ci	<LLD	<LLD	<LLD	<LLD	<LLD
Cs-136	Ci	<LLD	<LLD	5.86E-07	<LLD	5.86E-07
Cs-137	Ci	<LLD	<LLD	<LLD	<LLD	<LLD
W-187	Ci	<LLD	2.80E-05	<LLD	<LLD	2.80E-05
Total for Period	Ci	6.69E-03	2.30E-02	1.77E-02	2.16E-02	6.90E-02

BRAIDWOOD NUCLEAR POWER STATION  
RADIOACTIVE EFFLUENT RELEASE REPORT FOR 2021  
UNIT 1, UNIT 2 and ISFSI (Docket Numbers 50-456, 50-457 and 72-73)

<b>B. Tritium</b>	<b>Unit</b>	<b>Quarter 1</b>	<b>Quarter 2</b>	<b>Quarter 3</b>	<b>Quarter 4</b>	<b>Total</b>
	Ci	1.35E+03	5.10E+02	5.25E+02	3.95E+02	2.78E+03
<b>C. Dissolved and Entrained Gases</b>	<b>Unit</b>	<b>Quarter 1</b>	<b>Quarter 2</b>	<b>Quarter 3</b>	<b>Quarter 4</b>	<b>Total</b>
Kr-87	Ci	<LLD	<LLD	<LLD	<LLD	<LLD
Kr-88	Ci	<LLD	<LLD	<LLD	<LLD	<LLD
Xe-133	Ci	<LLD	<LLD	<LLD	<LLD	<LLD
Xe-133m	Ci	<LLD	<LLD	<LLD	<LLD	<LLD
Xe-135	Ci	<LLD	<LLD	<LLD	<LLD	<LLD
Xe-138	Ci	<LLD	<LLD	<LLD	<LLD	<LLD
Total for Period	Ci	<LLD	<LLD	<LLD	<LLD	<LLD

TABLE 2B-2 (Cont.)  
LIQUID EFFLUENTS – BATCH MODE UNIT 1 AND UNIT 2

<b>Nuclides Released</b>		<b>Batch Mode</b>				
<b>D. Gross Alpha</b>	<b>Unit</b>	<b>Quarter 1</b>	<b>Quarter 2</b>	<b>Quarter 3</b>	<b>Quarter 4</b>	<b>Total</b>
	Ci	<LLD	<LLD	<LLD	<LLD	<LLD

BRAIDWOOD NUCLEAR POWER STATION  
RADIOACTIVE EFFLUENT RELEASE REPORT FOR 2021  
UNIT 1, UNIT 2 and ISFSI (Docket Numbers 50-456, 50-457 and 72-73)

**APPENDIX B: SOLID WASTE AND IRRADIATED FUEL SHIPMENTS**

BRAIDWOOD NUCLEAR POWER STATION  
RADIOACTIVE EFFLUENT RELEASE REPORT FOR 2021  
UNIT 1, UNIT 2 and ISFSI (Docket Numbers 50-456, 50-457 and 72-73)

A. Solid Waste Shipped Offsite for Burial or Disposal (Not Irradiated Fuel)

1. Low-Level Waste

<b>Resins, Filters, And Evaporator Bottoms</b>			
<b>Waste Class</b>	<b>Volume</b>		<b>Curies Shipped</b>
	<b>ft<sup>3</sup></b>	<b>m<sup>3</sup></b>	
A	3.74E+03	1.06E+02	2.13E+01
B	0.00E+00	0.00E+00	0.00E+00
C	4.24E+01	1.20E+00	3.08E+01
Unclassified	0.00E+00	0.00E+00	0.00E+00
<b>All</b>	<b>3.78E+03</b>	<b>1.07E+02</b>	<b>5.20E+01</b>
Major Nuclides for the Above Table: H-3, C-14, Mn-54, Fe-55, Co-58, Co-60, Ni-59, Ni-63, Sr-90, Zr-95, Nb-94, Nb-95, Tc-99, Sb-125, I-129, Cs-137, Ce-144, Th-230, Pu-238, Pu-239, Pu-241, Am-241, Cm-242, Cm-243, Cm-244			

<b>Dry Active Waste (DAW)</b>			
<b>Waste Class</b>	<b>Volume</b>		<b>Curies Shipped</b>
	<b>ft<sup>3</sup></b>	<b>m<sup>3</sup></b>	
A	8.41E+03	2.38E+02	1.18E+00
B	7.40E-01	2.10E-02	8.04E-02
C	0.00E+00	0.00E+00	0.00E+00
Unclassified	0.00E+00	0.00E+00	0.00E+00
<b>All</b>	<b>8.41E+03</b>	<b>2.38E+02</b>	<b>1.26E+00</b>
Major Nuclides for the Above Table: H-3, C-14, Cr-51, Mn-54, Fe-55, Co-58, Co-60, Ni-59, Ni-63, Sr-90, Zr-95, Nb-94, Nb-95, Tc-99, Sb-125, I-129, Cs-137, Pu-238, Pu-239, Pu-241, Am-241, Cm-242, Cm-243, Cm-244			

<b>Irradiated Components</b>			
<b>Waste Class</b>	<b>Volume</b>		<b>Curies Shipped</b>
	<b>ft<sup>3</sup></b>	<b>m<sup>3</sup></b>	
A	0.00E+00	0.00E+00	0.00E+00
B	0.00E+00	0.00E+00	0.00E+00
C	0.00E+00	0.00E+00	0.00E+00
Unclassified	0.00E+00	0.00E+00	0.00E+00
<b>All</b>	<b>0.00E+00</b>	<b>0.00E+00</b>	<b>0.00E+00</b>
Major Nuclides for the Above Table: None			

BRAIDWOOD NUCLEAR POWER STATION  
RADIOACTIVE EFFLUENT RELEASE REPORT FOR 2021  
UNIT 1, UNIT 2 and ISFSI (Docket Numbers 50-456, 50-457 and 72-73)

1. Low-Level Waste (continued)

<b>Other Waste</b>			
<b>Waste Class</b>	<b>Volume</b>		<b>Curies Shipped</b>
	<b>ft<sup>3</sup></b>	<b>m<sup>3</sup></b>	
A	1.29E+03	3.64E+01	2.49E-02
B	0.00E+00	0.00E+00	0.00E+00
C	8.06E-01	2.28E-02	1.73E-05
Unclassified	0.00E+00	0.00E+00	0.00E+00
<b>All</b>	1.29E+03	3.65E+01	2.49E-02
<b>Major Nuclides for the Above Table:</b>			
H-3, C-14, Cr-51, Mn-54, Fe-55, Co-58, Co-60, Ni-59, Ni-63, Sr-90, Zr-95, Nb-95, Tc-99, Sb-125, I-129, Cs-137, Th-230, Pu-238, Pu-239, Pu-241, Am-241, Cm-242, Cm-243, Cm-244			

<b>Sum of All Low-Level Waste Shipped from Site</b>			
<b>Waste Class</b>	<b>Volume</b>		<b>Curies Shipped</b>
	<b>ft<sup>3</sup></b>	<b>m<sup>3</sup></b>	
A	1.34E+04	3.80E+02	2.25E+01
B	7.40E-01	2.10E-02	8.04E-02
C	4.32E+01	1.22E+00	3.08E+01
Unclassified	0.00E+00	0.00E+00	0.00E+00
<b>All</b>	1.35E+04	3.82E+02	5.33E+01
<b>Major Nuclides for the Above Table:</b>			
H-3, C-14, Cr-51, Mn-54, Fe-55, Co-58, Co-60, Ni-59, Ni-63, Sr-90, Zr-95, Nb-95, Tc-99, Sb-125, I-129, Cs-137, Ce-144, Th-230, Pu-238, Pu-239, Pu-241, Am-241, Cm-242, Cm-243, Cm-244			



BRAIDWOOD NUCLEAR POWER STATION  
RADIOACTIVE EFFLUENT RELEASE REPORT FOR 2021  
UNIT 1, UNIT 2 and ISFSI (Docket Numbers 50-456, 50-457 and 72-73)

2. Estimate of Major Nuclide Composition (By Waste Type and Class)

a. Category A – Spent Resins, Filter Sludges, Evaporator Bottoms, etc.

Isotope	Waste Class A Curies	Percent Abundance	Waste Class C Curies	Percent Abundance
H-3	5.61E+00	26.38%	1.48E-01	0.48%
C-14	1.97E-02	0.09%	2.68E-02	0.09%
Cr-51	1.85E-03	0.01%	2.02E-06	0.00%
Mn-54	6.69E-01	3.14%	1.37E-01	0.45%
Fe-55	5.79E-01	2.72%	1.52E+01	49.21%
Fe-59	NA	0.00%	2.00E-05	0.00%
Co-57	4.71E-02	0.22%	7.25E-03	0.02%
Co-58	7.46E-01	3.51%	1.28E-02	0.04%
Co-60	5.58E+00	26.24%	7.54E+00	24.47%
Ni-59	1.43E-01	0.67%	1.78E-01	0.58%
Ni-63	7.09E+00	33.36%	7.03E+00	22.82%
Zn-65	1.33E-01	0.63%	1.68E-02	0.05%
Sr-89	7.96E-05	0.00%	5.40E-07	0.00%
Sr-90	1.97E-03	0.01%	1.39E-02	0.04%
Zr-95	2.98E-02	0.14%	1.34E-03	0.00%
Nb-94	NA	0.00%	7.38E-03	0.02%
Nb-95	5.20E-02	0.24%	2.97E-03	0.01%
Tc-99	1.29E-05	0.00%	6.96E-02	0.23%
Ru-103	NA	0.00%	5.30E-20	0.00%
Ag-110m	4.30E-03	0.02%	8.57E-03	0.03%
Sn-113	4.67E-03	0.02%	3.93E-03	0.01%
Sn-117m	1.89E-06	0.00%	1.56E-17	0.00%
Sb-124	2.25E-03	0.01%	1.08E-05	0.00%
Sb-125	4.13E-01	1.94%	2.08E-01	0.68%
I-129	NA	0.00%	5.31E-06	0.00%
Cs-134	4.88E-03	0.02%	3.80E-03	0.01%
Cs-137	1.22E-01	0.57%	1.40E-01	0.46%
Ce-144	6.59E-03	0.03%	4.07E-04	0.00%
Eu-154	NA	0.00%	1.18E-02	0.04%
Hf-181	NA	0.00%	1.46E-07	0.00%
Pu-238	1.54E-05	0.00%	2.01E-03	0.01%
Pu-239	7.09E-08	0.00%	6.54E-04	0.00%
Pu-241	2.13E-03	0.01%	7.58E-02	0.25%
Am-241	3.03E-05	0.00%	1.04E-03	0.00%
Cm-242	NA	0.00%	3.55E-06	0.00%
Cm-243	NA	0.00%	1.30E-03	0.00%
Cm-244	3.31E-05	0.00%	7.44E-05	0.00%

BRAIDWOOD NUCLEAR POWER STATION  
RADIOACTIVE EFFLUENT RELEASE REPORT FOR 2021  
UNIT 1, UNIT 2 and ISFSI (Docket Numbers 50-456, 50-457 and 72-73)

b. Category B – Dry Compressible Waste, Contaminated Equip, etc.

Isotope	Waste Class A Curies	Percent Abundance	Waste Class B Curies	Percent Abundance
H-3	4.71E-02	3.99%	1.49E-06	0.00%
C-14	3.23E-02	2.74%	2.65E-03	3.30%
Cr-51	1.29E-02	1.10%	NA	0.00%
Mn-54	3.36E-03	0.28%	1.77E-11	0.00%
Fe-55	8.93E-02	7.56%	6.07E-04	0.76%
Fe-59	1.52E-03	0.13%	NA	0.00%
Co-57	3.65E-04	0.03%	3.00E-13	0.00%
Co-58	4.57E-02	3.87%	6.71E-39	0.00%
Co-60	1.61E-01	13.64%	3.83E-03	4.76%
Ni-59	4.88E-03	0.41%	1.53E-04	0.19%
Ni-63	7.01E-01	59.36%	6.69E-02	83.24%
Zn-65	8.49E-04	0.07%	NA	0.00%
Sr-89	7.68E-28	0.00%	NA	0.00%
Sr-90	3.49E-04	0.03%	2.25E-06	0.00%
Zr-95	6.25E-03	0.53%	NA	0.00%
Nb-94	3.17E-05	0.00%	NA	0.00%
Nb-95	6.45E-03	0.55%	9.89E-80	0.00%
Tc-99	8.92E-04	0.08%	1.20E-06	0.00%
Ag-110m	4.92E-04	0.04%	NA	0.00%
Sn-113	4.63E-04	0.04%	NA	0.00%
Sb-125	3.06E-03	0.26%	1.83E-05	0.02%
I-129	9.20E-06	0.00%	1.39E-06	0.00%
Cs-134	1.72E-04	0.01%	4.76E-07	0.00%
Cs-137	6.13E-02	5.19%	6.19E-03	7.70%
Ce-144	3.79E-04	0.03%	2.66E-13	0.00%
Pu-238	1.41E-05	0.00%	3.42E-07	0.00%
Pu-239	6.11E-06	0.00%	3.76E-07	0.00%
Pu-241	5.89E-04	0.05%	1.70E-05	0.02%
Am-241	1.07E-05	0.00%	4.56E-07	0.00%
Cm-242	1.65E-06	0.00%	3.86E-23	0.00%
Cm-243	1.19E-05	0.00%	NA	0.00%
Cm-244	1.16E-05	0.00%	2.63E-07	0.00%

c. Category C – Irradiated Components, Control Rods, etc.

None

BRAIDWOOD NUCLEAR POWER STATION  
RADIOACTIVE EFFLUENT RELEASE REPORT FOR 2021  
UNIT 1, UNIT 2 and ISFSI (Docket Numbers 50-456, 50-457 and 72-73)

d. Category D – Other (Oil, Reverse Osmosis Reject Water, Soil, Lagoon Sediment)

Isotope	Waste Class A Curies	Percent Abundance	Waste Class C Curies	Percent Abundance
H-3	5.36E-03	21.46%	NA	0.00%
Na-22	NA	0.00%	2.04E-07	1.18%
Cr-51	1.33E-03	5.34%	8.18E-21	0.00%
Mn-54	3.01E-04	1.20%	4.97E-09	0.03%
Fe-55	5.32E-03	21.34%	NA	0.00%
Fe-59	1.51E-04	0.61%	2.86E-16	0.00%
Co-57	3.30E-05	0.13%	8.49E-12	0.00%
Co-58	4.45E-03	17.84%	3.17E-13	0.00%
Co-60	3.98E-03	15.94%	1.56E-07	0.90%
Ni-59	8.13E-05	0.33%	NA	0.00%
Ni-63	2.24E-03	8.98%	NA	0.00%
Zn-65	7.74E-05	0.31%	2.64E-09	0.02%
Sr-85	NA	0.00%	1.29E-24	0.00%
Sr-90	4.32E-06	0.02%	NA	0.00%
Y-88	NA	0.00%	2.24E-17	0.00%
Zr-95	6.11E-04	2.45%	NA	0.00%
Nb-95	6.06E-04	2.43%	NA	0.00%
Tc-99	3.52E-05	0.14%	4.33E-08	0.25%
Cd-109	NA	0.00%	1.83E-08	0.11%
Ag-110m	4.47E-05	0.18%	NA	0.00%
Sn-113	4.40E-05	0.18%	7.76E-17	0.00%
Sb-125	2.03E-04	0.81%	NA	0.00%
Cs-134	NA	0.00%	3.53E-08	0.20%
Cs-137	4.05E-05	0.16%	8.18E-06	47.22%
Ba-133	NA	0.00%	7.67E-06	44.24%
Ce-139	NA	0.00%	1.58E-15	0.00%
Ce-141	NA	0.00%	3.16E-19	0.00%
Ce-144	2.53E-05	0.10%	NA	0.00%
Eu-155	NA	0.00%	5.97E-07	3.45%
Hg-203	NA	0.00%	1.07E-30	0.00%
Th-230	NA	0.00%	4.78E-08	0.28%
Pu-238	3.16E-07	0.00%	NA	0.00%
Pu-241	1.17E-05	0.05%	NA	0.00%
Am-241	2.68E-07	0.00%	3.69E-07	2.13%
Cm-242	1.54E-07	0.00%	NA	0.00%
Cm-243	4.74E-07	0.00%	NA	0.00%
Cm-244	4.39E-07	0.00%	NA	0.00%

BRAIDWOOD NUCLEAR POWER STATION  
RADIOACTIVE EFFLUENT RELEASE REPORT FOR 2021  
UNIT 1, UNIT 2 and ISFSI (Docket Numbers 50-456, 50-457 and 72-73)

3. Solid Waste Disposition

Number of Shipments	Mode of Transportation	Destination
1	Hittman Transportation	Energy Solutions - Memphis 1790 Dock St.
5	Hittman Transportation	Energy Solutions Services - Gallaher Rd 628 Gallaher Rd.
7	Hittman Transportation	Energy Solutions-Bear Creek Facility 1560 Bear Creek Road
4	Hittman Transportation	EnergySolutions LLC. Clive Disposal Site – Containerized Waste Facility
1	Hittman Transportation	Waste Control Specialists LLC Compact Waste Disposal Facility
1	Interstate Ventures	Energy Solutions Services - Gallaher Rd 628 Gallaher Rd.
1	Interstate Ventures	Energy Solutions-Bear Creek Facility 1560 Bear Creek Road
1	Landstar Inway	Energy Solutions Services - Gallaher Rd 628 Gallaher Rd.
1	Landstar Inway	Energy Solutions-Bear Creek Facility 1560 Bear Creek Road

B. Irradiated Fuel Shipments

None

C. Irradiated Fuel Shipments (disposition)

No irradiated fuel shipments were dispositioned at Braidwood during January through December 2021.

D. Changes to the Process Control Program (PCP)

There were no Process Control Changes in 2021.

BRAIDWOOD NUCLEAR POWER STATION  
RADIOACTIVE EFFLUENT RELEASE REPORT FOR 2021  
UNIT 1, UNIT 2 and ISFSI (Docket Numbers 50-456, 50-457 and 72-73)

**APPENDIX C: WIND DIRECTION AND STABILITY CLASSES**

BRAIDWOOD NUCLEAR POWER STATION  
 RADIOACTIVE EFFLUENT RELEASE REPORT FOR 2021  
 UNIT 1, UNIT 2 and ISFSI (Docket Numbers 50-456, 50-457 and 72-73)

WIND STABILITY CLASSES

**Table C-4**

**Atmospheric Stability Classes**

<u>Description</u>	<u>Pasquill Stability Class</u>	<u><math>\sigma_\theta</math>(degrees)</u>	<u>Temperature Change with Height(°C/100 m)</u>
Extremely Unstable	A	>22.5	< -1.9
Moderately Unstable	B	17.5 to 22.5	-1.9 to -1.7
Slightly Unstable	C	12.5 to 17.5	-1.7 to -1.5
Neutral	D	7.5 to 12.5	-1.5 to -0.5
Slightly Stable	E	3.8 to 7.5	-0.5 to 1.5
Moderately Stable	F	2.1 to 3.8	1.5 to 4.0
Extremely Stable	G	0 to 2.1	>4.0

$\sigma_\theta$  is the standard deviation of horizontal wind direction fluctuation over a period of 15 minutes to 1 hour.

From Regulatory Guide 1.21, Table 4B.

Atmospheric Stability Classes, Table C-4 from Braidwood ODCM.

BRAIDWOOD NUCLEAR POWER STATION  
RADIOACTIVE EFFLUENT RELEASE REPORT FOR 2021  
UNIT 1, UNIT 2 and ISFSI (Docket Numbers 50-456, 50-457 and 72-73)

Period of Record: January - March 2021  
Stability Class - Extremely Unstable - 199Ft-30Ft Delta-T (F)  
Winds Measured at 34 Feet

Wind Direction	Wind Speed (in mph)						Total
	1-3	4-7	8-12	13-18	19-24	> 24	
N	0	0	0	0	0	0	0
NNE	0	0	0	0	0	0	0
NE	0	0	1	0	0	0	1
ENE	0	2	2	0	0	0	4
E	0	1	0	0	0	0	1
ESE	0	0	0	0	0	0	0
SE	0	0	1	0	0	0	1
SSE	0	1	2	0	0	0	3
S	0	0	6	9	0	0	15
SSW	0	0	0	5	0	0	5
SW	0	0	0	1	0	0	1
WSW	0	0	0	2	0	0	2
W	0	0	0	0	0	0	0
WNW	0	0	6	9	0	0	15
NW	0	2	9	4	0	0	15
NNW	0	3	9	0	0	0	12
Variable	0	0	0	0	0	0	0
Total	0	9	36	30	0	0	75

Hours of calm in this stability class: 0  
Hours of missing wind measurements in this stability class: 0  
Hours of missing stability measurements in all stability classes: 3

BRAIDWOOD NUCLEAR POWER STATION  
RADIOACTIVE EFFLUENT RELEASE REPORT FOR 2021  
UNIT 1, UNIT 2 and ISFSI (Docket Numbers 50-456, 50-457 and 72-73)

Braidwood Generating Station

Period of Record: January - March 2021  
Stability Class - Moderately Unstable - 199Ft-30Ft Delta-T (F)  
Winds Measured at 34 Feet

Wind Direction	Wind Speed (in mph)						Total
	1-3	4-7	8-12	13-18	19-24	> 24	
N	0	0	0	0	0	0	0
NNE	0	0	0	0	0	0	0
NE	0	1	5	0	0	0	6
ENE	0	1	1	0	0	0	2
E	0	0	0	0	0	0	0
ESE	0	0	0	0	0	0	0
SE	0	0	2	1	0	0	3
SSE	0	2	4	0	0	0	6
S	0	1	5	3	0	1	10
SSW	0	0	2	4	0	1	7
SW	0	0	0	1	2	0	3
WSW	0	0	0	2	0	0	2
W	0	2	1	2	0	0	5
WNW	0	6	2	2	0	0	10
NW	0	10	6	0	0	0	16
NNW	0	8	9	0	0	0	17
Variable	0	0	0	0	0	0	0
Total	0	31	37	15	2	2	87

Hours of calm in this stability class: 0  
Hours of missing wind measurements in this stability class: 0  
Hours of missing stability measurements in all stability classes: 3



BRAIDWOOD NUCLEAR POWER STATION  
RADIOACTIVE EFFLUENT RELEASE REPORT FOR 2021  
UNIT 1, UNIT 2 and ISFSI (Docket Numbers 50-456, 50-457 and 72-73)

Braidwood Generating Station

Period of Record: January - March 2021  
Stability Class - Slightly Unstable - 199Ft-30Ft Delta-T (F)  
Winds Measured at 34 Feet

Wind Direction	Wind Speed (in mph)						Total
	1-3	4-7	8-12	13-18	19-24	> 24	
N	0	2	3	0	0	0	5
NNE	0	2	0	0	0	0	2
NE	1	1	4	1	0	0	7
ENE	1	3	2	1	0	0	7
E	2	0	0	0	0	0	2
ESE	0	1	0	0	0	0	1
SE	0	1	6	0	0	0	7
SSE	0	7	2	0	0	0	9
S	0	0	1	2	2	0	5
SSW	0	0	1	1	1	0	3
SW	0	2	3	0	1	0	6
WSW	1	1	2	2	0	0	6
W	1	7	4	3	0	0	15
WNW	2	6	4	1	0	0	13
NW	2	3	1	0	0	0	6
NNW	0	4	16	0	0	0	20
Variable	0	0	0	0	0	0	0
Total	10	40	49	11	4	0	114

Hours of calm in this stability class: 0  
Hours of missing wind measurements in this stability class: 0  
Hours of missing stability measurements in all stability classes: 3

**BRAIDWOOD NUCLEAR POWER STATION  
RADIOACTIVE EFFLUENT RELEASE REPORT FOR 2021  
UNIT 1, UNIT 2 and ISFSI (Docket Numbers 50-456, 50-457 and 72-73)**

Braidwood Generating Station

Period of Record: January - March 2021  
Stability Class - Neutral - 199Ft-30Ft Delta-T (F)  
Winds Measured at 34 Feet

Wind Direction	Wind Speed (in mph)						Total
	1-3	4-7	8-12	13-18	19-24	> 24	
N	7	40	23	1	0	0	71
NNE	13	23	18	7	0	0	61
NE	15	31	32	14	9	0	101
ENE	13	23	23	5	0	0	64
E	11	14	10	6	0	0	41
ESE	1	18	19	2	0	0	40
SE	1	19	33	15	0	0	68
SSE	6	12	22	7	0	0	47
S	6	5	17	25	5	2	60
SSW	1	4	11	17	6	3	42
SW	8	7	34	21	1	0	71
WSW	6	18	35	9	0	0	68
W	7	45	42	20	13	0	127
WNW	12	55	39	23	1	0	130
NW	10	35	9	0	0	0	54
NNW	17	63	69	0	0	0	149
Variable	0	0	0	0	0	0	0
Total	134	412	436	172	35	5	1194

Hours of calm in this stability class: 0  
Hours of missing wind measurements in this stability class: 24  
Hours of missing stability measurements in all stability classes: 3

BRAIDWOOD NUCLEAR POWER STATION  
RADIOACTIVE EFFLUENT RELEASE REPORT FOR 2021  
UNIT 1, UNIT 2 and ISFSI (Docket Numbers 50-456, 50-457 and 72-73)

Braidwood Generating Station

Period of Record: January - March 2021  
Stability Class - Slightly Stable - 199Ft-30Ft Delta-T (F)  
Winds Measured at 34 Feet

Wind Direction	Wind Speed (in mph)						Total
	1-3	4-7	8-12	13-18	19-24	> 24	
N	8	4	1	0	0	0	13
NNE	5	7	3	0	0	0	15
NE	2	4	1	0	0	0	7
ENE	10	4	0	0	0	0	14
E	15	4	0	0	0	0	19
ESE	12	41	1	0	0	0	54
SE	5	29	6	1	0	0	41
SSE	3	14	11	2	0	0	30
S	1	8	28	9	1	0	47
SSW	1	4	10	10	1	0	26
SW	1	7	23	6	0	0	37
WSW	3	13	11	0	0	0	27
W	8	20	11	4	1	0	44
WNW	12	26	14	1	0	0	53
NW	15	17	0	0	0	0	32
NNW	6	11	3	0	0	0	20
Variable	0	0	0	0	0	0	0
Total	107	213	123	33	3	0	479

Hours of calm in this stability class: 0  
Hours of missing wind measurements in this stability class: 15  
Hours of missing stability measurements in all stability classes: 3

BRAIDWOOD NUCLEAR POWER STATION  
RADIOACTIVE EFFLUENT RELEASE REPORT FOR 2021  
UNIT 1, UNIT 2 and ISFSI (Docket Numbers 50-456, 50-457 and 72-73)

Braidwood Generating Station

Period of Record: January - March 2021  
Stability Class - Moderately Stable - 199Ft-30Ft Delta-T (F)  
Winds Measured at 34 Feet

Wind Direction	Wind Speed (in mph)						Total
	1-3	4-7	8-12	13-18	19-24	> 24	
N	1	1	0	0	0	0	2
NNE	8	2	0	0	0	0	10
NE	3	0	0	0	0	0	3
ENE	5	0	0	0	0	0	5
E	12	2	0	0	0	0	14
ESE	4	7	0	0	0	0	11
SE	1	3	0	0	0	0	4
SSE	1	2	0	0	0	0	3
S	0	2	0	0	0	0	2
SSW	2	4	5	0	0	0	11
SW	3	2	3	0	0	0	8
WSW	3	3	1	0	0	0	7
W	4	14	0	0	0	0	18
WNW	14	5	0	0	0	0	19
NW	11	1	0	0	0	0	12
NNW	1	1	0	0	0	0	2
Variable	0	0	0	0	0	0	0
Total	73	49	9	0	0	0	131

Hours of calm in this stability class: 2  
Hours of missing wind measurements in this stability class: 7  
Hours of missing stability measurements in all stability classes: 3

BRAIDWOOD NUCLEAR POWER STATION  
RADIOACTIVE EFFLUENT RELEASE REPORT FOR 2021  
UNIT 1, UNIT 2 and ISFSI (Docket Numbers 50-456, 50-457 and 72-73)

Braidwood Generating Station

Period of Record: January - March 2021  
Stability Class - Extremely Stable - 199Ft-30Ft Delta-T (F)  
Winds Measured at 34 Feet

Wind Direction	Wind Speed (in mph)						Total
	1-3	4-7	8-12	13-18	19-24	> 24	
N	2	0	0	0	0	0	2
NNE	2	0	0	0	0	0	2
NE	0	0	0	0	0	0	0
ENE	2	0	0	0	0	0	2
E	1	0	0	0	0	0	1
ESE	0	1	0	0	0	0	1
SE	0	0	0	0	0	0	0
SSE	0	0	0	0	0	0	0
S	0	0	0	0	0	0	0
SSW	0	0	0	0	0	0	0
SW	0	0	0	0	0	0	0
WSW	2	0	0	0	0	0	2
W	6	1	0	0	0	0	7
WNW	5	2	0	0	0	0	7
NW	1	0	0	0	0	0	1
NNW	3	0	0	0	0	0	3
Variable	0	0	0	0	0	0	0
Total	24	4	0	0	0	0	28

Hours of calm in this stability class: 1  
Hours of missing wind measurements in this stability class: 0  
Hours of missing stability measurements in all stability classes: 3

BRAIDWOOD NUCLEAR POWER STATION  
RADIOACTIVE EFFLUENT RELEASE REPORT FOR 2021  
UNIT 1, UNIT 2 and ISFSI (Docket Numbers 50-456, 50-457 and 72-73)

Braidwood Generating Station

Period of Record: January - March 2021  
Stability Class - Extremely Unstable - 199Ft-30Ft Delta-T (F)  
Winds Measured at 203 Feet

Wind Direction	Wind Speed (in mph)						Total
	1-3	4-7	8-12	13-18	19-24	> 24	
N	0	0	0	0	0	0	0
NNE	0	0	0	0	0	0	0
NE	0	0	1	0	0	0	1
ENE	0	0	3	1	0	0	4
E	0	1	0	0	0	0	1
ESE	0	0	0	0	0	0	0
SE	0	0	1	0	0	0	1
SSE	1	0	2	0	0	0	3
S	0	0	0	9	6	0	15
SSW	0	0	0	2	4	0	6
SW	0	0	0	0	0	0	0
WSW	0	0	0	0	2	0	2
W	0	0	0	0	0	0	0
WNW	0	0	0	7	7	0	14
NW	0	1	3	7	0	4	15
NNW	0	0	9	4	0	0	13
Variable	0	0	0	0	0	0	0
Total	1	2	19	30	19	4	75

Hours of calm in this stability class: 0  
Hours of missing wind measurements in this stability class: 0  
Hours of missing stability measurements in all stability classes: 3

BRAIDWOOD NUCLEAR POWER STATION  
RADIOACTIVE EFFLUENT RELEASE REPORT FOR 2021  
UNIT 1, UNIT 2 and ISFSI (Docket Numbers 50-456, 50-457 and 72-73)

Braidwood Generating Station

Period of Record: January - March 2021  
Stability Class - Moderately Unstable - 199Ft-30Ft Delta-T (F)  
Winds Measured at 203 Feet

Wind Direction	Wind Speed (in mph)						Total
	1-3	4-7	8-12	13-18	19-24	> 24	
N	0	0	0	0	0	0	0
NNE	0	0	0	0	0	0	0
NE	0	0	5	1	0	0	6
ENE	0	1	0	1	0	0	2
E	0	0	0	0	0	0	0
ESE	0	0	0	0	0	0	0
SE	0	0	1	1	1	0	3
SSE	1	1	4	1	0	0	7
S	0	0	4	2	3	0	9
SSW	0	0	0	5	0	2	7
SW	0	0	0	0	1	2	3
WSW	0	0	0	0	2	0	2
W	0	0	2	1	1	0	4
WNW	0	1	5	1	2	0	9
NW	0	3	9	6	0	0	18
NNW	0	2	10	5	0	0	17
Variable	0	0	0	0	0	0	0
Total	1	8	40	24	10	4	87

Hours of calm in this stability class: 0  
Hours of missing wind measurements in this stability class: 0  
Hours of missing stability measurements in all stability classes: 3

**BRAIDWOOD NUCLEAR POWER STATION  
RADIOACTIVE EFFLUENT RELEASE REPORT FOR 2021  
UNIT 1, UNIT 2 and ISFSI (Docket Numbers 50-456, 50-457 and 72-73)**

Braidwood Generating Station

Period of Record: January - March 2021  
Stability Class - Slightly Unstable - 199Ft-30Ft Delta-T (F)  
Winds Measured at 203 Feet

Wind Direction	Wind Speed (in mph)						Total
	1-3	4-7	8-12	13-18	19-24	> 24	
N	0	2	3	1	0	0	6
NNE	0	0	1	0	0	0	1
NE	0	2	3	1	1	0	7
ENE	0	2	1	1	1	0	5
E	0	3	0	1	0	0	4
ESE	1	0	0	0	0	0	1
SE	0	1	2	4	0	0	7
SSE	0	3	5	2	0	0	10
S	0	0	0	2	1	2	5
SSW	0	1	1	1	1	1	5
SW	0	0	1	1	0	1	3
WSW	1	1	2	0	3	0	7
W	1	1	4	0	2	0	8
WNW	0	4	8	2	0	0	14
NW	1	4	3	1	1	0	10
NNW	0	1	7	13	0	0	21
Variable	0	0	0	0	0	0	0
Total	4	25	41	30	10	4	114

Hours of calm in this stability class: 0  
Hours of missing wind measurements in this stability class: 0  
Hours of missing stability measurements in all stability classes: 3



BRAIDWOOD NUCLEAR POWER STATION  
RADIOACTIVE EFFLUENT RELEASE REPORT FOR 2021  
UNIT 1, UNIT 2 and ISFSI (Docket Numbers 50-456, 50-457 and 72-73)

Braidwood Generating Station

Period of Record: January - March 2021  
Stability Class - Neutral - 199Ft-30Ft Delta-T (F)  
Winds Measured at 203 Feet

Wind Direction	Wind Speed (in mph)						Total
	1-3	4-7	8-12	13-18	19-24	> 24	
N	5	19	36	23	1	0	84
NNE	6	15	29	5	5	4	64
NE	8	15	29	24	12	17	105
ENE	12	17	11	15	3	0	58
E	5	12	17	3	4	6	47
ESE	1	2	11	14	8	1	37
SE	1	2	17	20	19	3	62
SSE	6	4	13	21	8	0	52
S	5	2	12	14	20	12	65
SSW	3	2	1	17	18	18	59
SW	8	3	11	28	6	2	58
WSW	5	5	31	19	7	0	67
W	5	5	52	21	19	14	116
WNW	13	5	48	31	21	4	122
NW	9	9	27	12	9	2	68
NNW	15	10	65	55	0	0	145
Variable	0	0	0	0	0	0	0
Total	107	127	410	322	160	83	1209

Hours of calm in this stability class: 0  
Hours of missing wind measurements in this stability class: 9  
Hours of missing stability measurements in all stability classes: 3

BRAIDWOOD NUCLEAR POWER STATION  
RADIOACTIVE EFFLUENT RELEASE REPORT FOR 2021  
UNIT 1, UNIT 2 and ISFSI (Docket Numbers 50-456, 50-457 and 72-73)

Braidwood Generating Station

Period of Record: January - March 2021  
Stability Class - Slightly Stable - 199Ft-30Ft Delta-T (F)  
Winds Measured at 203 Feet

Wind Direction	Wind Speed (in mph)						Total
	1-3	4-7	8-12	13-18	19-24	> 24	
N	2	7	7	3	0	0	19
NNE	0	3	7	3	0	0	13
NE	0	1	12	3	0	0	16
ENE	1	9	4	0	0	0	14
E	0	7	12	0	0	0	19
ESE	6	3	6	20	0	0	35
SE	2	3	21	21	2	0	49
SSE	1	0	11	15	5	0	32
S	1	1	11	20	14	2	49
SSW	1	0	4	16	18	2	41
SW	1	1	7	9	11	0	29
WSW	1	8	9	14	0	0	32
W	0	0	9	12	6	1	28
WNW	1	2	14	24	3	0	44
NW	0	3	18	14	0	0	35
NNW	0	6	20	8	0	0	34
Variable	0	0	0	0	0	0	0
Total	17	54	172	182	59	5	489

Hours of calm in this stability class: 0  
Hours of missing wind measurements in this stability class: 5  
Hours of missing stability measurements in all stability classes: 3

BRAIDWOOD NUCLEAR POWER STATION  
RADIOACTIVE EFFLUENT RELEASE REPORT FOR 2021  
UNIT 1, UNIT 2 and ISFSI (Docket Numbers 50-456, 50-457 and 72-73)

Braidwood Generating Station

Period of Record: January - March 2021  
Stability Class - Moderately Stable - 199Ft-30Ft Delta-T (F)  
Winds Measured at 203 Feet

Wind Direction	Wind Speed (in mph)						Total
	1-3	4-7	8-12	13-18	19-24	> 24	
N	0	1	1	0	0	0	2
NNE	0	1	4	0	0	0	5
NE	1	3	7	0	0	0	11
ENE	2	4	1	0	0	0	7
E	0	2	5	1	0	0	8
ESE	0	1	4	2	0	0	7
SE	0	3	4	4	0	0	11
SSE	0	2	3	1	0	0	6
S	1	1	2	0	0	0	4
SSW	0	1	5	0	0	0	6
SW	0	2	5	3	4	0	14
WSW	0	1	0	0	1	0	2
W	0	0	2	5	0	0	7
WNW	0	2	13	2	0	0	17
NW	1	1	11	2	0	0	15
NNW	3	3	8	4	0	0	18
Variable	0	0	0	0	0	0	0
Total	8	28	75	24	5	0	140

Hours of calm in this stability class: 0  
Hours of missing wind measurements in this stability class: 0  
Hours of missing stability measurements in all stability classes: 3

BRAIDWOOD NUCLEAR POWER STATION  
RADIOACTIVE EFFLUENT RELEASE REPORT FOR 2021  
UNIT 1, UNIT 2 and ISFSI (Docket Numbers 50-456, 50-457 and 72-73)

Braidwood Generating Station

Period of Record: January - March 2021  
Stability Class - Extremely Stable - 199Ft-30Ft Delta-T (F)  
Winds Measured at 203 Feet

Wind Direction	Wind Speed (in mph)						Total
	1-3	4-7	8-12	13-18	19-24	> 24	
N	0	0	1	0	0	0	1
NNE	0	0	0	0	0	0	0
NE	0	0	2	0	0	0	2
ENE	0	0	0	0	0	0	0
E	0	0	0	0	0	0	0
ESE	0	1	0	1	0	0	2
SE	0	0	0	1	0	0	1
SSE	0	0	0	0	0	0	0
S	2	0	0	0	0	0	2
SSW	1	1	0	0	0	0	2
SW	2	1	1	0	0	0	4
WSW	0	0	1	0	0	0	1
W	0	0	2	0	0	0	2
WNW	0	0	2	2	0	0	4
NW	0	2	2	0	0	0	4
NNW	0	0	2	2	0	0	4
Variable	0	0	0	0	0	0	0
Total	5	5	13	6	0	0	29

Hours of calm in this stability class: 0  
Hours of missing wind measurements in this stability class: 0  
Hours of missing stability measurements in all stability classes: 3

**BRAIDWOOD NUCLEAR POWER STATION  
RADIOACTIVE EFFLUENT RELEASE REPORT FOR 2021  
UNIT 1, UNIT 2 and ISFSI (Docket Numbers 50-456, 50-457 and 72-73)**

Braidwood Generating Station

Period of Record: April - June 2021  
Stability Class - Extremely Unstable - 199Ft-30Ft Delta-T (F)  
Winds Measured at 34 Feet

Wind Direction	Wind Speed (in mph)						Total
	1-3	4-7	8-12	13-18	19-24	> 24	
N	0	2	20	1	0	0	23
NNE	0	5	2	1	0	0	8
NE	0	4	8	0	0	0	12
ENE	0	2	3	0	0	0	5
E	0	2	1	0	0	0	3
ESE	0	0	0	0	0	0	0
SE	0	0	0	0	0	0	0
SSE	0	0	1	0	1	0	2
S	0	0	10	2	1	0	13
SSW	0	1	5	5	3	0	14
SW	0	1	4	7	1	0	13
WSW	0	2	7	9	0	0	18
W	0	1	11	7	0	0	19
WNW	0	3	19	6	0	0	28
NW	0	2	6	0	0	0	8
NNW	0	2	11	0	0	0	13
Variable	0	0	0	0	0	0	0
Total	0	27	108	38	6	0	179

Hours of calm in this stability class: 0  
Hours of missing wind measurements in this stability class: 0  
Hours of missing stability measurements in all stability classes: 0

BRAIDWOOD NUCLEAR POWER STATION  
RADIOACTIVE EFFLUENT RELEASE REPORT FOR 2021  
UNIT 1, UNIT 2 and ISFSI (Docket Numbers 50-456, 50-457 and 72-73)

Braidwood Generating Station

Period of Record: April - June 2021  
Stability Class - Moderately Unstable - 199Ft-30Ft Delta-T (F)  
Winds Measured at 34 Feet

Wind Direction	Wind Speed (in mph)						Total
	1-3	4-7	8-12	13-18	19-24	> 24	
N	0	4	5	1	0	0	10
NNE	0	4	2	0	0	0	6
NE	0	6	2	1	0	0	9
ENE	0	4	1	0	0	0	5
E	0	2	0	0	0	0	2
ESE	0	2	0	0	0	0	2
SE	0	1	1	0	0	0	2
SSE	0	4	0	1	0	0	5
S	1	5	1	4	0	0	11
SSW	0	1	5	3	2	0	11
SW	0	4	7	8	1	0	20
WSW	0	4	2	2	0	0	8
W	0	1	4	1	0	0	6
WNW	0	1	5	1	0	0	7
NW	0	10	4	0	0	0	14
NNW	0	6	3	0	0	0	9
Variable	0	0	0	0	0	0	0
Total	1	59	42	22	3	0	127

Hours of calm in this stability class: 0  
Hours of missing wind measurements in this stability class: 0  
Hours of missing stability measurements in all stability classes: 0

BRAIDWOOD NUCLEAR POWER STATION  
RADIOACTIVE EFFLUENT RELEASE REPORT FOR 2021  
UNIT 1, UNIT 2 and ISFSI (Docket Numbers 50-456, 50-457 and 72-73)

Braidwood Generating Station

Period of Record: April - June 2021  
Stability Class - Slightly Unstable - 199Ft-30Ft Delta-T (F)  
Winds Measured at 34 Feet

Wind Direction	Wind Speed (in mph)						Total
	1-3	4-7	8-12	13-18	19-24	> 24	
N	0	9	4	2	0	0	15
NNE	0	6	1	0	0	0	7
NE	0	8	3	1	0	0	12
ENE	0	6	6	0	0	0	12
E	2	2	1	0	0	0	5
ESE	0	1	0	0	0	0	1
SE	2	4	0	0	0	0	6
SSE	1	4	2	1	0	0	8
S	0	4	4	5	1	0	14
SSW	0	10	4	8	2	0	24
SW	0	4	13	6	1	0	24
WSW	0	2	7	1	0	0	10
W	0	7	5	0	0	0	12
WNW	0	8	8	1	0	0	17
NW	0	7	3	0	0	0	10
NNW	0	4	4	0	0	0	8
Variable	0	0	0	0	0	0	0
Total	5	86	65	25	4	0	185

Hours of calm in this stability class: 0  
Hours of missing wind measurements in this stability class: 0  
Hours of missing stability measurements in all stability classes: 0

BRAIDWOOD NUCLEAR POWER STATION  
RADIOACTIVE EFFLUENT RELEASE REPORT FOR 2021  
UNIT 1, UNIT 2 and ISFSI (Docket Numbers 50-456, 50-457 and 72-73)

Braidwood Generating Station

Period of Record: April - June 2021  
Stability Class - Neutral - 199Ft-30Ft Delta-T (F)  
Winds Measured at 34 Feet

Wind Direction	Wind Speed (in mph)						Total
	1-3	4-7	8-12	13-18	19-24	> 24	
N	5	15	5	0	0	0	25
NNE	5	12	18	1	0	0	36
NE	6	32	21	6	0	0	65
ENE	8	39	25	1	0	0	73
E	13	22	2	0	0	0	37
ESE	10	20	0	0	0	0	30
SE	9	21	8	0	0	0	38
SSE	3	28	26	0	0	0	57
S	1	26	60	18	2	0	107
SSW	4	14	31	25	7	0	81
SW	2	13	56	20	1	0	92
WSW	4	13	13	3	2	0	35
W	4	17	13	3	0	0	37
WNW	5	21	23	2	0	0	51
NW	6	12	9	0	0	0	27
NNW	3	12	23	0	0	0	38
Variable	0	0	0	0	0	0	0
Total	88	317	333	79	12	0	829

Hours of calm in this stability class: 5  
Hours of missing wind measurements in this stability class: 0  
Hours of missing stability measurements in all stability classes: 0



BRAIDWOOD NUCLEAR POWER STATION  
RADIOACTIVE EFFLUENT RELEASE REPORT FOR 2021  
UNIT 1, UNIT 2 and ISFSI (Docket Numbers 50-456, 50-457 and 72-73)

Braidwood Generating Station

Period of Record: April - June 2021  
Stability Class - Slightly Stable - 199Ft-30Ft Delta-T (F)  
Winds Measured at 34 Feet

Wind Direction	Wind Speed (in mph)						Total
	1-3	4-7	8-12	13-18	19-24	> 24	
N	6	7	0	0	0	0	13
NNE	9	10	0	0	0	0	19
NE	5	11	1	0	0	0	17
ENE	19	5	0	0	0	0	24
E	31	11	0	0	0	0	42
ESE	15	19	2	0	0	0	36
SE	8	28	5	0	0	0	41
SSE	10	31	12	0	0	0	53
S	6	25	49	5	0	0	85
SSW	1	18	26	15	0	0	60
SW	4	18	38	0	0	0	60
WSW	4	22	4	0	0	0	30
W	4	28	6	0	0	0	38
WNW	12	10	0	1	0	0	23
NW	3	8	1	0	0	0	12
NNW	7	12	3	0	0	0	22
Variable	0	0	0	0	0	0	0
Total	144	263	147	21	0	0	575

Hours of calm in this stability class: 2  
Hours of missing wind measurements in this stability class: 0  
Hours of missing stability measurements in all stability classes: 0

BRAIDWOOD NUCLEAR POWER STATION  
RADIOACTIVE EFFLUENT RELEASE REPORT FOR 2021  
UNIT 1, UNIT 2 and ISFSI (Docket Numbers 50-456, 50-457 and 72-73)

Braidwood Generating Station

Period of Record: April - June 2021

Stability Class - Moderately Stable - 199Ft-30Ft Delta-T (F)  
Winds Measured at 34 Feet

Wind Direction	Wind Speed (in mph)						Total
	1-3	4-7	8-12	13-18	19-24	> 24	
N	7	1	0	0	0	0	8
NNE	4	2	0	0	0	0	6
NE	6	0	0	0	0	0	6
ENE	19	1	0	0	0	0	20
E	25	2	0	0	0	0	27
ESE	13	3	0	0	0	0	16
SE	3	1	0	0	0	0	4
SSE	0	1	0	0	0	0	1
S	5	1	0	0	0	0	6
SSW	0	4	4	0	0	0	8
SW	1	5	1	0	0	0	7
WSW	10	10	0	0	0	0	20
W	10	7	0	0	0	0	17
WNW	14	2	0	0	0	0	16
NW	5	1	0	0	0	0	6
NNW	5	0	0	0	0	0	5
Variable	0	0	0	0	0	0	0
Total	127	41	5	0	0	0	173

Hours of calm in this stability class: 3  
Hours of missing wind measurements in this stability class: 0  
Hours of missing stability measurements in all stability classes: 0

BRAIDWOOD NUCLEAR POWER STATION  
RADIOACTIVE EFFLUENT RELEASE REPORT FOR 2021  
UNIT 1, UNIT 2 and ISFSI (Docket Numbers 50-456, 50-457 and 72-73)

Braidwood Generating Station

Period of Record: April - June 2021  
Stability Class - Extremely Stable - 199Ft-30Ft Delta-T (F)  
Winds Measured at 34 Feet

Wind Direction	Wind Speed (in mph)						Total
	1-3	4-7	8-12	13-18	19-24	> 24	
N	3	0	0	0	0	0	3
NNE	4	0	0	0	0	0	4
NE	7	0	0	0	0	0	7
ENE	14	0	0	0	0	0	14
E	15	0	0	0	0	0	15
ESE	5	0	0	0	0	0	5
SE	3	0	0	0	0	0	3
SSE	1	0	0	0	0	0	1
S	1	0	0	0	0	0	1
SSW	1	1	0	0	0	0	2
SW	3	0	0	0	0	0	3
WSW	2	2	0	0	0	0	4
W	5	1	0	0	0	0	6
WNW	12	1	0	0	0	0	13
NW	8	0	0	0	0	0	8
NNW	8	0	0	0	0	0	8
Variable	0	0	0	0	0	0	0
Total	92	5	0	0	0	0	97

Hours of calm in this stability class: 9  
Hours of missing wind measurements in this stability class: 0  
Hours of missing stability measurements in all stability classes: 0

**BRAIDWOOD NUCLEAR POWER STATION  
RADIOACTIVE EFFLUENT RELEASE REPORT FOR 2021  
UNIT 1, UNIT 2 and ISFSI (Docket Numbers 50-456, 50-457 and 72-73)**

Braidwood Generating Station

Period of Record: April - June 2021

Stability Class - Extremely Unstable - 199Ft-30Ft Delta-T (F)

Winds Measured at 203 Feet

Wind Direction	Wind Speed (in mph)						Total
	1-3	4-7	8-12	13-18	19-24	> 24	
N	0	0	6	17	1	0	24
NNE	0	2	8	0	1	0	11
NE	0	0	6	4	0	0	10
ENE	0	0	3	0	0	0	3
E	0	1	2	1	0	0	4
ESE	0	0	0	0	0	0	0
SE	0	0	0	0	0	0	0
SSE	0	0	1	0	0	1	2
S	0	0	5	6	2	1	14
SSW	0	1	2	3	4	3	13
SW	0	0	1	7	4	1	13
WSW	0	0	2	9	5	0	16
W	0	0	5	8	5	0	18
WNW	0	1	6	16	7	0	30
NW	0	0	3	5	1	0	9
NNW	0	1	3	8	0	0	12
Variable	0	0	0	0	0	0	0
Total	0	6	53	84	30	6	179

Hours of calm in this stability class: 0

Hours of missing wind measurements in this stability class: 0

Hours of missing stability measurements in all stability classes: 0

BRAIDWOOD NUCLEAR POWER STATION  
RADIOACTIVE EFFLUENT RELEASE REPORT FOR 2021  
UNIT 1, UNIT 2 and ISFSI (Docket Numbers 50-456, 50-457 and 72-73)

Braidwood Generating Station

Period of Record: April - June 2021

Stability Class - Moderately Unstable - 199Ft-30Ft Delta-T (F)  
Winds Measured at 203 Feet

Wind Direction	Wind Speed (in mph)						Total
	1-3	4-7	8-12	13-18	19-24	> 24	
N	0	2	4	3	1	0	10
NNE	0	1	6	0	0	0	7
NE	0	1	3	2	1	0	7
ENE	0	6	0	1	0	0	7
E	0	1	1	0	0	0	2
ESE	0	0	1	0	0	0	1
SE	0	0	1	0	0	0	1
SSE	1	5	1	1	0	0	8
S	0	1	4	0	3	1	9
SSW	0	1	1	3	3	2	10
SW	0	2	6	7	5	1	21
WSW	0	0	3	2	1	0	6
W	0	2	3	3	0	0	8
WNW	0	1	2	3	1	0	7
NW	0	6	3	5	0	0	14
NNW	0	4	3	2	0	0	9
Variable	0	0	0	0	0	0	0
Total	1	33	42	32	15	4	127

Hours of calm in this stability class: 0  
Hours of missing wind measurements in this stability class: 0  
Hours of missing stability measurements in all stability classes: 0

BRAIDWOOD NUCLEAR POWER STATION  
RADIOACTIVE EFFLUENT RELEASE REPORT FOR 2021  
UNIT 1, UNIT 2 and ISFSI (Docket Numbers 50-456, 50-457 and 72-73)

Braidwood Generating Station

Period of Record: April - June 2021  
Stability Class - Slightly Unstable - 199Ft-30Ft Delta-T (F)  
Winds Measured at 203 Feet

Wind Direction	Wind Speed (in mph)						Total
	1-3	4-7	8-12	13-18	19-24	> 24	
N	0	7	3	3	1	0	14
NNE	0	7	1	1	0	0	9
NE	0	3	3	2	1	0	9
ENE	0	4	2	6	0	0	12
E	0	4	1	1	0	0	6
ESE	1	1	0	0	0	0	2
SE	2	1	2	0	0	0	5
SSE	0	6	0	2	1	0	9
S	0	6	1	5	3	1	16
SSW	0	4	5	3	8	3	23
SW	0	2	6	9	5	1	23
WSW	0	0	2	6	1	0	9
W	0	5	3	2	0	0	10
WNW	0	4	7	7	1	0	19
NW	0	6	1	3	0	0	10
NNW	0	3	2	3	1	0	9
Variable	0	0	0	0	0	0	0
Total	3	63	39	53	22	5	185

Hours of calm in this stability class: 0  
Hours of missing wind measurements in this stability class: 0  
Hours of missing stability measurements in all stability classes: 0

BRAIDWOOD NUCLEAR POWER STATION  
RADIOACTIVE EFFLUENT RELEASE REPORT FOR 2021  
UNIT 1, UNIT 2 and ISFSI (Docket Numbers 50-456, 50-457 and 72-73)

Braidwood Generating Station

Period of Record: April - June 2021  
Stability Class - Neutral - 199Ft-30Ft Delta-T (F)  
Winds Measured at 203 Feet

Wind Direction	Wind Speed (in mph)						Total
	1-3	4-7	8-12	13-18	19-24	> 24	
N	1	10	5	6	0	0	22
NNE	0	12	9	12	3	0	36
NE	2	10	25	17	9	0	63
ENE	1	19	32	16	2	0	70
E	5	10	18	7	0	0	40
ESE	6	7	8	11	0	0	32
SE	4	9	11	12	0	0	36
SSE	1	9	15	26	0	0	51
S	1	13	21	54	17	3	109
SSW	2	10	14	44	27	9	106
SW	2	9	25	37	10	1	84
WSW	3	5	15	7	2	2	34
W	1	9	12	8	2	0	32
WNW	1	8	18	22	3	0	52
NW	2	4	8	12	2	0	28
NNW	1	7	13	16	2	0	39
Variable	0	0	0	0	0	0	0
Total	33	151	249	307	79	15	834

Hours of calm in this stability class: 0  
Hours of missing wind measurements in this stability class: 0  
Hours of missing stability measurements in all stability classes: 0

BRAIDWOOD NUCLEAR POWER STATION  
RADIOACTIVE EFFLUENT RELEASE REPORT FOR 2021  
UNIT 1, UNIT 2 and ISFSI (Docket Numbers 50-456, 50-457 and 72-73)

Braidwood Generating Station

Period of Record: April - June 2021  
Stability Class - Slightly Stable - 199Ft-30Ft Delta-T (F)  
Winds Measured at 203 Feet

Wind Direction	Wind Speed (in mph)						Total
	1-3	4-7	8-12	13-18	19-24	> 24	
N	0	3	10	0	0	0	13
NNE	0	2	11	0	0	0	13
NE	0	7	10	4	0	0	21
ENE	1	12	7	0	0	0	20
E	1	7	19	0	0	0	27
ESE	1	10	10	9	0	0	30
SE	0	11	23	12	0	0	46
SSE	0	8	12	21	1	0	42
S	2	11	33	43	10	0	99
SSW	1	5	17	55	18	2	98
SW	0	4	14	24	1	0	43
WSW	0	5	9	15	0	0	29
W	0	2	21	10	0	0	33
WNW	0	1	13	3	1	0	18
NW	1	5	12	3	0	0	21
NNW	0	5	14	5	0	0	24
Variable	0	0	0	0	0	0	0
Total	7	98	235	204	31	2	577

Hours of calm in this stability class: 0  
Hours of missing wind measurements in this stability class: 0  
Hours of missing stability measurements in all stability classes: 0



BRAIDWOOD NUCLEAR POWER STATION  
RADIOACTIVE EFFLUENT RELEASE REPORT FOR 2021  
UNIT 1, UNIT 2 and ISFSI (Docket Numbers 50-456, 50-457 and 72-73)

Braidwood Generating Station

Period of Record: April - June 2021  
Stability Class - Moderately Stable - 199Ft-30Ft Delta-T (F)  
Winds Measured at 203 Feet

Wind Direction	Wind Speed (in mph)						Total
	1-3	4-7	8-12	13-18	19-24	> 24	
N	0	1	3	0	0	0	4
NNE	1	5	3	3	0	0	12
NE	0	3	4	0	0	0	7
ENE	0	6	0	0	0	0	6
E	2	1	14	0	0	0	17
ESE	1	3	10	2	0	0	16
SE	1	9	1	1	0	0	12
SSE	4	5	3	0	0	0	12
S	2	2	4	0	0	0	8
SSW	0	5	3	2	0	0	10
SW	0	2	2	5	0	0	9
WSW	1	4	6	6	0	0	17
W	1	4	5	6	0	0	16
WNW	0	6	5	0	0	0	11
NW	0	2	5	2	0	0	9
NNW	2	3	5	0	0	0	10
Variable	0	0	0	0	0	0	0
Total	15	61	73	27	0	0	176

Hours of calm in this stability class: 0  
Hours of missing wind measurements in this stability class: 0  
Hours of missing stability measurements in all stability classes: 0

BRAIDWOOD NUCLEAR POWER STATION  
RADIOACTIVE EFFLUENT RELEASE REPORT FOR 2021  
UNIT 1, UNIT 2 and ISFSI (Docket Numbers 50-456, 50-457 and 72-73)

Braidwood Generating Station

Period of Record: April - June 2021  
Stability Class - Extremely Stable - 199Ft-30Ft Delta-T (F)  
Winds Measured at 203 Feet

Wind Direction	Wind Speed (in mph)						Total
	1-3	4-7	8-12	13-18	19-24	> 24	
N	0	3	3	0	0	0	6
NNE	0	4	8	0	0	0	12
NE	1	3	2	0	0	0	6
ENE	0	1	1	0	0	0	2
E	0	3	0	0	0	0	3
ESE	0	4	5	0	0	0	9
SE	0	1	5	0	0	0	6
SSE	0	4	3	0	0	0	7
S	0	4	0	0	0	0	4
SSW	1	6	1	0	0	0	8
SW	4	1	3	0	0	0	8
WSW	1	2	2	2	0	0	7
W	0	6	3	2	0	0	11
WNW	1	4	2	0	0	0	7
NW	0	5	3	0	0	0	8
NNW	0	1	1	0	0	0	2
Variable	0	0	0	0	0	0	0
Total	8	52	42	4	0	0	106

Hours of calm in this stability class: 0  
Hours of missing wind measurements in this stability class: 0  
Hours of missing stability measurements in all stability classes: 0

BRAIDWOOD NUCLEAR POWER STATION  
RADIOACTIVE EFFLUENT RELEASE REPORT FOR 2021  
UNIT 1, UNIT 2 and ISFSI (Docket Numbers 50-456, 50-457 and 72-73)

Braidwood Generating Station

Period of Record: July - September 2021

Stability Class - Extremely Unstable - 199Ft-30Ft Delta-T (F)  
Winds Measured at 34 Feet

Wind Direction	Wind Speed (in mph)						Total
	1-3	4-7	8-12	13-18	19-24	> 24	
N	0	1	2	0	0	0	3
NNE	0	2	2	0	0	0	4
NE	0	3	3	0	0	0	6
ENE	0	8	0	0	0	0	8
E	0	6	0	0	0	0	6
ESE	0	4	0	0	0	0	4
SE	0	3	0	0	0	0	3
SSE	0	3	1	0	0	0	4
S	0	0	10	1	0	0	11
SSW	0	2	16	3	0	0	21
SW	0	0	11	2	2	0	15
WSW	0	1	10	3	0	0	14
W	0	6	2	0	0	0	8
WNW	0	4	1	0	0	0	5
NW	0	1	5	0	0	0	6
NNW	0	0	1	0	0	0	1
Variable	0	0	0	0	0	0	0
Total	0	44	64	9	2	0	119

Hours of calm in this stability class: 0  
Hours of missing wind measurements in this stability class: 0  
Hours of missing stability measurements in all stability classes: 0

**BRAIDWOOD NUCLEAR POWER STATION**  
**RADIOACTIVE EFFLUENT RELEASE REPORT FOR 2021**  
**UNIT 1, UNIT 2 and ISFSI (Docket Numbers 50-456, 50-457 and 72-73)**

Braidwood Generating Station

Period of Record: July - September 2021

Stability Class - Moderately Unstable - 199Ft-30Ft Delta-T (F)

Winds Measured at 34 Feet

Wind Direction	Wind Speed (in mph)						Total
	1-3	4-7	8-12	13-18	19-24	> 24	
N	0	6	1	0	0	0	7
NNE	0	5	2	0	0	0	7
NE	2	7	5	0	0	0	14
ENE	0	4	0	0	0	0	4
E	0	14	0	0	0	0	14
ESE	0	7	0	0	0	0	7
SE	1	3	0	0	0	0	4
SSE	0	4	2	0	0	0	6
S	0	4	7	0	0	0	11
SSW	0	12	12	6	0	0	30
SW	0	3	13	7	0	0	23
WSW	0	9	9	3	0	0	21
W	0	11	6	3	0	0	20
WNW	0	7	8	0	0	0	15
NW	0	9	3	0	0	0	12
NNW	0	5	2	0	0	0	7
Variable	0	0	0	0	0	0	0
Total	3	110	70	19	0	0	202

Hours of calm in this stability class: 0

Hours of missing wind measurements in this stability class: 0

Hours of missing stability measurements in all stability classes: 0

**BRAIDWOOD NUCLEAR POWER STATION  
RADIOACTIVE EFFLUENT RELEASE REPORT FOR 2021  
UNIT 1, UNIT 2 and ISFSI (Docket Numbers 50-456, 50-457 and 72-73)**

Braidwood Generating Station

Period of Record: July - September 2021  
Stability Class - Slightly Unstable - 199Ft-30Ft Delta-T (F)  
Winds Measured at 34 Feet

Wind Direction	Wind Speed (in mph)						Total
	1-3	4-7	8-12	13-18	19-24	> 24	
N	1	5	1	0	0	0	7
NNE	0	8	0	0	0	0	8
NE	1	10	2	0	0	0	13
ENE	3	11	2	0	0	0	16
E	3	6	0	0	0	0	9
ESE	7	5	0	0	0	0	12
SE	0	5	1	0	0	0	6
SSE	0	4	1	0	0	0	5
S	2	6	1	1	0	0	10
SSW	0	6	5	2	0	0	13
SW	0	8	20	8	0	0	36
WSW	0	4	9	1	0	0	14
W	0	9	6	1	0	0	16
WNW	0	8	6	0	0	0	14
NW	2	6	0	0	0	0	8
NNW	2	7	0	0	0	0	9
Variable	0	0	0	0	0	0	0
Total	21	108	54	13	0	0	196

Hours of calm in this stability class: 0  
Hours of missing wind measurements in this stability class: 0  
Hours of missing stability measurements in all stability classes: 0

BRAIDWOOD NUCLEAR POWER STATION  
RADIOACTIVE EFFLUENT RELEASE REPORT FOR 2021  
UNIT 1, UNIT 2 and ISFSI (Docket Numbers 50-456, 50-457 and 72-73)

Braidwood Generating Station

Period of Record: July - September 2021  
Stability Class - Neutral - 199Ft-30Ft Delta-T (F)  
Winds Measured at 34 Feet

Wind Direction	Wind Speed (in mph)						Total
	1-3	4-7	8-12	13-18	19-24	> 24	
N	6	14	13	3	0	0	36
NNE	3	32	4	0	0	0	39
NE	11	59	21	0	0	0	91
ENE	15	61	2	0	0	0	78
E	14	9	0	0	0	0	23
ESE	3	8	0	0	0	0	11
SE	3	19	1	0	0	0	23
SSE	1	28	10	0	0	0	39
S	1	11	39	5	1	0	57
SSW	0	5	38	38	1	0	82
SW	0	18	60	10	0	0	88
WSW	9	11	11	2	0	0	33
W	1	14	9	2	0	0	26
WNW	5	18	8	1	0	0	32
NW	10	8	4	0	0	0	22
NNW	9	24	4	0	0	0	37
Variable	0	0	0	0	0	0	0
Total	91	339	224	61	2	0	717

Hours of calm in this stability class: 0  
Hours of missing wind measurements in this stability class: 0  
Hours of missing stability measurements in all stability classes: 0

BRAIDWOOD NUCLEAR POWER STATION  
RADIOACTIVE EFFLUENT RELEASE REPORT FOR 2021  
UNIT 1, UNIT 2 and ISFSI (Docket Numbers 50-456, 50-457 and 72-73)

Braidwood Generating Station

Period of Record: July - September 2021  
Stability Class - Slightly Stable - 199Ft-30Ft Delta-T (F)  
Winds Measured at 34 Feet

Wind Direction	Wind Speed (in mph)						Total
	1-3	4-7	8-12	13-18	19-24	> 24	
N	8	17	2	0	0	0	27
NNE	12	27	1	0	0	0	40
NE	10	17	1	0	0	0	28
ENE	38	20	0	0	0	0	58
E	46	4	0	0	0	0	50
ESE	20	11	0	0	0	0	31
SE	7	17	1	0	0	0	25
SSE	6	44	3	0	0	0	53
S	3	32	42	3	0	0	80
SSW	1	13	16	1	0	0	31
SW	2	30	37	2	0	0	71
WSW	5	32	5	2	0	0	44
W	12	20	1	1	0	0	34
WNW	13	7	0	0	0	0	20
NW	15	8	2	0	0	0	25
NNW	8	7	1	0	0	0	16
Variable	0	0	0	0	0	0	0
Total	206	306	112	9	0	0	633

Hours of calm in this stability class: 0  
Hours of missing wind measurements in this stability class: 0  
Hours of missing stability measurements in all stability classes: 0

**BRAIDWOOD NUCLEAR POWER STATION  
RADIOACTIVE EFFLUENT RELEASE REPORT FOR 2021  
UNIT 1, UNIT 2 and ISFSI (Docket Numbers 50-456, 50-457 and 72-73)**

Braidwood Generating Station

Period of Record: July - September 2021  
Stability Class - Moderately Stable - 199Ft-30Ft Delta-T (F)  
Winds Measured at 34 Feet

Wind Direction	Wind Speed (in mph)						Total
	1-3	4-7	8-12	13-18	19-24	> 24	
N	6	0	0	0	0	0	6
NNE	5	2	0	0	0	0	7
NE	12	0	0	0	0	0	12
ENE	22	2	0	0	0	0	24
E	48	1	0	0	0	0	49
ESE	16	9	0	0	0	0	25
SE	2	2	0	0	0	0	4
SSE	1	4	0	0	0	0	5
S	1	0	0	0	0	0	1
SSW	4	4	3	0	0	0	11
SW	3	6	3	0	0	0	12
WSW	5	8	0	0	0	0	13
W	25	4	0	0	0	0	29
WNW	20	2	0	0	0	0	22
NW	7	0	0	0	0	0	7
NNW	9	0	0	0	0	0	9
Variable	0	0	0	0	0	0	0
Total	186	44	6	0	0	0	236

Hours of calm in this stability class: 0  
Hours of missing wind measurements in this stability class: 0  
Hours of missing stability measurements in all stability classes: 0



BRAIDWOOD NUCLEAR POWER STATION  
RADIOACTIVE EFFLUENT RELEASE REPORT FOR 2021  
UNIT 1, UNIT 2 and ISFSI (Docket Numbers 50-456, 50-457 and 72-73)

Braidwood Generating Station

Period of Record: July - September 2021

Stability Class - Extremely Stable      - 199Ft-30Ft Delta-T (F)  
Winds Measured at 34 Feet

Wind Direction	Wind Speed (in mph)						Total
	1-3	4-7	8-12	13-18	19-24	> 24	
N	3	0	0	0	0	0	3
NNE	7	0	0	0	0	0	7
NE	5	0	0	0	0	0	5
ENE	8	0	0	0	0	0	8
E	6	1	0	0	0	0	7
ESE	0	2	0	0	0	0	2
SE	2	0	0	0	0	0	2
SSE	1	0	0	0	0	0	1
S	1	0	1	0	0	0	2
SSW	0	0	0	0	0	0	0
SW	1	0	0	0	0	0	1
WSW	7	6	0	0	0	0	13
W	19	0	0	0	0	0	19
WNW	14	0	0	0	0	0	14
NW	10	0	0	0	0	0	10
NNW	4	0	0	0	0	0	4
Variable	0	0	0	0	0	0	0
Total	88	9	1	0	0	0	98

Hours of calm in this stability class: 7  
Hours of missing wind measurements in this stability class: 0  
Hours of missing stability measurements in all stability classes: 0

BRAIDWOOD NUCLEAR POWER STATION  
RADIOACTIVE EFFLUENT RELEASE REPORT FOR 2021  
UNIT 1, UNIT 2 and ISFSI (Docket Numbers 50-456, 50-457 and 72-73)

Braidwood Generating Station

Period of Record: July - September 2021  
Stability Class - Extremely Unstable - 199Ft-30Ft Delta-T (F)  
Winds Measured at 203 Feet

Wind Direction	Wind Speed (in mph)						Total
	1-3	4-7	8-12	13-18	19-24	> 24	
N	0	0	3	0	0	0	3
NNE	0	0	3	1	0	0	4
NE	0	0	4	2	0	0	6
ENE	0	2	1	0	0	0	3
E	0	4	7	0	0	0	11
ESE	0	1	3	0	0	0	4
SE	0	3	0	0	0	0	3
SSE	0	0	4	0	0	0	4
S	0	0	7	5	1	0	13
SSW	0	0	7	11	2	2	22
SW	0	0	7	4	1	0	12
WSW	0	0	7	5	1	0	13
W	0	5	1	3	0	0	9
WNW	0	0	3	0	0	0	3
NW	0	0	5	1	2	0	8
NNW	0	0	0	1	0	0	1
Variable	0	0	0	0	0	0	0
Total	0	15	62	33	7	2	119

Hours of calm in this stability class: 0  
Hours of missing wind measurements in this stability class: 0  
Hours of missing stability measurements in all stability classes: 0

**BRAIDWOOD NUCLEAR POWER STATION  
RADIOACTIVE EFFLUENT RELEASE REPORT FOR 2021  
UNIT 1, UNIT 2 and ISFSI (Docket Numbers 50-456, 50-457 and 72-73)**

Braidwood Generating Station

Period of Record: July - September 2021  
Stability Class - Moderately Unstable - 199Ft-30Ft Delta-T (F)  
Winds Measured at 203 Feet

Wind Direction	Wind Speed (in mph)						Total
	1-3	4-7	8-12	13-18	19-24	> 24	
N	0	4	3	0	0	0	7
NNE	0	2	5	2	0	0	9
NE	0	4	5	3	0	0	12
ENE	0	4	2	0	0	0	6
E	0	8	2	0	0	0	10
ESE	0	5	3	0	0	0	8
SE	1	2	0	0	0	0	3
SSE	0	1	7	1	0	0	9
S	0	5	3	4	0	0	12
SSW	0	3	13	10	3	0	29
SW	0	1	7	8	5	0	21
WSW	0	1	16	4	2	0	23
W	0	7	6	5	0	0	18
WNW	0	4	7	2	2	0	15
NW	0	4	4	4	0	0	12
NNW	0	4	3	1	0	0	8
Variable	0	0	0	0	0	0	0
Total	1	59	86	44	12	0	202

Hours of calm in this stability class: 0  
Hours of missing wind measurements in this stability class: 0  
Hours of missing stability measurements in all stability classes: 0

BRAIDWOOD NUCLEAR POWER STATION  
RADIOACTIVE EFFLUENT RELEASE REPORT FOR 2021  
UNIT 1, UNIT 2 and ISFSI (Docket Numbers 50-456, 50-457 and 72-73)

Braidwood Generating Station

Period of Record: July - September 2021  
Stability Class - Slightly Unstable - 199Ft-30Ft Delta-T (F)  
Winds Measured at 203 Feet

Wind Direction	Wind Speed (in mph)						Total
	1-3	4-7	8-12	13-18	19-24	> 24	
N	0	2	2	0	0	0	4
NNE	1	8	1	0	0	0	10
NE	1	5	6	2	0	0	14
ENE	0	12	3	1	0	0	16
E	1	6	1	0	0	0	8
ESE	1	8	3	0	0	0	12
SE	1	5	1	0	0	0	7
SSE	0	1	4	0	0	0	5
S	2	3	1	1	1	0	8
SSW	0	6	4	3	1	2	16
SW	0	7	19	9	4	0	39
WSW	0	2	4	5	1	0	12
W	0	3	9	1	1	0	14
WNW	0	6	5	2	1	0	14
NW	0	6	2	0	0	0	8
NNW	1	6	2	0	0	0	9
Variable	0	0	0	0	0	0	0
Total	8	86	67	24	9	2	196

Hours of calm in this stability class: 0  
Hours of missing wind measurements in this stability class: 0  
Hours of missing stability measurements in all stability classes: 0

BRAIDWOOD NUCLEAR POWER STATION  
RADIOACTIVE EFFLUENT RELEASE REPORT FOR 2021  
UNIT 1, UNIT 2 and ISFSI (Docket Numbers 50-456, 50-457 and 72-73)

Braidwood Generating Station

Period of Record: July - September 2021  
Stability Class - Neutral - 199Ft-30Ft Delta-T (F)  
Winds Measured at 203 Feet

Wind Direction	Wind Speed (in mph)						Total
	1-3	4-7	8-12	13-18	19-24	> 24	
N	3	12	8	9	4	0	36
NNE	3	11	15	2	0	0	31
NE	6	16	41	22	0	0	85
ENE	11	25	39	2	0	0	77
E	2	20	11	0	0	0	33
ESE	2	5	6	0	0	0	13
SE	1	7	7	1	0	0	16
SSE	1	5	25	7	0	0	38
S	0	7	20	25	3	0	55
SSW	2	2	19	51	35	3	112
SW	0	2	34	34	2	0	72
WSW	1	7	10	8	1	0	27
W	0	11	11	6	2	0	30
WNW	3	6	8	6	1	1	25
NW	4	6	6	6	0	0	22
NNW	3	17	17	8	0	0	45
Variable	0	0	0	0	0	0	0
Total	42	159	277	187	48	4	717

Hours of calm in this stability class: 0  
Hours of missing wind measurements in this stability class: 0  
Hours of missing stability measurements in all stability classes: 0

**BRAIDWOOD NUCLEAR POWER STATION  
RADIOACTIVE EFFLUENT RELEASE REPORT FOR 2021  
UNIT 1, UNIT 2 and ISFSI (Docket Numbers 50-456, 50-457 and 72-73)**

Braidwood Generating Station

Period of Record: July - September 2021  
Stability Class - Slightly Stable - 199Ft-30Ft Delta-T (F)  
Winds Measured at 203 Feet

Wind Direction	Wind Speed (in mph)						Total
	1-3	4-7	8-12	13-18	19-24	> 24	
N	1	4	13	6	0	0	24
NNE	1	4	30	3	0	0	38
NE	0	5	18	4	0	0	27
ENE	1	21	27	0	0	0	49
E	0	15	40	0	0	0	55
ESE	1	11	12	1	0	0	25
SE	0	7	18	0	1	0	26
SSE	0	8	25	6	0	0	39
S	1	5	39	35	9	0	89
SSW	1	5	18	28	3	0	55
SW	0	6	29	33	2	0	70
WSW	1	3	27	4	2	0	37
W	1	2	24	7	2	0	36
WNW	1	6	7	1	0	0	15
NW	0	7	10	4	0	0	21
NNW	0	9	12	6	0	0	27
Variable	0	0	0	0	0	0	0
Total	9	118	349	138	19	0	633

Hours of calm in this stability class: 0  
Hours of missing wind measurements in this stability class: 0  
Hours of missing stability measurements in all stability classes: 0

BRAIDWOOD NUCLEAR POWER STATION  
RADIOACTIVE EFFLUENT RELEASE REPORT FOR 2021  
UNIT 1, UNIT 2 and ISFSI (Docket Numbers 50-456, 50-457 and 72-73)

Braidwood Generating Station

Period of Record: July - September 2021  
Stability Class - Moderately Stable - 199Ft-30Ft Delta-T (F)  
Winds Measured at 203 Feet

Wind Direction	Wind Speed (in mph)						Total
	1-3	4-7	8-12	13-18	19-24	> 24	
N	0	6	10	0	0	0	16
NNE	0	0	8	0	0	0	8
NE	1	0	2	1	0	0	4
ENE	0	5	8	0	0	0	13
E	0	4	19	9	0	0	32
ESE	0	2	19	9	0	0	30
SE	1	6	9	6	0	0	22
SSE	0	4	2	1	0	0	7
S	0	3	2	0	0	0	5
SSW	1	2	3	0	0	0	6
SW	0	1	6	9	0	0	16
WSW	0	4	5	2	0	0	11
W	0	3	19	0	0	0	22
WNW	0	1	11	1	0	0	13
NW	3	3	13	1	0	0	20
NNW	0	2	9	0	0	0	11
Variable	0	0	0	0	0	0	0
Total	6	46	145	39	0	0	236

Hours of calm in this stability class: 0  
Hours of missing wind measurements in this stability class: 0  
Hours of missing stability measurements in all stability classes: 0

**BRAIDWOOD NUCLEAR POWER STATION  
RADIOACTIVE EFFLUENT RELEASE REPORT FOR 2021  
UNIT 1, UNIT 2 and ISFSI (Docket Numbers 50-456, 50-457 and 72-73)**

Braidwood Generating Station

Period of Record: July - September 2021

Stability Class - Extremely Stable - 199Ft-30Ft Delta-T (F)

Winds Measured at 203 Feet

Wind Direction	Wind Speed (in mph)						Total
	1-3	4-7	8-12	13-18	19-24	> 24	
N	2	3	10	0	0	0	15
NNE	0	0	2	2	0	0	4
NE	0	0	0	0	0	0	0
ENE	1	0	1	0	0	0	2
E	0	2	1	1	0	0	4
ESE	0	1	3	0	0	0	4
SE	1	0	1	0	0	0	2
SSE	0	0	2	1	0	0	3
S	1	1	0	1	0	0	3
SSW	0	7	0	0	0	0	7
SW	1	6	0	0	0	0	7
WSW	1	5	3	2	0	0	11
W	0	4	1	4	0	0	9
WNW	0	5	7	2	0	0	14
NW	0	7	8	0	0	0	15
NNW	0	2	3	0	0	0	5
Variable	0	0	0	0	0	0	0
Total	7	43	42	13	0	0	105

Hours of calm in this stability class: 0

Hours of missing wind measurements in this stability class: 0

Hours of missing stability measurements in all stability classes: 0



**BRAIDWOOD NUCLEAR POWER STATION  
RADIOACTIVE EFFLUENT RELEASE REPORT FOR 2021  
UNIT 1, UNIT 2 and ISFSI (Docket Numbers 50-456, 50-457 and 72-73)**

Braidwood Generating Station

Period of Record: October - December 2021  
Stability Class - Extremely Unstable - 199Ft-30Ft Delta-T (F)  
Winds Measured at 34 Feet

Wind Direction	Wind Speed (in mph)						Total
	1-3	4-7	8-12	13-18	19-24	> 24	
N	0	0	0	0	0	0	0
NNE	0	0	0	0	0	0	0
NE	0	0	0	0	0	0	0
ENE	0	0	0	0	0	0	0
E	0	0	0	0	0	0	0
ESE	0	0	0	0	0	0	0
SE	0	0	0	0	0	0	0
SSE	0	0	0	0	0	0	0
S	0	0	0	0	0	0	0
SSW	0	0	0	0	0	0	0
SW	0	0	0	0	0	0	0
WSW	0	0	0	0	0	0	0
W	0	0	0	0	1	0	1
WNW	0	0	1	0	0	0	1
NW	0	2	1	0	0	0	3
NNW	0	0	0	0	0	0	0
Variable	0	0	0	0	0	0	0
Total	0	2	2	0	1	0	5

Hours of calm in this stability class: 0  
Hours of missing wind measurements in this stability class: 0  
Hours of missing stability measurements in all stability classes: 0

**BRAIDWOOD NUCLEAR POWER STATION  
RADIOACTIVE EFFLUENT RELEASE REPORT FOR 2021  
UNIT 1, UNIT 2 and ISFSI (Docket Numbers 50-456, 50-457 and 72-73)**

Braidwood Generating Station

Period of Record: October - December 2021

Stability Class - Moderately Unstable - 199Ft-30Ft Delta-T (F)  
Winds Measured at 34 Feet

Wind Direction	Wind Speed (in mph)						Total
	1-3	4-7	8-12	13-18	19-24	> 24	
N	0	0	0	0	0	0	0
NNE	0	0	0	0	0	0	0
NE	0	0	0	0	0	0	0
ENE	0	0	0	0	0	0	0
E	0	0	0	0	0	0	0
ESE	0	2	1	0	0	0	3
SE	0	1	0	0	0	0	1
SSE	0	1	0	0	0	0	1
S	0	0	1	0	0	0	1
SSW	0	0	2	0	0	0	2
SW	0	0	0	0	0	0	0
WSW	0	0	0	0	0	0	0
W	0	0	3	1	2	0	6
WNW	0	1	10	0	2	0	13
NW	0	1	0	2	0	0	3
NNW	0	1	0	1	0	0	2
Variable	0	0	0	0	0	0	0
Total	0	7	17	4	4	0	32

Hours of calm in this stability class: 0  
Hours of missing wind measurements in this stability class: 0  
Hours of missing stability measurements in all stability classes: 0

BRAIDWOOD NUCLEAR POWER STATION  
RADIOACTIVE EFFLUENT RELEASE REPORT FOR 2021  
UNIT 1, UNIT 2 and ISFSI (Docket Numbers 50-456, 50-457 and 72-73)

Braidwood Generating Station

Period of Record: October - December 2021  
Stability Class - Slightly Unstable - 199Ft-30Ft Delta-T (F)  
Winds Measured at 34 Feet

Wind Direction	Wind Speed (in mph)						Total
	1-3	4-7	8-12	13-18	19-24	> 24	
N	0	2	1	0	0	0	3
NNE	0	0	0	0	0	0	0
NE	0	0	0	0	0	0	0
ENE	0	1	0	0	0	0	1
E	0	5	0	0	0	0	5
ESE	0	1	2	0	0	0	3
SE	0	5	3	0	0	0	8
SSE	0	4	0	0	0	0	4
S	0	1	6	0	0	0	7
SSW	0	3	9	2	0	0	14
SW	0	0	7	1	0	0	8
WSW	0	0	1	0	0	0	1
W	0	0	10	2	2	0	14
WNW	0	4	11	4	2	0	21
NW	0	4	2	0	0	0	6
NNW	0	0	1	0	0	0	1
Variable	0	0	0	0	0	0	0
Total	0	30	53	9	4	0	96

Hours of calm in this stability class: 0  
Hours of missing wind measurements in this stability class: 0  
Hours of missing stability measurements in all stability classes: 0

BRAIDWOOD NUCLEAR POWER STATION  
RADIOACTIVE EFFLUENT RELEASE REPORT FOR 2021  
UNIT 1, UNIT 2 and ISFSI (Docket Numbers 50-456, 50-457 and 72-73)

Braidwood Generating Station

Period of Record: October - December 2021  
Stability Class - Neutral - 199Ft-30Ft Delta-T (F)  
Winds Measured at 34 Feet

Wind Direction	Wind Speed (in mph)						Total
	1-3	4-7	8-12	13-18	19-24	> 24	
N	4	14	22	1	0	0	41
NNE	5	44	11	4	0	0	64
NE	10	28	11	0	0	0	49
ENE	7	68	13	1	0	0	89
E	11	36	4	0	0	0	51
ESE	3	19	8	2	0	0	32
SE	1	23	23	2	0	0	49
SSE	0	29	47	8	0	0	84
S	0	14	59	59	13	2	147
SSW	2	11	27	43	6	2	91
SW	1	24	38	19	0	0	82
WSW	2	16	21	20	1	3	63
W	2	21	29	25	2	2	81
WNW	4	30	34	25	8	0	101
NW	10	23	31	0	0	0	64
NNW	4	23	11	0	0	0	38
Variable	0	0	0	0	0	0	0
Total	66	423	389	209	30	9	1126

Hours of calm in this stability class: 0  
Hours of missing wind measurements in this stability class: 0  
Hours of missing stability measurements in all stability classes: 0

BRAIDWOOD NUCLEAR POWER STATION  
RADIOACTIVE EFFLUENT RELEASE REPORT FOR 2021  
UNIT 1, UNIT 2 and ISFSI (Docket Numbers 50-456, 50-457 and 72-73)

Braidwood Generating Station

Period of Record: October - December 2021  
Stability Class - Slightly Stable - 199Ft-30Ft Delta-T (F)  
Winds Measured at 34 Feet

Wind Direction	Wind Speed (in mph)						Total
	1-3	4-7	8-12	13-18	19-24	> 24	
N	5	15	1	0	0	0	21
NNE	3	11	0	0	0	0	14
NE	3	7	0	0	0	0	10
ENE	12	10	0	0	0	0	22
E	29	10	0	0	0	0	39
ESE	10	20	3	0	0	0	33
SE	5	30	14	0	0	0	49
SSE	3	21	12	0	0	0	36
S	6	41	53	2	0	0	102
SSW	1	13	26	17	1	0	58
SW	1	15	21	6	0	0	43
WSW	6	22	20	0	0	0	48
W	11	42	15	1	0	0	69
WNW	7	41	12	3	0	0	63
NW	7	19	3	0	0	0	29
NNW	11	9	3	0	0	0	23
Variable	0	0	0	0	0	0	0
Total	120	326	183	29	1	0	659

Hours of calm in this stability class: 0  
Hours of missing wind measurements in this stability class: 0  
Hours of missing stability measurements in all stability classes: 0

BRAIDWOOD NUCLEAR POWER STATION  
RADIOACTIVE EFFLUENT RELEASE REPORT FOR 2021  
UNIT 1, UNIT 2 and ISFSI (Docket Numbers 50-456, 50-457 and 72-73)

Braidwood Generating Station

Period of Record: October - December 2021  
Stability Class - Moderately Stable - 199Ft-30Ft Delta-T (F)  
Winds Measured at 34 Feet

Wind Direction	Wind Speed (in mph)						Total
	1-3	4-7	8-12	13-18	19-24	> 24	
N	3	0	0	0	0	0	3
NNE	4	0	0	0	0	0	4
NE	5	0	0	0	0	0	5
ENE	8	0	0	0	0	0	8
E	19	0	0	0	0	0	19
ESE	10	8	0	0	0	0	18
SE	8	2	0	0	0	0	10
SSE	6	4	0	0	0	0	10
S	3	0	0	0	0	0	3
SSW	2	5	3	0	0	0	10
SW	7	2	1	0	0	0	10
WSW	8	13	1	0	0	0	22
W	25	20	0	0	0	0	45
WNW	20	7	0	0	0	0	27
NW	6	0	0	0	0	0	6
NNW	2	0	0	0	0	0	2
Variable	0	0	0	0	0	0	0
Total	136	61	5	0	0	0	202

Hours of calm in this stability class: 1  
Hours of missing wind measurements in this stability class: 0  
Hours of missing stability measurements in all stability classes: 0

BRAIDWOOD NUCLEAR POWER STATION  
RADIOACTIVE EFFLUENT RELEASE REPORT FOR 2021  
UNIT 1, UNIT 2 and ISFSI (Docket Numbers 50-456, 50-457 and 72-73)

Braidwood Generating Station

Period of Record: October - December 2021  
Stability Class - Extremely Stable - 199Ft-30Ft Delta-T (F)  
Winds Measured at 34 Feet

Wind Direction	Wind Speed (in mph)						Total
	1-3	4-7	8-12	13-18	19-24	> 24	
N	1	0	0	0	0	0	1
NNE	2	0	0	0	0	0	2
NE	6	0	0	0	0	0	6
ENE	9	0	0	0	0	0	9
E	12	1	0	0	0	0	13
ESE	7	3	0	0	0	0	10
SE	4	1	0	0	0	0	5
SSE	0	0	0	0	0	0	0
S	2	0	0	0	0	0	2
SSW	3	0	0	0	0	0	3
SW	3	0	0	0	0	0	3
WSW	3	0	0	0	0	0	3
W	11	2	0	0	0	0	13
WNW	8	0	0	0	0	0	8
NW	2	0	0	0	0	0	2
NNW	4	0	0	0	0	0	4
Variable	0	0	0	0	0	0	0
Total	77	7	0	0	0	0	84

Hours of calm in this stability class: 3  
Hours of missing wind measurements in this stability class: 0  
Hours of missing stability measurements in all stability classes: 0

BRAIDWOOD NUCLEAR POWER STATION  
RADIOACTIVE EFFLUENT RELEASE REPORT FOR 2021  
UNIT 1, UNIT 2 and ISFSI (Docket Numbers 50-456, 50-457 and 72-73)

Braidwood Generating Station

Period of Record: October - December 2021

Stability Class - Extremely Unstable - 199Ft-30Ft Delta-T (F)  
Winds Measured at 203 Feet

Wind Direction	Wind Speed (in mph)						Total
	1-3	4-7	8-12	13-18	19-24	> 24	
N	0	0	0	0	0	0	0
NNE	0	0	0	0	0	0	0
NE	0	0	0	0	0	0	0
ENE	0	0	0	0	0	0	0
E	0	0	0	0	0	0	0
ESE	0	0	0	0	0	0	0
SE	0	0	0	0	0	0	0
SSE	0	0	0	0	0	0	0
S	0	0	0	0	0	0	0
SSW	0	0	0	0	0	0	0
SW	0	0	0	0	0	0	0
WSW	0	0	0	0	0	0	0
W	0	0	0	0	0	1	1
WNW	0	0	1	0	0	0	1
NW	0	1	2	0	0	0	3
NNW	0	0	0	0	0	0	0
Variable	0	0	0	0	0	0	0
Total	0	1	3	0	0	1	5

Hours of calm in this stability class: 0  
Hours of missing wind measurements in this stability class: 0  
Hours of missing stability measurements in all stability classes: 0



BRAIDWOOD NUCLEAR POWER STATION  
RADIOACTIVE EFFLUENT RELEASE REPORT FOR 2021  
UNIT 1, UNIT 2 and ISFSI (Docket Numbers 50-456, 50-457 and 72-73)

Braidwood Generating Station

Period of Record: October - December 2021

Stability Class - Moderately Unstable - 199Ft-30Ft Delta-T (F)  
Winds Measured at 203 Feet

Wind Direction	Wind Speed (in mph)						Total
	1-3	4-7	8-12	13-18	19-24	> 24	
N	0	0	0	0	0	0	0
NNE	0	0	0	0	0	0	0
NE	0	0	0	0	0	0	0
ENE	0	0	0	0	0	0	0
E	0	0	0	0	0	0	0
ESE	0	0	3	1	0	0	4
SE	0	0	0	0	0	0	0
SSE	0	0	1	0	0	0	1
S	0	0	1	0	0	0	1
SSW	0	0	1	1	0	0	2
SW	0	0	0	0	0	0	0
WSW	0	0	1	0	0	0	1
W	0	0	1	0	0	3	4
WNW	0	0	1	8	1	2	12
NW	0	0	3	0	2	0	5
NNW	0	1	0	0	1	0	2
Variable	0	0	0	0	0	0	0
Total	0	1	12	10	4	5	32

Hours of calm in this stability class: 0  
Hours of missing wind measurements in this stability class: 0  
Hours of missing stability measurements in all stability classes: 0

BRAIDWOOD NUCLEAR POWER STATION  
RADIOACTIVE EFFLUENT RELEASE REPORT FOR 2021  
UNIT 1, UNIT 2 and ISFSI (Docket Numbers 50-456, 50-457 and 72-73)

Braidwood Generating Station

Period of Record: October - December 2021  
Stability Class - Slightly Unstable - 199Ft-30Ft Delta-T (F)  
Winds Measured at 203 Feet

Wind Direction	Wind Speed (in mph)						Total
	1-3	4-7	8-12	13-18	19-24	> 24	
N	0	1	2	0	0	0	3
NNE	0	0	0	0	0	0	0
NE	0	0	0	0	0	0	0
ENE	0	0	0	0	0	0	0
E	0	3	3	0	0	0	6
ESE	0	0	1	2	0	0	3
SE	0	2	6	1	0	0	9
SSE	0	2	1	0	0	0	3
S	0	2	3	4	0	0	9
SSW	0	1	5	5	1	0	12
SW	0	0	4	4	0	0	8
WSW	0	0	1	1	0	0	2
W	0	0	4	4	2	2	12
WNW	0	0	8	6	4	4	22
NW	0	0	4	1	1	0	6
NNW	0	0	1	0	0	0	1
Variable	0	0	0	0	0	0	0
Total	0	11	43	28	8	6	96

Hours of calm in this stability class: 0  
Hours of missing wind measurements in this stability class: 0  
Hours of missing stability measurements in all stability classes: 0

BRAIDWOOD NUCLEAR POWER STATION  
 RADIOACTIVE EFFLUENT RELEASE REPORT FOR 2021  
 UNIT 1, UNIT 2 and ISFSI (Docket Numbers 50-456, 50-457 and 72-73)

Braidwood Generating Station

Period of Record: October - December 2021  
 Stability Class - Neutral - 199Ft-30Ft Delta-T (F)  
 Winds Measured at 203 Feet

Wind Direction	Wind Speed (in mph)						Total
	1-3	4-7	8-12	13-18	19-24	> 24	
N	1	12	17	16	3	0	49
NNE	0	14	30	8	4	1	57
NE	3	10	26	7	1	0	47
ENE	2	17	36	9	1	0	65
E	3	9	40	14	5	0	71
ESE	1	7	13	10	7	1	39
SE	1	8	16	10	5	1	41
SSE	0	6	35	34	11	0	86
S	0	6	21	55	49	18	149
SSW	2	4	15	41	39	10	111
SW	1	18	25	22	7	1	74
WSW	0	7	13	21	15	5	61
W	1	8	10	20	22	7	68
WNW	0	8	23	29	19	16	95
NW	2	14	15	24	19	0	74
NNW	0	19	10	10	0	0	39
Variable	0	0	0	0	0	0	0
Total	17	167	345	330	207	60	1126

Hours of calm in this stability class: 0  
 Hours of missing wind measurements in this stability class: 0  
 Hours of missing stability measurements in all stability classes: 0

BRAIDWOOD NUCLEAR POWER STATION  
RADIOACTIVE EFFLUENT RELEASE REPORT FOR 2021  
UNIT 1, UNIT 2 and ISFSI (Docket Numbers 50-456, 50-457 and 72-73)

Braidwood Generating Station

Period of Record: October - December 2021  
Stability Class - Slightly Stable - 199Ft-30Ft Delta-T (F)  
Winds Measured at 203 Feet

Wind Direction	Wind Speed (in mph)						Total
	1-3	4-7	8-12	13-18	19-24	> 24	
N	0	6	19	4	0	0	29
NNE	0	1	8	2	0	0	11
NE	1	1	9	0	0	0	11
ENE	0	4	8	0	0	0	12
E	0	8	19	11	0	0	38
ESE	0	5	7	11	0	0	23
SE	0	5	23	12	5	0	45
SSE	1	3	17	13	5	0	39
S	0	8	30	45	6	0	89
SSW	0	4	25	47	15	3	94
SW	0	7	12	17	8	1	45
WSW	0	3	13	17	3	0	36
W	0	4	24	15	4	0	47
WNW	0	4	34	37	2	1	78
NW	0	3	13	21	2	1	40
NNW	0	6	9	7	0	0	22
Variable	0	0	0	0	0	0	0
Total	2	72	270	259	50	6	659

Hours of calm in this stability class: 0  
Hours of missing wind measurements in this stability class: 0  
Hours of missing stability measurements in all stability classes: 0

**BRAIDWOOD NUCLEAR POWER STATION  
RADIOACTIVE EFFLUENT RELEASE REPORT FOR 2021  
UNIT 1, UNIT 2 and ISFSI (Docket Numbers 50-456, 50-457 and 72-73)**

Braidwood Generating Station

Period of Record: October - December 2021

Stability Class - Moderately Stable - 199Ft-30Ft Delta-T (F)  
Winds Measured at 203 Feet

Wind Direction	Wind Speed (in mph)						Total
	1-3	4-7	8-12	13-18	19-24	> 24	
N	1	2	4	0	0	0	7
NNE	0	1	3	0	0	0	4
NE	1	2	3	0	0	0	6
ENE	0	1	1	0	0	0	2
E	0	1	3	1	0	0	5
ESE	0	2	6	9	0	0	17
SE	1	5	12	1	0	0	19
SSE	0	2	1	0	0	0	3
S	0	8	6	0	0	0	14
SSW	0	4	7	0	0	0	11
SW	0	5	3	4	1	0	13
WSW	0	1	4	1	0	0	6
W	1	1	11	14	0	0	27
WNW	0	2	23	14	0	0	39
NW	1	2	13	3	0	0	19
NNW	0	6	5	0	0	0	11
Variable	0	0	0	0	0	0	0
Total	5	45	105	47	1	0	203

Hours of calm in this stability class: 0  
Hours of missing wind measurements in this stability class: 0  
Hours of missing stability measurements in all stability classes: 0

**BRAIDWOOD NUCLEAR POWER STATION  
RADIOACTIVE EFFLUENT RELEASE REPORT FOR 2021  
UNIT 1, UNIT 2 and ISFSI (Docket Numbers 50-456, 50-457 and 72-73)**

Braidwood Generating Station

Period of Record: October - December 2021

Stability Class - Extremely Stable - 199Ft-30Ft Delta-T (F)  
Winds Measured at 203 Feet

Wind Direction	Wind Speed (in mph)						Total
	1-3	4-7	8-12	13-18	19-24	> 24	
N	0	4	3	0	0	0	7
NNE	1	1	1	0	0	0	3
NE	0	3	0	0	0	0	3
ENE	0	4	3	0	0	0	7
E	0	2	1	4	0	0	7
ESE	0	2	0	0	0	0	2
SE	0	1	4	2	0	0	7
SSE	1	1	4	0	0	0	6
S	0	7	0	0	0	0	7
SSW	0	5	1	0	0	0	6
SW	0	4	2	0	0	0	6
WSW	2	3	4	0	0	0	9
W	1	0	3	2	0	0	6
WNW	0	0	5	0	0	0	5
NW	0	0	0	0	0	0	0
NNW	1	4	1	0	0	0	6
Variable	0	0	0	0	0	0	0
Total	6	41	32	8	0	0	87

Hours of calm in this stability class: 0  
Hours of missing wind measurements in this stability class: 0  
Hours of missing stability measurements in all stability classes: 0

BRAIDWOOD NUCLEAR POWER STATION  
RADIOACTIVE EFFLUENT RELEASE REPORT FOR 2021  
UNIT 1, UNIT 2 and ISFSI (Docket Numbers 50-456, 50-457 and 72-73)

APPENDIX D: ERRATA

There were two errors identified in 2021.

- a. An enhancement was identified in the 2020 ARERR Summary Table for I-131. The 2020 ARERR Summary Table for I-131 included all Iodines and Halogens instead of only I-131. This is changed in the 2021 ARERR so that only the I-131 is included in the Summary Table. This is aligned with the Regulatory Guide 1.21 Revision 1 that our ODCM is committed to. The correction for 2020 Summary Table is listed below.

		Unit	1st Qtr	2nd Qtr	3rd Qtr	4th Qtr	Annual	Est. Total Error%
<b>Iodine 131 Releases</b>								
4. Total Iodine-131	Ci	<LLD	1.897-07	1.723E-06	4.771E-06	6.68E-06	3.32E+01	

- b. An error was identified in the 2020 ARERR Summary Table for liquid tritium releases. There was a transcription error in Quarter 2 and Quarter 4. The correct values are listed in the table below.

		Unit	1st Qtr	2nd Qtr	3rd Qtr	4th Qtr	Annual	Est. Total Error %
<b>Tritium</b>								
4. Total Release	Ci	5.302E+02	9.636E+02	1.612E+02	2.555E+02	1.910E+03	5.85E+00	