



**Pacific Gas and
Electric Company®**

Dennis B. Petersen
Station Director

Diablo Canyon Power Plant
P.O. Box 56
Avila Beach, CA 93424

805.545.4022
E-Mail: Dennis.Petersen@pge.com

PG&E Letter DCL-22-025

U.S. Nuclear Regulatory Commission
ATTN: Document Control Desk
Washington, DC 20555-0001

10 CFR 50, Appendix I

Docket No. 50-275, OL-DPR-80
Docket No. 50-323, OL-DPR-82
Diablo Canyon Power Plant, Units 1 and 2
2021 Annual Radiological Environmental Operating Report

Dear Commissioners and Staff:

In accordance with Diablo Canyon Power Plant, Units 1 and 2, Technical Specification 5.6.2, Pacific Gas and Electric Company hereby submits the 2021 Annual Radiological Environmental Operating Report (AREOR). The AREOR, provided in the enclosure, covers the operation of Units 1 and 2 for the period of January 1 through December 31, 2021. This report contains material consistent with the objectives of the Offsite Dose Calculation Manual, and 10 CFR 50, Appendix I, Sections IV.B.2, IV.B.3, and IV.C.

There are no new or revised regulatory commitments in this report (as defined by NEI 99-04).

If you have any questions regarding this submittal, please contact Mr. Craig Sutton, Radiation Protection Manager, at (805) 545-4208.

Sincerely,

Dennis Petersen

4/21/2022

Date

Enclosure

armb/4743/50942685-11

cc: Diablo Distribution

cc/enc: Dr. Penny E. Borenstein, San Luis Obispo County Health Officer
Nicholas A. Hernandez, NRC Acting Senior Resident Inspector
Matthew T. Keeling, Executive Officer, Central Coast Regional Water
Quality Control Board
Samson S. Lee, NRC Project Manager
Scott A. Morris, NRC Region IV Administrator
Gonzalo L. Perez, Branch Chief, California Department of Public Health
Gary E. Willey, Air Pollution Control Officer, San Luis Obispo County Air
Pollution Control District

2021 ANNUAL RADIOLOGICAL ENVIRONMENTAL OPERATING REPORT



2021 ANNUAL RADIOLOGICAL ENVIRONMENTAL OPERATING REPORT

Diablo Canyon Power Plant

January 1, 2021- December 31, 2021



2021 Diablo Canyon Power Plant

ANNUAL RADIOLOGICAL ENVIRONMENTAL OPERATING REPORT (AREOR)

January 1, 2021 - December 31, 2021

Prepared By
Pacific Gas & Electric Company
Diablo Canyon Power Plant

Prepared by:



Austin Luedtke, DCPD RP Engineer

Date:

4/5/22

Reviewed by:




Rick Treinen, DCPD Senior RP Engineer



Date:

4/5/2022

Approved by:



Craig Sutton, DCPD Radiation Protection Manager

Date:

4/7/2022

Table of Contents

1	Executive Summary.....	1
2	Introduction	3
3	Program Design.....	5
3.1	Monitoring Zones.....	6
3.2	Pathways and Descriptions of REMP Monitoring	6
3.2.1	Direct Radiation	6
3.2.2	Airborne Radioactivity	7
3.2.3	Waterborne.....	11
3.2.4	Marine Biological, Beach Sand, Ocean Sediment	13
3.2.5	Food Crops	15
3.2.6	Milk	16
3.2.7	Meat.....	16
4	Radiological Data - Summary Tables.....	26
5	Analysis of Environmental Results	42
5.1	REMP Sampling Variance/Deviations.....	42
5.1.1	Direct Radiation	42
5.1.2	Airborne Radioactivity	43
5.1.3	Marine Samples	44
5.1.1	Terrestrial Samples	44
5.1.2	Surface Water, Drinking Water, and Groundwater	44
5.1.3	Replicate Samples	45
5.2	Comparison of Achieved LLDs With Requirements	45
5.3	Comparison of Results Against REMP Reporting Levels	46

Table of Contents (Cont.)

5.4	Data Analysis by Media Type	46
5.4.1	Direct Radiation (Environmental TLDs).....	46
5.4.2	Direct Radiation from onsite ISFSI	50
5.4.3	Airborne	53
5.4.4	Drinking Water and Ocean Surface Water.....	54
5.4.5	Marine Samples	54
5.4.6	Vegetation (Food Crops)	56
5.4.7	Milk	56
5.4.8	Meat.....	56
6	Groundwater Monitoring.....	57
6.1	NEI 07-07 Groundwater Protection Initiative Reporting	57
6.2	Groundwater Sampling Overview.....	57
7	OSGSF Monitoring.....	61
8	2021 DCP Land Use Census.....	62
8.1	Milk	62
8.2	Residences	62
8.3	Gardens.....	63
8.4	Additional Land Use	63
8.5	NEI 07-07 Groundwater Protection Initiative (GPI) Review:.....	64
8.6	Old Steam Generator Storage Facility (OSGSF):.....	64
8.7	Independent Spent Fuel Storage Installation (ISFSI):	65
9	Wind Rose Charts.....	66
10	References	69
11	Cross Check Program	70
12	GEL Sample Results	127

List of Tables

Table 3-1: Direct Radiation Monitoring	7
Table 3-2: Airborne Radioiodine. Samples from > 4 stations:	9
Table 3-3: Airborne Particulate. Samples from > 4 stations:	10
Table 3-4: Airborne Carbon-14. Samples from 3 stations:	10
Table 3-5: Surface Ocean Water	11
Table 3-6: Drinking Water	12
Table 3-7: Groundwater	12
Table 3-8: Marine Flora	14
Table 3-9: Fish and Invertebrates	14
Table 3-10: Ocean Sediment and Beach Sand	14
Table 3-11: Broadleaf Vegetation	15
Table 3-12: Vegetative Crops	15
Table 3-13: Milk Samples.	16
Table 3-14: Meat Samples.	17
Table 3-15: Distances and directions to environmental monitoring stations.	18
Table 3-16: Detection Capabilities for Environmental Sample Analysis and Lower Limits of Detection....	20
Table 3-17: Reporting Levels for Radioactivity Concentrations in Environmental Samples.....	22
Table 4-1: Direct Radiation	27
Table 4-2: Airborne	28
Table 4-3: Surface Water	29
Table 4-4: Drinking Water	30
Table 4-5: Mussels	31
Table 4-6: Fish	32
Table 4-7: Algae	33
Table 4-8: Kelp	34
Table 4-9: Vegetative Crops	35
Table 4-10: Milk	36
Table 4-11: Meat	37
Table 4-12: Ocean Sediment.....	38
Table 4-13: Beach Sand.....	39
Table 4-14: Groundwater.....	40
Table 4-15: Monitoring Wells	41
Table 5-1: 2021 Quarterly and Annual TLD Analysis.....	47
Table 5-2: Quarterly and Annual ISFSI Environmental TLD Analysis.....	51
Table 8-1: Land Use Census 2021.	65

List of Figures

Figure 1: Monitored Potential Exposure Pathways	3
Figure 2: Diablo Canyon Off-site Stations.	23
Figure 3: Diablo Canyon Onsite REMP Stations	24
Figure 4: Relief map showing REMP stations.....	25
Figure 5: TLD trending by distance from DCPD	48
Figure 6: Average TLD results from southeast and northwest sectors with control stations.	49
Figure 7: Onsite ISFSI boundary TLD Stations	52
Figure 8: DCPD site layout	59
Figure 9: DCPD Plant Layout.....	60
Figure 10: Wind rose charts 10 meter level 2021.....	67
Figure 11: Wind rose chart 10 meter level 2017-2021.....	68

1 Executive Summary

This report contains results from the operational Radiological Environmental Monitoring Program (REMP) for Diablo Canyon Power Plant (DCPP) compiled for the period January 1, 2021 through December 31, 2021. The purpose of the REMP is to assess the levels of radiation or radioactivity in the environment and to verify that DCPP is operating within its design parameters. Approximately 275 environmental samples, 884 air samples, and 1440 thermo-luminescent dosimeter (TLD) phosphors were collected over the course of the 2021 REMP monitoring period. Approximately 1800 radionuclide analyses were performed on the environmental samples.

The REMP is conducted in accordance with DCPP Program Directive CY2, "Radiological Monitoring and Controls Program," and RP1.ID11, "Environmental Radiological Monitoring Procedure." This report is submitted per DCPP License Technical Specification 5.6.2.

The types of samples (matrix ID) collected for this monitoring period were as follows:

AP - Air Particulate

AC - Air Cartridge for I-131 monitoring

AC14 - Air Cartridge for Carbon-14 monitoring

TLD - Direct Radiation

MK - Milk

MT - Meat

VG - Vegetation

DW - Drinking Water

GW - Groundwater/ Monitor Well

SW - Surface Water

AV - Aquatic Vegetation

FH - Fish

IM - Mussels

SD - Sediment

The annual offsite radiological dose received by the general public from plant operations was less than one millirem (mrem) which is insignificant when compared to the 620 millirem average annual radiation exposure to people in the United States from natural and man-made background radiation sources (e.g. cosmic, terrestrial, radon, medical, etc.). The ambient direct radiation levels in the DCPP offsite environs did not change and were within the pre-operational background range. An evaluation of direct radiation measurements indicated all federal EPA 40CFR190 criteria were conservatively met. Operation of DCPP continued to have no detectable offsite radiological impact. Samples analyzed from the offsite sampling stations continued to show no radiological contribution from plant operations.

The ambient onsite direct radiation levels within the DCPP plant site boundary near the Independent Spent Fuel Storage Installation (ISFSI) are elevated due to dry cask spent fuel storage. The remaining onsite REMP environmental TLD locations are not affected by the ISFSI due to ISFSI topographical elevation and placement within an onsite hillside which provides shielding to the rest of the site. An evaluation of direct radiation measurements and member-of-public occupancy times within the site boundary indicated all federal criteria for member-of-public dose limits (10CFR20.1301) were conservatively met.

Groundwater isotopic monitoring was conducted in accordance with the Nuclear Energy Institute (NEI) 07-07 Rev 1 Groundwater Protection Initiative (GPI). Concentrations of tritium were detected in two shallow monitoring wells (stations DY1 and OW1) near the power block. This tritium was evaluated and attributed to rain-washout of gaseous tritium exiting the plant vent system via an approved isotopic-effluents discharge path. No groundwater tritium was attributed to DCPP system leaks or spills. It should

also be noted that studies of the DCPD site groundwater gradient indicated that any subsurface groundwater flow beneath the DCPD power block was not used as a source of drinking water. Due to topography and site characteristics, this groundwater gradient flow discharged into the Pacific Ocean which is approximately 100 yards from the power block.

An Old Steam Generator Storage Facility (OSGSF) long term storage vault was constructed within the DCPD site boundary in 2007 for storage of eight retired DCPD steam generators and two retired DCPD reactor heads. This OSGSF did not cause any changes to the ambient direct radiation levels within the DCPD environs during 2021. The OSGSF in-building sumps were inspected quarterly by REMP personnel.

The results of the 2021 REMP showed no unusual environmental isotopic findings from DCPD site operations. These results were compared to DCPD preoperational isotopic data and showed no unusual trends. Diablo Canyon site operations had no significant impact on the health and safety of the public or the environment.



Northwest of DCPD along the coast

2 Introduction

Natural background radiation is all around us, all the time. Naturally occurring sources of background radiation include cosmic radiation from space, terrestrial radiation from radioactive isotopes in the earth, naturally occurring radioactive isotopes in the food we eat, and naturally occurring isotopes in the air we breathe. The human body (each of us) contains natural radioactive isotopes such as radioactive carbon (C14) and radioactive potassium (K40). As a result, humans have been exposed to radiation since the dawn of man. Over the last 100 years, man has developed new radioactive materials and new machines that create additional sources of background radiation. These additional man-made background sources include radioactive materials used in medical diagnosis, medical treatment, consumer products, industrial processes, security devices, educational tools, research activities, warfare, and worker occupations. The National Council on Radiation Protection and Measurements (NCRP) estimates that the average person in the United States receives about 620 millirem (mrem) of radiation exposure each year from natural and man-made background radiation sources. For comparison, public exposure from nuclear power plant radioactive effluents is less than 1 mrem. This < 1 mrem annual exposure is equivalent to approximately 1 to 2 hours of cosmic radiation exposure (0.5 mrem per hour) during a cross country airline flight.

The Radiological Environmental Monitoring Program (REMP) provides data on measurable levels of radiation and radioactive materials in the site environs. This program also evaluates the relationship between quantities of radioactive materials released from the plant and resultant doses to individuals from principal pathways of exposure. In this capacity, REMF provides a check on the effluent release program and dispersion modeling to ensure that concentrations in the environment radioactive effluents conform to the “As Low As Reasonably Achievable” (ALARA) design objectives of 10 CFR 50, Appendix I.

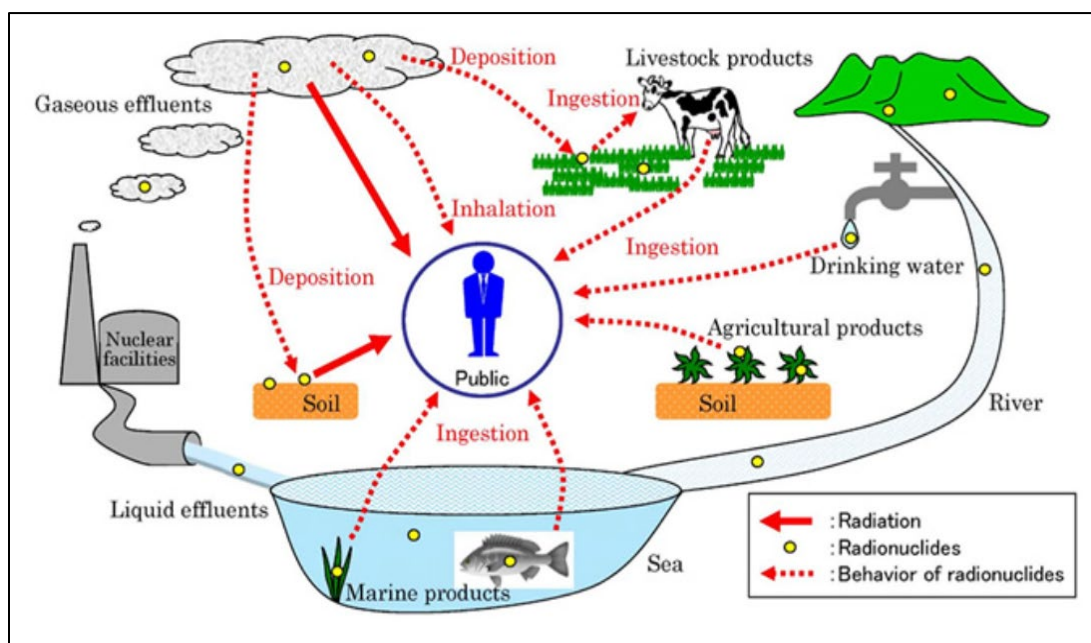


Figure 1: Monitored Potential Exposure Pathways

The Annual Radiological Environmental Operating Report (AREOR) provides summaries of the environmental data from exposure pathways, interpretations of the data, and analyses of trend results. Routinely monitored pathways include ingestion, inhalation, and direct radiation. Routes of exposure are based on site specific information such as receptor locations, receptor ages, distance and direction to release locations, and water usage around the plant. The site specific REMP program has been developed and maintained in accordance with NUREG-1301.

Diablo Canyon Power Plant (DCPP) consists of two Westinghouse pressurized water reactors (PWR) each producing approximately 1,100 megawatts electrical (MWe). Unit 1 began commercial operation on May 7, 1985 and Unit 2 began commercial operation on March 13, 1986. Operation of DCPP continues to have no detectable radiological impact offsite. Samples analyzed from the offsite sampling stations continue to show no radiological contribution from plant operations.

DCPP REMP sends replicate split samples of stations 7G1 vegetation (quarterly), 5F2 milk (monthly), 5S2 drinking water (monthly), DW1 drinking water (monthly), OUT seawater (monthly), DCM kelp (quarterly), DCM perch (quarterly), DCM rockfish (quarterly), and DCM ocean sediment (annually) to the California Department of Public Health - Radiologic Health Branch (CDPH-RHB) Laboratory as part of a California State split sampling program. These split samples are independently analyzed by the CDPH-RHB.

Other pathways independently monitored by the CDPH-RHB are quarterly direct radiation environmental TLD stations (MT1, 1A1, 1C1, 4D1, 5F3, 5S1, 7D1, 7C1, 7F1, and 8S2) and weekly air sampling particulate and I-131 (at stations 5F3 and 7D1).

The public can request access to these CDPH-RHB split sampling data results by emailing the CDPH at environmental.radiation@cdph.ca.gov.

This report and previous DCPP AREOR's can be found on the NRC website at:

www.nrc.gov > Nuclear Reactors > Operating Reactors > Reactor Safety Information Topics > Radioactive Effluent and Environmental Reports > Diablo Canyon 1 & 2 > Environmental Reports



Whale in Diablo Cove

3 Program Design

The Radiological Environmental Monitoring Program (REMP) for the Diablo Canyon Power Plant (DCPP) was designed with the following specific objectives in mind. These objectives continue to be in force, to varying degrees, throughout facility operation:

- To provide an early indication of the appearance or accumulation of any radioactive material in the environment caused by facility operation. Preoperational data is also used in this comparison.
- To provide assurance to regulatory agencies and the public that the station's environmental impact is known and within anticipated limits.
- To provide standby monitoring capability for rapid assessment of risk to the public in the event of unanticipated or accidental releases of radioactive material from DCPP.

The environmental media selected are based on the critical dose pathways of the radionuclides from the environment to man. They include the following: direct radiation, air, water, fish, ocean sediment, and invertebrates. Supplemental samples such as algae, kelp, local agricultural crops, recreational beach sand, groundwater, meat, and milk are also collected. The sampling locations have been determined by land use, site meteorology, and local demographics. Guidance for this monitoring program is provided by the Radiological Assessment Branch Technical Position on Radiological Environmental Monitoring, Revision 1, November 1979 (NUREG-1301).

REMP samples were collected by DCPP REMF personnel and sent to General Engineering Labs (GEL) in Charleston, South Carolina for all isotopic analyses in 2021. Fish (except market fish) and ocean sediment samples were collected by contract divers of Tenera Environmental and given to DCPP REMF personnel for shipment to GEL. Market fish samples were collected by local commercial fishermen and then purchased by DCPP REMF personnel in one of two local fish markets for shipment to GEL. Environmental direct radiation analyses were conducted using thermo-luminescent dosimeters (TLD). Environmental TLD analysis was conducted by Mirion Technologies in Oakridge, Tennessee.

Isotopic analysis results are classified as "detected" if the *a posteriori* analysis result is greater than the Minimum Detectable Concentration (MDC) value for that specific analysis. Detected concentrations (> MDC) of nuclear power plant related isotopes are highlighted with yellow-fill cell background in Section 12 for quick identification. Naturally occurring radioactive materials (NORM) are not highlighted (e.g. gross beta, Be-7, K-40, thorium, radium, radon, lead, etc).



Intertidal mussels at DCM

3.1 Monitoring Zones

The REMP is designed to allow comparison of levels of radioactivity in samples from the areas possibly influenced by DCPD to levels found in areas not influenced by the facility operations. Areas with the potential to be influenced by facility operations are called "indicator" stations. Areas with sufficient distance from the plant that are not likely to be influenced by facility operations are called "control" stations. The distinction between the two zones is based on distance and relative direction from the site. Analysis of survey data from the two zones aided in determination of site environmental influence. Analysis from the two zones assisted in differentiation between radioactive releases and seasonal variations in the natural environmental background radioactivity.

3.2 Pathways and Descriptions of REMP Monitoring

Regarding the descriptions and tables in the following subsections, deviations are permitted from the required sampling schedule if specimens are unobtainable due to circumstances such as hazardous conditions, seasonal unavailability, malfunction of automatic sampling equipment and other legitimate reasons. If specimens are unobtainable due to sampling equipment malfunction, effort shall be made to complete corrective action prior to the end of the next sampling period. All deviations from the sampling schedule shall be documented in the Annual Radiological Environmental Operating Report. It is recognized that, at times, it may not be possible or practicable to continue to obtain samples of the media of choice at the most desired location or time. In these instances, suitable specific alternative media and locations may be chosen for the particular pathway in question and appropriate substitutions made within 30 days in the Radiological Environmental Monitoring Program, and submitted in the next Annual Radioactive Effluent Release Report, including a revised figure(s) and table for the REMP reflecting the new location(s) with supporting information identifying the cause of the unavailability of samples for that pathway and justifying the selection of the new location(s) for obtaining samples.

3.2.1 Direct Radiation

Environmental TLD badge packets are distributed and collected from field stations by DCPD REMP personnel and then shipped to Mirion Technologies for processing on a quarterly basis. Control badges accompany the field badges during shipment and deployment to measure any non-station dose received during transit time periods.

Direct ambient radiation is measured at 32 stations near DCPD and at 8 stations near the DCPD ISFSI using Panasonic UD814 TLD type badges. The TLD badges have valid element correction factors (ECF), are calibrated using a NIST-traceable cesium-137 source, annealed prior to placement, and sealed in watertight packaging. Three TLD badges are placed at each station and each badge contains 3 calcium sulfate phosphors for a total of 9 calcium sulfate phosphors at each station. The 9 phosphors are analyzed and then averaged to provide a single quarterly station reading. Transit process exposure is subtracted, and that single reading is converted into a microrem per hour ($\mu\text{rem}/\text{hour}$) dose rate dependent on the in-field exposure period. Then the $\mu\text{rem}/\text{hour}$ dose rate is converted into millirem (mrem) per standard (91 day) quarter. This millirem result is reported as "Standard Quarter TLD Results" for each station in Table 5-1: 2021 Quarterly and Annual TLD Analysis.

DCPP Environmental TLD "Standard Quarter TLD Results" are measurements of all environmental gamma radiation sources (cosmic, terrestrial, radon, man-made, etc.) at each station during the in-field deployment period. These all-inclusive exposure values were used to create the trend graphs in Table 5-1. ANSI/HPS N13.37-2014 methodology was used to report "Quarterly / Annual Investigation Level Dose" to quantify DCPP facility related exposure.

For Table 3-1, a thermoluminescent dosimeter (TLD) is considered to be one phosphor. There are normally three calcium sulfate phosphors in an environmental TLD BADGE. Film badges shall not be used as dosimeters for measuring direct radiation.

Table 3-1: Direct Radiation Monitoring

Number of Representative Samples and Sample Locations	Sampling Stations	Collection Frequency	Type of Analysis	Required or Supplemental
An inner ring of stations, one in each terrestrial meteorological sector in the general area of the SITE BOUNDARY;	0S1, 0S2, WN1, 1S1, 2S1, 3S1, 4S1, 5S1, 6S1, 7S1, 8S1, 9S1, 8S2, 5S3, and MT1	Quarterly	Gamma Dose	Required
An outer ring of stations, one in each terrestrial meteorological sector in the 2.5 to 14 km range from the site; and	0B1, 1A1, 1C1, 2D1, 3D1, 4C1, 5C1, 6D1, and 7C1	Quarterly	Gamma Dose	Required
One or two areas to serve as control stations; and	2F2, 4D1, 5F1	Quarterly	Gamma Dose	Required
The balance of the stations to be placed in special interest areas such as population centers, nearby residences, or schools.	5F3, 7D1, 7D2, 7F1, and 7G2	Quarterly	Gamma Dose	Required
A minimum of four stations around the ISFSI	IS1, IS2, IS3, IS4, IS5, IS6, IS7, IS8	Quarterly	Gamma Dose	Required

3.2.2 Airborne Radioactivity

Air particulate and radioiodine sampling are performed weekly at six indicator stations (MT1, 0S2, 1S1, 7D1, 8S1, and 8S2) and one control station (5F1).

Constant-flow air samplers (F&J model DF-1) are used to draw air through paper filters to collect air particulates (station matrix AP = Air Particulate) and through triethylenediamine (TEDA) impregnated charcoal cartridges to collect radioiodine (station matrix AC = Air Cartridge). The air sampling flow rate is conducted at approximately 2.55 cubic meters per hour. The air sampling collection filters are located approximately seven feet above the ground. The sample volumes were determined by F&J Corporation model DF-1 flow meters (corrected to standard temperature and pressure, STP) which are installed downstream of the sample filters.



DCPP air sampling station equipment

At the end of the weekly sampling period, the particulate filter and TEDA charcoal cartridge are collected. All necessary data regarding the air volume readings, flow rate, sampler on/off time, date of collection, and sampler station location are recorded and submitted to GEL along with the filter samples for isotopic analysis. Approximately 72 hours after sampling (to allow for radon and thoron daughter decay), the particulate filter papers collected from the field are placed on individual planchets and counted for gross beta activity in a low background, thin window gas proportional counter.

Quarterly gamma spectroscopy isotopic analysis is performed on station composites of the approximate 13 filters to determine the activity concentration of gamma emitting isotopes. The quarterly composite sample time is reported at the midpoint of the quarter monitored. Due to the short half-life of Iodine-131, each station weekly TEDA impregnated charcoal cartridge is counted for gamma spectroscopy isotopic analysis to determine the radioiodine concentration.

Supplemental air Carbon-14 (station matrix AC14) sampling is performed weekly at stations 0S2 (northwest sector), 8S1 (southeast sector), and 5F1 (control station in San Luis Obispo). GEL and DCP REMP worked together to develop a method for sampling environmental airborne inorganic C-14. Inorganic C-14 (as CO₂) is the primary exposure pathway to man via photosynthesis in plants. A constant flow air sampler is used to draw air through a solid phase carbon sensitive sorbent cartridge. The air sampler is set at a flow rate of 1 standard liter-per-minute. The air sample filter cartridge head is located approximately seven feet above the ground. At the end of the weekly sampling period, the filter cartridge is collected. All necessary data regarding the air volume, flow rate, sampler on/off time, date of collection, and sampler station location are recorded and submitted to GEL along with the sample filter for C-14 analysis.

At GEL, a suitable portion of the solid sorbent material is processed through a method utilizing wet oxidation to remove volatile CO₂ from the media in a closed distillation system. Once removed from the media, C-14 as carbon dioxide is sparged through a dilute acid solution for trapping any tritium water present in the sample. After sparging through dilute acid, the CO₂ is trapped in a sorbent solution which

is added to a liquid scintillation cocktail and finally counted in a liquid scintillation counter. It should be noted that C-14 results in Section 12 are reported in microcuries (μCi) per cubic meter. This method meets the following specifications:

- Validated to retain 99.9% of inorganic C-14 in air
- Validated at collection rates of approximately 1 liter-per-minute
- Validated for a one-week total collection capacity
- Accurate analysis of C-14 over a wide range of concentrations
- Methodology free from interference by other radionuclides
- Detection capability of approximately 8E-7 μCi per cubic meter

Table 3-2: Airborne Radioiodine. Samples from ≥ 4 stations:

Number of Representative Samples and Sample Locations	Sampling Stations	Collection Frequency	Type of Analysis	Required or Supplemental
Three samples from close to the three SITE BOUNDARY locations (0S2, 8S1, & MT1) in different sectors.	0S2, 8S1, and MT1	Continuous sampler operation with sample collection weekly, or more frequently if required by dust loading.	I-131 analysis	Required
One sample from the vicinity of a community having the highest calculated annual average ground level D/Q.	7D1	Continuous sampler operation with sample collection weekly, or more frequently if required by dust loading.	I-131 analysis	Required
If food products are unavailable, additional air sampling will be done in the NNW (station 1S1) and SE (Station 8S2) sectors.	1S1 & 8S2	Continuous sampler operation with sample collection weekly, or more frequently if required by dust loading.	I-131 analysis	Required
One sample from a control location.	5F1	Continuous sampler operation with sample collection weekly, or more frequently if required by dust loading.	I-131 analysis	Required

Table 3-3: Airborne Particulate¹. Samples from ≥ 4 stations:

Number of Representative Samples and Sample Locations	Sampling Stations	Collection Frequency	Type of Analysis	Required or Supplemental
Three samples from close to the three SITE BOUNDARY locations (0S2, 8S1, & MT1) in different sectors.	0S2, 8S1, and MT1	Continuous sampler operation with sample collection weekly, or more frequently if required by dust loading.	Weekly gross beta radioactivity analysis following filter change. Quarterly gamma isotopic ² analysis of composite consisting of approx. 12 filters (by location).	Required
One sample from the vicinity of a community having the highest calculated annual average ground level D/Q.	7D1	Continuous sampler operation with sample collection weekly, or more frequently if required by dust loading.	Weekly gross beta radioactivity analysis following filter change. Quarterly gamma isotopic analysis of composite consisting of approx. 12 filters (by location).	Required
If food products are unavailable, additional air sampling will be done in the NNW (station 1S1) and SE (Station 8S2) sectors.	1S1 & 8S2	Continuous sampler operation with sample collection weekly, or more frequently if required by dust loading.	Weekly gross beta radioactivity analysis following filter change. Quarterly gamma isotopic analysis of composite consisting of approx. 12 filters (by location).	Required
One sample from a control location.	5F1	Continuous sampler operation with sample collection weekly, or more frequently if required by dust loading.	Weekly gross beta radioactivity analysis following filter change. Quarterly gamma isotopic analysis of composite consisting of approx. 12 filters (by location).	Required

Table 3-4: Airborne Carbon-14. Samples from 3 stations:

Number of Representative Samples and Sample Locations	Sampling Stations	Collection Frequency	Type of Analysis	Required or Supplemental
One sample from each of the NW and SE sectors close to the site (0S2 and 8S1). One sample used as a control station (5F1).	0S2, 8S1 5F1 (control)	Continuous sampler operation with sample collection weekly, or more frequently if required by dust loading.	C-14 analysis	Supplemental

¹ Airborne particulate sample filters shall be analyzed for gross beta radioactivity 24 hours or more after sampling to allow for radon and thoron daughter decay. If gross beta activity in air particulate samples is greater than 10 times the yearly mean of control samples, gamma isotopic analysis shall be performed on the individual samples.

² Gamma isotopic analysis means the identification and quantification of gamma-emitting radionuclides that may be attributable to the effluents from the facility.

3.2.3 Waterborne

Water samples (drinking water, surface water, monitor wells, and groundwater) are collected at the frequencies shown in Table 3-5 through Table 3-7. Ocean surface water samples are collected at Diablo Cove (DCM), Rattlesnake Canyon (7C2), and at the plant Outfall (OUT). Drinking water samples are collected from Diablo Creek Weir (5S2), Diablo Creek Outlet (WN2), Blanchard Spring (1A2), and from the DCPD drinking water system (DW1). Drinking water is also collected from a control station located in San Luis Obispo at 4325 South Higuera Street, Offsite Emergency Lab (OEL).

Supplemental groundwater samples are collected from Water Well 02 (WW2) and DCSF96-1 (8S3). Supplemental onsite monitoring well samples are collected from French-drain systems labeled Observation Well 01 (OW1) and Observation Well 02 (OW2). These shallow French drain well systems are near the facility power block structures and within the protected area.

Two onsite monitoring wells were installed in December 2011 as part of the industry Groundwater Protection Initiative (GPI). Isotopic sampling of these wells was initiated in 2012. These two onsite wells are downgradient of the power block and located along the west side of the power block. These two monitoring wells are labeled Groundwater Well 01 (GW1) and Groundwater Well 02 (GW2). After collection, the samples are securely sealed and labeled with sample type, station ID, date, time of collection, and person performing the collection, and sent to GEL for analysis.

Table 3-5: Surface Ocean Water

Number of Representative Samples and Sample Locations	Sampling Stations	Collection Frequency	Type of Analysis	Required or Supplemental
One sample from the plant Outfall, Diablo Cove, and an area not influenced by plant discharge.	OUT, DCM, and 7C2	Monthly (grab sample)	Gamma isotopic and tritium analysis.	Required
One sample from the plant Outfall, Diablo Cove, and an area not influenced by plant discharge.	OUT, DCM, and 7C2	Quarterly (grab sample)	Gross Beta, Total Sr 89/90, Fe-55, and Ni-63	Supplemental

Table 3-6: Drinking Water

Number of Representative Samples and Sample Locations	Sampling Stations	Collection Frequency	Type of Analysis	Required or Supplemental
One sample from the plant drinking water, one sample from Diablo Creek (upstream of plant), and one control sample.	DW1, 5S2, and OEL (control)	Monthly (grab sample)	Gamma isotopic, I-131, and tritium analysis.	Required
One sample from the plant drinking water, one sample from Diablo Creek (upstream of plant), and one control sample.	DW1, 5S2, and OEL (control)	Quarterly (grab sample)	Gross Beta, Total Sr 89/90, Fe-55, and Ni-63	Supplemental
One sample from Diablo Creek (downstream of plant) and one sample from Blanchard Spring.	WN2 and 1A2	Quarterly (grab sample)	Gamma isotopic, tritium, I-131, gross beta, Total Sr 89/90, Fe-55, and Ni-63	Supplemental

Table 3-7: Groundwater

Number of Representative Samples and Sample Locations	Sampling Stations	Collection Frequency	Type of Analysis	Required or Supplemental
One sample from wells located under or downgradient from the plant power block.	OW1, OW2, GW1 and GW2	Quarterly (grab sample, when available)	Gamma isotopic tritium, gross beta, Total Sr 89/90, Fe-55, and Ni-63	Supplemental
One sample from a well located outside the plant power block (control sample).	WW2, 8S3	Quarterly (grab sample, when available)	Gamma isotopic, tritium, gross beta, Total Sr 89/90, Fe-55, and Ni-63	Supplemental

3.2.4 Marine Biological, Beach Sand, Ocean Sediment

The REMP routinely collects samples of rockfish (genus *Sebastes*), perch (family *Embiotocidae*), intertidal mussels (genus *Mytilus*), and ocean sediment from indicator station DCM and control station 7C2. All other marine samples collected are considered supplemental. These supplemental marine samples include the following: intertidal algae, intertidal mussels, kelp, rockfish, perch, beach sand, and market fish. The intertidal samples are collected by DCPD personnel during low tide conditions. Kelp is collected quarterly by DCPD personnel from offshore kelp beds near the site.

Beach sand is collected by DCPD personnel between the high tide and low tide boundaries at nearby recreational beaches. In-shell mussels are sent to GEL where GEL personnel removed the meat & internal organs for analysis. Quarterly samples of fish and annual samples of ocean sediments are collected from the site environs by contracted divers (TENERA Environmental). The Tenera divers fillet the fish and leave a small portion of skin for identification. Only edible portions (fish fillets) of the fish are analyzed.

Market Fish caught locally by commercial fishermen are purchased from two local fish markets (Avila Beach Pier-7D3 and Morro Bay-2F1). All samples are subject to unavailability due to seasonal fluctuations or unfavorable sampling conditions. Marine samples are immediately sealed in plastic containers upon collection. The samples are labeled with sample type, station ID, date, time of collection, and the individual who performed collection. Most samples are frozen (to prevent spoilage odor) before being shipped to GEL for analysis.



DCPP from Diablo Cove

Table 3-8: Marine Flora

Number of Representative Samples and Sample Locations	Sampling Stations	Collection Frequency	Type of Analysis	Required or Supplemental
One sample of kelp	DCM, PON, POS, and 7C2	Quarterly (when available)	Gamma isotopic	Supplemental
One sample of intertidal algae	DCM and 7C2	Quarterly (when available)	Gamma isotopic	Supplemental

Table 3-9: Fish and Invertebrates

Number of Representative Samples and Sample Locations	Sampling Stations	Collection Frequency	Type of Analysis	Required or Supplemental
One sample of rock fish (family Sebastes) and one sample of perch (family Embiotocidae)	DCM and 7C2	Quarterly (grab sample)	Gamma isotopic analysis on edible portions of each sample.	Required
One sample of rock fish(family Sebastes) and one sample of perch (family Embiotocidae)	PON and POS	Quarterly (grab sample)	Gamma isotopic analysis on edible portions of each sample.	Supplemental
One sample of mussel (family Mytilus)	DCM and 7C2	Quarterly (grab sample)	Gamma isotopic analysis on edible portions of each sample.	Required
One sample of mussel (family Mytilus)	PON	Annual (grab sample)	Gamma isotopic analysis on edible portions of each sample.	Supplemental
One sample of mussel (family Mytilus)	POS	Quarterly (grab sample)	Gamma isotopic analysis on edible portions of each sample.	Supplemental
One sample of locally harvested market fish.	7D3 OR 2F1 (should alternate between locations)	Quarterly (grab sample)	Gamma isotopic analysis on edible portions of each sample.	Supplemental

Table 3-10: Ocean Sediment and Beach Sand

Number of Representative Samples and Sample Locations	Sampling Stations	Collection Frequency	Type of Analysis	Required or Supplemental
One sample of offshore ocean sediment from Diablo Cove and Rattlesnake Canyon.	DCM and 7C2	Annual (grab sample)	Gamma isotopic	Required
One sample of offshore ocean sediment from Diablo Cove and Rattlesnake Canyon.	DCM and 7C2	Annual (grab sample)	Total Sr 89/90, Fe-55, and Ni-63	Supplemental
One sample from each of five local recreational beaches.	AVA, MDO, PMO, CYA, and CBA	Semi- Annual (grab sample)	Gamma isotopic, Total Sr 89/90, Fe-55, and Ni-63	Supplemental

3.2.5 Food Crops

Broadleaf food vegetation is required to be collected at the nearest off-site locations of the highest calculated annual average ground level D/Q (deposition coefficient) within 5 miles of DCP. Unfortunately, there is no broadleaf food vegetation available that satisfies this requirement. Because these food products are unavailable, the DCP REMP conducts additional weekly air sampling in the SE (station 8S2) and NNW (station 1S1) sectors.

Additional representative samples of food crops (in season) are collected monthly from supplemental stations: Cal Poly Farm (5F2), Kawaoka Farm in Arroyo Grande (7G1), Mello Farm (7C1) along the DCP site access road, and quarterly from local gardens (3C1, 6C1, and 7E1). The vegetation samples at 5F2, 7G1, 7C1, 3C1, and 7E1 are collected by DCP personnel and immediately sealed in plastic bags. The quarterly garden vegetation sample at 6C1 is provided by the land occupant (due to difficulty of property access and occupant requested privacy) to DCP personnel.

Table 3-11: Broadleaf Vegetation¹

Number of Representative Samples and Sample Locations	Sampling Stations	Collection Frequency	Type of Analysis	Required or Supplemental
Three samples of broadleaf vegetation grown nearest off-site locations of highest calculated annual average ground level D/Q. If milk sampling is not performed.		Monthly (when available)	Gamma isotopic analysis (that includes I-131) on edible portion.	Required
One sample of each of the similar broadleaf vegetation grown 15 to 30 km distant in the least prevalent wind direction. If milk sampling is not performed.		Monthly (when available)	Gamma isotopic analysis (that includes I-131) on edible portion.	Required

Table 3-12: Vegetative Crops

Number of Representative Samples and Sample Locations	Sampling Stations	Collection Frequency	Type of Analysis	Required or Supplemental
One sample of broadleaf vegetation or vegetables or fruit.	5F2, 7C1, 7G1	Monthly (when available)	Gamma isotopic analysis on edible portion.	Supplemental
One sample of broadleaf vegetation or vegetables or fruit.	3C1, 6C1, 7E1	Quarterly (as provided by land owner)	Gamma isotopic analysis on edible portion.	Supplemental

¹ If broadleaf vegetation is unavailable, additional air sampling as specified in Table 3-2 and Table 3-3 will be done in the NNW (station 1S1) and SE (station 8S2) sectors.

3.2.6 Milk

There are currently no animals within the 5 mile vicinity of the site utilized for milk consumption by humans. However, supplemental samples of cow milk are collected monthly from the Cal Poly Farm (5F2) which is approximately 13 miles from DCPD.

Three 1-gallon plastic containers of milk are collected each sampling period by DCPD personnel. Forty grams of sodium bisulfite preservative are added to each gallon of milk sample. The containers are sealed and shaken thoroughly to distribute the preservative. The containers are labeled with sample type, station ID, collection date, collection time, and the individual who performs collection. The samples are then express-shipped (due to the short half-life of I-131) to GEL for analysis.

Table 3-13: Milk Samples¹.

Number of Representative Samples and Sample Locations	Sampling Stations	Collection Frequency	Type of Analysis	Required or Supplemental
<p>Samples from milking animals in three locations within 5 km distance having the highest dose potential. If there are none, then one sample from milking animals in each of three areas between 5 to 8 km distance where doses are calculated to be greater than 1 mrem per year. One sample from milking animals at a control location 15 to 30 km distant and in the least prevalent wind direction.</p> <p>NOTE: The sample (5F2) should be taken monthly even if there are no indicator samples available.</p>	5F2	Semimonthly when animals are on pasture; monthly at other times.	Gamma isotopic and I-131 analysis.	Supplemental

3.2.7 Meat

A rancher routinely grazes (free range, grass fed) cattle within three miles of the site boundary between the northwest clockwise to east sectors. This livestock meat will then be offered at local farmer's markets and private distribution. Because it is possible for this vendor to provide an individual's sole source of annual meat consumption, this meat sampling is included in the REMP. REMP personnel obtain commercially packaged meat samples directly from the vendor. Gamma isotopic and total strontium-89/90 analyses are performed on the meat. The REMP station codes are BCM, BGM, and BSM.

Control station free range, grass fed meat samples are obtained from ranches outside the influence of DCPD. This meat is purchased by REMP personnel from local butcher shops and markets. The control station meat consists of Hearst Ranch ground beef which is located approximately 37 miles NNW of the

¹ The Branch Technical Position (Nov 79) states, "Any location from which milk can no longer be obtained may be dropped from the surveillance program after notifying the NRC in writing that they are no longer obtainable at that location". Although milk sampling performed at 5F2 is outside the 5-mile radius and is supplemental to the REMP, this notification should take place if 5F2 milk sampling ceases.

DCCP site, and Templeton Hills ground beef which is located approximately 34 miles NNE of the site. The REMP station code is CCM (Control Cow Meat).

The meat is packaged by the livestock owners or commercial processors. The unopened packages are then placed into large over-pack zip-lock bags. Each bag is labeled with sample type, station ID, collection date, collection time, and the individual who performs the collection. The samples are then frozen and shipped to GEL for isotopic analysis.

Table 3-14: Meat Samples.

Number of Representative Samples and Sample Locations	Sampling Stations	Collection Frequency	Type of Analysis	Required or Supplemental
One sample of each species (cow, goat, sheep, deer, or pig) of edible meat portion slaughtered for personal consumption (not mass market).	BCM, BGM, BSM, JDM, JPM, ACM, ADM, APM, CCM	Quarterly (as available and provided by landowners within 8 km of plant site)	Gamma isotopic analysis, and Total Sr 89/90 on edible portion.	Supplemental



Ranchers near station 7C1

Table 3-15: Distances and directions to environmental monitoring stations.

Station Code	Station Name	Radial Direction** (Degrees)	Radial Distance From Plant** (km)	Radial Distance From Plant** (miles)
0S1	Exclusion Fence-Northwest Corner	320	0.16	0.1
0S2	North Gate	320	0.8	0.5
1S1	Wastewater Pond	330	0.64	0.4
2S1	Back Road-300 m North of Plant	0	0.32	0.2
3S1	Road NW of 230 kV Switchyard	23	0.64	0.4
4S1	Back Road Between Switchyards	43	0.8	0.5
5S1	500 kV Switchyard	58	0.64	0.4
5S2	Diablo Creek Weir	65	0.96	0.6
5S3	Microwave Tower Road	70	1.02	0.7
6S1	Microwave Tower	94	0.8	0.5
7S1	Overlook Road	112	0.48	0.3
8S1	Target Range	125	0.8	0.5
8S2	Southwest Site Boundary	128	1.76	1.1
8S3	DCSF 96-1 (monitor well)	140	0.64	0.4
9S1	South Cove	167	0.64	0.4
MT1*	Meteorological Tower	185	0.32	0.2
DCM*	Diablo Cove Marine	249	0.44	0.27
WN1*	Northwest Guard Shack	290	0.32	0.2
WN2*	Diablo Creek Outlet	283	0.25	0.15
1A1	Crowbar Canyon	327	2.56	1.6
1A2	Blanchard Spring	331	2.4	1.5
0B1	Point Buchon	325	5.76	3.6
1C1	Montana de Oro Campground	336	7.52	4.7
3C1	Ranch Vegetation	20	7.16	4.5
4C1	Clark Valley Gravel Pit	45	9.28	5.8
5C1	Junction Prefumo/See Canyon Roads	64	7.52	4.7
6C1	Household Garden	98	7.24	4.5
7C1	Pecho Creek Ruins (Mello Farm)	120	6.56	4.1
7C2	Rattlesnake Canyon	124	7.52	4.7
2D1	Sunnyside School	10	11.04	6.9
3D1	Clark Valley	24	9.92	6.2
4D1	Los Osos Valley Road	36	12.16	7.6
6D1	Junction See/Davis Canyon Roads	89	13.4	8.3
7D1	Avila Gate	118	10.56	6.6
7D2	Avila Beach	110	12.16	7.6
7D3	Avila Pier	120	11.0	6.9
7E1	Avila Valley Barn	103	13.94	8.66
2F1	Morro Bay (Commercial Landing)	0	17.44	10.9
2F2	Morro Bay Power Plant	358	17.9	11.2
5F1	SLO OEL	79	16.41	10.2
5F2	Cal Poly Farm	60	20.16	12.6

Station Code	Station Name	Radial Direction** (Degrees)	Radial Distance From Plant** (km)	Radial Distance From Plant** (miles)
5F3	SLO County Health Department	70	20.32	12.7
7F1	Shell Beach	110	17.28	10.8
7G1	Arroyo Grande (Kawaoka Farm)	115	26.88	16.8
7G2	Oceano Substation	118	27.68	17.3
AVA*	Avila Beach (near pier)	109	11.75	7.3
CBA*	Cambria Moonstone Beach	330	45.86	28.5
CYA*	Cayucos Beach (near pier)	350	26.87	16.7
DY1*	Drywell 115'	77	0.041	0.026
DW1*	Drinking Water (Plant Potable Water Sys)	161	0.59	0.37
GW1*	Groundwater Monitoring Well 1	271	0.15	0.09
GW2*	Groundwater Monitoring Well 2	195	0.21	0.13
IS1-IS8*	ISFSI	59	0.38	0.23
MDO*	Montana de Oro (Spooners Cove)	336	7.56	4.7
OW1*	Observation Well 01	336	0.07	0.046
OW2*	Observation Well 02	157	0.07	0.045
OEL*	Offsite Emergency Lab	79	16.41	10.2
OUT*	Plant Outfall	229	0.15	0.01
PMO*	Pismo Beach (near pier)	113	20.76	12.9
PON*	Pacific Ocean North of Diablo Cove	287	0.56	0.35
POS*	Pacific Ocean South of Diablo Cove	176	0.7	0.44
WW2*	Water Well 02	70	1.02	0.63
BCM*	Blanchard (Farm) Cow Meat	320	1.94	1.2
BGM*	Blanchard (Farm) Goat Meat	320	1.94	1.2
BSM*	Blanchard (Farm) Sheep Meat	320	1.94	1.2
CCM*	Control Cow Meat	328	59.5	37
JDM*	Johe (Property) Deer Meat	21	5.24	3.26

*Station does not follow the coding system

**The reference point used is the dome of Unit 1 containment

Station Code (XYZ):

X - (0-9) represents the radial sector in which the station is located:

0 - Northwest	5 - East-northeast
1 - North-northwest	6 - East
2 - North	7 - East-southeast
3 - North-northeast	8 - Southeast
4 - Northeast	9 - South-southeast

Y - (S, A-H) represents the distance from the plant:

S - On-site	E - 8-10 miles from plant
A - 0-2 miles from plant (but off-site)	F - 10-15 miles from plant
B - 2-4 miles from plant	G - 15-20 miles from plant
C - 4-6 miles from plant	H - Greater than 20 miles from plant
D - 6-8 miles from plant	

Z - Represents the station number within the zone.

Table 3-16: Detection Capabilities for Environmental Sample Analysis¹ and Lower Limits of Detection²

Analysis	Water (pCi/L)	Airborne Particulate or Gases (pCi/m ³)	Fish (pCi/kg, wet)	Milk (pCi/L)	Food Products (pCi/kg, wet)	Soil/Sediment (pCi/kg, dry) ³
Gross beta	4	0.01				
H-3	400 ⁴					11,000
Mn-54	15		130			150
Fe-59	30		260			300
Co-58	15		130			150
Co-60	15		130			150
Zn-65	30		260			300
Zr-95	30					300
Nb-95	15					150
I-131	1 ⁵	0.07		1	60	
Cs-134	15	0.05	130	15	60	150
Cs-137	18	0.06	150	18	80	180
Ba-140	60			60		600
La-140	15			15		150

¹ The gamma emitters and corresponding LLD values listed are derived from standard ODCM guidance for environmental samples as found in NUREG-1301, Table 4.12-1. This list does not mean that only these nuclides are to be considered. Other peaks that are identifiable, together with those of the above nuclides, are also analyzed and reported in the Annual Radiological Environmental Operating Report.

² The LLD is defined, for purposes of these specifications, as the *a priori* analysis "process" that will yield a net count, above system background, that will be detected with 95 percent probability with only 5 percent probability of falsely concluding that a blank observation represents a "real" signal for the above concentration of radioactive material in a sample.

³ The gamma emitters LLD values listed for soil/sediment are derived from the Cs-134/137 10:1 ratio established in the environmental LLDs in NUREG-1301, Table 4.12-1.

⁴ If no drinking water pathway exists, a value of 3,000 pCi/L may be used for tritium. All groundwater wells should use the 400 pCi/L tritium value regardless of drinking water use.

⁵ The LLD value of 1 pCi/L for I-131 is applicable only to sources used as drinking water. If no drinking water pathway exists, a value of 15 pCi/L may be used for I-131.

Table 3-16 Notations

For a particular measurement system, which may include radiochemical separation:

$$LLD = \frac{4.66s_b}{E \times V \times 2.22 \times Y \times \exp(-\lambda t)}$$

Where:

LLD = the "a priori" the lower limit of detection as defined above (as pCi per unit mass or volume)

S_b = the standard deviation of the background counting rate or of the counting rate of a blank sample as appropriate (as counts per minute)

E = the counting efficiency (as counts per transformation)

V = the sample size (in units of mass or volume)

2.22 = the number of transformations per minute per pico-curie

Y = the fractional radiochemical yield (when applicable)

λ = the radioactive decay constant for the particular radionuclide

t = the elapsed time between sample collection (or end of the sample collection period) and time of counting

The value of S_b used in the calculation of the LLD for a detection system will be based on the actual observed variance of the background counting rate or of the counting rate of the blank samples (as appropriate) rather than on an unverified theoretically predicted variance. In calculating the LLD for a radionuclide determined by gamma-ray spectrometry, the background will include the typical contributions of other radionuclides normally present in the samples (e.g., potassium-40 in milk samples).

Analyses will be performed in such a manner that the stated LLDs will be achieved under routine conditions. Occasionally background fluctuations, unavoidably small sample sizes, the presence of interfering nuclides, or other uncontrollable circumstances may render these LLDs unachievable. In such cases, the contributing factors will be identified and described in the Annual Environmental Radiological Operating Report.

Typical values of E, V, Y and t should be used in the calculation. It should be recognized that the LLD is defined as an *a priori* limit representing the capability of a measurement system and not as the *a posteriori* limit for a particular measurement.

Table 3-17: Reporting Levels for Radioactivity Concentrations in Environmental Samples

Analysis	Water (pCi/L)	Airborne Particulate or Gases (pCi/m ³)	Fish (pCi/kg, wet)	Milk (pCi/L)	Food Products (pCi/kg, wet)
H-3	20,000 ¹				
Mn-54	1,000		30,000		
Fe-59	400		10,000		
Co-58	1,000		30,000		
Co-60	300		10,000		
Zn-65	300		20,000		
Zr-Nb-95	400				
I-131	2 ²	0.9		3	100
Cs-134	30	10	1,000	60	1,000
Cs-137	50	20	2,000	70	2,000
Ba-La-140	200			300	

¹ For drinking water samples. This is the 40 CFR 141 value. If no drinking water pathway exists, a value of 30,000 pCi/L may be used.

² If no drinking water pathway exists, a value of 20 pCi/L may be used.



Sea Lions on Lion Rock

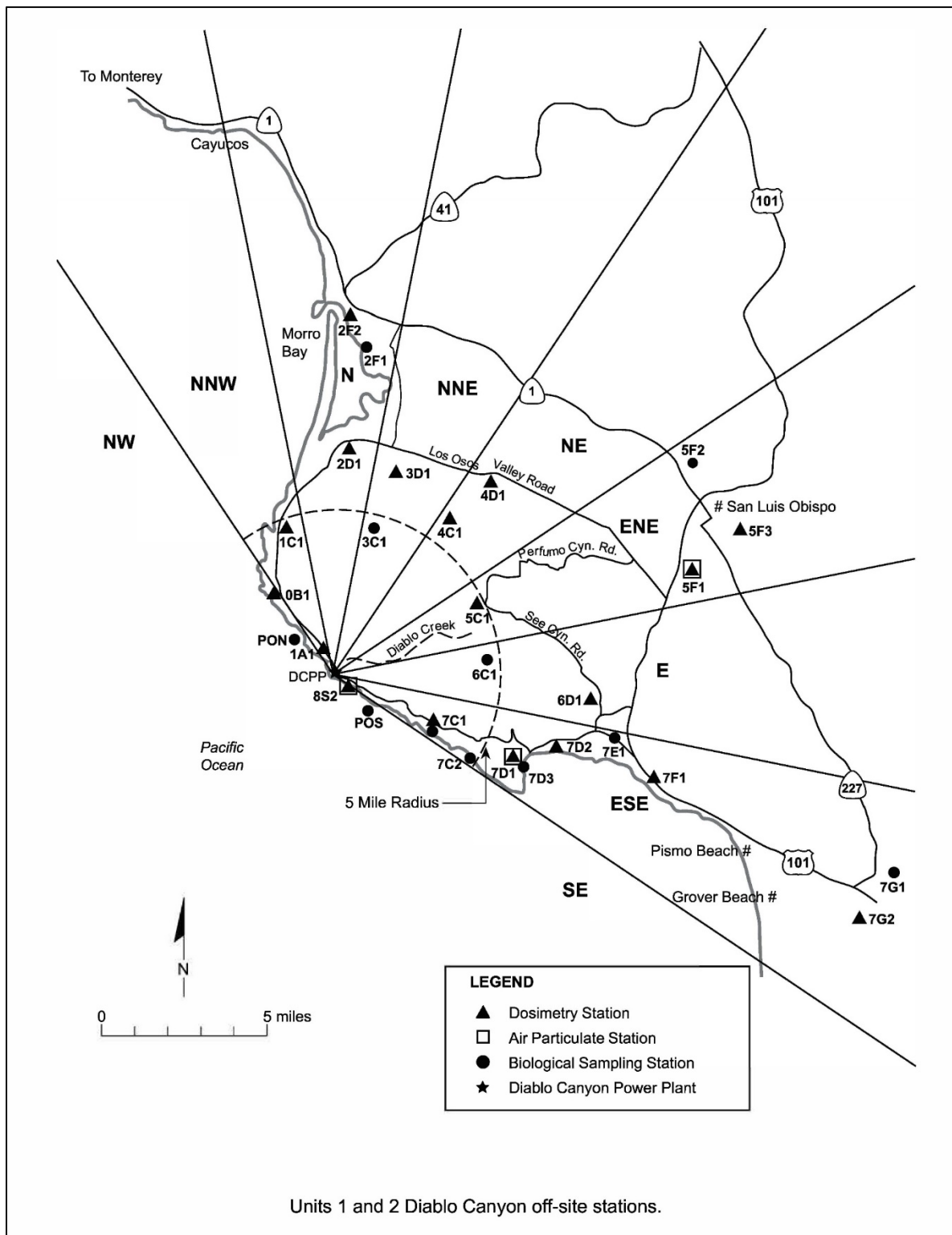


Figure 2: Diablo Canyon Off-site Stations.

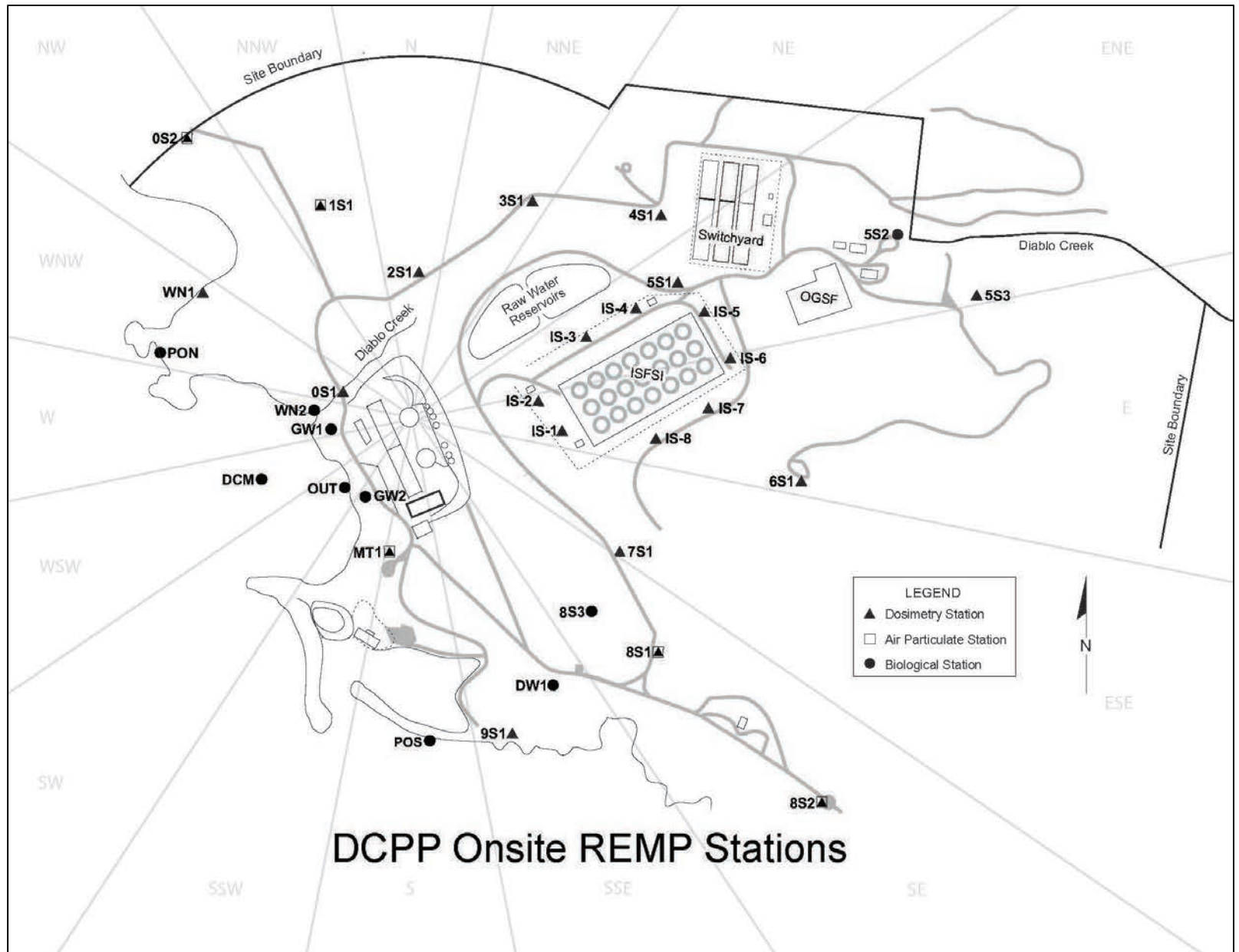


Figure 3: Diablo Canyon Onsite REMP Stations

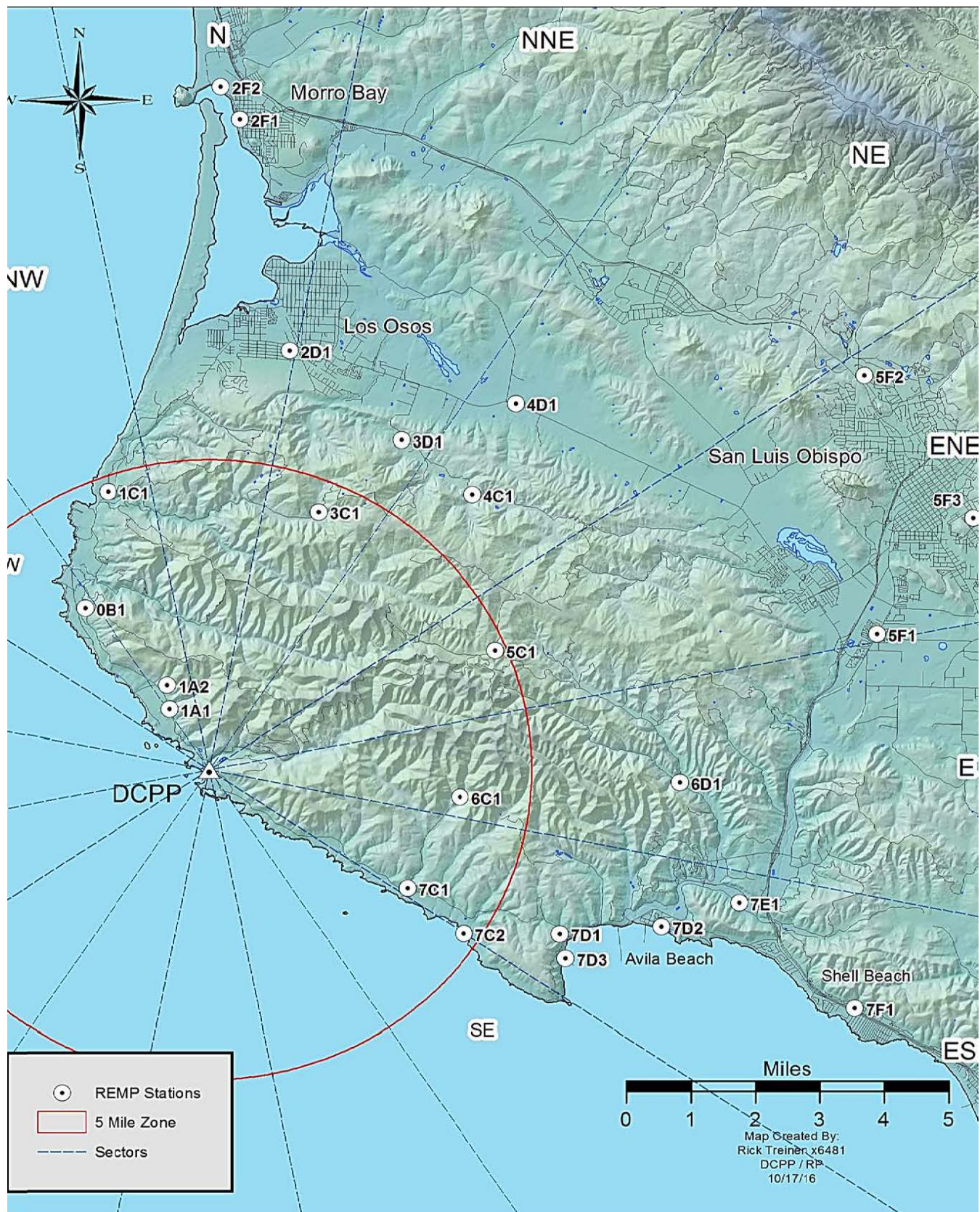


Figure 4: Relief map showing REMP stations

4 Radiological Data - Summary Tables

This section provides tables that summarize the analytical results of the environmental samples collected over the entirety of the monitoring period. The results are presented in a format similar to that prescribed in the NRC's Radiological Assessment Branch Technical Position on Environmental Monitoring, Revision 1, November 1979 (NUREG-1301). Each table is sample matrix specific and the total numbers of analyses for each radionuclide are provided. Additionally, the number of measurements which exceeded the NRC Notification Reporting Levels found in Table 3-17 of this report are provided.

The *a posteriori* Minimum Detectable Concentration (MDC) listed for each analysis in Section 12 is used as the detection evaluation point for each sample collected. A sample was considered to yield a "detectable measurement" when the result concentration exceeded the associated MDC value for that analysis. The MDC was calculated by the laboratory with each analysis (*a posteriori*) and incorporated conditions observed at the laboratory during the analysis. The *a posteriori* MDC equation used by the environmental lab is the same as the *a priori* Lower Limit of Detection (LLD) equation specified in NUREG-1301.

Additionally, the tables provide the mean of all detectable sample results analyzed for the specified radionuclide/ media type, the range, and the total number of detectable samples of all the samples counted:

- The mean value consists of the average of detectable concentrations.
- The lowest and highest detected concentration values are listed as the range.
- The number of detectable measurements along with the total number of measurements are listed. For example, (4/20) would indicate that 4 of the 20 samples collected (for that sample type and that radionuclide) contained detectable radioactivity.

The radionuclides reported in this section represent those that:

- have an LLD requirement in Table 3-16, or a Reporting Level listed in Table 3-17
- are of specific interest for any other reason

For gamma isotopic analyses, the following radionuclides were analyzed for and reported if detected:

Ac-228	Bi-214	Cs-134	Nb-95	Ru-106
Ag-108m	Ce-141	Cs-137	Pb-210	Sb-124
Ag-110m	Ce-144	Fe-59	Pb-212	Sb-125
Am-241	Co-57	I-131	Pb-214	Th-234
Ba-140	Co-58	K-40	Ra-224	Tl-208
Be-7	Co-60	La-140	Ra-226	Zn-65
Bi-212	Cr-51	Mn-54	Ru-103	Zr-95

Table 4-1: Direct Radiation

Name of Facility: Diablo Canyon Power Plant

Location: San Luis Obispo County, California

Medium or Pathway Sampled (Unit of Measure): **Direct Radiation (mrem/std qtr)**

Report Period: 1/1/21 - 12/31/21

Type and Total Number of Analyses Performed	Lower Limit of Detection ^(A) (LLD)	Indicator with Highest Annual Mean Name, Distance, and Direction Mean ^(B) Range ^(B)	All Indicator Locations Mean ^(B) Range ^(B)	All Control Locations Mean ^(B) Range ^(B)	Number of Reportable Occurrences
Direct Radiation (mrem/std quarter)					
			See Table 2.2	2F2, 4D1, 5F1	
Env TLD Badges ^(C) (384)	6 mrem/qtr	None Detected (0 / 348)	None Detected (0 / 348)	None Detected (0 / 36)	0
IS4, 0.3 mi, 65°					
			IS1 - IS8		
ISFSI TLDs ^(D) (96)	6 mrem/qtr	78.7; 75.1 - 82.5 (12 / 12)	33.9; 16.3 - 82.5 (60 / 96)	N/A	0

Table Notation:

(A) Sensitivity of TLD system using ANSI/HPS N13.37-2014 methodology

(B) Mean and range based upon detectable measurements only. Fraction of detectable measurements at specified locations is indicated in parenthesis e.g. , (10/12) means 10 samples out of 12 collected showed exposure above historical background and the TLD sensitivity.

(C) 96 Env TLD badges are distributed quarterly at 32 locations (29 indicator stations and 3 control stations). Each quarter there are 3 badges exposed per station.

(D) 24 ISFSI Env TLD badges distributed quarterly at 8 locations surrounding the ISFSI protected area and within the site boundary. Each quarter 3 badges exposed per station.

Table 4-2: Airborne

Name of Facility: Diablo Canyon Power Plant

Location: San Luis Obispo County, California

Medium or Pathway Sampled: **Airborne**

Report Period: 1/1/21 - 12/31/21

Type and Total Number of Analyses Performed	Lower Limit of Detection ^(A) (LLD)	Indicator with Highest Annual Mean Name, Distance, and Direction Mean ^(B) Range ^(B)	All Indicator Locations Mean ^(B) Range ^(B)	All Control Locations Mean ^(B) Range ^(B)	Number of Reportable Occurrences
Iodine (364)					
I-131 (pCi/m³)	0.07	None Detected (0/312)	None Detected (0/312)	None Detected (0/52)	0
Air Particulates (364)					
		7D1, 6.6 mi, 118°	0S2, 1S1, 7D1, 8S1, 8S2, MT1	5F1, 10.2 mi, 79°	
Gross Beta (pCi/m³)	0.01	1.94E-2; 3.37E-3 to 7.57E-2 (52/52)	1.83E-2; 2.30E-3 to 9.14E-2 (312/312)	2.18E-2; 6.41E-3 to 8.58E-2 (52/52)	0
Gamma Isotopic ^(C) (28)					
Cs-134 (pCi/m³)	0.05	None Detected (0/24)	None Detected (0/24)	None Detected (0/4)	0
Cs-137 (pCi/m³)	0.06	None Detected (0/24)	None Detected (0/24)	None Detected (0/4)	0
Air Carbon-14 (156)					
		8S1, 0.5 mi, 125°	0S2, 8S1	5F1	
Carbon-14 (μCi/m³)	1.00E-06	2.07E-7; 2.07E-7 (1/52)	2.07E-7; 2.07E-7 (1/104)	None Detected (0/52)	0

Table Notation:

(A) Unless specified, all required LLDs were met in accordance with Table 2.3

(B) Mean and range based upon detectable measurements only. Fraction of detectable measurements at specified locations is indicated in parenthesis e.g. , (10/12) means 10 samples out of 12 collected showed activity.

(C) These gamma isotopic samples are quarterly composite samples of all weekly particulate air sample filters. Approximately 13 particulate filters for each REMP location. Plant related radionuclides, not naturally occurring isotopes.

Table 4-3: Surface Water

Name of Facility: Diablo Canyon Power Plant

Location: San Luis Obispo County, California

Medium or Pathway Sampled (Unit of Measure): **Surface Water (pCi/Liter)**

Report Period: 1/1/21 - 12/31/21

Report Period: 1/1/21 12/31/21

Type and Total Number of Analyses Performed	Lower Limit of Detection ^(A) (LLD)	Location with Highest Annual Mean		All Indicator Locations Mean ^(B) , Range ^(B)	All Control Locations Mean ^(B) , Range ^(B)	Number of Reportable Occurrences
		Name, Distance, and Direction	Mean ^(B) , Range ^(B)			
Gamma Isotopic (37)				1A2, 5S2, DW1, WN2	OEL, 10.2 mi, 79°	
Mn-54	15	none detected (0 / 24)		none detected (0 / 24)	none detected (0 / 13)	0
Fe-59	30	none detected (0 / 24)		none detected (0 / 24)	none detected (0 / 13)	0
Co-58	15	none detected (0 / 24)		none detected (0 / 24)	none detected (0 / 13)	0
Co-60	15	none detected (0 / 24)		none detected (0 / 24)	none detected (0 / 13)	0
Zn-65	30	none detected (0 / 24)		none detected (0 / 24)	none detected (0 / 13)	0
Zr-95	30	none detected (0 / 24)		none detected (0 / 24)	none detected (0 / 13)	0
Nb-95	15	none detected (0 / 24)		none detected (0 / 24)	none detected (0 / 13)	0
I-131	15	none detected (0 / 24)		none detected (0 / 24)	none detected (0 / 13)	0
Cs-134	15	none detected (0 / 24)		none detected (0 / 24)	none detected (0 / 13)	0
Cs-137	18	none detected (0 / 24)		none detected (0 / 24)	none detected (0 / 13)	0
Ba-140	60	none detected (0 / 24)		none detected (0 / 24)	none detected (0 / 13)	0
La 140	15	none detected (0 / 24)		none detected (0 / 24)	none detected (0 / 13)	0
Additional Analysis (37)						
Gross Beta	100	DCM, 0.27 mi, 249°	353, 146-1560 (12/12)	348, 146-1560 (24/24)	267, 198-371 (13/13)	0
Fe-55	200	none detected (0 / 24)		none detected (0 / 24)	none detected (0 / 13)	0
Ni-63	50	none detected (0 / 24)		none detected (0 / 24)	none detected (0 / 13)	0
Tritium H-3	400	none detected (0 / 24)		none detected (0 / 24)	none detected (0 / 13)	0
Total Sr 89/90	10	none detected (0 / 24)		none detected (0 / 24)	none detected (0 / 13)	0

Table Notation:

(A) Unless specified, all required LLDs were met in accordance with Table 2.3

(B) Mean and range based upon detectable measurements only. Fraction of detectable measurements at specified locations is indicated in parenthesis e.g. , (10/12) means 10 samples out of 12 collected showed activity.

Table 4-4: Drinking Water

Name of Facility: Diablo Canyon Power Plant

Location: San Luis Obispo County, California

Medium or Pathway Sampled (Unit of Measure): **Drinking Water (pCi/Liter)**

Report Period: 1/1/21 - 12/31/21

Report Period: 1/1/11 12/31/11

Type and Total Number of Analyses Performed	Lower Limit of Detection ^(A) (LLD)	Location with Highest Annual Mean		All Indicator Locations Mean ^(B) , Range ^(B)	All Control Locations Mean ^(B) , Range ^(B)	Number of Reportable Occurrences
		Name, Distance, and Direction	Mean ^(B) , Range ^(B)			
Gamma Isotopic (44)				1A2, 5S2, DW1, WN2	OEL, 10.2 mi, 79°	
Mn-54	15	none detected (0 / 32)		none detected (0 / 32)	none detected (0 / 12)	0
Fe-59	30	none detected (0 / 32)		none detected (0 / 32)	none detected (0 / 12)	0
Co-58	15	none detected (0 / 32)		none detected (0 / 32)	none detected (0 / 12)	0
Co-60	15	none detected (0 / 32)		none detected (0 / 32)	none detected (0 / 12)	0
Zn-65	30	none detected (0 / 32)		none detected (0 / 32)	none detected (0 / 12)	0
Zr-95	30	none detected (0 / 32)		none detected (0 / 32)	none detected (0 / 12)	0
Nb-95	15	none detected (0 / 32)		none detected (0 / 32)	none detected (0 / 12)	0
I-131	1	none detected (0 / 32)		none detected (0 / 32)	none detected (0 / 12)	0
Cs-134	15	none detected (0 / 32)		none detected (0 / 32)	none detected (0 / 12)	0
Cs-137	18	none detected (0 / 32)		none detected (0 / 32)	none detected (0 / 12)	0
Ba-140	60	none detected (0 / 32)		none detected (0 / 32)	none detected (0 / 12)	0
La 140	15	none detected (0 / 32)		none detected (0 / 32)	none detected (0 / 12)	0
Additional Analysis (44)						
Gross Beta	4	1A2, 1.5 mi, 331°	5.92, 1.57-10.0 (3/4)	4.95, 1.57-10.0 (11/32)	1.85, 1.25-2.73 (9/12)	0
Fe-55	200	none detected (0 / 32)		none detected (0 / 32)	none detected (0 / 12)	0
Ni-63	50	none detected (0 / 32)		none detected (0 / 32)	none detected (0 / 12)	0
Tritium H-3	400	none detected (0 / 32)		none detected (0 / 32)	none detected (0 / 12)	0
Total Sr 89/90	2	DW1, 0.37 mi, 161°	1.01 (1/12)	1.01 (1/32)	none detected (0 / 12)	0

Table Notation:

(A) Unless specified, all required LLDs were met in accordance with Table 2.3

(B) Mean and range based upon detectable measurements only. Fraction of detectable measurements at specified locations is indicated in parenthesis e.g. , (10/12) means 10 samples out of 12 collected showed activity.

Table 4-5: Mussels

Name of Facility: Diablo Canyon Power Plant

Location: San Luis Obispo County, California

Medium or Pathway Sampled (Unit of Measure): **Mussels (pCi/kg)**

Report Period: 1/1/21 - 12/31/21

Type and Total Number of Analyses Performed	Lower Limit of Detection ^(A) (LLD)	Indicator with Highest Annual Mean Name, Distance, and Direction Mean ^(B) Range ^(B)	All Indicator Locations Mean ^(B) Range ^(B)	All Control Locations Mean ^(B) Range ^(B)	Number of Reportable Occurrences
Gamma Isotopic (13)		DCM, PON, POS		7C2, 4.7 mi, 124°	
Mn-54	130	none detected (0 / 9)	none detected (0 / 9)	none detected (0 / 4)	0
Fe-59	260	none detected (0 / 9)	none detected (0 / 9)	none detected (0 / 4)	0
Co-58	130	none detected (0 / 9)	none detected (0 / 9)	none detected (0 / 4)	0
Co-60	130	none detected (0 / 9)	none detected (0 / 9)	none detected (0 / 4)	0
Zn-65	260	none detected (0 / 9)	none detected (0 / 9)	none detected (0 / 4)	0
Zr-95		none detected (0 / 9)	none detected (0 / 9)	none detected (0 / 4)	0
Nb-95		none detected (0 / 9)	none detected (0 / 9)	none detected (0 / 4)	0
I-131		none detected (0 / 9)	none detected (0 / 9)	none detected (0 / 4)	0
Cs-134	130	none detected (0 / 9)	none detected (0 / 9)	none detected (0 / 4)	0
Cs-137	150	none detected (0 / 9)	none detected (0 / 9)	none detected (0 / 4)	0
Ba-140		none detected (0 / 9)	none detected (0 / 9)	none detected (0 / 4)	0
La-140		none detected (0 / 9)	none detected (0 / 9)	none detected (0 / 4)	0

Table Notation:

(A) Unless specified, all required LLDs were met in accordance with Table 2.3

(B) Mean and range based upon detectable measurements only. Fraction of detectable measurements at specified locations is indicated in parenthesis e.g. , (10/12) means 10 samples out of 12 collected showed activity.

Table 4-6: Fish

Name of Facility: Diablo Canyon Power Plant

Location: San Luis Obispo County, California

Medium or Pathway Sampled (Unit of Measure): **Fish (pCi/kg)**

Report Period: 1/1/21 - 12/31/21

Type and Total Number of Analyses Performed	Lower Limit of Detection ^(A) (LLD)	Indicator with Highest Annual Mean Name, Distance, and Direction Mean ^(B) Range ^(B)	All Indicator Locations Mean ^(B) Range ^(B)	All Control Locations Mean ^(B) Range ^(B)	Number of Reportable Occurrences
Gamma Isotopic (46)		DCM, PON, POS		7C2, 2F1, 7D3	
Mn-54	130	none detected (0 / 32)	none detected (0 / 32)	none detected (0 / 14)	0
Fe-59	260	none detected (0 / 32)	none detected (0 / 32)	none detected (0 / 14)	0
Co-58	130	none detected (0 / 32)	none detected (0 / 32)	none detected (0 / 14)	0
Co-60	130	none detected (0 / 32)	none detected (0 / 32)	none detected (0 / 14)	0
Zn-65	260	none detected (0 / 32)	none detected (0 / 32)	none detected (0 / 14)	0
Zr-95		none detected (0 / 32)	none detected (0 / 32)	none detected (0 / 14)	0
Nb-95		none detected (0 / 32)	none detected (0 / 32)	none detected (0 / 14)	0
I-131		none detected (0 / 32)	none detected (0 / 32)	none detected (0 / 14)	0
Cs-134	130	none detected (0 / 32)	none detected (0 / 32)	none detected (0 / 14)	0
Cs-137	150	none detected (0 / 32)	none detected (0 / 32)	none detected (0 / 14)	0
Ba-140		none detected (0 / 32)	none detected (0 / 32)	none detected (0 / 14)	0
La-140		none detected (0 / 32)	none detected (0 / 32)	none detected (0 / 14)	0

Table Notation:

(A) Unless specified, all required LLDs were met in accordance with Table 2.3

(B) Mean and range based upon detectable measurements only. Fraction of detectable measurements at specified locations is indicated in parenthesis e.g. , (10/12) means 10 samples out of 12 collected showed activity.

Table 4-7: Algae

Name of Facility: Diablo Canyon Power Plant

Location: San Luis Obispo County, California

Medium or Pathway Sampled (Unit of Measure): **Algae* (pCi/kg)**

Report Period: 1/1/21 - 12/31/21

Type and Total Number of Analyses Performed	Lower Limit of Detection ^(A) (LLD)	Indicator with Highest Annual Mean Name, Distance, and Direction Mean ^(B) Range ^(B)	Indicator Locations Mean ^(B) Range ^(B)	All Control Locations Mean ^(B) Range ^(B)	Number of Reportable Occurrences
Gamma Isotopic (4)		DCM, 0.27 miles, 249°		7C2, 4.7 miles, 124°	
Mn-54		no algae available to sample	no algae available to sample	none detected (0 / 4)	0
Fe-59		no algae available to sample	no algae available to sample	none detected (0 / 4)	0
Co-58	80	no algae available to sample	no algae available to sample	none detected (0 / 4)	0
Co-60	80	no algae available to sample	no algae available to sample	none detected (0 / 4)	0
Zn-65		no algae available to sample	no algae available to sample	none detected (0 / 4)	0
Zr-95		no algae available to sample	no algae available to sample	none detected (0 / 4)	0
Nb-95		no algae available to sample	no algae available to sample	none detected (0 / 4)	0
I-131		no algae available to sample	no algae available to sample	none detected (0 / 4)	0
Cs-134	60	no algae available to sample	no algae available to sample	none detected (0 / 4)	0
Cs-137	80	no algae available to sample	no algae available to sample	none detected (0 / 4)	0
Ba-140		no algae available to sample	no algae available to sample	none detected (0 / 4)	0
La-140		no algae available to sample	no algae available to sample	none detected (0 / 4)	0

Table Notation:

(A) Unless specified, all required LLDs were met in accordance with Table 2.3

(B) Mean and range based upon detectable measurements only. Fraction of detectable measurements at specified locations is indicated in parenthesis e.g., (10/12)

means 10 samples out of 12 collected showed activity.

* These samples are supplemental samples.

Table 4-8: Kelp

Name of Facility: Diablo Canyon Power Plant

Location: San Luis Obispo County, California

Medium or Pathway Sampled (Unit of Measure): **Kelp* (pCi/kg)**

Report Period: 1/1/21 - 12/31/21

Type and Total Number of Analyses Performed	Lower Limit of Detection ^(A) (LLD)	Indicator with Highest Annual Mean Name, Distance, and Direction Mean ^(B) Range ^(B)	All Indicator Locations Mean ^(B) Range ^(B)	All Control Locations Mean ^(B) Range ^(B)	Number of Reportable Occurrences
Gamma Isotopic (16)		DCM, PON, POS		7C2, 4.7 mi, 124°	
Mn-54		none detected (0 / 12)	none detected (0 / 12)	none detected (0 / 4)	0
Fe-59		none detected (0 / 12)	none detected (0 / 12)	none detected (0 / 4)	0
Co-58	80	none detected (0 / 12)	none detected (0 / 12)	none detected (0 / 4)	0
Co-60	80	none detected (0 / 12)	none detected (0 / 12)	none detected (0 / 4)	0
Zn-65		none detected (0 / 12)	none detected (0 / 12)	none detected (0 / 4)	0
Zr-95		none detected (0 / 12)	none detected (0 / 12)	none detected (0 / 4)	0
Nb-95		none detected (0 / 12)	none detected (0 / 12)	none detected (0 / 4)	0
I-131		none detected (0 / 12)	none detected (0 / 12)	none detected (0 / 4)	0
Cs-134	60	none detected (0 / 12)	none detected (0 / 12)	none detected (0 / 4)	0
Cs-137	80	none detected (0 / 12)	none detected (0 / 12)	none detected (0 / 4)	0
Ba-140		none detected (0 / 12)	none detected (0 / 12)	none detected (0 / 4)	0
La-140		none detected (0 / 12)	none detected (0 / 12)	none detected (0 / 4)	0

Table Notation:

(A) Unless specified, all required LLDs were met in accordance with Table 2.3

(B) Mean and range based upon detectable measurements only. Fraction of detectable measurements at specified locations is indicated in parenthesis e.g. , (10/12) means 10 samples out of 12 collected showed activity.

* These samples are supplemental samples.

Table 4-9: Vegetative Crops

Name of Facility: Diablo Canyon Power Plant

Location: San Luis Obispo County, California

Medium or Pathway Sampled (Unit of Measure): **Vegetative Crops (pCi/kg)**

Report Period: 1/1/21 - 12/31/21

Type and Total Number of Analyses Performed	Lower Limit of Detection ^(A) (LLD)	Indicator with Highest Annual Mean Name, Distance, and Direction Mean ^(B) Range ^(B)	All Indicator Locations Mean ^(B) Range ^(B)	All Control Locations Mean ^(B) Range ^(B)	Number of Reportable Occurrences
Gamma Isotopic (52)			3C1, 5F2, 6C1, 7C1, 7E1	7G1, 16.8 mi, 115°	
Mn-54		None Detected (0 / 40)	None Detected (0 / 40)	None Detected (0 / 12)	0
Fe-59		None Detected (0 / 40)	None Detected (0 / 40)	None Detected (0 / 12)	0
Co-58		None Detected (0 / 40)	None Detected (0 / 40)	None Detected (0 / 12)	0
Co-60		None Detected (0 / 40)	None Detected (0 / 40)	None Detected (0 / 12)	0
Zn-65		None Detected (0 / 40)	None Detected (0 / 40)	None Detected (0 / 12)	0
Zr-95		None Detected (0 / 40)	None Detected (0 / 40)	None Detected (0 / 12)	0
Nb-95		None Detected (0 / 40)	None Detected (0 / 40)	None Detected (0 / 12)	0
I-131	60	None Detected (0 / 40)	None Detected (0 / 40)	None Detected (0 / 12)	0
Cs-134	60	None Detected (0 / 40)	None Detected (0 / 40)	None Detected (0 / 12)	0
Cs-137	80	None Detected (0 / 40)	None Detected (0 / 40)	None Detected (0 / 12)	0
Ba-140		None Detected (0 / 40)	None Detected (0 / 40)	None Detected (0 / 12)	0
La-140		None Detected (0 / 40)	None Detected (0 / 40)	None Detected (0 / 12)	0

Table Notation:

(A) Unless specified, all required LLDs were met in accordance with Table 2.3

(B) Mean and range based upon detectable measurements only. Fraction of detectable measurements at specified locations is indicated in parenthesis e.g. , (10/12) means

10 samples out of 12 collected showed activity.

Table 4-10: Milk

Name of Facility: Diablo Canyon Power Plant

Location: San Luis Obispo County, California

Medium or Pathway Sampled (Unit of Measure): **Milk (pCi/L)**

Report Period: 1/1/21 - 12/31/21

Type and Total Number of Analyses Performed	Lower Limit of Detection ^(A) (LLD)	Indicator with Highest Annual Mean Name, Distance, and Direction Mean ^(B) Range ^(B)	Indicator Locations Mean ^(B) Range ^(B)	All Control Locations Mean ^(B) Range ^(B)	Number of Reportable Occurrences
Iodine extraction (12)		5F2, 12.6 mi, 60°			
I-131	1	Not Applicable	Not Applicable	None Detected (0 / 12)	0
Gamma Isotopic (12)					
Mn-54		Not Applicable	Not Applicable	None Detected (0 / 12)	0
Fe-59		Not Applicable	Not Applicable	None Detected (0 / 12)	0
Co-58		Not Applicable	Not Applicable	None Detected (0 / 12)	0
Co-60		Not Applicable	Not Applicable	None Detected (0 / 12)	0
Zn-65		Not Applicable	Not Applicable	None Detected (0 / 12)	0
Zr-95		Not Applicable	Not Applicable	None Detected (0 / 12)	0
Nb-95		Not Applicable	Not Applicable	None Detected (0 / 12)	0
Cs-134	15	Not Applicable	Not Applicable	None Detected (0 / 12)	0
Cs-137	18	Not Applicable	Not Applicable	None Detected (0 / 12)	0
Ba-140	60	Not Applicable	Not Applicable	None Detected (0 / 12)	0
La-140	15	Not Applicable	Not Applicable	None Detected (0 / 12)	0
Total Sr 89/90 (12)	2	Not Applicable	Not Applicable	None Detected (0 / 12)	0

Table Notation:

(A) Unless specified, all required LLDs were met in accordance with Table 2.3

(B) Mean and range based upon detectable measurements only. Fraction of detectable measurements at specified locations is indicated in parenthesis e.g. , (10/12) means

10 samples out of 12 collected showed activity.

Table 4-11: Meat

Name of Facility: Diablo Canyon Power Plant

Location: San Luis Obispo County, California

Medium or Pathway Sampled (Unit of Measure): **Meat (pCi/kg)**

Report Period: 1/1/21 - 12/31/21

Type and Total Number of Analyses Performed	Lower Limit of Detection ^(A) (LLD)	Indicator with Highest Annual Mean Name, Distance, and Direction Mean ^(B) Range ^(B)	All Indicator Locations Mean ^(B) Range ^(B)	All Control Locations Mean ^(B) Range ^(B)	Number of Reportable Occurrences
Gamma Isotopic (8)			BCM, 1.5 mi, 331°	CCM, 37 mi, 328°	
Mn-54		none detected (0 / 3)	none detected (0 / 3)	none detected (0 / 5)	0
Fe-59		none detected (0 / 3)	none detected (0 / 3)	none detected (0 / 5)	0
Co-58		none detected (0 / 3)	none detected (0 / 3)	none detected (0 / 5)	0
Co-60		none detected (0 / 3)	none detected (0 / 3)	none detected (0 / 5)	0
Zn-65		none detected (0 / 3)	none detected (0 / 3)	none detected (0 / 5)	0
Zr-95		none detected (0 / 3)	none detected (0 / 3)	none detected (0 / 5)	0
Nb-95		none detected (0 / 3)	none detected (0 / 3)	none detected (0 / 5)	0
I-131	60	none detected (0 / 3)	none detected (0 / 3)	none detected (0 / 5)	0
Cs-134	60	none detected (0 / 3)	none detected (0 / 3)	none detected (0 / 5)	0
Cs-137	80	none detected (0 / 3)	none detected (0 / 3)	none detected (0 / 5)	0
Ba-140		none detected (0 / 3)	none detected (0 / 3)	none detected (0 / 5)	0
La-140		none detected (0 / 3)	none detected (0 / 3)	none detected (0 / 5)	0
Total Sr 89/90 (8)	500	none detected (0 / 3)	none detected (0 / 3)	none detected (0 / 5)	0

Table Notation:

(A) Unless specified, all required LLDs were met in accordance with Table 2.3

(B) Mean and range based upon detectable measurements only. Fraction of detectable measurements at specified locations is indicated in parenthesis,

e.g. (10/12) means 10 samples out of 12 collected showed activity.

Table 4-12: Ocean Sediment

Name of Facility: Diablo Canyon Power Plant

Location: San Luis Obispo County, California

Medium or Pathway Sampled (Unit of Measure): **Ocean Sediment (pCi/kg)**

Report Period: 1/1/21 - 12/31/21

Type and Total Number of Analyses Performed	Lower Limit of Detection ^(A) (LLD)	Indicator with Highest Annual Mean Name, Distance, and Direction Mean ^(B) Range ^(B)	Indicator Locations Mean ^(B) Range ^(B)	Control Locations Mean ^(B) Range ^(B)	Number of Reportable Occurrences
Gamma Isotopic (2)			DCM, 0.27 mi, 249°	7C2, 4.7 mi, 124°	
Mn-54	150	none detected (0 / 1)	none detected (0 / 1)	none detected (0 / 1)	0
Fe-59	300	none detected (0 / 1)	none detected (0 / 1)	none detected (0 / 1)	0
Co-58	150	none detected (0 / 1)	none detected (0 / 1)	none detected (0 / 1)	0
Co-60	150	none detected (0 / 1)	none detected (0 / 1)	none detected (0 / 1)	0
Zn-65	300	none detected (0 / 1)	none detected (0 / 1)	none detected (0 / 1)	0
Zr-95	300	none detected (0 / 1)	none detected (0 / 1)	none detected (0 / 1)	0
Nb-95	150	none detected (0 / 1)	none detected (0 / 1)	none detected (0 / 1)	0
I-131		none detected (0 / 1)	none detected (0 / 1)	none detected (0 / 1)	0
Cs-134	150	none detected (0 / 1)	none detected (0 / 1)	none detected (0 / 1)	0
Cs-137	180	none detected (0 / 1)	none detected (0 / 1)	none detected (0 / 1)	0
Ba-140	600	none detected (0 / 1)	none detected (0 / 1)	none detected (0 / 1)	0
La-140	150	none detected (0 / 1)	none detected (0 / 1)	none detected (0 / 1)	0
Fe-55 (2)	20,000	none detected (0 / 1)	none detected (0 / 1)	none detected (0 / 1)	0
Ni-63 (2)	4,000	none detected (0 / 1)	none detected (0 / 1)	none detected (0 / 1)	0
Total Sr 89/90 (2)	2,000	none detected (0 / 1)	none detected (0 / 1)	none detected (0 / 1)	0

Table Notation:

(A) Unless specified, all required LLDs were met in accordance with Table 2.3

(B) Mean and range based upon detectable measurements only. Fraction of detectable measurements at specified locations is indicated in parenthesis e.g. , (10/12) means 10 samples out of 12 collected showed activity.

Table 4-13: Beach Sand

Name of Facility: Diablo Canyon Power Plant

Location: San Luis Obispo County, California

Medium or Pathway Sampled (Unit of Measure): **Beach Sand (pCi/kg dry)**

Report Period: 1/1/21 - 12/31/21

Type and Total Number of Analyses Performed	Lower Limit of Detection ^(A) (LLD)	Indicator with Highest Annual Mean, Name, Distance, and Direction Mean ^(B) Range ^(B)	All Indicator Locations Mean ^(B) Range ^(B)	All Control Locations Mean ^(B) Range ^(B)	Number of Reportable Occurrences
Gamma Isotopic (10)			AVA, MDO, PMO, CYA	CBA, 28.5 mi, 330°	
Mn-54	150	none detected (0 / 8)	none detected (0 / 8)	none detected (0 / 2)	0
Fe-59	300	none detected (0 / 8)	none detected (0 / 8)	none detected (0 / 2)	0
Co-58	150	none detected (0 / 8)	none detected (0 / 8)	none detected (0 / 2)	0
Co-60	150	none detected (0 / 8)	none detected (0 / 8)	none detected (0 / 2)	0
Zn-65	300	none detected (0 / 8)	none detected (0 / 8)	none detected (0 / 2)	0
Zr-95	300	none detected (0 / 8)	none detected (0 / 8)	none detected (0 / 2)	0
Nb-95	150	none detected (0 / 8)	none detected (0 / 8)	none detected (0 / 2)	0
I-131		none detected (0 / 8)	none detected (0 / 8)	none detected (0 / 2)	0
Cs-134	150	none detected (0 / 8)	none detected (0 / 8)	none detected (0 / 2)	0
Cs-137	180	none detected (0 / 8)	none detected (0 / 8)	none detected (0 / 2)	0
Ba-140	600	none detected (0 / 8)	none detected (0 / 8)	none detected (0 / 2)	0
La-140	150	none detected (0 / 8)	none detected (0 / 8)	none detected (0 / 2)	0
Fe-55 (10)	20,000	none detected (0 / 8)	none detected (0 / 8)	none detected (0 / 2)	0
Ni-63 (10)	4,000	none detected (0 / 8)	none detected (0 / 8)	none detected (0 / 2)	0
Total Sr 89/90 (10)	2,000	none detected (0 / 8)	none detected (0 / 8)	none detected (0 / 2)	0

Table Notation:

(A) Unless specified, all required LLDs were met in accordance with Table 2.3

(B) Mean and range based upon detectable measurements only. Fraction of detectable measurements at specified locations is indicated in parenthesis e.g. , (10/12) means 10 samples out of 12 collected showed activity.

Table 4-14: Groundwater

Name of Facility: Diablo Canyon Power Plant

Location: San Luis Obispo County, California

Medium or Pathway Sampled (Unit of Measure): **Groundwater (pCi/L)**

Type and Total Number of Analyses Performed	Lower Limit of Detection ^(A) (LLD)	Location with Highest Annual Mean		All Indicator Locations Mean ^(B) , Range ^(B)	All Control Locations Mean ^(B) , Range ^(B)	Number of Reportable Occurrences
		Name, Distance, and Direction	Mean ^(B) , Range ^(B)			
Gamma Isotopic (8)				8S3, 0.4 mi, 140°	WW2, 0.63 mi, 70°	
Mn-54	15	none detected (0 / 4)		none detected (0 / 4)	none detected (0 / 4)	0
Fe-59	30	none detected (0 / 4)		none detected (0 / 4)	none detected (0 / 4)	0
Co-58	15	none detected (0 / 4)		none detected (0 / 4)	none detected (0 / 4)	0
Co-60	15	none detected (0 / 4)		none detected (0 / 4)	none detected (0 / 4)	0
Zn-65	30	none detected (0 / 4)		none detected (0 / 4)	none detected (0 / 4)	0
Zr-95	30	none detected (0 / 4)		none detected (0 / 4)	none detected (0 / 4)	0
Nb-95	15	none detected (0 / 4)		none detected (0 / 4)	none detected (0 / 4)	0
I-131	15	none detected (0 / 4)		none detected (0 / 4)	none detected (0 / 4)	0
Cs-134	15	none detected (0 / 4)		none detected (0 / 4)	none detected (0 / 4)	0
Cs-137	18	none detected (0 / 4)		none detected (0 / 4)	none detected (0 / 4)	0
Ba-140	60	none detected (0 / 4)		none detected (0 / 4)	none detected (0 / 4)	0
La 140	15	none detected (0 / 4)		none detected (0 / 4)	none detected (0 / 4)	0
Additional Analysis (8)						
Gross Beta	4	8S3, 0.4 mi, 140°	5.54, 3.25-8.56 (4/4)	5.54, 3.25-8.56 (4/4)	5.77, 3.10-8.24 (3/4)	0
Fe-55	200	none detected (0 / 4)		none detected (0 / 4)	none detected (0 / 4)	0
Ni-63	50	none detected (0 / 4)		none detected (0 / 4)	none detected (0 / 4)	0
Tritium H-3	400	none detected (0 / 4)		none detected (0 / 4)	none detected (0 / 4)	0
Total Sr 89/90	2	none detected (0 / 4)		none detected (0 / 4)	none detected (0 / 4)	0

Table Notation:

(A) Unless specified, all required LLDs were met in accordance with Table 2.3

(B) Mean and range based upon detectable measurements only. Fraction of detectable measurements at specified locations is indicated in parenthesis e.g. , (10/12) means 10 samples out of 12 collected showed activity.

Table 4-15: Monitoring Wells

Name of Facility: Diablo Canyon Power Plant

Location: San Luis Obispo County, California

Medium or Pathway Sampled (Unit of Measure): **Monitoring Wells (pCi/L)**

Report Period: 1/1/21 - 12/31/21

Report Period: 1/1/21 - 12/31/21						
Type and Total Number of Analyses Performed	Lower Limit of Detection ^(A) (LLD)	Location with Highest Annual Mean		All Indicator Locations Mean ^(B) , Range ^(B)	All Control Locations Mean ^(B) , Range ^(B)	Number of Reportable Occurrences
		Name, Distance, and Direction	Mean ^(B) , Range ^(B)			
Gamma Isotopic (16)				GW1, GW2, OW1, OW2	WW2, 0.63 mi, 70°	
Mn-54	15	none detected (0 / 12)		none detected (0 / 12)	none detected (0 / 4)	0
Fe-59	30	none detected (0 / 12)		none detected (0 / 12)	none detected (0 / 4)	0
Co-58	15	none detected (0 / 12)		none detected (0 / 12)	none detected (0 / 4)	0
Co-60	15	none detected (0 / 12)		none detected (0 / 12)	none detected (0 / 4)	0
Zn-65	30	none detected (0 / 12)		none detected (0 / 12)	none detected (0 / 4)	0
Zr-95	30	none detected (0 / 12)		none detected (0 / 12)	none detected (0 / 4)	0
Nb-95	15	none detected (0 / 12)		none detected (0 / 12)	none detected (0 / 4)	0
I-131	15	none detected (0 / 12)		none detected (0 / 12)	none detected (0 / 4)	0
Cs-134	15	none detected (0 / 12)		none detected (0 / 12)	none detected (0 / 4)	0
Cs-137	18	none detected (0 / 12)		none detected (0 / 12)	none detected (0 / 4)	0
Ba-140	60	none detected (0 / 12)		none detected (0 / 12)	none detected (0 / 4)	0
La 140	15	none detected (0 / 12)		none detected (0 / 12)	none detected (0 / 4)	0
Additional Analysis (16)						
Gross Beta	4	GW1, 0.9 mi, 271°	15.2, 8.63-21.1 (4/4)	12.3, 6.38-21.1 (10/12)	5.77, 3.10-8.24 (3/4)	0
Fe-55	200	none detected (0 / 12)		none detected (0 / 12)	none detected (0 / 4)	0
Ni-63	50	none detected (0 / 12)		none detected (0 / 12)	none detected (0 / 4)	0
Total Sr 89/90	2	none detected (0 / 12)		none detected (0 / 12)	none detected (0 / 4)	0
Tritium H-3	400	OW1, 0.046 mi, 336°	612, 480-887 (4/4)	612, 480-887 (4/12)	none detected (0 / 4)	0

Table Notation:

(A) Unless specified, all required LLDs were met in accordance with Table 2.3

(B) Mean and range based upon detectable measurements only. Fraction of detectable measurements at specified locations is indicated in parenthesis e.g. , (10/12) means 10 samples out of 12 collected showed activity.



Station PON

5 Analysis of Environmental Results

5.1 REMP Sampling Variance/Deviations

The DCPD Radiological Environmental Monitoring Program (REMP) allows for deviations in sampling "if samples are unobtainable due to hazardous conditions, seasonal unavailability, or malfunction of sampling equipment." Such deviations do not compromise the program's effectiveness as some deviations are anticipated in any radiological environmental monitoring program. The program includes both required and supplemental samples. This section will describe the variances/deviations for samples taken in 2021.

5.1.1 Direct Radiation

The last ISFSI campaign occurred during the third quarter of 2018 (3Q18). During that period, the ISFSI projects team added 9 spent fuel dry casks onto the DCPD ISFSI pad. This contributed to increases in station IS-3 through IS-7 exposures subsequent to that time frame. Since then, no additional casks have been added. As a result, 2021 exposures for all DCPD ISFSI environmental stations were consistent with those for the previous year.

During the review of 3rd quarter 2021 environmental TLD results by RP engineering, it was noted that there were no results for station 7C1 sent back from the TLD vendor. Further investigation resulted in the discovery that the 3rd quarter environmental TLDs were left in the TLD stanchion during 4th quarter. Labeling issues made it possible for human error during the change out. The 3rd quarter TLD was

removed during 1st quarter (2022) changeout and processed normally. The accumulated dose was normalized to the standard 91-day quarterly dose without issue. (SAPN 51138595)

A damaged TLD stanchion was discovered on 12/15/2021 at the 5S1 location (500 kV switchyard). It is presumed that the damage occurred during a heavy storm from 12/12/21 to 12/13/21 and discovered days later. It was found by an RP Engineer while performing other routine work that involves driving past its location on a weekly basis and was seen intact the previous week. It appeared that some equipment located adjacent to the stanchion had blown over and caused the damage. The TLDs inside the housing at the top of the stanchion were intact in their double plastic sleeving and free of moisture intrusion, and the suboptimal positioning for a couple days would not have affected the TLD results. (SAPN 51138596)

During a review of the 4th QTR. Environmental TLD result spreadsheet from Mirion there were six TLDs missing in the report:

Location	TLD Number
5S1 B DCP	1401483
8S2 B DCP	8214738
7G2 B DCP	8702136
4S1 B DCP	8883127
DCPP CONTROLS B DCP	8703736
T20 HB ISFSI A HB	8702150

The Mirion report was received 03/01/2022 which had a NOTE_CODE of "DAMAGED" on the TLDs listed above. Each location has a total of three TLDs so the remaining two TLDs from these locations were used to calculate the dose results. (SAPN 51142727)

5.1.2 Airborne Radioactivity

The 2021 mean percent availability for on-site and off-site particulate and iodine (P&I) air samplers was 99.9 percent. In other words, P&I air samplers were running 99.9 percent of the time. Less than 0.1 percent of run time could be attributed to equipment problems, filter exchanges, or calibration processes. If an individual air sample station's loss of run time exceeds 8 hours in a one-week period, a SAPN must be written to record the event per RCP EM-2. There was one REMP air sampler loss of run time event in 2021. For the week of 6/2/2021- 6/9/2021 a power outage occurred at the West Met Tower for maintenance causing a loss of power at station MT1 for approximately 15 hours (SAPN 51122252). This minimally effected the overall run time for that station.

Actual 2021 percent availabilities for each station are as follows:

- OS2 = 100 %
- 1S1 = 100 %
- 5F1 = 100 %
- 7D1 = 99.8 %
- 8S1 = 100 %
- 8S2 = 100 %
- MT1 = 99.7 %

General Engineering Labs and DCPD REMP personnel worked together to develop a method for sampling inorganic environmental airborne C-14 (as CO₂). Airborne C-14 supplemental sampling was performed weekly at stations 8S1 (SE Sector), 0S2 (NW Sector), and 5F1 (control station in San Luis Obispo) in 2021. It should be noted that while all other air sample analyses are reported in units of pCi/m³, C-14 lab data are reported in units of µCi/m³ within Section 12.

GEL has monitored C-14 samples from various locations around the US. In some instances, a very slight negative bias has been observed in annual data sets. The bias was not enough to mask any true positive detection of C-14. GEL believes this bias may be the result of the sorbent picking up other chemical species in the field during the week-long collection. These chemical species (possibly SO₂ or NO₂) could cause some quenching effects in the liquid scintillation analysis and varies by site location. This chemical interference created a net effect where some field cartridges were slightly lower in activity than laboratory blanks. The bias was less than the average two sigma method uncertainty and significantly less than the method average detection limit.

5.1.3 Marine Samples

DCM supplemental quarterly intertidal algae samples were unavailable during all of 2021. All remaining 2021 marine samples were collected as scheduled (including allowable variation).

In the past, the sampling of abalone was a supplemental sample to the REMP. The California Department of Fish and Game has since issued regulations prohibiting the collection of abalone along the central and southern coast of California. PG&E considers it unlikely that future collection of abalone will be allowed within the DCPD environs. The REMP has therefore ceased routine abalone sampling.

5.1.1 Terrestrial Samples

Supplemental Blanchard Sheep Meat (BSM) and Blanchard Goat Meat (BGM) were not available and were not provided by the rancher during all of 2021. Blanchard sheep and goats were not within 5 miles of the DCPD site in 2021. All other 2021 terrestrial samples were collected as scheduled (including allowable variation).

5.1.2 Surface Water, Drinking Water, and Groundwater

Shallow French drain DY1 quarterly sampling was removed from the ODCM in 2019 due to known collection of rain washout tritium coming from a monitored pathway that is already accounted for by the DCPD Radiological Effluent Controls Program. This is discussed in RIS2008-003. DY1, which is located inside the Radiological Controls Area, is pumped down annually to the DCPD Liquid Radwaste System after the rainy season and is sampled during pump down. The DY1 sample results are reported in Section 12 GEL Sample Results. Observation Well 02 (OW2) was dry and not collected during all four quarters of 2021. All remaining 2021 water samples were collected as scheduled (including allowable variation).

5.1.3 Replicate Samples

Replicate sampling is conducted within the REMP for program strength and quality. A replicate sample is an additional sample (same matrix type and station) taken independently from the original scheduled REMP sample. The replicate sample collection is performed by a different person and shipped to GEL to ensure independent analysis result correlation and method consistency.

Replicate samples were taken from:

- CBA – Cambria Beach Sand (2/10/21)
- 7C2 – Rattlesnake Canyon Seawater (5/5/21)

The results of the replicate analyses were within expected correlation of routine sampling.



View of DCP looking south

5.2 Comparison of Achieved LLDs With Requirements

For each analysis having a Lower Limit of Detection (LLD) requirement, criteria and process procedures were in place to achieve the calculated *a priori* LLD. Meeting those criteria satisfies the *a priori* LLD requirements. The *a posteriori* Minimum Detectable Concentration (MDC) for that analysis was also compared with the required *a priori* LLD. Table 3-16 of this report lists the required *a priori* LLDs for environmental sample analyses required by the DCP Radiological Environmental Monitoring Program. All required samples in 2021 met their LLD requirements.

5.3 Comparison of Results Against REMP Reporting Levels

NRC notification is required whenever a Reporting Level listed in Table 3-17 of this report is exceeded. Reporting Levels are the environmental concentrations that relate to the ALARA design dose objectives of 10 CFR 50, Appendix I. It should be noted that environmental isotopic concentrations were averaged over the calendar quarter for the purposes of this comparison, and that Reporting Levels applied only to DCPD plant related effluent radioactivity. No REMP NRC Reporting Levels were exceeded during the 2021 monitoring period.

5.4 Data Analysis by Media Type

The REMP data for each media type is discussed in this section. A sample was considered to yield a “detectable measurement” when the resultant concentration exceeded the MDC for that analysis.

5.4.1 Direct Radiation (Environmental TLDs)

Direct radiation was continuously measured at 32 locations surrounding DCPD using Panasonic UD-814 type thermo-luminescent dosimeters (TLDs). The 32 locations include 29 indicator stations and 3 control stations. Environmental (Env) TLD station dosimeters were distributed and collected every calendar quarter for processing. Methodology from ANSI/HPS N13.37-2014 "Environmental Dosimetry - Criteria for System Design and Implementation" was used to evaluate and report the Env TLD data. Historical background baseline values for each station were established using 2004 to 2014 Env TLD data.

DCPD "Standard Quarter TLD Results" are measurements of all environmental gamma radiation sources (cosmic, terrestrial, radon, and man-made) at each station during the deployment period. Transient and lab storage background dose contributions were subtracted prior to reporting the "Standard (Std) Quarter (Qtr) TLD Results". Technically, these TLDs read out in units of milliroentgen. Because gamma radiation has a quality factor of approximately 1 for conversion from milliroentgen to millirem, the environmental TLD unit of reporting was converted to millirem (mrem) for consistency of unit reporting and ease of exposure communications.

An evaluation of direct radiation measurements and member of public occupancy times within the site boundary indicated all federal criteria for member-of-public dose limits (10CFR20.1301) were conservatively met. An evaluation of direct radiation measurements indicated all federal EPA 40CFR190 criteria were conservatively met. Comparing data from the 2021 DCPD Annual Radiological Effluent Release Report (ARERR), dose to a member-of-public resulting from gaseous effluent releases at DCPD was an extremely small fraction of annual Env TLD background dose. Therefore, it was concluded that gaseous effluents from DCPD had negligible impact on site related measured Env TLD values.

Table 5-1: 2021 Quarterly and Annual TLD Analysis

		2021 Quarterly REMP Env TLD Analysis								2021 Annual REMP Env TLD Analysis			
DCPP Station ID	Distance in miles	Historical Quarterly Baseline (mrem)	2021 Standard Quarter TLD Results (mrem)				2021 Quarterly Investigation Level Dose (mrem)				Historical Annual Baseline (mrem)	2021 Annual TLD Result (mrem)	2021 Annual Investigation Level Dose (mrem)
			Qtr 1	Qtr 2	Qtr 3	Qtr 4	Qtr 1	Qtr 2	Qtr 3	Qtr 4			
MT1	0.2	21.5	18.0	17.3	18.2	19.2	ND	ND	ND	ND	86.0	72.7	ND
WN1	0.2	12.7	11.6	10.8	11.5	12.0	ND	ND	ND	ND	50.8	45.8	ND
0S1	0.1	20.7	21.3	18.2	19.2	20.7	ND	ND	ND	ND	82.8	79.3	ND
5S1	0.4	23.1	21.2	20.4	21.1	21.7	ND	ND	ND	ND	92.4	84.5	ND
6S1	0.5	14.0	13.9	12.2	12.9	13.8	ND	ND	ND	ND	56.0	52.8	ND
8S1	0.5	17.1	15.7	15.1	15.2	16.5	ND	ND	ND	ND	68.4	62.5	ND
8S2	1.1	21.0	19.6	20.2	18.6	21.0	ND	ND	ND	ND	84.0	79.4	ND
5S3	0.7	19.2	17.4	16.9	17.0	18.5	ND	ND	ND	ND	76.8	69.8	ND
2F2	11.2	14.1	13.4	12.2	12.5	12.9	ND	ND	ND	ND	56.4	50.9	ND
2D1	6.9	12.8	12.8	11.3	11.9	12.3	ND	ND	ND	ND	51.6	48.3	ND
4D1	7.6	11.9	11.3	10.1	10.3	10.4	ND	ND	ND	ND	47.6	42.1	ND
5F1	10.2	17.5	15.7	15.8	16.4	16.9	ND	ND	ND	ND	70.0	64.8	ND
1A1	1.6	12.0	11.8	11.2	12.1	12.3	ND	ND	ND	ND	48.0	47.4	ND
7D2	7.6	16.6	14.9	14.4	14.6	16.4	ND	ND	ND	ND	66.4	60.4	ND
7G2	17.3	17.6	18.0	16.6	16.8	18.8	ND	ND	ND	ND	70.4	70.3	ND
7C1	4.1	18.1	17.0	16.3	16.5	16.5	ND	ND	ND	ND	72.4	66.3	ND
7F1	10.8	17.1	15.6	15.1	15.8	16.7	ND	ND	ND	ND	68.4	63.2	ND
0B1	3.6	10.2	10.6	9.2	9.6	10.8	ND	ND	ND	ND	40.8	40.2	ND
7D1	6.6	11.2	9.8	9.9	9.6	10.4	ND	ND	ND	ND	44.8	39.8	ND
4C1	5.8	10.6	10.6	9.2	9.9	9.8	ND	ND	ND	ND	42.4	39.6	ND
0S2	0.5	17.7	14.7	15.8	16.3	17.0	ND	ND	ND	ND	70.8	63.8	ND
1S1	0.4	17.4	16.2	14.3	15.5	16.3	ND	ND	ND	ND	69.6	62.3	ND
2S1	0.2	16.8	15.6	14.9	14.6	16.4	ND	ND	ND	ND	67.2	61.5	ND
3S1	0.4	20.9	19.0	18.9	19.2	19.4	ND	ND	ND	ND	83.6	76.5	ND
4S1	0.5	19.5	19.2	17.5	18.7	18.4	ND	ND	ND	ND	78.0	73.7	ND
7S1	0.3	18.5	18.7	17.6	17.8	19.6	ND	ND	ND	ND	74.0	73.7	ND
9S1	0.4	22.6	20.6	20.6	20.2	21.1	ND	ND	ND	ND	90.4	82.6	ND
1C1	4.7	13.2	12.4	11.8	12.1	12.6	ND	ND	ND	ND	52.8	48.9	ND
5C1	4.7	16.4	14.7	14.8	15.9	15.0	ND	ND	ND	ND	65.6	60.5	ND
3D1	6.2	12.8	11.9	11.4	10.8	11.9	ND	ND	ND	ND	51.2	46.0	ND
6D1	8.3	14.1	13.0	12.7	13.7	13.4	ND	ND	ND	ND	56.4	52.9	ND
5F3	12.7	17.2	14.1	13.7	13.8	13.8	ND	ND	ND	ND	68.8	55.3	ND

ND = Not Detected

The 2021 AREOR historical baselines have been determined using ANSI/HPS N13.37-2014 methodology and Env TLD station results from approximately 2004 to 2014.

Quarterly Investigation Level Dose = Standard Quarter TLD result - Historical Quarterly Baseline. If ≤ 6 , report "ND". If > 6 , report value (mrem).

Annual TLD Result = Qtr 1 + Qtr 2 + Qtr 3 + Qtr 4 Standard Quarter TLD Results

Annual Investigation Level Dose = Annual TLD Result - Historical Annual Baseline. If ≤ 12 , report "ND". If > 12 , report value (mrem).

See DCPD Station ID Maps in Figure 2.1 and Figure 2.2

Table 5-1: 2021 Quarterly and Annual TLD Analysis lists the dose results for each individual station. These individual station results were compared to their "Historical Quarterly Baseline" values. There were no investigation level values for quarterly or annual dose results to report.

Figure 5 illustrates overall trending of Env TLDs relative to distance from the DCPD plant site. The Env TLD results were measurements of all environmental gamma radiation sources (cosmic, terrestrial, radon, and man-made) during the deployment period to allow for trending. Inner ring, outer ring, special interest, and control stations were combined and averaged to obtain a single standard quarter value for each represented plot line. Inner ring, outer ring, special interest, and control stations Env TLD averages remained within and trended with pre-operational Env TLD ranges. DCPD operations did not affect Env TLD results.

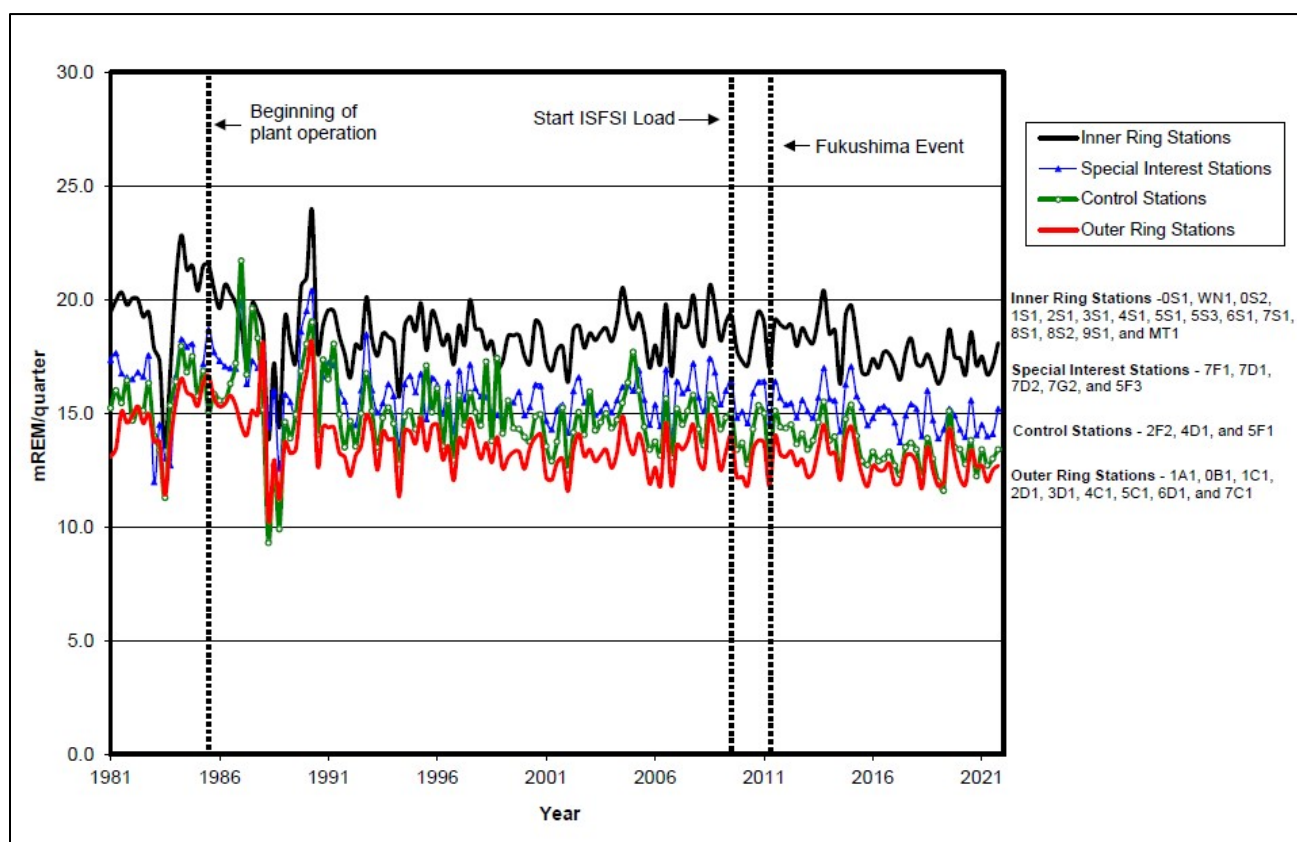


Figure 5: TLD trending by distance from DCPD

Figure 6 illustrates averaged Env TLD results from the southeast sector (stations 8S1, 8S2) and northwest sector (stations 0S1, 0S2, 0B1). The Env TLD results were measurements of all environmental gamma radiation sources (cosmic, terrestrial, radon, and man-made) during the deployment period to allow for trending. These sectors were chosen for graphical trending due to their historically high averaged wind rose directions and would therefore indicate the most gaseous effluent impact on Env TLD results. The southeast and northwest sectors Env TLD averages trended with pre-operational Env TLD ranges. DCCP operations did not affect Env TLD results within these sectors. Averaged control stations (2F2, 4D1, 5F1) are provided for reference.

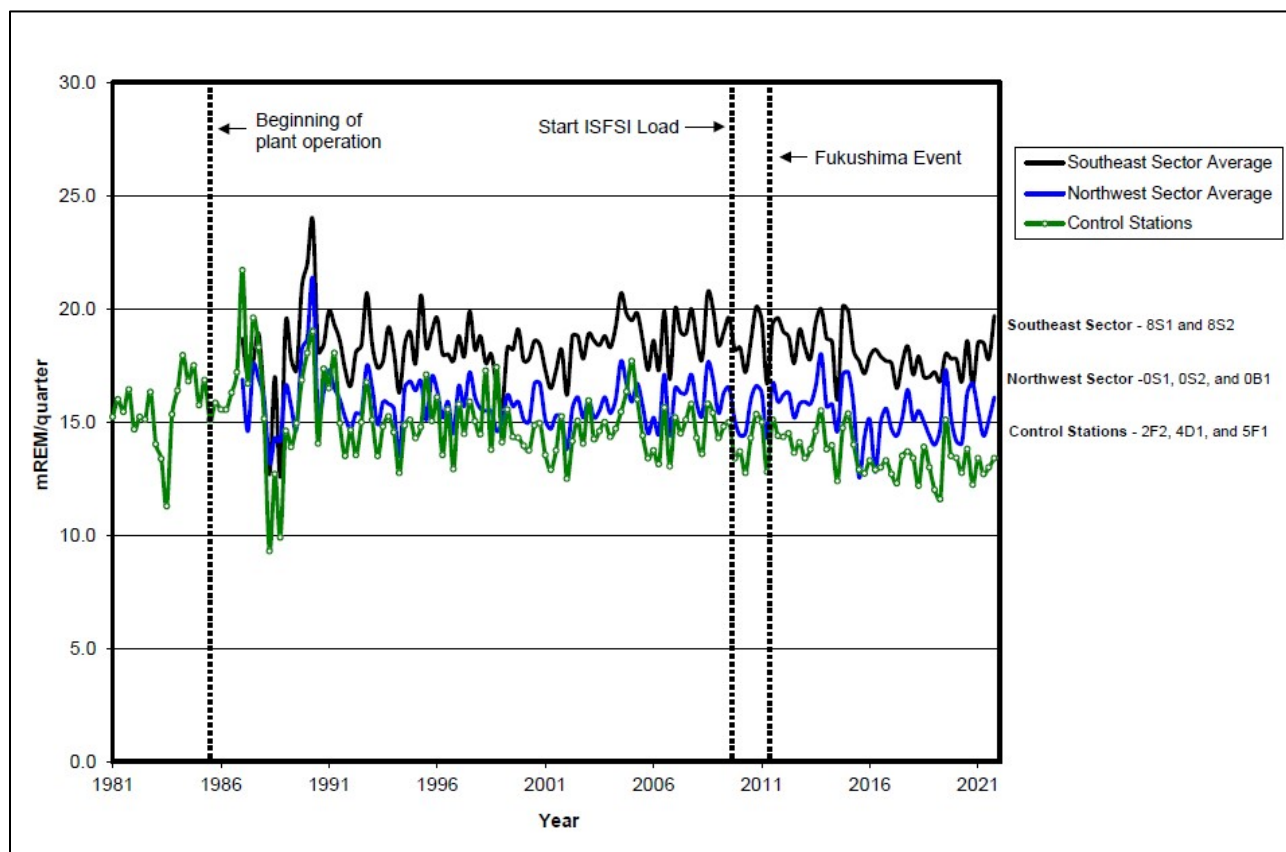


Figure 6: Average TLD results from southeast and northwest sectors with control stations.

5.4.2 Direct Radiation from onsite ISFSI

DCPP was licensed with an exclusion area boundary (i.e., site boundary) as an approximate 880-yard radius from U-1 Containment center. No permanent public access is permitted within the exclusion area. The unrestricted area (i.e., outside the site boundary) surrounding DCPP is sparsely inhabited out to five miles from the site (ref. 2021 Land Use Census within Section 8).

The direct radiation levels within a very small area surrounding the onsite ISFSI are elevated due to dry cask spent fuel storage. The first spent fuel dry cask canister was loaded onto the ISFSI pad in June 2009. There have been a total of seven cask loading campaigns with the most recent taking place in the summer of 2018. A total of 58 loaded dry casks are currently stored within the onsite ISFSI. ISFSI pad TLD stations IS-1 through IS-8 are located adjacent to the ISFSI pad fencing (see map in Figure 3 of this report). The remaining onsite areas are not affected with exposure due to the ISFSI topographical elevation and placement on a hillside which provides radiation shielding to the rest of the site.



DCPP ISFSI Pad within hillside, on south side of the make-up water reservoirs

Table 5-2: Quarterly and Annual ISFSI Environmental TLD Analysis.

		2021 Quarterly ISFSI Env TLD Analysis								2021 Annual ISFSI Env TLD Analysis			
DCPP Station ID	Distance in miles	Historical Quarterly Baseline (mrem)	2021 Standard Quarter TLD Results (mrem)				2021 Quarterly Investigation Level Dose (mrem)				Historical Annual Baseline (mrem)	2021 Annual TLD Result (mrem)	2021 Annual Investigation Level Dose (mrem)
			Qtr 1	Qtr 2	Qtr 3	Qtr 4	Qtr 1	Qtr 2	Qtr 3	Qtr 4			
IS-1	0.3	23.1	24.0	23.0	22.4	24.1	ND	ND	ND	ND	92.4	93.6	ND
IS-2	0.3	23.1	21.8	23.9	22.2	23.7	ND	ND	ND	ND	92.4	91.6	ND
IS-3	0.3	23.1	54.2	56.8	55.5	57.3	31.1	33.7	32.4	34.2	92.4	223.9	131.5
IS-4	0.3	23.1	105.6	98.2	98.7	104.6	82.5	75.1	75.6	81.5	92.4	407.1	314.7
IS-5	0.3	23.1	41.8	42.7	42.2	42.7	18.7	19.6	19.1	19.6	92.4	169.4	77.0
IS-6	0.3	23.1	41.6	40.3	39.4	42.2	18.5	17.2	16.3	19.1	92.4	163.5	71.1
IS-7	0.3	23.1	46.5	44.2	41.5	44.8	23.4	21.1	18.4	21.7	92.4	177.1	84.7
IS-8	0.3	23.1	24.1	22.3	22.7	24.2	ND	ND	ND	ND	92.4	93.3	ND

ND = Not Detected

The 2021 AREOR historical baselines have been determined using ANSI/HPS N13.37-2014 methodology and Env TLD station 5S1 results from approximately 2004 to 2014.

The historical baseline from REMP Station 5S1 was used for the ISFSI stations due to it's onsite close proximity to ISFSI.

Quarterly Investigation Level Dose = Standard Quarter TLD result - Historical Quarterly Baseline. If ≤ 6 , report "ND". If > 6 , report value (mrem).

Annual TLD Result = Qtr 1 + Qtr 2 + Qtr 3 + Qtr 4 Standard Quarter TLD Results

Annual Investigation Level Dose = Annual TLD Result - Historical Annual Baseline. If ≤ 12 , report "ND". If > 12 , report value (mrem).

See DCPD Station ID Map in Figure 2.2

The Quarterly Investigation Level and Annual Investigation Level doses were due to spent fuel dry casks stored on the ISFSI pad.

The DCPD ISFSI Pad is located conservatively within the DCPD site boundary and is not located within the unrestricted area.

The DCPD ISFSI Pad is topographically elevated above most of the site and is built into a hillside. These characteristics shield onsite locations from ISFSI related radiation.

No permanent public access is permitted onsite within the DCPD site boundary.

Access occupancy surrounding the onsite ISFSI is restricted and controlled by DCPD Security. The above reported annual exposures are 24 x 365 occupancy exposure at that location.

If someone was to reside in a low occupancy condition (about 2.5 hrs per week) at ISFSI location IS-4 all year, their resulting exposure would be about 4.7 mrem/year above background.

10CFR20.1301 onsite member of public exposure and 40CFR190 unrestricted area exposure were evaluated. Dose limits were not exceeded and were conservatively met.

Table 5-2 reports the 2021 ISFSI Env "Standard Quarter TLD Results" for each individual station. These individual ISFSI station results were compared using the 2004 to 2014 "Historical Quarterly Baseline" and "Historical Annual Baseline" value at station 5S1. Station 5S1 was used for historical baseline purposes due to its proximity to the ISFSI pad.

"Quarterly and Annual Investigation Level Dose" was detected at ISFSI Env TLD stations IS-3 through IS-7 due to DCPD spent fuel dry casks stored on the ISFSI pad. Uncontrolled public access is not permitted within the DCPD site boundary. The DCPD ISFSI Pad is located conservatively within the DCPD site boundary. The DCPD ISFSI Pad is topographically elevated above most of the site and is built into a hillside. These characteristics shield most onsite locations from ISFSI related radiation.

The reported ISFSI Env TLD annual exposures reflect an occupancy condition of 24 hours per day and 365 days per year. Personnel access surrounding the onsite ISFSI is restricted and controlled by DCPD security to a low occupancy condition of less than 2.5 hours per week. Based on this occupancy time and the maximum area exposure rate (IS-4), the most an individual could receive in a year is approximately 4.7 millirem above annual background radiation exposure. This is roughly equivalent to exposure from a ten-hour airline flight. An evaluation of direct radiation measurements and member-of-public occupancy times within the site boundary indicated all federal criteria for member-of-public dose limits (10CFR20.1301), and all federal EPA 40 CFR 190 criteria, were conservatively met.

Figure 1 displays the averaged TLD results (IS-1 through IS-8). The Env TLD results were measurements of all environmental gamma radiation sources (cosmic, terrestrial, radon, and man-made) during the deployment period to allow for trending.

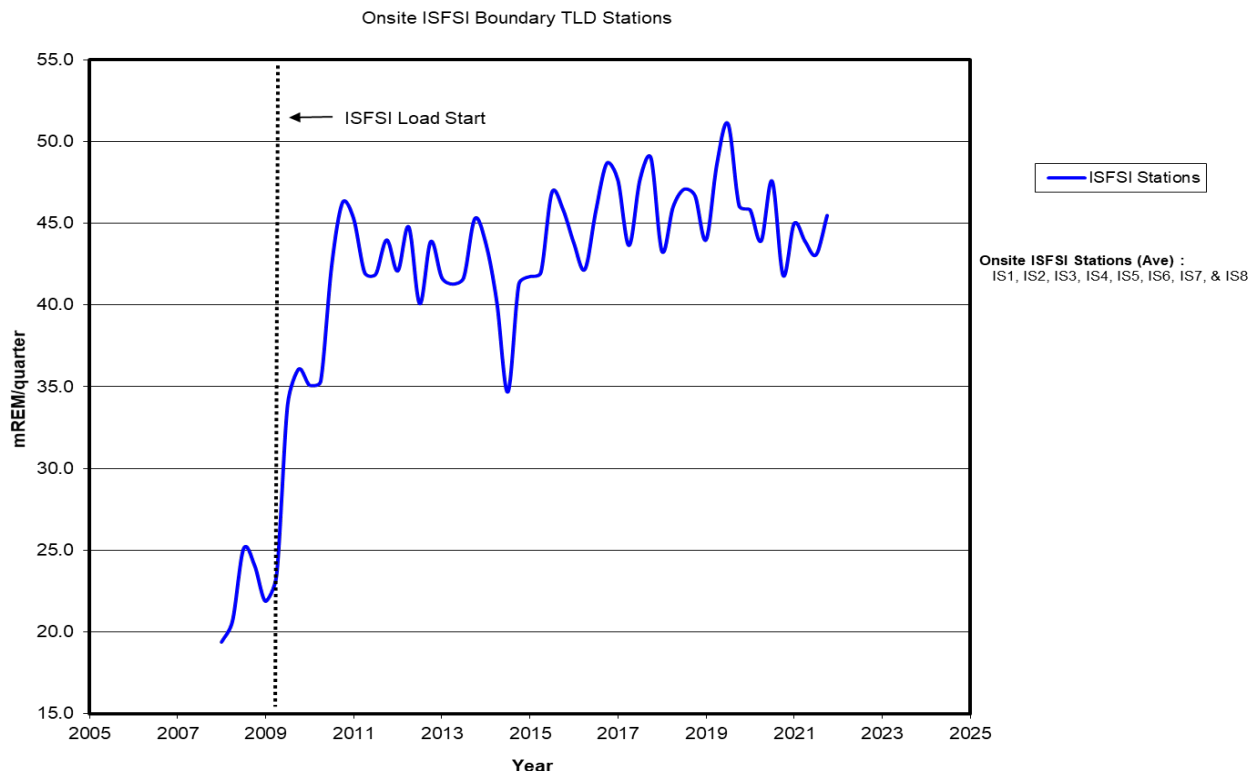


Figure 7: Onsite ISFSI boundary TLD Stations

5.4.3 Airborne

Air particulate and radioiodine samples were collected weekly from six indicator stations (MT1, OS2, 1S1, 7D1, 8S1, and 8S2) in the DCPD environs and one control station (5F1). A total of 364 air particulate filters and 364 iodine cartridges were collected and analyzed as part of the normal REMP.

Natural occurring gross beta activity was detected in every weekly air particulate sample collected from all indicator and control stations. Comparison of the data showed that the mean values of gross beta activities for the indicator stations were consistent with those obtained for the control station and historical trending. Normal background gross beta values ranged from $2.30\text{E-}3$ to $9.14\text{E-}2$ pCi/m³.

Gamma isotopic analyses were performed on quarterly composites of the 13 air particulate filters from each of the REMP air stations. The midpoint date of the quarter was used to label the composite. There were no gamma isotopic detections in 2021. A total of 364 REMP weekly TEDA air cartridges were analyzed for I-131 in 2021. There were no detections of I-131 in 2021.

Airborne Carbon-14 samples were collected weekly from two indicator stations (8S1, OS2) in the DCPD environs and one control station (5F1). A total of 156 Carbon-14 cartridges were collected and analyzed as part of the REMP. One Carbon-14 detection occurred at station 8S1 due to facility operations during the week of 3/20/2021 - 3/27/2021. Exposure results were negligible and actual exposure results can be referenced in the 2021 DCPD ARERR found on the NRC website. All other Carbon-14 air cartridge results were non-detectable.



Great White Shark in Diablo Cove

5.4.4 Drinking Water and Ocean Surface Water

Drinking water samples were collected from indicator stations 1A2, 5S2, DW1, WN2, and control station OEL. The samples were analyzed for gamma emitters, gross beta, tritium, total strontium 89/90, Iron-55, and Nickel-63. No DCPD related radionuclides were detected in any of the 2021 drinking water samples.

Ocean surface water samples were collected monthly from indicator stations DCM, OUT, and control station 7C2. The samples were analyzed for gamma emitters, gross beta, tritium, total strontium 89/90, Iron-55, and Nickel-63. No DCPD related radionuclides were detected in any of the 2021 ocean surface water samples.

5.4.5 Marine Samples

Mussels are collected quarterly from stations DCM, POS, and 7C2. Mussels are collected annually from station PON (due to availability at station PON). No DCPD related radionuclides were detected in any of the 2021 mussel samples.

Fish samples are collected quarterly from stations DCM, PON, POS, 7C2 (control), and local fish markets 2F1 or 7D3. Market fish samples are typically locally caught rock fish or black cod.

Pre-operational (pre-1985) DCPD REMP sampling observed measurable Cs-137 in fish and sediment due to atmospheric nuclear weapons testing fallout from the 1960's and 1970's. Finding Cs-137 in fish or sediment has been historically common in SLO County and the DCPD environs due to atomic weapons testing fallout. The approximate historical fish Cs-137 concentrations have ranged from 3 to 14 pCi/kg.

This Cs-137 activity was also in agreement with the 1981 California Dept of Health Services Radiological Health Branch report and is considered part of SLO County background radioactivity. The preoperational 1981 ranges of Cs-137 observed in the Diablo cove (DCM) fish were 0 to 26 pCi/kg (decay corrected 0 to 10 pCi/kg in 2021). The 1981 ranges of Cs-137 observed in market fish were 0 to 38 pCi/kg (decay corrected 0 to 15 pCi/kg in 2021). The 1981 ranges of Cs-137 observed in ocean sediment were 0 to 93 pCi/kg (decay corrected 0 to 36 pCi/kg in 2021). The 1981 ranges of Cs-137 observed in soil were 0 to 298 pCi/kg (decay corrected 0 to 116 pCi/kg in 2021). Another recent background source of Cs-137 into California environs was due to the March 2011 Fukushima Event and subsequent jet stream isotopic dispersion to the United States.

Because Cs-137 has an isotopic half-life of approximately 30 years, this contaminant should be detected in the California environs for the next 10 to 40 years depending on initial concentration and the detection sensitivity of the REMP analyses. Cs-137 has a longer environmental half-life in coastal seawaters than in open oceans due to input sources like rain watershed runoff and storm condition sediment re-suspension.

While it is common to have detected Cs-137 in fish samples in the range of 3-14 pCi/kg, the number of positive detects largely corresponds to how many samples actually reach this level of MDC. The required LLD for Cs-137 is 150 pCi/kg. Most lab report MDCs for fish in 2021 were in the range of 10-30 pCi/kg, with some being slightly higher and some slightly lower. Based on review of the 2021 sample results, it appears that Cs-137 was likely present at the levels expected, but there were no cases where sample counts exceeded the analysis MDC to yield a positive detect to confirm this.

There was also no Cs-134 found in these fish samples. Cs-134, which has a shorter isotopic half-life (approximately 2 years), would be indicative of nuclear reactor fission products, and would not be attributed to atomic weapons testing. Because Cs-134 was absent in the REMP fish analyses; fish Cs-137 concentrations were attributed to either pre-1980's nuclear weapons testing or Fukushima related fallout with sediment re-suspension into watershed/storm runoff.



Kelp forest directly off the DCP site coastline

Supplemental marine aquatic kelp sampling is performed quarterly at REMP sample indicator stations DCM, PON, POS, and 7C2 (control). Supplemental intertidal algae sampling is performed quarterly at REMP sample station 7C2. Station DCM algae was unavailable in 2021. Each sample was analyzed for gamma emitting radionuclides. No DCP related isotopes were detected in 2021.

Ocean sediment samples were collected annually from stations DCM and 7C2. Supplemental recreational beach sand samples were collected semi-annually from stations AVA, MDO, PMO, CYA, and CBA. Each sample was analyzed for gamma emitting radionuclides, total strontium 89/90, Iron-55, and Nickel-63. Only natural occurring isotopes were detected in the ocean sediment and recreational beach sand samples collected for 2021.



Kawaoka Farm (station 7G1)

5.4.6 Vegetation (Food Crops)

Samples of broad leaf vegetation were collected monthly (when available) from two indicator stations (5F2 and 7C1), and one control location (7G1). Supplemental samples were also collected quarterly from residence or commercial gardens at stations 3C1, 6C1, and 7E1. The samples were analyzed for gamma emitting radionuclides. No DCPD related isotopes were detected in 2021 vegetation.

5.4.7 Milk

There are no milking animals (for human consumption) within 5 miles of the plant site. In substitution, the DCPD REMP required additional air sampling at stations 1S1 and 8S2. Supplemental samples of milk are collected monthly from Cal Poly Farm (station 5F2) due to the Cal Poly dairy being the closest milk producer relative to the DCPD site and regardless of the availability of milk stations within 5 miles of the plant. The milk samples are analyzed for gamma emitting radionuclides, Iodine-131, and total strontium 89/90. No DCPD related radionuclides were detected in station 5F2 milk samples during 2021.

5.4.8 Meat

Meat products were collected quarterly when available or provided from landowners. Blanchard cattle were allowed to graze on the northern DCPD lands during 2021. Blanchard Cow Meat (BCM) was sampled quarterly for gamma emitting radionuclides and total strontium 89/90. Supplemental Blanchard Sheep Meat (BSM) and Blanchard Goat Meat (BGM) were not available and were not provided by the rancher during all of 2021. Blanchard sheep and goats were not within 5 miles of the DCPD site in 2021. Station CCM, free range, grass fed beef sampling was conducted outside the influence of DCPD. Quarterly CCM meat was purchased by REMP personnel from local markets and butcher shops and consisted of Hearst Ranch ground beef and Templeton Hills beef. No DCPD related isotopes were detected in meat during 2021.

6 Groundwater Monitoring

Diablo Canyon is committed to improving management of scenarios involving inadvertent radiological releases that get into onsite groundwater. This commitment reflects the nuclear industry's high standard of public radiation safety and protection of the environment. Trust and confidence on the part of local communities, California State, the NRC, and the public is paramount to this commitment.

Groundwater gradient studies of the DCPD ISFSI site and a general assessment of sub-regional hydro-geologic conditions indicates that groundwater (subsurface) flow beneath the Diablo Canyon power block is west to northwest toward the Pacific Ocean. Any groundwater present beneath the DCPD power block was not used as a source of drinking water.

6.1 NEI 07-07 Groundwater Protection Initiative Reporting

NEI 07-07 Objective 2.4 (b), Annual Reporting: "Document in the AREOR all on-site ground water sample results that are included in the REMP as described in the DCPD Offsite Dose Calculation Manual (ODCM)". Onsite groundwater monitoring points are described in the REMP and reported in this 2021 Annual Radiological Environmental Operating Report (AREOR) as follows:

Observation Well 01 (OW1), Observation Well 02 (OW2), DCSF96-1 (8S3), Water Well 02 (WW2), Groundwater Well 1 (GW1), Groundwater Well 2 (GW2), and Diablo Creek Outlet (WN2) were used for Groundwater Protection Initiative (GPI) data reporting and were described in 2021 DCPD AREOR Table 3-7.

6.2 Groundwater Sampling Overview

As part of the nuclear industry NEI 07-07 Groundwater Protection Initiative (GPI), DCPD began sampling various ground water sources in 2006. These sources included onsite power block French-drain monitoring wells (OW1 & OW2), an aquifer well (WW2), Diablo Canyon creek (5S2 & WN2), up-gradient shallow well (8S3), and a groundwater spring (1A2). Two additional downgradient groundwater monitoring wells (stations GW1 and GW2) were installed along the western side of the DCPD site on December 14, 2011. REMP began sampling these two new wells during the first quarter of 2012.

One groundwater aquifer well (WW2) was available within the plant site boundary. This well was located about 250 feet above and to the east of the power block. WW2 was sampled quarterly for gamma emitters, gross beta, tritium, total strontium 89/90, Iron-55, and Nickel-63. No plant related radionuclides were detected in 2021.

One shallow (approximately 70 feet deep) up-gradient monitoring well (8S3) was located southeast at approximately 0.4 miles from the power block. 8S3 was sampled quarterly for gamma emitters, gross beta, tritium, total strontium 89/90, Iron-55, and Nickel-63. No plant related radionuclides were detected in 2021.

Two shallow (approximately 37 to 73 feet deep) French-drain systems discharge into two monitoring wells located within the plant protected area and in close proximity to the containment structures, spent fuel pools, and radiologically controlled area auxiliary building. These French-drain system monitoring wells were stations Observation Well 01 (OW1) and Observation Well 02 (OW2). OW2 was not sampled in 2021 due to no water present in the well during the entire 2021 timeframe.

Station OW1 contained low levels of tritium throughout 2021 due to rainwater washout of gaseous tritium exiting the plant vent system. This tritium was evaluated and attributed to the rain-washout of gaseous tritium exiting the plant vent system via an approved monitored radioactive effluent discharge path. DCPD conducted rain-washout studies to document this phenomenon. Rain-washout tritium communicated with these French-drain systems via building structure to ground interfaces. Once rainwater entered the monitoring wells, the water remained stagnant until another rain event caused transport. Subsequent quarterly sampling routinely indicated consistent tritium values due to monitoring well stagnation. These tritium concentrations were evaluated and were not due to a plant system leak or spill. OW1 is connected to subsurface groundwater flow fissures and routinely trends with rain fall.

The specific ranges of tritium detected in these power block monitoring wells for 2021 were as follows:

- Observation Well 01 (OW1) - 480 to 887 pCi/L (4 of 4) sample tritium analysis.
- Observation Well 02 (OW2); - no samples collected (well dry).

No other DCPD related isotopes were detected in OW1 or OW2 during 2021.

As mentioned previously, two down-gradient monitoring wells were added to the REMP in 2012. Groundwater Well 1 (GW1) is located between the DCPD protected area and the Pacific Ocean cliff boundary. This well opening is located at approximately 85' above sea level on the same plane as the power block and is approximately 85' deep. Groundwater Well 2 (GW2) is located between the DCPD protected area and the Pacific Ocean cliff boundary. This well opening is located at approximately 85' above sea level on the same plane as the power block and was approximately 85' deep.

The specific ranges of tritium detected in GW1/GW2 monitoring wells for 2021 were as follows:

- Groundwater Well 1 (GW1) - no tritium detected
- Groundwater Well 2 (GW2) - no tritium detected

No other DCPD related isotopes were detected in GW1 or GW2 in 2021.

All other samples of groundwater at 1A2, 5S2, 8S3, and WN2 did not indicate the presence of tritium or any other DCPD related isotopes (only NORM isotopes were observed) in 2021. Rain washout of tritium is discussed within NRC Regulatory Issue Summary (RIS) 2008-003, "Return/Re-use of Previously Discharged Radioactive Effluents".

Figure 8 and Figure 9 show the site structures, monitoring well locations, elevations, and groundwater gradient patterns on the site:



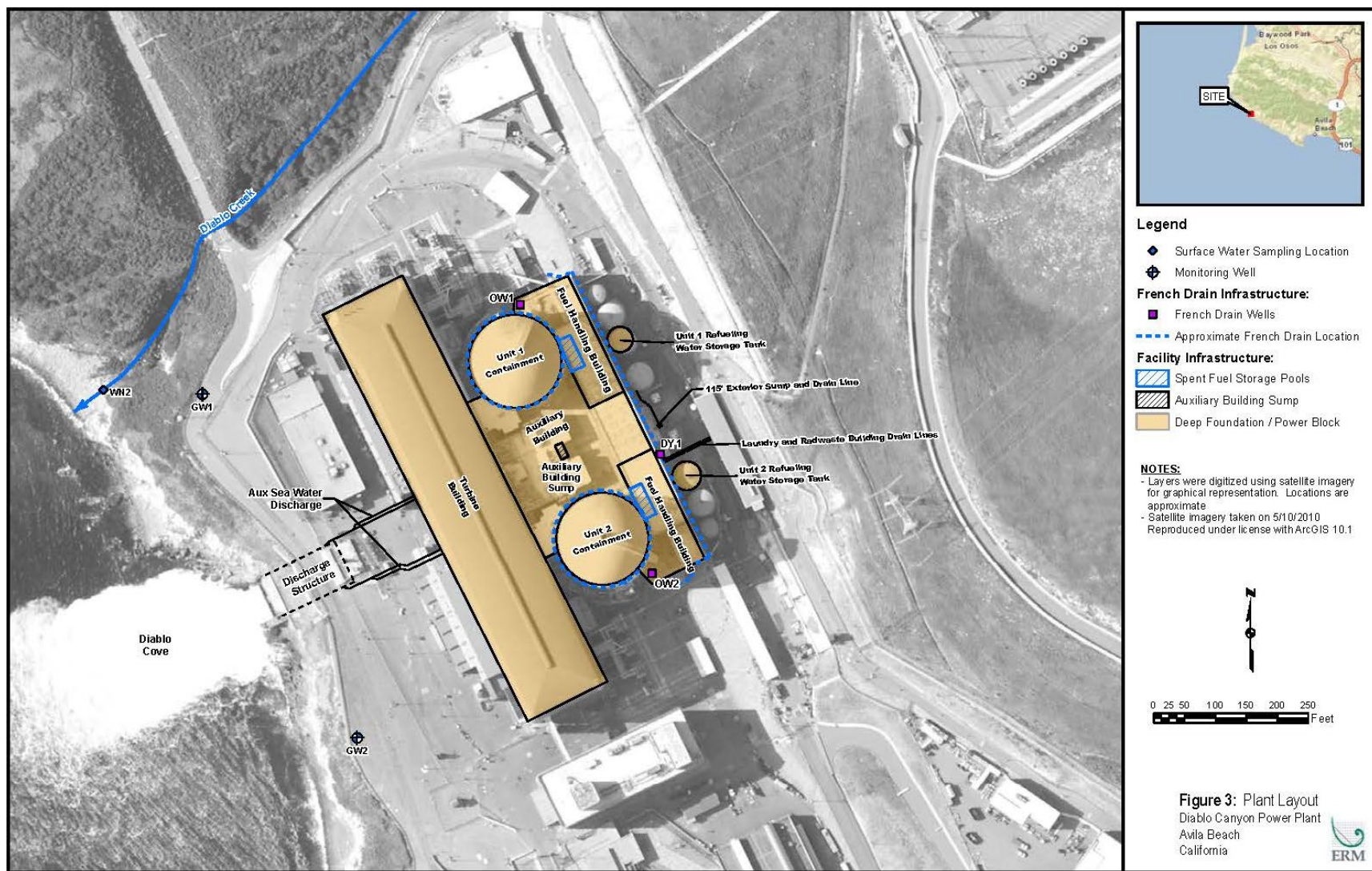


Figure 9: DCPD Plant Layout

7 OSGSF Monitoring

An Old Steam Generator Storage Facility (OSGSF) long term storage vault was constructed within the DCPD site boundary in 2007 for storage of eight retired DCPD steam generators and two retired DCPD reactor heads. For reference, the following equipment was placed into the OSGSF on the following dates:

- 3/2/08 (outage 2R14), four DCPD Unit Two (U-2) Steam Generators
- 2/14/09 (outage 1R15), four DCPD Unit One (U-1) Steam Generators
- 11/6/09 (outage 2R15), one DCPD Unit Two (U-2) Reactor (Rx) Head
- 10/23/10 (outage 1R16), one DCPD Unit One (U-1) Rx Head

This OSGSF did not cause any changes to the ambient direct radiation levels within the DCPD environs during 2021. The OSGSF in-building sumps were inspected quarterly by REMP personnel. During the second quarter inspection water was found in the Vault 30 sump. Vault 30 houses the old U-2 Steam Generators. Rain intrusion into the OSGSF occasionally causes rainwater to concentrate in the OSGSF vault sumps. Previous evaluations of this scenario have identified that tritium could migrate into this sump water and therefore it should be sampled and disposed of via the plant's liquid radwaste system if isotopes are identified per plant procedure RCP EM-5. Approximately 23 gallons of water were pumped out of OSGSF Vault 30 on 4/13/2021 and added to the plant liquid radwaste system. One gallon container and two tritium bottles were collected and sent to GEL for gamma and tritium analysis. Tritium was found to be present at a level of $5.43\text{E}+02$ pCi/L. All other results were less than MDC. No other water was found in OSGSF sumps in 2021.



Old Steam Generator Storage Facility

8 2021 DCPD Land Use Census

Diablo Canyon Power Plant (DCPP) was owned and operated by Pacific Gas & Electric (PG&E) Company. PG&E owned and provided environmental stewardship to approximately 14 miles of Pacific Ocean coastline and approximately 13,000 acres surrounding the 1,000 acre DCPD site boundary. The PG&E property extended roughly from Avila Beach to Montana de Oro State Park. DCPD was located approximately seven miles WNW of Avila Beach and approximately four miles SSE of Montana de Oro State Park.

DCPD Radiological Environmental Monitoring Program (REMP) personnel conducted a Land Use Census (LUC) in the vicinity of DCPD for 2021. The LUC was based on Nuclear Regulatory Commission (NRC) Regulatory Guide 4.8, "Environmental Technical Specifications for Nuclear Power Plants". The LUC also provided compliance with 10 CFR 50 Appendix I Section IV (B)(3); "Identify changes in the use of unrestricted areas (e.g., for agricultural purposes) to permit modifications in monitoring programs for evaluating doses to individuals from principal pathways of exposure".

DCPD Program Directive CY2, "Radiological Monitoring and Controls Program" required performance of a LUC. DCPD procedure RP1.ID11, "Environmental Radiological Monitoring Procedure", required identification of the nearest milk animal, nearest residence, and the nearest broadleaf producing garden greater than 50 square meters (500 square feet) in each of the landward meteorological sectors within a radial distance of 8 kilometers (5 miles) of the Unit One Containment (CTMT) structure. A LUC was conducted at least once per year during the growing season (between Feb 15 and Dec 1) for the Diablo Canyon environs.

The 2021 LUC was conducted via landowner telephone or email interviews. Interviews were conducted March 25th, 2021 through March 28th, 2021. Ten individual landowners or tenants were contacted.

8.1 Milk

No milk animals were identified within the first 8 kilometers (5 miles) of any sector.

8.2 Residences

The nearest residence, relative to all sectors, was a small trailer located in the NNW sector about 2.43 kilometers (1.51 miles) from the plant. One ranch worker occupied this BLANCHARD trailer approximately 5 days per year.

Eighteen structures were identified within the 8-kilometer (5-mile) radius of the site, which were confirmed or appear to have been occupied in 2021. Twenty-four abandoned structures were identified within the 8-kilometer (5-mile) radius of the site during the LUC. The nearest residence in each sector was summarized in Table 8-1.

8.3 Gardens

The LUC identified two household gardens greater than 50 square meters (500 square feet) that produced broadleaf vegetation. The READ garden (REMP station 3C1) was approximately ¼ acre and located in the NNE sector at 7.12 kilometers (4.42 miles). The KOONZE garden (REMP station 6C1) was approximately 500 square feet and located in the E sector at 7.46 kilometers (4.63 miles).

8.4 Additional Land Use

It should be noted that the term "site-boundary" referred to the area within a radius of approximately 1.2 km (0.74 mi) from the Unit One CTMT structure. The area outside the "site-boundary" was also referred to as the "unrestricted area". Much of the area outside the site-boundary was routinely used for rotational cattle grazing by five separate cattle operations. For purposes of this land use census, the five cattle operations were called BLANCHARD, SINSHEIMER, READ, ANDRE, and MELLO.

BLANCHARD allowed cattle to graze within the DCPD environs in 2021. BLANCHARD did not graze any goats or sheep within 8 km (5 miles) of DCPD in 2021 due to drought conditions in San Luis Obispo County.

BLANCHARD's livestock were sold under the "Old Creek Ranch" label in SLO, Santa Cruz, and Santa Clara counties in 2021. "Old Creek Ranch" labeled meats were sampled quarterly by REMP personnel in 2021. The REMP station codes were BCM, BGM, and BSM (if available).

SINSHEIMER had about 100 cattle outside the site-boundary in the NNE sector. The cows were allowed to breed and about 90 yearling calves were sold to mass market in 2021. SINSHEIMER did not slaughter any cattle in 2021 for personal consumption.

READ had about 80 cows, 4 bulls, and 72 yearling calves outside the site-boundary in the NNE sector. About 72 yearling calves were sold to mass market in 2021. READ did not slaughter any cattle in 2021 for personal consumption.

ANDRE had about 50 cattle outside the site-boundary in the ENE sector. About 50 yearling calves were sold to mass market in 2021. ANDRE did not slaughter any cattle in 2021 for personal consumption.

MELLO managed about 400 cattle outside the site-boundary in the E, ESE, and SE sectors. A commercial cattle corporation owned these cattle and sold all of them to mass market in 2021. MELLO did not slaughter any cattle in 2021 for personal consumption.

Two landowners (JOHE and ANDRE) harvested wild game for personal consumption outside the site-boundary in the NNE, NE, and ENE sectors. This wild game consisted of approximately 2-4 deer per landowner.

There was a California State Park Ranger Office in the NNW sector at 7.48 kilometers (4.65 miles) from the site. Approximately three State Parks staff personnel occupy this office from 10:00-15:00 each day (365 days per year) normally, but the office had been closed due to the Covid-19 pandemic to possibly reopen when state and county protocols allowed.

There was a public campground (Islay Creek Campground) located in the NNW sector at Montana de Oro State Park at 7.31 kilometers (4.54 miles). This campground was near Spooner's Cove.

Approximately 800,000 people visited Montana de Oro State Park via day-use permit. Approximately 22,000 people spend the night at Islay Creek Campground in a normal year, but the campground was closed due to the Covid-19 pandemic to reopen based on state and county protocol. There was public access to hiking trails at the north end of the PG&E property in 2021.

The Point Buchon Trail was located at the north end of PG&E property and had about 18,000 visitors in 2021. The trail traversed about 3.4 miles of coastline from Coon Creek to Lion Rock overlook. The trail was open to the public for day hikes Thursday thru Monday from approximately 08:00-17:00. Two to three people from California Land Management occupied the trail head booth near Coon Creek during operational days from 07:00-17:30. This trail was originally opened to the public on July 13, 2007.

The Pecho Coast Trail was located at the south end of PG&E property and was closed to visitors in the beginning of 2021 because of the Covid-19 pandemic. The trail opened for limited use in June of 2021. The trail was approximately 3.8 miles long and led from the Avila Beach DCPD entrance gate to the Point San Luis Lighthouse property. Pecho Coast Trail hikes were historically available on Wednesdays (about 20 people) and Saturdays (about 40 people). An extension of the trail up the coastline to Rattlesnake Canyon made the trail 8 miles roundtrip and is only usually available on Mondays (about 20 people each trip). This trail extension was improved in October 2017 to allow controlled vehicle access on the trail. Access was normally controlled (via web-site reservation permission only) and conducted by docents from approximately 0900 to 1500. This trail was just slightly outside the 5-mile radius of the DCPD site. This Pecho Coast Trail has been open for docent-guided hikes since 1993.

Five to ten Port San Luis Lighthouse keepers worked at the lighthouse grounds during the week in 2021. There was a pool of 70 total volunteers that worked at the lighthouse in 2021. The public visited the lighthouse on Wednesdays and Saturdays, work crews were on-site on Tuesdays through the year. On May 1st, 2021 public tours began again on the lighthouse grounds. Beginning in mid-June the lighthouse allowed full public occupancy on the grounds.

8.5 NEI 07-07 Groundwater Protection Initiative (GPI)

Review:

There were no site construction activities or radioactive spills that warranted changes to GPI monitoring frequencies, monitoring locations, lab analytical capabilities, or analytical detection thresholds in 2021. There were no changes in on-site or near site groundwater usage. Groundwater beneath the site power block was not used as a source of drinking water.

8.6 Old Steam Generator Storage Facility (OSGSF):

The OSGSF vault was located within the site-boundary in the ENE sector (68.3 degrees) at 0.99 km (0.61 mi) from Unit One CTMT. The following plant equipment was placed into the OSGSF for the duration of the Diablo Canyon Part 50 license on the dates indicated below.

- Unit One old steam generators (4 total): 2/14/2009
- Unit Two old steam generators (4 total): 3/2/2008
- Unit One old reactor head (1 total): 10/23/2010
- Unit Two old reactor head (1 total): 11/6/2009

8.7 Independent Spent Fuel Storage Installation (ISFSI):

The on-site dry cask ISFSI pad was located within the site-boundary in the ENE sector (58.47 degrees) at 0.36 km (0.22 mi) from Unit One CTMT. DCPD loaded its first ISFSI dry cask onto the pad on 6/23/2009. There were no dry cask loading campaigns in 2021. At the end of 2021, a total of 58 dry casks occupied the ISFSI pad. Table 8-1 describes the direction and distance to the nearest residence location in each meteorological sector.

Table 8-1: Land Use Census 2021.

22½ Degree ¹ Radial Sector	Nearest Milk Animal	Nearest Residence km (mi)	Residence Azimuth Degrees	Nearest Vegetable Garden km (mi)
NW	None	5.76 (3.58)	325.18	None
NNW	None	2.43 (1.51) ²	332.01	None
N	None	None	—	None
NNE	None	5.18 (3.22)	21.43	7.12 (4.42) ³
NE	None	7.94 (4.93)	35.33	None
ENE	None	7.15 (4.45)	63.84	None
E	None	5.96 (3.71)	89.89	7.46 (4.63) ⁴
ESE	None	None	—	None
SE	None	None	—	None

¹Sectors not shown were over water and contained no land (other than islets not used for the purposes indicated in this table) beyond the site-boundary.

²Blachard trailer was the residence used for critical receptor calculations

³The Read (REMP station 3C1) vegetable garden was located in the NNE sector and the 19.89 azimuth degree. There was also a limited use residence at this location

⁴The Koonze (REMP station 6C1) vegetable garden was located in the E sector and the 97.26 azimuth degree. There was also a full-time residence at this location

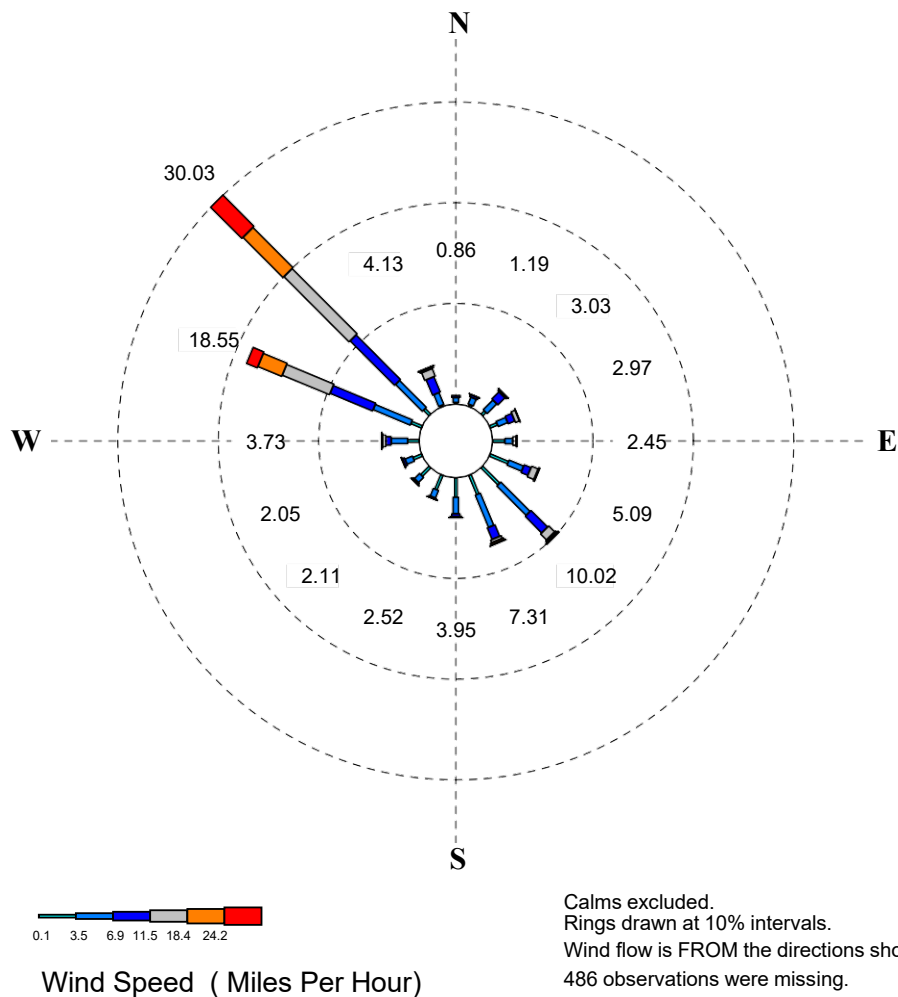
9 Wind Rose Charts

The Following pages contain windrose charts as provided by the PG&E Meteorological Department.

Wind roses are graphical charts that characterize the speed and direction of winds at a location.

Presented in a circular format, the length of each "spoke" around the circle indicates the amount of time that the wind blows from a particular direction. Colors along the spokes indicate categories of wind speed.

**Joint Frequency Distribution
Wind Speed and Wind Direction
Diablo Canyon Power Plant
10 Meter Level 2017-2021**



PERCENT OCCURRENCE: Wind Speed (Miles Per Hour)

LOWER BOUND OF CATEGORY

DIR	0.1	3.5	6.9	11.5	18.4	24.2
N	0.16	0.50	0.19	0.01	0.00	0.00
NNE	0.22	0.73	0.23	0.01	0.00	0.00
NE	0.46	1.38	1.00	0.17	0.02	0.00
ENE	0.78	1.02	0.71	0.44	0.02	0.00
E	1.21	0.78	0.34	0.11	0.00	0.00
ESE	1.95	1.57	0.73	0.72	0.12	0.00
SE	2.39	4.13	2.32	0.84	0.19	0.15
SSE	2.05	3.48	1.23	0.29	0.21	0.07

TOTAL OBS = 43338 MISSING OBS = 486

PERCENT OCCURRENCE: Wind Speed (Miles Per Hour)

LOWER BOUND OF CATEGORY

DIR	0.1	3.5	6.9	11.5	18.4	24.2
S	1.91	1.65	0.28	0.08	0.04	0.00
SSW	1.54	0.82	0.12	0.02	0.01	0.00
SW	1.18	0.73	0.18	0.03	0.00	0.00
WSW	0.92	0.81	0.24	0.08	0.00	0.00
W	1.14	1.65	0.51	0.32	0.08	0.04
WNW	1.15	4.00	4.58	5.08	2.57	1.16
NW	0.78	3.80	6.25	9.16	5.64	4.41
NNW	0.15	1.29	1.65	0.83	0.18	0.04

CALM OBS = 0

Figure 11: Wind rose chart 10 meter level 2017-2021.

10 References

1. NRC Radiological Assessment Branch Technical Position on Environmental Monitoring, Revision 1, November 1979
2. NUREG-1301 "Offsite Dose Calculation Manual Guidance: Standard Radiological Effluent Controls for Pressurized Water Reactors"
3. REG GUIDE 4.1 (Rev 1) "Programs for Monitoring Radioactivity in the Environs of Nuclear Power Plants"
4. REG GUIDE 4.15 (Rev 1) "Quality Assurance for Radiological Monitoring Programs (Normal Operations) – Effluent Streams and the Environment"
5. NRC Regulatory Issue Summary 2008-03, "Return/Re-use of Previously Discharged Radioactive Effluents"; February 13, 2008
6. ANSI/HPS N13.37-2014, "Environmental Dosimetry - Criteria for System Design and Implementation"
7. NEI 07-07, "Industry Groundwater Protection Initiative – Final Guidance Document, Rev 1", March 2019
8. DCP Program Directive, CY2, "Radiological Monitoring and Controls Program."
9. DCP Interdepartmental Administrative Procedure (IDAP), RP1.ID11, "Environmental Radiological Monitoring Procedure."
10. DCP Interdepartmental Administrative Procedure (IDAP), RP1.ID13, "DCP Groundwater Protection Initiative Program."
11. "Groundwater Gradient Analysis", by Entrix Corporation, March 2010
12. "Groundwater Gradient Analysis", by Cardno/Entrix Corporation, June 2012
13. "Diablo Canyon Power Plant Site Conceptual Model Report", by ERM July 30, 2014

11 Cross Check Program

The following section contains the 2021 Annual Quality Assurance Report for the radiological environmental monitoring program. The report is compiled and provided by GEL Laboratories, LLC. Any intra-laboratory data for bias and precision that do not meet the criteria stated in the following (along with associated samples) are re-prepared and re-analyzed prior to sending the approved data to DCP. All reported data meet these requirements.

2021 ANNUAL QUALITY ASSURANCE REPORT

FOR THE


**RADIOLOGICAL ENVIRONMENTAL
MONITORING PROGRAM (REMP)**

2021 ANNUAL QUALITY ASSURANCE REPORT

FOR THE

RADIOLOGICAL ENVIRONMENTAL

MONITORING PROGRAM (REMP)

Approved By  March 1, 2022

Robert L. Pullano
Director, Quality Systems

Date

TABLE OF CONTENTS

1. INTRODUCTION	5
2. QUALITY ASSURANCE PROGRAMS FOR INTER-LABORATORY, INTRA-LABORATORY AND THIRD PARTY CROSS-CHECK	5
3. QUALITY ASSURANCE PROGRAM FOR INTERNAL AND EXTERNAL AUDITS	7
4. PERFORMANCE EVALUATION ACCEPTANCE CRITERIA FOR ENVIRONMENTAL SAMPLE ANALYSIS	7
5. PERFORMANCE EVALUATION SAMPLES	7
6. QUALITY CONTROL PROGRAM FOR ENVIRONMENTAL SAMPLE ANALYSIS	8
7. SUMMARY OF DATA RESULTS	9
8. SUMMARY OF PARTICIPATION IN THE ECKERT & ZIEGLER ANALYTICS ENVIRONMENTAL CROSS-CHECK PROGRAM	9
9. SUMMARY OF PARTICIPATION IN THE MAPEP MONITORING PROGRAM	9
10. SUMMARY OF PARTICIPATION IN THE ERA MRAD PT PROGRAM	9
11. SUMMARY OF PARTICIPATION IN THE ERA PT PROGRAM	9
12. CORRECTIVE ACTION REQUEST AND REPORT (CARR)	9
13. REFERENCES	11

TABLES

TABLE 1	12
---------	----

TABLE OF CONTENTS (CONTINUED)

FIGURES

Figure 1	Cobalt-60 Performance Evaluation Results and % Bias	32
Figure 2	Cesium-137 Performance Evaluation Results and % Bias	33
Figure 3	Tritium Performance Evaluation Results and % Bias	34
Figure 4	Strontium-90 Performance Evaluation Results and % Bias	35
Figure 5	Gross Alpha Performance Evaluation Results and % Bias	36
Figure 6	Gross Beta Performance Evaluation Results and % Bias	37

Figure 7	Iodine-131 Performance Evaluation Results and % Bias	38
Figure 8	Americium-241 Performance Evaluation Results and % Bias	39
Figure 9	Plutonium-238 Performance Evaluation Results and % Bias	40

2021 ANNUAL QUALITY ASSURANCE REPORT FOR THE RADIOLOGICAL ENVIRONMENTAL MONITORING PROGRAM (REMP)

1. Introduction

GEL Laboratories, LLC (GEL) is a privately owned environmental laboratory dedicated to providing personalized client services of the highest quality. GEL was established as an analytical testing laboratory in 1981. Now a full service lab, our analytical divisions use state of the art equipment and methods to provide a comprehensive array of organic, inorganic, and radiochemical analyses to meet the needs of our clients.

At GEL, quality is emphasized at every level of personnel throughout the company. Management's ongoing commitment to good professional practice and to the quality of our testing services to our customers is demonstrated by their dedication of personnel and resources to develop, implement, assess, and improve our technical and management operations.

The purpose of GEL's quality assurance program is to establish policies, procedures, and processes to meet or exceed the expectations of our clients. To achieve this, all personnel that support these services to our clients are introduced to the program and policies during their initial orientation, and annually thereafter during company-wide training sessions.

GEL's primary goals are to ensure that all measurement data generated are scientifically and legally defensible, of known and acceptable quality per the data quality objectives (DQOs), and thoroughly documented to provide sound support for environmental decisions. In addition, GEL continues to ensure compliance with all contractual requirements, environmental standards, and regulations established by local, state and federal authorities.

GEL administers the QA program in accordance with the Quality Assurance Plan, GL-QS-B-001. Our Quality Systems include all quality assurance (QA) policies and quality control (QC) procedures necessary to plan, implement, and assess the work we perform. GEL's QA Program establishes a quality management system (QMS) that governs all of the activities of our organization.

This report entails the quality assurance program for the proficiency testing and environmental monitoring aspects of GEL for 2021. GEL's QA Program is designed to monitor the quality of analytical processing associated with environmental, radiobioassay, effluent (10 CFR Part 50), and waste (10 CFR Part 61) sample analysis.

This report covers the category of Radiological Environmental Monitoring Program (REMP) and includes:

- Intra-laboratory QC results analyzed during 2021.
- Inter-laboratory QC results analyzed during 2021 where known values are available.

2. Quality Assurance Programs for Inter-laboratory, Intra-laboratory and Third Party Cross-Check

In addition to internal and client audits, our laboratory participates in annual performance evaluation studies conducted by independent providers. We routinely participate in the following types of performance audits:

- Proficiency testing and other inter-laboratory comparisons

- Performance requirements necessary to retain certifications
- Evaluation of recoveries of certified reference and in-house secondary reference materials using statistical process control data.
- Evaluation of relative percent difference between measurements through SPC data.

We also participate in a number of proficiency testing programs for federal and state agencies and as required by contracts. It is our policy that no proficiency evaluation samples be analyzed in any special manner. Our annual performance evaluation participation generally includes a combination of studies that support the following:

- US Environmental Protection Agency Discharge Monitoring Report, Quality Assurance Program (DMR-QA). Annual national program sponsored by EPA for laboratories engaged in the analysis of samples associated with the NPDES monitoring program. Participation is mandatory for all holders of NPDES permits. The permit holder must analyze for all of the parameters listed on the discharge permit. Parameters include general chemistry, metals, BOD/COD, oil and grease, ammonia, nitrates, etc.
- Department of Energy Mixed Analyte Performance Evaluation Program (MAPEP). A semiannual program developed by DOE in support of DOE contractors performing waste analyses. Participation is required for all laboratories that perform environmental analytical measurements in support of environmental management activities. This program includes radioactive isotopes in water, soil, vegetation and air filters.
- ERA's MRAD-Multimedia Radiochemistry Proficiency test program. This program is for labs seeking certification for radionuclides in wastewater and solid waste. The program is conducted in strict compliance with USEPA National Standards for Water Proficiency study.
- ERA's InterLaB RadCheM Proficiency Testing Program for radiological analyses. This program completes the process of replacing the USEPA EMSL-LV Nuclear Radiation Assessment Division program discontinued in 1998. Laboratories seeking certification for radionuclide analysis in drinking water also use the study. This program is conducted in strict compliance with the USEPA National Standards for Water Proficiency Testing Studies. This program encompasses Uranium by EPA method 200.8 (for drinking water certification in Utah/Primary NELAP), gamma emitters, Gross Alpha/Beta, Iodine-131, naturally occurring radioactive isotopes, Strontium-89/90, and Tritium.
- ERA's Water Pollution (WP) biannual program for waste methodologies includes parameters for both organic and inorganic analytes.
- ERA's Water Supply (WS) biannual program for drinking water methodologies includes parameters for organic and inorganic analytes.
- Environmental Cross-Check Program administered by Eckert & Ziegler Analytics, Inc. This program encompasses radionuclides in water, soil, milk, naturally occurring radioactive isotopes in soil and air filters.

GEL procures single-blind performance evaluation samples from Eckert & Ziegler Analytics to verify the analysis of sample matrices processed at GEL. Samples are received on a quarterly basis. GEL's Third-Party Cross-Check Program provides environmental matrices encountered in a typical nuclear utility REMP. The Third-Party Cross-Check Program is intended to meet or exceed the inter-laboratory comparison program requirements discussed in NRC Regulatory Guide 4.15. Once performance evaluation samples have been prepared in accordance with the instructions provided by the PT provider, samples are managed and analyzed in the same manner as environmental samples from GEL's clients.

3. Quality Assurance Program for Internal and External Audits

During each annual reporting period, at least one internal assessment of each area of the laboratory is conducted in accordance with the pre-established schedule from Standard Operating Procedure for the Conduct of Quality Audits, GL-QS-E-001. The annual internal audit plan is reviewed for adequacy and includes the scheduled frequency and scope of quality control actions necessary to GEL's QA program. Internal audits are conducted at least annually in accordance with a schedule approved by the Quality Systems Director. Supplier audits are contingent upon the categorization of the supplies and may or may not be conducted prior to the use of a supplier or subcontractor. Type I suppliers and subcontractors, regardless of how they were initially qualified, are re-evaluated at least once every three years.

In addition, prospective customers audit GEL during pre-contract audits. GEL hosts several external audits each year for both our clients and other programs. These programs include environmental monitoring, waste characterization, and radiobioassay. The following list of programs may audit GEL at least annually or up to every three years depending on the program.

- TNI, The NELAC Institute, National Environmental Laboratory Accreditation Program
- DOECAP, U.S. Department of Energy Consolidated Audit Program
- DOELAP, U.S. Department of Energy Laboratory Accreditation Program
- DOE QSAS, U.S. Department of Energy, Quality Systems for Analytical Services
- ISO/IEC 17025:2017
- A2LA, American Association for Laboratory Accreditation
- DoD ELAP, US Department of Defense Environmental Accreditation Program
- NUPIC, Nuclear Procurement Issues Committee
- South Carolina Department of Health and Environmental Control (SC DHEC)

The annual radiochemistry laboratory internal audit (21-RAD-001) was conducted in June, 2021. There were no findings or observations and four recommendations for improvements from this assessment.

4. Performance Evaluation Acceptance Criteria for Environmental Sample Analysis

GEL utilized an acceptance protocol based upon two performance models. For those inter-laboratory programs that already have established performance criteria for bias (i.e., MAPEP, and ERA/ELAP), GEL will utilize the criteria for the specific program. For intra-laboratory or third party quality control programs that do not have a specific acceptance criteria (i.e. the Eckert-Ziegler Analytics Environmental Cross-check Program), results will be evaluated in accordance with GEL's internal acceptance criteria.

5. Performance Evaluation Samples

Performance Evaluation (PE) results and internal quality control sample results are evaluated in accordance with GEL acceptance criteria. The first criterion concerns bias, which is defined as the deviation of any one result from the known value. The second criterion concerns precision, which deals with the ability of the measurement to be replicated by comparison of an individual result with the mean of all results for a given sample set.

At GEL, we also evaluate our analytical performance on a regular basis through statistical process control (SPC) acceptance criteria. Where feasible, this criterion is applied to both measures of precision and accuracy and is specific to sample matrix. We establish environmental process control limits at least annually.

For Radiochemistry analysis, quality control evaluation is based on static limits rather than those that are statistically derived. Our current process control limits are maintained in GEL's AlphaLIMS. We also measure precision with matrix duplicates and/or matrix spike duplicates. The upper and lower control limits (UCL and LCL respectively) for precision are plus or minus three times the standard deviation from the mean of a series of relative percent differences. The static precision criteria for radiochemical analyses are 0 - 20%, for activity levels exceeding the contract required detection limit (CRDL).

6. Quality Control Program for Environmental Sample Analysis

GEL's internal QA Program is designed to include QC functions such as instrumentation calibration checks (to insure proper instrument response), blank samples, instrumentation backgrounds, duplicates, as well as overall staff qualification analyses and statistical process controls. Both quality control and qualification analyses samples are used to be as similar as the matrix type of those samples submitted for analysis by the various laboratory clients. These performance test samples (or performance evaluation samples) are either actual sample submitted in duplicate in order to evaluate the precision of laboratory measurements, or fortified blank samples, which have been given a known quantity of a radioisotope that is in the interest to GEL's clients.

Accuracy (or Bias) is measured through laboratory control samples and/or matrix spikes, as well as surrogates and internal standards. The UCLs and LCLs for accuracy are plus or minus three times the standard deviation from the mean of a series of recoveries. The static limit for most radiochemical analyses is 75 - 125%. Specific instructions for out-of-control situations are provided in the applicable analytical SOP.

GEL's Laboratory Control Standard (LCS) is an aliquot of reagent water or other blank matrix to which known quantities of the method analytes are added in the laboratory. The LCS is analyzed exactly like a sample, and its purpose is to determine whether the methodology is in control, and whether the laboratory is capable of making accurate and precise measurements. Some methods may refer to these samples as Laboratory Fortified Blanks (LFB). The requirement for recovery is between 75% and 125% for radiological analyses excluding drinking water matrix.

$$\text{Bias (\%)} = \frac{(\text{observed concentration})}{(\text{known concentration})} * 100 \%$$

Precision is a data quality indicator of the agreement between measurements of the same property, obtained under similar conditions, and how well they conform to themselves. Precision is usually expressed as standard deviation, variance or range in either absolute or relative (percentage) terms.

GEL's laboratory duplicate (DUP or LCSD) is an aliquot of a sample taken from the same container and processed in the same manner under identical laboratory conditions. The aliquot is analyzed independently from the parent sample and the results are compared to measure precision and accuracy.

If a sample duplicate is analyzed, it will be reported as Relative Percent Difference (RPD). The RPD must be 20 percent or less, if both samples are greater than 5 times the MDC. If both results are less than 5 times MDC, then the RPD must be equal to or less than 100%. If one result is above the MDC and the other is below the MDC, then the RPD can be calculated using the MDC for the result of the one below the MDC. The RPD must be 100% or less. In the situation where both results are above the MDC but one result is greater than 5 times the MDC and the other is less than 5 times the MDC, the RPD must be less than or equal to 20%. If both results are below MDC, then the limits on % RPD are not applicable.

$$\text{Difference (\%)} = \frac{(\text{high duplicate result} - \text{low duplicate result})}{(\text{average of results})} * 100 \%$$

7. Summary of Data Results

During 2021, forty-five (45) radioisotopes associated with seven (7) matrix types were analyzed under GEL's Performance Evaluation program in participation with ERA, MAPEP, and Eckert & Ziegler Analytics. Matrix types were representative of client analyses performed during 2021. Of the four hundred thirty three (433) total results, 96.5%% (418 of 433) were found to be acceptable within the PT providers three sigma or other statistical criteria. The list below contains the type of matrix evaluated by GEL.

- Air Filter
- Cartridge
- Water
- Milk
- Soil
- Liquid
- Vegetation

Graphs are provided in Figures 1-9 of this report to allow for the evaluation of trends or biases. These graphs include radioisotopes Cobalt-60, Cesium-137, Tritium, Strontium-90, Gross Alpha, Gross Beta, Iodine-131, Americium-241, and Plutonium-238.

8. Summary of Participation in the Eckert & Ziegler Analytics Environmental Cross-Check Program

Eckert & Ziegler Analytics provided samples for one hundred thirty (130) individual environmental analyses. The accuracy of each result reported to Eckert & Ziegler Analytics, Inc. is measured by the ratio of GEL's result to the known value. All results fell within GEL's acceptance criteria (100% within acceptance).

9. Summary of Participation in the MAPEP Monitoring Program

MAPEP Series 44 and 45 were analyzed by the laboratory. Of the one hundred thirty (130) analyses, 96.1% (125 out of 130) fell within the PT provider's acceptance criteria.

10. Summary of Participation in the ERA MRaD PT Program

The ERA MRaD program provided samples (MRAD-34 and MRAD-35) for one hundred seventy-one (171) individual environmental analyses. Of the 171 analyses, 96.5% (165 out of 171) fell within the PT provider's acceptance criteria.

11. Summary of Participation in the ERA PT Program

The ERA program provided samples (RAD-124, RAD 125) for forty-three (43) individual environmental analyses. Of the 43 analyses, 88.4% (38 out of 43) fell within the PT provider's acceptance criteria.

All corrective actions are summarized in Table 8.

12. Corrective Action Request and Report (CARR)

There are two categories of corrective action at GEL. One is corrective action implemented at the analytical and data review level in accordance with the analytical SOP. The other is formal corrective action documented by the Quality Systems Team in accordance with GL-QS-E-002. A formal corrective action is initiated when a nonconformance reoccurs or is so significant that permanent elimination or prevention of the problem is required. Formal corrective action investigations include root cause analysis.

GEL includes quality requirements in most analytical standard operating procedures to ensure that data are reported only if the quality control criteria are met or the quality control measures that did not meet the acceptance criteria are documented. A formal corrective action is implemented according to GL-QS-E-002 for Conducting Corrective/Preventive Action and Identifying Opportunities for Improvement. Recording and documentation is performed following guidelines stated in GL-QS-E-012 for Client NCR Database Operation.

Any employee at GEL can identify and report a nonconformance and request that corrective action be taken. Any GEL employee can participate on a corrective action team as requested by the QS team or Group Leaders. The steps for conducting corrective action are detailed in GL-QS-E-002. In the event that correctness or validity of the laboratory's test results in doubt, the laboratory will take corrective action. If investigations show that the results have been impacted, affected clients will be informed of the issue in writing within five (5) calendar days of the discovery.

Table 8 provides the status of CARRs for radiological performance testing during 2021. **It has been determined that causes of the unacceptable results did not impact any data reported to our clients.**

- CARR 210311-1305 for PT Failures in RAD Study 124
- CARR 210524-1327 for PT Failures in RAD Study 125
- CARR 210723-1339 for PT Failures in MAPEP Study 44
- CARR 210603-1329 for PT Failures in MRAD Study 34
- CARR 211216-1360 for PT Failures in MAPEP Study 45
- CARR 211215-1358 for PT Failures in MRAD Study 35

13. References

1. GEL Quality Assurance Plan, GL-QS-B-001
2. GEL Standard Operating Procedure for the Conduct of Quality Audits, GL-QS-E-001
3. GEL Standard Operating Procedure for Conducting Corrective/Preventive Action and Identifying Opportunities for Improvement, GL-QS-E-002
4. GEL Standard Operating Procedure for AlphaLIMS Documentation of Nonconformance Reporting and Dispositioning and Control of Nonconforming Items, GL-QS-E-004
5. GEL Standard Operating Procedure for Handling Proficiency Evaluation Samples, GL-QS-E-013
6. GEL Standard Operating Procedure for Quality Assurance Measurement Calculations and Processes, GL-QS-E-014
7. 40 CFR Part 136 Guidelines Establishing Test Procedures for the Analysis of Pollutants
8. ISO/IEC 17025-2017, General Requirements for the Competence of Testing and Calibration Laboratories
9. ANSI/ASQC E4-1994, Specifications and Guidelines for Quality Systems for Environmental Data Collection and Environmental Technology Programs, American National Standard
10. 2009 TNI Standard, The NELAC Institute, National Environmental Accreditation Program
11. MARLAP, Multi-Agency Radiological Laboratory Analytical Protocols
12. 10 CFR Part 21, Reporting of Defects and Noncompliance
13. 10 CFR Part 50 Appendix B, Quality Assurance Criteria for Nuclear Power Plants and Fuel Reprocessing Plants
14. 10 CFR Part 61, Licensing Requirements for Land Disposal and Radioactive Waste
15. NRC REG Guide 4.15 and NRC REG Guide 4.8

TABLE 1
2021 RADIOLOGICAL PROFICIENCY TESTING RESULTS AND ACCEPTANCE CRITERIA

PT Provider	Quarter / Year	Report Closing / Received Date	Sample Number	Sample Media	Units	Analyte	Reported Value	Assigned Value	Acceptance Limits	Performance Evaluation
ERA	1st/2021	03/02/21	RAD-124	Water	pCi/L	Barium-133	22.3	23.8	18.4 - 27.4	Acceptable
ERA	1st/2021	03/02/21	RAD-124	Water	pCi/L	Cesium-134	46.8	42.8	34.2 - 47.1	Acceptable
ERA	1st/2021	03/02/21	RAD-124	Water	pCi/L	Cesium-137	148	148	133 - 165	Acceptable
ERA	1st/2021	03/02/21	RAD-124	Water	pCi/L	Cesium-137	148	148	133 - 165	Acceptable
ERA	1st/2021	03/02/21	RAD-124	Water	pCi/L	Cobalt-60	36.7	34.6	30.8 - 40.8	Acceptable
ERA	1st/2021	03/02/21	RAD-124	Water	pCi/L	Zinc-65	68.2	61.6	54.6 - 75.0	Acceptable
ERA	1st/2021	03/02/21	RAD-124	Water	pCi/L	Gross Alpha	69.6	63.3	33.2 - 78.5	Acceptable
ERA	1st/2021	03/02/21	RAD-124	Water	pCi/L	Gross Beta	38.8	39.8	26.4 - 47.3	Acceptable
ERA	1st/2021	03/02/21	RAD-124	Water	pCi/L	Radium-226	8.42*	15.5	11.5 - 17.8	Not Acceptable
ERA	1st/2021	03/02/21	RAD-124	Water	pCi/L	Radium-228	19.5*	12.9	8.54 - 15.8	Not Acceptable
ERA	1st/2021	03/02/21	RAD-124	Water	pCi/L	Radium-228	14.6	12.9	8.54 - 15.8	Acceptable
ERA	1st/2021	03/02/21	RAD-124	Water	pCi/L	Uranium (Nat)	29.4	30.1	24.4 - 33.4	Acceptable
ERA	1st/2021	03/02/21	RAD-124	Water	pCi/L	Uranium (Nat) mass	44.6	43.9	35.5 - 48.7	Acceptable
ERA	1st/2021	03/02/21	RAD-124	Water	pCi/L	Tritium	2000	2120	1750 - 2350	Acceptable
ERA	1st/2021	03/02/21	RAD-124	Water	pCi/L	Tritium	2020	2120	1750 - 2350	Acceptable
ERA	1st/2021	03/02/21	RAD-124	Water	pCi/L	Strontium-89	74.6	61.3	49.4 - 69.2	Not Acceptable
ERA	1st/2021	03/02/21	RAD-124	Water	pCi/L	Strontium-89	65.7	61.3	49.4 - 69.2	Acceptable
ERA	1st/2021	03/02/21	RAD-124	Water	pCi/L	Strontium-90	32.5	40.6	29.9 - 46.7	Acceptable
ERA	1st/2021	03/02/21	RAD-124	Water	pCi/L	Strontium-90	38.2	40.6	29.9 - 46.7	Acceptable
ERA	1st/2021	03/02/21	RAD-124	Water	pCi/L	Iodine-131	30.2	27.9	23.2 - 32.8	Acceptable
ERA	1st/2021	03/02/21	RAD-124	Water	pCi/L	Iodine-131	31.7	27.9	23.2 - 32.8	Acceptable
EZA	1st/2021	03/11/21	E13356	Cartridge	pCi	Iodine-131	9.34E+01	8.80E+01	1.06	Acceptable
EZA	1st/2021	03/11/21	E13357	Milk	pCi/L	Strontium-89	9.55E+01	8.71E+01	1.1	Acceptable
EZA	1st/2021	03/11/21	E13357	Milk	pCi/L	Strontium-90	1.14E+01	1.26E+01	0.9	Acceptable
EZA	1st/2021	03/11/21	E13358	Milk	pCi/L	Cerium-141	1.32E+02	1.25E+02	1.05	Acceptable
EZA	1st/2021	03/11/21	E13358	Milk	pCi/L	Cobalt-58	1.33E+02	1.28E+02	1.04	Acceptable
EZA	1st/2021	03/11/21	E13358	Milk	pCi/L	Cobalt-60	1.57E+02	1.54E+02	1.02	Acceptable
EZA	1st/2021	03/11/21	E13358	Milk	pCi/L	Chromium-51	2.33E+02	2.42E+02	0.96	Acceptable
EZA	1st/2021	03/11/21	E13358	Milk	pCi/L	Cesium-134	1.37E+02	1.51E+02	0.9	Acceptable
EZA	1st/2021	03/11/21	E13358	Milk	pCi/L	Cesium-137	1.12E+02	1.10E+02	1.02	Acceptable
EZA	1st/2021	03/11/21	E13358	Milk	pCi/L	Manganese-54	1.15E+02	1.12E+02	1.02	Acceptable
EZA	1st/2021	03/11/21	E13358	Milk	pCi/L	Iron-59	1.21E+02	1.09E+02	1.11	Acceptable
EZA	1st/2021	03/11/21	E13358	Milk	pCi/L	Iodine-131	8.39E+01	8.69E+01	0.97	Acceptable
EZA	1st/2021	03/11/21	E13358	Milk	pCi/L	Zinc-65	2.38E+02	2.11E+02	1.13	Acceptable
EZA	1st/2021	03/11/21	E13359	Water	pCi/L	Cerium-141	1.26E+02	1.24E+02	1.02	Acceptable
EZA	1st/2021	03/11/21	E13359	Water	pCi/L	Cobalt-58	1.34E+02	1.26E+02	1.06	Acceptable
EZA	1st/2021	03/11/21	E13359	Water	pCi/L	Cobalt-60	1.54E+02	1.52E+02	1.01	Acceptable
EZA	1st/2021	03/11/21	E13359	Water	pCi/L	Cesium-134	1.35E+02	1.50E+02	0.9	Acceptable
EZA	1st/2021	03/11/21	E13359	Water	pCi/L	Cesium-137	1.15E+02	1.09E+02	1.06	Acceptable
EZA	1st/2021	03/11/21	E13359	Water	pCi/L	Iodine-131	9.64E+01	8.79E+01	1.1	Acceptable
EZA	1st/2021	03/11/21	E13359	Water	pCi/L	Iron-59	1.12E+02	1.08E+02	1.04	Acceptable
EZA	1st/2021	03/11/21	E13359	Water	pCi/L	Manganese-54	1.17E+02	1.11E+02	1.05	Acceptable
EZA	1st/2021	03/11/21	E13359	Water	pCi/L	Zinc-65	2.24E+02	2.08E+02	1.08	Acceptable
ERA	2nd/2021	5/25/2021	MRAD 34	Soil	pCi/kg	Actinium-228	3260	3170	2090 - 3990	Acceptable
ERA	2nd/2021	5/25/2021	MRAD 34	Soil	pCi/kg	Americium-241	1580	1620	875 - 2290	Acceptable
ERA	2nd/2021	5/25/2021	MRAD 34	Soil	pCi/kg	Bismuth-212	3300	3280	939 - 4890	Acceptable
ERA	2nd/2021	5/25/2021	MRAD 34	Soil	pCi/kg	Bismuth-214	1370	1380	662 - 2050	Acceptable
ERA	2nd/2021	5/25/2021	MRAD 34	Soil	pCi/kg	Cesium-134	5380	5920	4050 - 7080	Acceptable
ERA	2nd/2021	5/25/2021	MRAD 34	Soil	pCi/kg	Cesium-137	7580	7570	5720 - 9570	Acceptable

ERA	2nd/2021	5/25/2021	MRAD 34	Soil	pCi/kg	Cobalt-60	4660	5060	3980 - 6250	Acceptable
ERA	2nd/2021	5/25/2021	MRAD 34	Soil	pCi/kg	Lead-212	3830	3350	2340 - 4240	Acceptable
ERA	2nd/2021	5/25/2021	MRAD 34	Soil	pCi/kg	Lead-212	3830	3350	2340 - 4240	Acceptable
ERA	2nd/2021	5/25/2021	MRAD 34	Soil	pCi/kg	Lead-214	1760	1440	605 - 2260	Acceptable
ERA	2nd/2021	5/25/2021	MRAD 34	Soil	pCi/kg	Manganese-54	<28.3	<1000	<1000	Acceptable
ERA	2nd/2021	5/25/2021	MRAD 34	Soil	pCi/kg	Plutonium-238	1810	1930	963 - 2930	Acceptable
ERA	2nd/2021	5/25/2021	MRAD 34	Soil	pCi/kg	Plutonium-239	1610	1720	937 - 2480	Acceptable
ERA	2nd/2021	5/25/2021	MRAD 34	Soil	pCi/kg	Potassium-40	24400	24700	17000 - 29500	Acceptable
ERA	2nd/2021	5/25/2021	MRAD 34	Soil	pCi/kg	Strontium-90	10200	9190	2860 - 14300	Acceptable
ERA	2nd/2021	5/25/2021	MRAD 34	Soil	pCi/kg	Thorium-234	4870	4020	1520 - 6880	Acceptable
ERA	2nd/2021	5/25/2021	MRAD 34	Soil	pCi/kg	Uranium-234	3650	4060	1900 - 5320	Acceptable
ERA	2nd/2021	5/25/2021	MRAD 34	Soil	pCi/kg	Uranium-234	3740	4060	1900 - 5320	Acceptable
ERA	2nd/2021	5/25/2021	MRAD 34	Soil	pCi/kg	Uranium-238	3480	4020	2210 - 5400	Acceptable
ERA	2nd/2021	5/25/2021	MRAD 34	Soil	pCi/kg	Uranium-238	3320	4020	2210 - 5400	Acceptable
ERA	2nd/2021	5/25/2021	MRAD 34	Soil	pCi/kg	Uranium-Total	7300	8260	4580 - 10700	Acceptable
ERA	2nd/2021	5/25/2021	MRAD 34	Soil	pCi/kg	Uranium-Total	7060	8260	4580 - 10700	Acceptable
ERA	2nd/2021	5/25/2021	MRAD 34	Soil	µg/kg	Uranium-Total (mass)	10400	12000	5420 - 16200	Acceptable
ERA	2nd/2021	5/25/2021	MRAD 34	Soil	µg/kg	Uranium-Total (mass)	9950	12000	5420 - 16200	Acceptable
ERA	2nd/2021	5/25/2021	MRAD 34	Soil	pCi/kg	Zinc-65	7090	7040	5620 - 9600	Acceptable
ERA	2nd/2021	5/25/2021	MRAD 34	veg	pCi/kg	Americium-241	2210	2460	1520 - 3470	Acceptable
ERA	2nd/2021	5/25/2021	MRAD 34	veg	pCi/kg	Cesium-134	1920	2350	1560 - 3130	Acceptable
ERA	2nd/2021	5/25/2021	MRAD 34	veg	pCi/kg	Cesium-137	2590	2720	2090 - 3660	Acceptable
ERA	2nd/2021	5/25/2021	MRAD 34	veg	pCi/kg	Cobalt-60	1640	1610	1260 - 2100	Acceptable
ERA	2nd/2021	5/25/2021	MRAD 34	veg	pCi/kg	Curium-244	3260	3750	2110 - 4660	Acceptable
ERA	2nd/2021	5/25/2021	MRAD 34	veg	pCi/kg	Manganese-54	<26.8	<300	<300	Acceptable
ERA	2nd/2021	5/25/2021	MRAD 34	veg	pCi/kg	Plutonium-238	3450	3610	2500 - 4660	Acceptable
ERA	2nd/2021	5/25/2021	MRAD 34	veg	pCi/kg	Plutonium-239	1750	1820	1260 - 2300	Acceptable
ERA	2nd/2021	5/25/2021	MRAD 34	veg	pCi/kg	Potassium-40	36700	33300	25000 - 42200	Acceptable
ERA	2nd/2021	5/25/2021	MRAD 34	veg	pCi/kg	Strontium-90	986	1260	710 - 1640	Acceptable
ERA	2nd/2021	5/25/2021	MRAD 34	veg	pCi/kg	Strontium-90	986	1260	710 - 1640	Acceptable
ERA	2nd/2021	5/25/2021	MRAD 34	veg	pCi/kg	Uranium-234	1370	1420	998 - 1810	Acceptable
ERA	2nd/2021	5/25/2021	MRAD 34	veg	pCi/kg	Uranium-238	1380	1410	996 - 1760	Acceptable
ERA	2nd/2021	5/25/2021	MRAD 34	veg	pCi/kg	Uranium-Total	2830	2900	1850 - 3910	Acceptable
ERA	2nd/2021	5/25/2021	MRAD 34	veg	µg/kg	Uranium-Total (mass)	4150	4230	3250 - 5240	Acceptable
ERA	2nd/2021	5/25/2021	MRAD 34	veg	pCi/kg	Zinc-65	797	766	572 - 1140	Acceptable
ERA	2nd/2021	5/25/2021	MRAD 34	veg	pCi/Filter	Americium-241	61.8	60.2	43.0 - 80.3	Acceptable
ERA	2nd/2021	5/25/2021	MRAD 34	Filter	pCi/Filter	Cesium-134	958	1030	668 - 1260	Acceptable
ERA	2nd/2021	5/25/2021	MRAD 34	Filter	pCi/Filter	Cesium-134	958	1030	668 - 1260	Acceptable
ERA	2nd/2021	5/25/2021	MRAD 34	Filter	pCi/Filter	Cesium-137	159	163	134 - 214	Acceptable
ERA	2nd/2021	5/25/2021	MRAD 34	Filter	pCi/Filter	Cesium-137	159	163	134 - 214	Acceptable
ERA	2nd/2021	5/25/2021	MRAD 34	Filter	pCi/Filter	Cobalt-60	1280	1220	1040 - 1550	Acceptable
ERA	2nd/2021	5/25/2021	MRAD 34	Filter	pCi/Filter	Iron-55	103	121	44.2 - 193	Acceptable
ERA	2nd/2021	5/25/2021	MRAD 34	Filter	pCi/Filter	Manganese-54	<6.46	<50.0	<50.0	Acceptable
ERA	2nd/2021	5/25/2021	MRAD 34	Filter	pCi/Filter	Plutonium-238	35.9	35.4	26.7 - 43.5	Acceptable
ERA	2nd/2021	5/25/2021	MRAD 34	Filter	pCi/Filter	Plutonium-239	20.1	20.5	15.3 - 24.7	Acceptable
ERA	2nd/2021	5/25/2021	MRAD 34	Filter	pCi/Filter	Strontium-90	181	189	120 - 257	Acceptable
ERA	2nd/2021	5/25/2021	MRAD 34	Filter	pCi/Filter	Uranium-234	24.1	25.5	18.9 - 29.9	Acceptable
ERA	2nd/2021	5/25/2021	MRAD 34	Filter	pCi/Filter	Uranium-234	26.4	25.5	18.9 - 29.9	Acceptable
ERA	2nd/2021	5/25/2021	MRAD 34	Filter	pCi/Filter	Uranium-238	24.6	25.3	19.1 - 30.2	Acceptable
ERA	2nd/2021	5/25/2021	MRAD 34	Filter	pCi/Filter	Uranium-238	23.5	25.3	19.1 - 30.2	Acceptable
ERA	2nd/2021	5/25/2021	MRAD 34	Filter	pCi/Filter	Uranium-Total	50	52	38.0 - 61.7	Acceptable
ERA	2nd/2021	5/25/2021	MRAD 34	Filter	pCi/Filter	Uranium-Total	49.9	52	38.0 - 61.7	Acceptable
ERA	2nd/2021	5/25/2021	MRAD 34	Filter	µg/Filter	Uranium-Total (mass)	73.8	75.9	60.9 - 88.9	Acceptable
ERA	2nd/2021	5/25/2021	MRAD 34	Filter	µg/Filter	Uranium-Total (mass)	70.5	75.9	60.9 - 88.9	Acceptable
ERA	2nd/2021	5/25/2021	MRAD 34	Filter	pCi/Filter	Zinc-65	840	771	632 - 1180	Acceptable
ERA	2nd/2021	5/25/2021	MRAD 34	Filter	pCi/Filter	Gross Alpha	391*	96.1	50.2 - 158	Not Acceptable

ERA	2nd/2021	5/25/2021	MRAD 34	Filter	pCi/Filter	Gross Beta	71.5	62.6	38.0 - 94.6	Acceptable
ERA	2nd/2021	5/25/2021	MRAD 34	Water	pCi/L	Americium-241	160	157	108 - 201	Acceptable
ERA	2nd/2021	5/25/2021	MRAD 34	Water	pCi/L	Cesium-134	1550	1610	1220 - 1770	Acceptable
ERA	2nd/2021	5/25/2021	MRAD 34	Water	pCi/L	Cesium-137	595	578	495 - 657	Acceptable
ERA	2nd/2021	5/25/2021	MRAD 34	Water	pCi/L	Cobalt-60	2310	2180	1880 - 2500	Acceptable
ERA	2nd/2021	5/25/2021	MRAD 34	Water	pCi/L	Cobalt-60	2310	2180	1880 - 2500	Acceptable
ERA	2nd/2021	5/25/2021	MRAD 34	Water	pCi/L	Cobalt-60	2310	2180	1880 - 2500	Acceptable
ERA	2nd/2021	5/25/2021	MRAD 34	Water	pCi/L	Iron-55	494	275	162 - 400	Not Acceptable
ERA	2nd/2021	5/25/2021	MRAD 34	Water	pCi/L	Manganese-54	<6.01	<100	<100	Acceptable
ERA	2nd/2021	5/25/2021	MRAD 34	Water	pCi/L	Plutonium-238	115	171	103 - 222	Acceptable
ERA	2nd/2021	5/25/2021	MRAD 34	Water	pCi/L	Plutonium-239	95.2	142	87.9 - 175	Acceptable
ERA	2nd/2021	5/25/2021	MRAD 34	Water	pCi/L	Strontium-90	736	671	483 - 829	Acceptable
ERA	2nd/2021	5/25/2021	MRAD 34	Water	pCi/L	Uranium-234	140	160	122 - 183	Acceptable
ERA	2nd/2021	5/25/2021	MRAD 34	Water	pCi/L	Uranium-234	162	160	122 - 183	Acceptable
ERA	2nd/2021	5/25/2021	MRAD 34	Water	pCi/L	Uranium-234	152	160	122 - 183	Acceptable
ERA	2nd/2021	5/25/2021	MRAD 34	Water	pCi/L	Uranium-238	146	158	122 - 186	Acceptable
ERA	2nd/2021	5/25/2021	MRAD 34	Water	pCi/L	Uranium-238	158	158	122 - 186	Acceptable
ERA	2nd/2021	5/25/2021	MRAD 34	Water	pCi/L	Uranium-238	145	158	122 - 186	Acceptable
ERA	2nd/2021	5/25/2021	MRAD 34	Water	pCi/L	Uranium-Total	292	325	254 - 370	Acceptable
ERA	2nd/2021	5/25/2021	MRAD 34	Water	pCi/L	Uranium-Total	297	325	254 - 370	Acceptable
ERA	2nd/2021	5/25/2021	MRAD 34	Water	µg/L	Uranium-Total (mass)	436	474	384 - 538	Acceptable
ERA	2nd/2021	5/25/2021	MRAD 34	Water	µg/L	Uranium-Total (mass)	433	474	384 - 538	Acceptable
ERA	2nd/2021	5/25/2021	MRAD 34	Water	pCi/L	Zinc-65	1900	1720	1530 - 2170	Acceptable
ERA	2nd/2021	5/25/2021	MRAD 34	Water	pCi/L	Gross Alpha	87.8	62.2	22.7 - 85.8	Not Acceptable
ERA	2nd/2021	5/25/2021	MRAD 34	Water	pCi/L	Gross Beta	73.7	103	51.5 - 142	Acceptable
ERA	2nd/2021	5/25/2021	MRAD 34	Water	pCi/L	Tritium	24900	22800	17200 - 27800	Acceptable
ERA	2nd/2021	5/25/2021	RAD 125	Water	pCi/L	Radium-226	14.2	19.3	14.3 - 22.0	Not Acceptable
ERA	2nd/2021	5/25/2021	RAD 125	Water	pCi/L	Radium-228	9.98	10.3	6.71 - 12.8	Acceptable
ERA	2nd/2021	5/25/2021	RAD 125	Water	pCi/L	Strontium-89	59.3	63.5	51.4 - 71.5	Acceptable
MAPEP	2nd/2021	06/22/21	MAPEP-21-GrF44	Filter	Bq/smpl	Gross Alpha	0.864	1.77	0.53-3.01	Acceptable
MAPEP	2nd/2021	06/22/21	MAPEP-21-GrF44	Filter	Bq/smpl	Gross Beta	0.639	0.649	0.325-0.974	Acceptable
MAPEP	2nd/2021	06/22/21	MAPEP-21-GrF44	Water	Bq/L	Gross Alpha	0.782	0.87	0.26-1.48	Acceptable
MAPEP	2nd/2021	06/22/21	MAPEP-21-GrF44	Water	Bq/L	Gross Beta	2.40	2.50	1.25-3.75	Acceptable
MAPEP	2nd/2021	06/22/21	MAPEP-21-MaS44	Soil	Bq/Kg	Americium-241	89.6	88	62-114	Acceptable
MAPEP	2nd/2021	06/22/21	MAPEP-21-MaS44	Soil	Bq/Kg	Cesium-134	2.92		False pos. test	Acceptable
MAPEP	2nd/2021	06/22/21	MAPEP-21-MaS44	Soil	Bq/Kg	Cesium-137	1590	1550	1085-2015	Acceptable
MAPEP	2nd/2021	06/22/21	MAPEP-21-MaS44	Soil	Bq/Kg	Cobalt-57	1010	920	644-1196	Acceptable
MAPEP	2nd/2021	06/22/21	MAPEP-21-MaS44	Soil	Bq/Kg	Cobalt-60	1320	1370	959-1781	Acceptable
MAPEP	2nd/2021	06/22/21	MAPEP-21-MaS44	Soil	Bq/Kg	Iron-55	1150	910	637-1183	Acceptable
MAPEP	2nd/2021	06/22/21	MAPEP-21-MaS44	Soil	Bq/Kg	Manganese-54	1.84		False pos. test	Acceptable
MAPEP	2nd/2021	06/22/21	MAPEP-21-MaS44	Soil	Bq/Kg	Nickel-63	597	689	482-896	Acceptable
MAPEP	2nd/2021	06/22/21	MAPEP-21-MaS44	Soil	Bq/Kg	Plutonium-238	51.2	49.1	34.4-63.8	Acceptable
MAPEP	2nd/2021	06/22/21	MAPEP-21-MaS44	Soil	Bq/Kg	Plutonium-239/240	-0.819		False pos. test	Acceptable
MAPEP	2nd/2021	06/22/21	MAPEP-21-MaS44	Soil	Bq/Kg	Potassium-40	618	618	433-803	Acceptable
MAPEP	2nd/2021	06/22/21	MAPEP-21-MaS44	Soil	Bq/Kg	Strontium-90	313	272	190-354	Acceptable
MAPEP	2nd/2021	06/22/21	MAPEP-21-MaS44	Soil	Bq/Kg	Technetium-99	576	638	447-829	Acceptable
MAPEP	2nd/2021	06/22/21	MAPEP-21-MaS44	Soil	Bq/Kg	U-234/233	57.1	59	41-77	Acceptable
MAPEP	2nd/2021	06/22/21	MAPEP-21-MaS44	Soil	Bq/Kg	Uranium-238	194	208	146-270	Acceptable
MAPEP	2nd/2021	06/22/21	MAPEP-21-MaS44	Soil	Bq/Kg	Zinc-65	627	604	423-785	Acceptable

MAPEP	2nd/2021	06/22/21	MAPEP-21-MaW44	Water	Bq/L	Americium-241	0.0145		False pos. test	Acceptable
MAPEP	2nd/2021	06/22/21	MAPEP-21-MaW44	Water	Bq/L	Cesium-134	10.6	11.5	8.1-15.0	Acceptable
MAPEP	2nd/2021	06/22/21	MAPEP-21-MaW44	Water	Bq/L	Cesium-137	8.54	7.9	5.5-10.3	Acceptable
MAPEP	2nd/2021	06/22/21	MAPEP-21-MaW44	Water	Bq/L	Cobalt-57	12.2	11.4	8.0-14.8	Acceptable
MAPEP	2nd/2021	06/22/21	MAPEP-21-MaW44	Water	Bq/L	Cobalt-60	0.146		False pos. test	Acceptable
MAPEP	2nd/2021	06/22/21	MAPEP-21-MaW44	Water	Bq/L	Hydrogen-3	2.27		False pos. test	Acceptable
MAPEP	2nd/2021	06/22/21	MAPEP-21-MaW44	Water	Bq/L	Iron-55	27.1	26.9	18.8-35.0	Acceptable
MAPEP	2nd/2021	06/22/21	MAPEP-21-MaW44	Water	Bq/L	Manganese-54	16.7	15.5	10.9-20.2	Acceptable
MAPEP	2nd/2021	06/22/21	MAPEP-21-MaW44	Water	Bq/L	Nickel-63	10.4	8.2	5.7-10.7	Acceptable
MAPEP	2nd/2021	06/22/21	MAPEP-21-MaW44	Water	Bq/L	Plutonium-238	0.515	0.577	0.404-0.750	Acceptable
MAPEP	2nd/2021	06/22/21	MAPEP-21-MaW44	Water	Bq/L	Plutonium-239/240	0.564	0.649	0.454-0.844	Acceptable
MAPEP	2nd/2021	06/22/21	MAPEP-21-MaW44	Water	Bq/L	Potassium-40	-0.886		False pos. test	Acceptable
MAPEP	2nd/2021	06/22/21	MAPEP-21-MaW44	Water	Bq/L	Radium-226	0.538	0.632	0.442-0.822	Acceptable
MAPEP	2nd/2021	06/22/21	MAPEP-21-MaW44	Water	Bq/L	Strontium-90	4.95	4.47	3.13-5.81	Acceptable
MAPEP	2nd/2021	06/22/21	MAPEP-21-MaW44	Water	Bq/L	Technetium-99	3.69	4.01	2.81-5.21	Acceptable
MAPEP	2nd/2021	06/22/21	MAPEP-21-MaW44	Water	Bq/L	Uranium-234/233	0.884	0.85	0.60-1.11	Acceptable
MAPEP	2nd/2021	06/22/21	MAPEP-21-MaW44	Water	Bq/L	Uranium-238	0.913	0.86	0.60-1.12	Acceptable
MAPEP	2nd/2021	06/22/21	MAPEP-21-MaW44	Water	Bq/L	Zinc-65	11.6	10.5	7.4-13.7	Acceptable
MAPEP	2nd/2021	06/22/21	MAPEP-21-RdF44	Filter	ug/smpl	Uranium-235	0.0366	0.0353	0.0247-0.0459	Acceptable
MAPEP	2nd/2021	06/22/21	MAPEP-21-RdF44	Filter	ug/smpl	Uranium-238	5.19	5.03	3.52-6.54	Acceptable
MAPEP	2nd/2021	06/22/21	MAPEP-21-RdF44	Filter	ug/smpl	Uranium-Total	5.22	5.07	3.55-6.59	Acceptable
MAPEP	2nd/2021	06/22/21	MAPEP-21-RdF44	Filter	Bq/smpl	Americium-241	0.0385	0.037	0.026-0.048	Acceptable
MAPEP	2nd/2021	06/22/21	MAPEP-21-RdF44	Filter	Bq/smpl	Cesium-134	2.12	2.14	1.50-2.78	Acceptable
MAPEP	2nd/2021	06/22/21	MAPEP-21-RdF44	Filter	Bq/smpl	Cesium-137	-0.0168		False pos. test	Acceptable
MAPEP	2nd/2021	06/22/21	MAPEP-21-RdF44	Filter	Bq/smpl	Cobalt-57	0.74	0.686	0.480-0.892	Acceptable
MAPEP	2nd/2021	06/22/21	MAPEP-21-RdF44	Filter	Bq/smpl	Cobalt-60	0.0325		False pos. test	Acceptable
MAPEP	2nd/2021	06/22/21	MAPEP-21-RdF44	Filter	Bq/smpl	Manganese-54	0.368	0.312	0.218-0.406	Acceptable
MAPEP	2nd/2021	06/22/21	MAPEP-21-RdF44	Filter	Bq/smpl	Plutonium-238	0.0207	0.0228	0.0160-0.0296	Acceptable
MAPEP	2nd/2021	06/22/21	MAPEP-21-RdF44	Filter	Bq/smpl	Plutonium-239/240	0.0417	0.0453	0.0317-0.0589	Acceptable
MAPEP	2nd/2021	06/22/21	MAPEP-21-RdF44	Filter	Bq/smpl	Strontium-90	0.89	0.749	0.524-0.974	Acceptable
MAPEP	2nd/2021	06/22/21	MAPEP-21-RdF44	Filter	Bq/smpl	Uranium-234/233	0.063	0.06	0.04-0.08	Acceptable
MAPEP	2nd/2021	06/22/21	MAPEP-21-RdF44	Filter	Bq/smpl	Uranium-238	0.0617	0.063	0.044-0.082	Acceptable
MAPEP	2nd/2021	06/22/21	MAPEP-21-RdF44	Filter	Bq/smpl	Zinc-65	0.457	0.352	0.246-0.458	Acceptable
MAPEP	2nd/2021	06/22/21	MAPEP-21-RdV44	veg	Bq/smpl	Americium-241	0.0605	0.0586	0.0410-0.0762	Acceptable
MAPEP	2nd/2021	06/22/21	MAPEP-21-RdV44	veg	Bq/smpl	Cesium-134	2.51	3.6	2.52-4.68	Not Acceptable
MAPEP	2nd/2021	06/22/21	MAPEP-21-RdV44	veg	Bq/smpl	Cesium-137	3.75	4.69	3.28-6.10	Acceptable
MAPEP	2nd/2021	06/22/21	MAPEP-21-RdV44	veg	Bq/smpl	Cobalt-57	3.73	5.05	3.54-6.57	Acceptable
MAPEP	2nd/2021	06/22/21	MAPEP-21-RdV44	veg	Bq/smpl	Cobalt-60	2.36	2.99	2.09-3.89	Acceptable
MAPEP	2nd/2021	06/22/21	MAPEP-21-RdV44	veg	Bq/smpl	Manganese-54	4.13	5.25	3.68-6.83	Acceptable
MAPEP	2nd/2021	06/22/21	MAPEP-21-RdV44	veg	Bq/smpl	Plutonium-238	0.0467	0.0446	0.0312-0.058	Acceptable
MAPEP	2nd/2021	06/22/21	MAPEP-21-RdV44	veg	Bq/smpl	Plutonium-239/240	0.0912	0.0912	0.0645-0.1197	Acceptable

MAPEP	2nd/2021	06/22/21	MAPEP-21-RdV44	veg	Bq/smpl	Strontium-90	0.444	0.673	0.471-0.875	Not Acceptable
MAPEP	2nd/2021	06/22/21	MAPEP-21-RdV44	veg	Bq/smpl	Uranium-234/233	0.136	0.138	0.097-0.179	Acceptable
MAPEP	2nd/2021	06/22/21	MAPEP-21-RdV44	veg	Bq/smpl	Uranium-238	0.143	0.143	0.100-0.186	Acceptable
MAPEP	2nd/2021	06/22/21	MAPEP-21-RdV44	veg	Bq/smpl	Zinc-65	-0.0042		False pos. test	Acceptable
EZA	2nd/2021	08/06/21	E13360	Cartridge	pCi	Iodine-131	9.99E+01	9.08E+01	1.10	Acceptable
EZA	2nd/2021	08/06/21	E13362	Milk	pCi/L	Cerium-141	2.12E+02	2.17E+02	0.98	Acceptable
EZA	2nd/2021	08/06/21	E13362	Milk	pCi/L	Cobalt-58	2.09E+02	2.16E+02	0.97	Acceptable
EZA	2nd/2021	08/06/21	E13362	Milk	pCi/L	Cobalt-60	2.62E+02	2.60E+02	1.01	Acceptable
EZA	2nd/2021	08/06/21	E13362	Milk	pCi/L	Chromium-51	2.66E+02	6.42E+02	1.02	Acceptable
EZA	2nd/2021	08/06/21	E13362	Milk	pCi/L	Cesium-134	2.34E+02	2.57E+02	0.91	Acceptable
EZA	2nd/2021	08/06/21	E13362	Milk	pCi/L	Cesium-137	2.32E+02	2.26E+02	1.03	Acceptable
EZA	2nd/2021	08/06/21	E13362	Milk	pCi/L	Iron-59	2.50E+02	2.21E+02	1.13	Acceptable
EZA	2nd/2021	08/06/21	E13362	Milk	pCi/L	Iodine-131	8.04E+01	8.38E+01	0.96	Acceptable
EZA	2nd/2021	08/06/21	E13362	Milk	pCi/L	Manganese-54	3.05E+02	3.00E+02	1.02	Acceptable
EZA	2nd/2021	08/06/21	E13362	Milk	pCi/L	Zinc-65	3.93E+02	3.62E+02	1.09	Acceptable
EZA	2nd/2021	08/06/21	E13363	Water	pCi/L	Cerium-141	1.96E+02	1.80E+02	1.09	Acceptable
EZA	2nd/2021	08/06/21	E13174	Water	pCi/L	Cobalt-58	1.84E+02	1.79E+02	1.03	Acceptable
EZA	2nd/2021	08/06/21	E13174	Water	pCi/L	Cobalt-60	2.20E+02	2.15E+02	1.02	Acceptable
EZA	2nd/2021	08/06/21	E13174	Water	pCi/L	Chromium-51	5.65E+02	5.33E+02	1.06	Acceptable
EZA	2nd/2021	08/06/21	E13174	Water	pCi/L	Cesium-134	2.02E+02	2.13E+02	0.95	Acceptable
EZA	2nd/2021	08/06/21	E13174	Water	pCi/L	Cesium-137	2.00E+02	1.88E+02	1.07	Acceptable
EZA	2nd/2021	08/06/21	E13174	Water	pCi/L	Iron-59	2.12E+02	1.83E+02	1.16	Acceptable
EZA	2nd/2021	08/06/21	E13174	Water	pCi/L	Iodine-131	9.21E+01	9.20E+01	1.00	Acceptable
EZA	2nd/2021	08/06/21	E13174	Water	pCi/L	Manganese-54	2.75E+02	2.49E+02	1.10	Acceptable
EZA	2nd/2021	08/06/21	E13174	Water	pCi/L	Zinc-65	3.35E+02	3.00E+02	1.12	Acceptable
ERA	3rd /2021	08/30/21	RAD-126	Water	pCi/L	Barium-133	48.9	45.5	37.2 - 50.6	Acceptable
ERA	3rd /2021	08/30/21	RAD-126	Water	pCi/L	Cesium-134	84.4	87.5	71.8 - 96.2	Acceptable
ERA	3rd /2021	08/30/21	RAD-126	Water	pCi/L	Cesium-137	211	208	187 - 230	Acceptable
ERA	3rd /2021	08/30/21	RAD-126	Water	pCi/L	Cobalt-60	93	87.1	78.4 - 98.1	Acceptable
ERA	3rd /2021	08/30/21	RAD-126	Water	pCi/L	Zinc-65	108	102	91.8 - 122	Acceptable
ERA	3rd /2021	08/30/21	RAD-126	Water	pCi/L	Gross Alpha	39.1	49.1	25.6 - 61.7	Acceptable
ERA	3rd /2021	08/30/21	RAD-126	Water	pCi/L	Gross Alpha	40.3	49.1	25.6 - 61.7	Acceptable
ERA	3rd /2021	08/30/21	RAD-126	Water	pCi/L	Gross Beta	30.4	31.5	20.3 - 39.2	Acceptable
ERA	3rd /2021	08/30/21	RAD-126	Water	pCi/L	Radium-226	11.2	13.4	9.99 - 15.4	Acceptable
ERA	3rd /2021	08/30/21	RAD-126	Water	pCi/L	Radium-228	6.8	7.59	4.81 - 9.68	Acceptable
ERA	3rd /2021	08/30/21	RAD-126	Water	pCi/L	Radium-228	6.69	7.59	4.81 - 9.68	Acceptable
ERA	3rd /2021	08/30/21	RAD-126	Water	pCi/L	Uranium (Nat)	59.6	62.3	50.9 - 68.5	Acceptable
ERA	3rd /2021	08/30/21	RAD-126	Water	µg/L	Uranium (Nat) mass	94	90.9	74.2 - 100	Acceptable
ERA	3rd /2021	08/30/21	RAD-126	Water	pCi/L	Tritium	9820	10400	9050 - 11400	Acceptable
ERA	3rd /2021	08/30/21	RAD-126	Water	pCi/L	Tritium	10300	10400	9050 - 11400	Acceptable
ERA	3rd /2021	08/30/21	RAD-126	Water	pCi/L	Strontium-89	50.3	55.9	44.6 - 63.6	Acceptable
ERA	3rd /2021	08/30/21	RAD-126	Water	pCi/L	Strontium-90	46.2	40.1	29.5 - 46.1	Not Acceptable
ERA	3rd /2021	08/30/21	RAD-126	Water	pCi/L	Iodine-131	17.6	20.8	17.2 - 25.0	Acceptable
EZA	3rd/2021	11/08/21	E13364	Cartridge	pCi	Iodine-131	1.02E+02	9.08E+01	112	Acceptable
EZA	3rd/2021	11/08/21	E13365	Milk	pCi/L	Strontium-89	8.92E+01	8.54E+01	1.04	Acceptable
EZA	3rd/2021	11/08/21	E13365	Milk	pCi/L	Strontium-90	1.01E+01	1.40E+01	0.72	Acceptable
EZA	3rd/2021	11/08/21	E13366	Milk	pCi/L	Cerium-141	1.17E+02	1.14E+02	1.02	Acceptable
EZA	3rd/2021	11/08/21	E13366	Milk	pCi/L	Cobalt-58	1.25E+02	1.18E+02	1.06	Acceptable
EZA	3rd/2021	11/08/21	E13366	Milk	pCi/L	Cobalt-60	1.46E+02	1.45E+02	1.01	Acceptable
EZA	3rd/2021	11/08/21	E13366	Milk	pCi/L	Chromium-51	2.69E+02	2.36E+02	1.14	Acceptable
EZA	3rd/2021	11/08/21	E13366	Milk	pCi/L	Cesium-134	9.00E+01	9.31E+01	0.97	Acceptable
EZA	3rd/2021	11/08/21	E13366	Milk	pCi/L	Cesium-137	1.14E+02	1.12E+02	1.02	Acceptable
EZA	3rd/2021	11/08/21	E13366	Milk	pCi/L	Iron-59	1.23E+02	1.02E+02	1.21	Acceptable
EZA	3rd/2021	11/08/21	E13366	Milk	pCi/L	Iodine-131	9.08E+01	8.56E+01	1.06	Acceptable
EZA	3rd/2021	11/08/21	E13366	Milk	pCi/L	Manganese-54	1.31E+02	1.28E+02	1.02	Acceptable
EZA	3rd/2021	11/08/21	E13366	Milk	pCi/L	Zinc-65	1.65E+02	1.53E+02	1.08	Acceptable
EZA	3rd/2021	11/08/21	E13367	Water	pCi/L	Cerium-141	1.54E+02	1.51E+02	1.02	Acceptable

EZA	3rd/2021	11/08/21	E13367	Water	pCi/L	Cobalt-58	1.62E+02	1.56E+02	1.04	Acceptable
EZA	3rd/2021	11/08/21	E13367	Water	pCi/L	Cobalt-60	2.07E+02	1.91E+02	1.08	Acceptable
EZA	3rd/2021	11/08/21	E13367	Water	pCi/L	Chromium-51	3.30E+02	3.12E+02	1.06	Acceptable
EZA	3rd/2021	11/08/21	E13367	Water	pCi/L	Cesium-134	1.13E+02	1.23E+02	0.92	Acceptable
EZA	3rd/2021	11/08/21	E13367	Water	pCi/L	Cesium-137	1.57E+02	1.48E+02	1.06	Acceptable
EZA	3rd/2021	11/08/21	E13367	Water	pCi/L	Iron-59	1.52E+02	1.35E+02	1.13	Acceptable
EZA	3rd/2021	11/08/21	E13367	Water	pCi/L	Iodine-131	2.71E+02	2.47E+02	1.10	Acceptable
EZA	3rd/2021	11/08/21	E13367	Water	pCi/L	Manganese-54	1.83E+02	1.70E+02	1.08	Acceptable
EZA	3rd/2021	11/08/21	E13367	Water	pCi/L	Zinc-65	2.33E+02	2.02E+02	1.15	Acceptable
MAPEP	4th/2021	12/16/21	MAPEP-21-GrF45	Filter	Bq/sample	Gross Alpha	1.73	0.98	0.288-1.632	Not Acceptable
MAPEP	4th/2021	12/16/21	MAPEP-21-GrF45	Filter	Bq/sample	Gross Beta	0.642	0.553	0.277-0.830	Acceptable
MAPEP	4th/2021	12/16/21	MAPEP-21-GrW45	Water	Bq/L	Gross Alpha	0.226	0.232	0.070-0.394	Acceptable
MAPEP	4th/2021	12/16/21	MAPEP-21-GrW45	Water	Bq/L	Gross Beta	2.73	2.8707	1.404-4.211	Acceptable
MAPEP	4th/2021	12/16/21	MAPEP-21-MaS45	Soil	Bq/Kg	Americium-241	106.0	98.0	69-127	Acceptable
MAPEP	4th/2021	12/16/21	MAPEP-21-MaS45	Soil	Bq/Kg	Cesium-134	993	1170	819-1521	Acceptable
MAPEP	4th/2021	12/16/21	MAPEP-21-MaS45	Soil	Bq/Kg	Cesium-137	579.00	572	400-744	Acceptable
MAPEP	4th/2021	12/16/21	MAPEP-21-MaS45	Soil	Bq/Kg	Cobalt-57	0.375		False Pos Test	Acceptable
MAPEP	4th/2021	12/16/21	MAPEP-21-MaS45	Soil	Bq/Kg	Cobalt-60	692	722	505-939	Acceptable
MAPEP	4th/2021	12/16/21	MAPEP-21-MaS45	Soil	Bq/Kg	Iron-55	994	1020	714-1326	Acceptable
MAPEP	4th/2021	12/16/21	MAPEP-21-MaS45	Soil	Bq/Kg	Manganese-54	412	410	287-533	Acceptable
MAPEP	4th/2021	12/16/21	MAPEP-21-MaS45	Soil	Bq/Kg	Nickel-63	1170	1280	896-1664	Acceptable
MAPEP	4th/2021	12/16/21	MAPEP-21-MaS45	Soil	Bq/Kg	Plutonium-238	55.9	59.8	41.9-77.7	Acceptable
MAPEP	4th/2021	12/16/21	MAPEP-21-MaS45	Soil	Bq/Kg	Plutonium-239/240	66.3	71.3	49.9-92.7	Acceptable
MAPEP	4th/2021	12/16/21	MAPEP-21-MaS45	Soil	Bq/Kg	Potassium-40	612	607	425-789	Acceptable
MAPEP	4th/2021	12/16/21	MAPEP-21-MaS45	Soil	Bq/Kg	Strontium-90	0.161		False Pos Test	Acceptable
MAPEP	4th/2021	12/16/21	MAPEP-21-MaS45	Soil	Bq/Kg	Technetium-99	747	777	544-1010	Acceptable
MAPEP	4th/2021	12/16/21	MAPEP-21-MaS45	Soil	Bq/Kg	U-234/233	80	51	36.0-66.8	Not Acceptable
MAPEP	4th/2021	12/16/21	MAPEP-21-MaS45	Soil	Bq/Kg	Uranium-238	177	168	118-218	Acceptable
MAPEP	4th/2021	12/16/21	MAPEP-21-MaS45	Soil	Bq/Kg	Zinc-65	945	907	635-1179	Acceptable
MAPEP	4th/2021	12/16/21	MAPEP-21-MaW45	Water	Bq/L	Americium-241	0.407	0.426	0.298-0.554	Acceptable
MAPEP	4th/2021	12/16/21	MAPEP-21-MaW45	Water	Bq/L	Cesium-134	9.5	10.4	7.3-13.5	Acceptable
MAPEP	4th/2021	12/16/21	MAPEP-21-MaW45	Water	Bq/L	Cesium-137	-0.04		False Pos Test	Acceptable
MAPEP	4th/2021	12/16/21	MAPEP-21-MaW45	Water	Bq/L	Cobalt-57	14	13.9	9.7-18.1	Acceptable
MAPEP	4th/2021	12/16/21	MAPEP-21-MaW45	Water	Bq/L	Cobalt-60	14.5	14.0	9.8-18.2	Acceptable
MAPEP	4th/2021	12/16/21	MAPEP-21-MaW45	Water	Bq/L	Hydrogen-3	231	250	175-325	Acceptable
MAPEP	4th/2021	12/16/21	MAPEP-21-MaW45	Water	Bq/L	Iron-55	47.9	49.8	34.9-64.7	Acceptable
MAPEP	4th/2021	12/16/21	MAPEP-21-MaW45	Water	Bq/L	Manganese-54	9.47	9.0	6.3-11.7	Acceptable
MAPEP	4th/2021	12/16/21	MAPEP-21-MaW45	Water	Bq/L	Nickel-63	41.4	39.5	27.7-51.4	Acceptable
MAPEP	4th/2021	12/16/21	MAPEP-21-MaW45	Water	Bq/L	Plutonium-238	-0.00169	0.0096	Sens. Evaluation	Acceptable
MAPEP	4th/2021	12/16/21	MAPEP-21-MaW45	Water	Bq/L	Plutonium-239/240	0.470	0.528	0.370-0.689	Acceptable
MAPEP	4th/2021	12/16/21	MAPEP-21-MaW45	Water	Bq/L	Potassium-40	0.005		False Pos Test	Acceptable
MAPEP	4th/2021	12/16/21	MAPEP-21-MaW45	Water	Bq/L	Radium-226	0.310	0.226	0.158-0.294	Not Acceptable
MAPEP	4th/2021	12/16/21	MAPEP-21-MaW45	Water	Bq/L	Strontium-90	3.50	3.86	2.70-5.02	Acceptable
MAPEP	4th/2021	12/16/21	MAPEP-21-MaW45	Water	Bq/L	Technetium-99	3.79	3.71	2.60-4.82	Acceptable

MAPEP	4th/2021	12/16/21	MAPEP-21-MaW45	Water	Bq/L	Uranium-234/233	0.0203	0.0215	Sens. Evaluation	Acceptable
MAPEP	4th/2021	12/16/21	MAPEP-21-MaW45	Water	Bq/L	Uranium-238	0.00975	0.0123	Sens. Evaluation	Acceptable
MAPEP	4th/2021	12/16/21	MAPEP-21-MaW45	Water	Bq/L	Zinc-65	0.122		False Pos Test	Acceptable
MAPEP	4th/2021	12/16/21	MAPEP-21-RdF45	Filter	ug/sample	Uranium-235	0.0594	0.0588	0.0412-0.0764	Acceptable
MAPEP	4th/2021	12/16/21	MAPEP-21-RdF45	Filter	ug/sample	Uranium-238	8.5	8.3	5.8-10.8	Acceptable
MAPEP	4th/2021	12/16/21	MAPEP-21-RdF45	Filter	ug/sample	Uranium-Total	8.579	8.4	5.9-10.9	Acceptable
MAPEP	4th/2021	12/16/21	MAPEP-21-RdF45	Filter	Bq/sample	Americium-241	0.109	0.119	0.083-0.155	Acceptable
MAPEP	4th/2021	12/16/21	MAPEP-21-RdF45	Filter	Bq/sample	Cesium-134	1.23	1.32	0.92-1.72	Acceptable
MAPEP	4th/2021	12/16/21	MAPEP-21-RdF45	Filter	Bq/sample	Cesium-137	1.31	1.280	0.90-1.66	Acceptable
MAPEP	4th/2021	12/16/21	MAPEP-21-RdF45	Filter	Bq/sample	Cobalt-57	0.82800	0.83	0.58-1.08	Acceptable
MAPEP	4th/2021	12/16/21	MAPEP-21-RdF45	Filter	Bq/sample	Cobalt-60	2.37	2.28	1.60-2.96	Acceptable
MAPEP	4th/2021	12/16/21	MAPEP-21-RdF45	Filter	Bq/sample	Manganese-54	1.60	1.46	1.02-1.90	Acceptable
MAPEP	4th/2021	12/16/21	MAPEP-21-RdF45	Filter	Bq/sample	Plutonium-238	0.0023	0.0030	Sens. Evaluation	Acceptable
MAPEP	4th/2021	12/16/21	MAPEP-21-RdF45	Filter	Bq/sample	Plutonium-239/240	0.0574	0.0609	0.0426-0.0792	Acceptable
MAPEP	4th/2021	12/16/21	MAPEP-21-RdF45	Filter	Bq/sample	Strontium-90	0.195	0.273	0.191-0.355	Acceptable
MAPEP	4th/2021	12/16/21	MAPEP-21-RdF45	Filter	Bq/sample	Uranium-234/233	0.101	0.100	0.070-0.130	Acceptable
MAPEP	4th/2021	12/16/21	MAPEP-21-RdF45	Filter	Bq/sample	Uranium-238	0.107	0.104	0.073-0.135	Acceptable
MAPEP	4th/2021	12/16/21	MAPEP-21-RdF45	Filter	Bq/sample	Zinc-65	0.0579		False Pos Test	Acceptable
MAPEP	4th/2021	12/16/21	MAPEP-21-RdV45	Vegetation	Bq/sample	Americium-241	0.0724	0.0747	0.0523-0.0971	Acceptable
MAPEP	4th/2021	12/16/21	MAPEP-21-RdV45	Vegetation	Bq/sample	Cesium-134	4.02	4.34	3.04-5.64	Acceptable
MAPEP	4th/2021	12/16/21	MAPEP-21-RdV45	Vegetation	Bq/sample	Cesium-137	2.28	2.21	1.55-2.87	Acceptable
MAPEP	4th/2021	12/16/21	MAPEP-21-RdV45	Vegetation	Bq/sample	Cobalt-57	4.56	4.66	3.26-6.06	Acceptable
MAPEP	4th/2021	12/16/21	MAPEP-21-RdV45	Vegetation	Bq/sample	Cobalt-60	3.44	3.51	2.46-4.56	Acceptable
MAPEP	4th/2021	12/16/21	MAPEP-21-RdV45	Vegetation	Bq/sample	Manganese-54	-0.0404		False Pos Test	Acceptable
MAPEP	4th/2021	12/16/21	MAPEP-21-RdV45	Vegetation	Bq/sample	Plutonium-238	0.0603	0.0655	0.0459-0.0852	Acceptable
MAPEP	4th/2021	12/16/21	MAPEP-21-RdV45	Vegetation	Bq/sample	Plutonium-239/240	0.00140		False Pos Test	Acceptable
MAPEP	4th/2021	12/16/21	MAPEP-21-RdV45	Vegetation	Bq/sample	Strontium-90	1.10	1.32	0.92-1.72	Acceptable
MAPEP	4th/2021	12/16/21	MAPEP-21-RdV45	Vegetation	Bq/sample	Uranium-234/233	0.1740	0.1830	0.128-0.238	Acceptable
MAPEP	4th/2021	12/16/21	MAPEP-21-RdV45	Vegetation	Bq/sample	Uranium-238	0.1770	0.1760	1.123-0.229	Acceptable
MAPEP	4th/2021	12/16/21	MAPEP-21-RdV45	Vegetation	Bq/sample	Zinc-65	2.57	2.43	1.70-3.16	Acceptable
ERA	4th/2021	11/23/21	MRAD-35	Soil	pCi/kg	Actinium-228	3370	3240	2140 - 4080	Acceptable
ERA	4th/2021	11/23/21	MRAD-35	Soil	pCi/kg	Americium-241	922	891	481 - 1260	Acceptable
ERA	4th/2021	11/23/21	MRAD-35	Soil	pCi/kg	Bismuth-212	3320	3350	959 - 4990	Acceptable
ERA	4th/2021	11/23/21	MRAD-35	Soil	pCi/kg	Bismuth-214	1140	1370	658 - 2040	Acceptable
ERA	4th/2021	11/23/21	MRAD-35	Soil	pCi/kg	Cesium-134	2410	2650	1810 - 3170	Acceptable
ERA	4th/2021	11/23/21	MRAD-35	Soil	pCi/kg	Cesium-134	2410	2650	1810 - 3170	Acceptable
ERA	4th/2021	11/23/21	MRAD-35	Soil	pCi/kg	Cesium-137	3720	3660	2770 - 4630	Acceptable
ERA	4th/2021	11/23/21	MRAD-35	Soil	pCi/kg	Cobalt-60	4680	4730	3720 - 5840	Acceptable
ERA	4th/2021	11/23/21	MRAD-35	Soil	pCi/kg	Lead-212	3840	3420	2390 - 4320	Acceptable
ERA	4th/2021	11/23/21	MRAD-35	Soil	pCi/kg	Lead-214	1480	1490	626 - 2340	Acceptable
ERA	4th/2021	11/23/21	MRAD-35	Soil	pCi/kg	Manganese-54	<27.4	<1000	<1000	Acceptable
ERA	4th/2021	11/23/21	MRAD-35	Soil	pCi/kg	Plutonium-238	1230	1250	623 - 1900	Acceptable
ERA	4th/2021	11/23/21	MRAD-35	Soil	pCi/kg	Plutonium-239	1440	1450	790 - 2090	Acceptable
ERA	4th/2021	11/23/21	MRAD-35	Soil	pCi/kg	Potassium-40	25600	24700	17000 - 29500	Acceptable
ERA	4th/2021	11/23/21	MRAD-35	Soil	pCi/kg	Strontium-90	8770	6090	1900 - 9490	Acceptable
ERA	4th/2021	11/23/21	MRAD-35	Soil	pCi/kg	Thorium-234	3350	2720	1030 - 4660	Acceptable

ERA	4th/2021	11/23/21	MRAD-35	Soil	pCi/kg	Uranium-234	2620	2740	1280 - 3590	Acceptable
ERA	4th/2021	11/23/21	MRAD-35	Soil	pCi/kg	Uranium-234	3260	2740	1280 - 3590	Acceptable
ERA	4th/2021	11/23/21	MRAD-35	Soil	pCi/kg	Uranium-238	2870	2720	1490 - 3650	Acceptable
ERA	4th/2021	11/23/21	MRAD-35	Soil	pCi/kg	Uranium-238	3400	2720	1490 - 3650	Acceptable
ERA	4th/2021	11/23/21	MRAD-35	Soil	pCi/kg	Uranium-Total	5670	5580	3100 - 7210	Acceptable
ERA	4th/2021	11/23/21	MRAD-35	Soil	pCi/kg	Uranium-Total	5670	5580	3100 - 7210	Acceptable
ERA	4th/2021	11/23/21	MRAD-35	Soil	pCi/kg	Uranium-Total	6817	5580	3100 - 7210	Acceptable
ERA	4th/2021	11/23/21	MRAD-35	Soil	µg/kg	Uranium (mass)	8630	8140	3670 - 11000	Acceptable
ERA	4th/2021	11/23/21	MRAD-35	Soil	µg/kg	Uranium (mass)	10200	8140	3670 - 11000	Acceptable
ERA	4th/2021	11/23/21	MRAD-35	Soil	pCi/kg	Zinc-65	5540	4860	3880 - 6630	Acceptable
ERA	4th/2021	11/23/21	MRAD-35	Veg	pCi/kg	Americium-241	4040	4040	2500 - 5710	Acceptable
ERA	4th/2021	11/23/21	MRAD-35	Veg	pCi/kg	Cesium-134	918	923	613 - 1230	Acceptable
ERA	4th/2021	11/23/21	MRAD-35	Veg	pCi/kg	Cesium-137	2180	2210	1700 - 2980	Acceptable
ERA	4th/2021	11/23/21	MRAD-35	Veg	pCi/kg	Cobalt-60	1670	1590	1250 - 2080	Acceptable
ERA	4th/2021	11/23/21	MRAD-35	Veg	pCi/kg	Cobalt-60	1670	1590	1250 - 2080	Acceptable
ERA	4th/2021	11/23/21	MRAD-35	Veg	pCi/kg	Curium-244	2830	2840	1600 - 3530	Acceptable
ERA	4th/2021	11/23/21	MRAD-35	Veg	pCi/kg	Manganese-54	<47.1	<300	<300	Acceptable
ERA	4th/2021	11/23/21	MRAD-35	Veg	pCi/kg	Plutonium-238	1730	1620	1120 - 2090	Acceptable
ERA	4th/2021	11/23/21	MRAD-35	Veg	pCi/kg	Plutonium-239	1620	1440	995 - 1820	Acceptable
ERA	4th/2021	11/23/21	MRAD-35	Veg	pCi/kg	Potassium-40	30200	33300	25000 - 42200	Acceptable
ERA	4th/2021	11/23/21	MRAD-35	Veg	pCi/kg	Strontium-90	5760	5720	3220 - 7450	Acceptable
ERA	4th/2021	11/23/21	MRAD-35	Veg	pCi/kg	Uranium-234	1410	1350	948 - 1720	Acceptable
ERA	4th/2021	11/23/21	MRAD-35	Veg	pCi/kg	Uranium-238	1420	1340	946 - 1680	Acceptable
ERA	4th/2021	11/23/21	MRAD-35	Veg	pCi/kg	Uranium-Total	2900	2750	1760 - 3710	Acceptable
ERA	4th/2021	11/23/21	MRAD-35	Veg	µg/kg	Uranium (mass)	4250	4010	3080 - 4970	Acceptable
ERA	4th/2021	11/23/21	MRAD-35	Veg	pCi/kg	Zinc-65	1340	1200	896 - 1780	Acceptable
ERA	4th/2021	11/23/21	MRAD-35	Filter	pCi/Filter	Americium-241	28.1	27.7	19.8 - 36.9	Acceptable
ERA	4th/2021	11/23/21	MRAD-35	Filter	pCi/Filter	Cesium-134	217	241	156 - 296	Acceptable
ERA	4th/2021	11/23/21	MRAD-35	Filter	pCi/Filter	Cesium-137	187	187	154 - 245	Acceptable
ERA	4th/2021	11/23/21	MRAD-35	Filter	pCi/Filter	Cobalt-60	324	310	264 - 394	Acceptable
ERA	4th/2021	11/23/21	MRAD-35	Filter	pCi/Filter	Cobalt-60	324	310	264 - 394	Acceptable
ERA	4th/2021	11/23/21	MRAD-35	Filter	pCi/Filter	Iron-55	508	548	200 - 874	Acceptable
ERA	4th/2021	11/23/21	MRAD-35	Filter	pCi/Filter	Manganese-54	<3.06	<50.0	<50.0	Acceptable
ERA	4th/2021	11/23/21	MRAD-35	Filter	pCi/Filter	Plutonium-238	27.8	28.5	21.5 - 35.0	Acceptable
ERA	4th/2021	11/23/21	MRAD-35	Filter	pCi/Filter	Plutonium-239	22.6	21.6	16.1 - 26.1	Acceptable
ERA	4th/2021	11/23/21	MRAD-35	Filter	pCi/Filter	Strontium-90	23.4*	19.2	12.1 - 26.1	Acceptable
ERA	4th/2021	11/23/21	MRAD-35	Filter	pCi/Filter	Uranium-234	7.96	7.76	5.75 - 9.09	Acceptable
ERA	4th/2021	11/23/21	MRAD-35	Filter	pCi/Filter	Uranium-234	9.62*	7.76	5.75 - 9.09	Not Acceptable
ERA	4th/2021	11/23/21	MRAD-35	Filter	pCi/Filter	Uranium-238	7.35	7.69	5.81 - 9.17	Acceptable
ERA	4th/2021	11/23/21	MRAD-35	Filter	pCi/Filter	Uranium-238	7.38	7.69	5.81 - 9.17	Acceptable
ERA	4th/2021	11/23/21	MRAD-35	Filter	pCi/Filter	Uranium-Total	15.8	15.8	11.5 - 18.7	Acceptable
ERA	4th/2021	11/23/21	MRAD-35	Filter	pCi/Filter	Uranium-Total	17	15.8	11.5 - 18.7	Acceptable
ERA	4th/2021	11/23/21	MRAD-35	Filter	µg/Filter	Uranium (mass)	22.1	23.1	18.5 - 27.1	Acceptable
ERA	4th/2021	11/23/21	MRAD-35	Filter	µg/Filter	Uranium (mass)	22.1	23.1	18.5 - 27.1	Acceptable
ERA	4th/2021	11/23/21	MRAD-35	Filter	pCi/Filter	Zinc-65	414	366	300 - 559	Acceptable
ERA	4th/2021	11/23/21	MRAD-35	Filter	pCi/Filter	Gross Alpha	95.4	77.6	40.5 - 128	Acceptable
ERA	4th/2021	11/23/21	MRAD-35	Filter	pCi/Filter	Gross Beta	87	80.6	48.9 - 122	Acceptable
ERA	4th/2021	11/23/21	MRAD-35	Water	pCi/L	Americium-241	70.5	63.7	43.7 - 81.5	Acceptable
ERA	4th/2021	11/23/21	MRAD-35	Water	pCi/L	Cesium-134	626	649	490 - 714	Acceptable
ERA	4th/2021	11/23/21	MRAD-35	Water	pCi/L	Cesium-137	2210	2170	1860 - 2470	Acceptable
ERA	4th/2021	11/23/21	MRAD-35	Water	pCi/L	Cobalt-60	1040	964	831 - 1110	Acceptable
ERA	4th/2021	11/23/21	MRAD-35	Water	pCi/L	Iron-55	339*	246	145 - 358	Acceptable
ERA	4th/2021	11/23/21	MRAD-35	Water	pCi/L	Plutonium-238	74.1	114	68.5 - 148	Acceptable
ERA	4th/2021	11/23/21	MRAD-35	Water	pCi/L	Plutonium-239	21.3	34.3	21.2 - 42.3	Acceptable
ERA	4th/2021	11/23/21	MRAD-35	Water	pCi/L	Strontium-90	915	936	674 - 1160	Acceptable
ERA	4th/2021	11/23/21	MRAD-35	Water	pCi/L	Uranium-234	39.9	40.8	31.1 - 46.7	Acceptable
ERA	4th/2021	11/23/21	MRAD-35	Water	pCi/L	Uranium-234	49.8*	40.8	31.1 - 46.7	Not Acceptable
ERA	4th/2021	11/23/21	MRAD-35	Water	pCi/L	Uranium-238	40.3	40.5	31.4 - 47.7	Acceptable

ERA	4th/2021	11/23/21	MRAD-35	Water	pCi/L	Uranium-238	41.2	40.5	31.4 - 47.7	Acceptable
ERA	4th/2021	11/23/21	MRAD-35	Water	pCi/L	Uranium-Total	83.1	83.2	64.9 - 94.8	Acceptable
ERA	4th/2021	11/23/21	MRAD-35	Water	pCi/L	Uranium-Total	92.9*	83.2	64.9 - 94.8	Acceptable
ERA	4th/2021	11/23/21	MRAD-35	Water	µg/L	Uranium (mass)	121	121	98.0 - 137	Acceptable
ERA	4th/2021	11/23/21	MRAD-35	Water	µg/L	Uranium (mass)	123	121	98.0 - 137	Acceptable
ERA	4th/2021	11/23/21	MRAD-35	Water	pCi/L	Zinc-65	449	394	351 - 497	Acceptable
ERA	4th/2021	11/23/21	MRAD-35	Water	pCi/L	Gross Alpha	74.7	93.9	34.3 - 129	Acceptable
ERA	4th/2021	11/23/21	MRAD-35	Water	pCi/L	Gross Beta	96.1	97	48.5 - 133	Acceptable
ERA	4th/2021	11/23/21	MRAD-35	Water	pCi/L	Tritium	12600	12800	9650 - 15600	Acceptable
ERA	4th/2021	11/27/21	RAD-127	Water	pCi/L	Strontium-90	28.5	29.3	21.3 - 34.0	Acceptable
EZA	4th/2021	02/02/22	E13368	Cartridge	pCi	Iodine-131	9.78E+01	9.35E+01	1.05	Acceptable
EZA	4th/2021	02/02/22	E13370	Milk	pCi/L	Strontium-89	7.54E+01	9.08E+01	0.83	Acceptable
EZA	4th/2021	02/02/22	E13370	Milk	pCi/L	Strontium-90	1.10E+01	1.30E+01	0.85	Acceptable
EZA	4th/2021	02/02/22	E13366	Milk	pCi/L	Cerium-141	1.32E+02	1.32E+02	1.00	Acceptable
EZA	4th/2021	02/02/22	E13366	Milk	pCi/L	Cobalt-58	1.14E+02	1.14E+02	1.00	Acceptable
EZA	4th/2021	02/02/22	E13366	Milk	pCi/L	Cobalt-60	2.27E+02	2.23E+02	1.02	Acceptable
EZA	4th/2021	02/02/22	E13366	Milk	pCi/L	Chromium-51	2.84E+02	2.93E+02	0.97	Acceptable
EZA	4th/2021	02/02/22	E13366	Milk	pCi/L	Cesium-134	1.51E+02	1.66E+02	0.91	Acceptable
EZA	4th/2021	02/02/22	E13366	Milk	pCi/L	Cesium-137	1.15E+02	1.17E+02	0.98	Acceptable
EZA	4th/2021	02/02/22	E13366	Milk	pCi/L	Iron-59	1.27E+02	1.13E+02	1.13	Acceptable
EZA	4th/2021	02/02/22	E13366	Milk	pCi/L	Iodine-131	9.28E+01	9.03E+01	1.03	Acceptable
EZA	4th/2021	02/02/22	E13366	Milk	pCi/L	Manganese-54	1.60E+02	1.52E+02	1.06	Acceptable
EZA	4th/2021	02/02/22	E13366	Milk	pCi/L	Zinc-65	2.87E+02	2.57E+02	1.12	Acceptable
EZA	4th/2021	02/02/22	E13367	Water	pCi/L	Cerium-141	1.53E+02	1.54E+02	0.99	Acceptable
EZA	4th/2021	02/02/22	E13367	Water	pCi/L	Cobalt-58	1.42E+02	1.34E+02	1.06	Acceptable
EZA	4th/2021	02/02/22	E13367	Water	pCi/L	Cobalt-60	2.82E+02	2.61E+02	1.08	Acceptable
EZA	4th/2021	02/02/22	E13367	Water	pCi/L	Chromium-51	3.75E+02	3.42E+02	1.1	Acceptable
EZA	4th/2021	02/02/22	E13367	Water	pCi/L	Cesium-134	1.82E+02	1.94E+02	0.94	Acceptable
EZA	4th/2021	02/02/22	E13367	Water	pCi/L	Cesium-137	1.41E+02	1.37E+02	1.03	Acceptable
EZA	4th/2021	02/02/22	E13367	Water	pCi/L	Iron-59	1.44E+02	1.32E+02	1.09	Acceptable
EZA	4th/2021	02/02/22	E13367	Water	pCi/L	Iodine-131	9.66E+01	9.13E+01	1.06	Acceptable
EZA	4th/2021	02/02/22	E13367	Water	pCi/L	Manganese-54	1.88E+02	1.77E+02	1.06	Acceptable
EZA	4th/2021	02/02/22	E13367	Water	pCi/L	Zinc-65	3.45E+02	3.01E+02	1.15	Acceptable

TABLE 2
2021 ECKERT & ZIEGLER ANALYTICS PERFORMANCE EVALUATION RESULTS

PT Provider	Quarter / Year	Report Closing / Received Date	Sample Number	Sample Media	Units	Analyte	Reported Value	Assigned Value	Acceptance Limits	Performance Evaluation
EZA	1st/2021	03/11/21	E13356	Cartridge	pCi	Iodine-131	9.34E+01	8.80E+01	1.06	Acceptable
EZA	1st/2021	03/11/21	E13357	Milk	pCi/L	Strontium-89	9.55E+01	8.71E+01	1.1	Acceptable
EZA	1st/2021	03/11/21	E13357	Milk	pCi/L	Strontium-90	1.14E+01	1.26E+01	0.9	Acceptable
EZA	1st/2021	03/11/21	E13358	Milk	pCi/L	Cerium-141	1.32E+02	1.25E+02	1.05	Acceptable
EZA	1st/2021	03/11/21	E13358	Milk	pCi/L	Cobalt-58	1.33E+02	1.28E+02	1.04	Acceptable
EZA	1st/2021	03/11/21	E13358	Milk	pCi/L	Cobalt-60	1.57E+02	1.54E+02	1.02	Acceptable
EZA	1st/2021	03/11/21	E13358	Milk	pCi/L	Chromium-51	2.33E+02	2.42E+02	0.96	Acceptable
EZA	1st/2021	03/11/21	E13358	Milk	pCi/L	Cesium-134	1.37E+02	1.51E+02	0.9	Acceptable
EZA	1st/2021	03/11/21	E13358	Milk	pCi/L	Cesium-137	1.12E+02	1.10E+02	1.02	Acceptable
EZA	1st/2021	03/11/21	E13358	Milk	pCi/L	Manganese-54	1.15E+02	1.12E+02	1.02	Acceptable
EZA	1st/2021	03/11/21	E13358	Milk	pCi/L	Iron-59	1.21E+02	1.09E+02	1.11	Acceptable
EZA	1st/2021	03/11/21	E13358	Milk	pCi/L	Iodine-131	8.39E+01	8.69E+01	0.97	Acceptable
EZA	1st/2021	03/11/21	E13358	Milk	pCi/L	Zinc-65	2.38E+02	2.11E+02	1.13	Acceptable
EZA	1st/2021	03/11/21	E13359	Water	pCi/L	Cerium-141	1.26E+02	1.24E+02	1.02	Acceptable
EZA	1st/2021	03/11/21	E13359	Water	pCi/L	Cobalt-58	1.34E+02	1.26E+02	1.06	Acceptable
EZA	1st/2021	03/11/21	E13359	Water	pCi/L	Cobalt-60	1.54E+02	1.52E+02	1.01	Acceptable
EZA	1st/2021	03/11/21	E13359	Water	pCi/L	Cesium-134	1.35E+02	1.50E+02	0.9	Acceptable
EZA	1st/2021	03/11/21	E13359	Water	pCi/L	Cesium-137	1.15E+02	1.09E+02	1.06	Acceptable
EZA	1st/2021	03/11/21	E13359	Water	pCi/L	Iodine-131	9.64E+01	8.79E+01	1.1	Acceptable
EZA	1st/2021	03/11/21	E13359	Water	pCi/L	Iron-59	1.12E+02	1.08E+02	1.04	Acceptable
EZA	1st/2021	03/11/21	E13359	Water	pCi/L	Manganese-54	1.17E+02	1.11E+02	1.05	Acceptable
EZA	1st/2021	03/11/21	E13359	Water	pCi/L	Zinc-65	2.24E+02	2.08E+02	1.08	Acceptable
EZA	2nd/2021	08/06/21	E13360	Cartridge	pCi	Iodine-131	9.99E+01	9.08E+01	1.10	Acceptable
EZA	2nd/2021	08/06/21	E13362	Milk	pCi/L	Cerium-141	2.12E+02	2.17E+02	0.98	Acceptable
EZA	2nd/2021	08/06/21	E13362	Milk	pCi/L	Cobalt-58	2.09E+02	2.16E+02	0.97	Acceptable
EZA	2nd/2021	08/06/21	E13362	Milk	pCi/L	Cobalt-60	2.62E+02	2.60E+02	1.01	Acceptable
EZA	2nd/2021	08/06/21	E13362	Milk	pCi/L	Chromium-51	2.66E+02	6.42E+02	1.02	Acceptable
EZA	2nd/2021	08/06/21	E13362	Milk	pCi/L	Cesium-134	2.34E+02	2.57E+02	0.91	Acceptable
EZA	2nd/2021	08/06/21	E13362	Milk	pCi/L	Cesium-137	2.32E+02	2.26E+02	1.03	Acceptable
EZA	2nd/2021	08/06/21	E13362	Milk	pCi/L	Iron-59	2.50E+02	2.21E+02	1.13	Acceptable
EZA	2nd/2021	08/06/21	E13362	Milk	pCi/L	Iodine-131	8.04E+01	8.38E+01	0.96	Acceptable
EZA	2nd/2021	08/06/21	E13362	Milk	pCi/L	Manganese-54	3.05E+02	3.00E+02	1.02	Acceptable
EZA	2nd/2021	08/06/21	E13362	Milk	pCi/L	Zinc-65	3.93E+02	3.62E+02	1.09	Acceptable
EZA	2nd/2021	08/06/21	E13363	Water	pCi/L	Cerium-141	1.96E+02	1.80E+02	1.09	Acceptable
EZA	2nd/2021	08/06/21	E13174	Water	pCi/L	Cobalt-58	1.84E+02	1.79E+02	1.03	Acceptable
EZA	2nd/2021	08/06/21	E13174	Water	pCi/L	Cobalt-60	2.20E+02	2.15E+02	1.02	Acceptable
EZA	2nd/2021	08/06/21	E13174	Water	pCi/L	Chromium-51	5.65E+02	5.33E+02	1.06	Acceptable
EZA	2nd/2021	08/06/21	E13174	Water	pCi/L	Cesium-134	2.02E+02	2.13E+02	0.95	Acceptable
EZA	2nd/2021	08/06/21	E13174	Water	pCi/L	Cesium-137	2.00E+02	1.88E+02	1.07	Acceptable
EZA	2nd/2021	08/06/21	E13174	Water	pCi/L	Iron-59	2.12E+02	1.83E+02	1.16	Acceptable
EZA	2nd/2021	08/06/21	E13174	Water	pCi/L	Iodine-131	9.21E+01	9.20E+01	1.00	Acceptable
EZA	2nd/2021	08/06/21	E13174	Water	pCi/L	Manganese-54	2.75E+02	2.49E+02	1.10	Acceptable
EZA	2nd/2021	08/06/21	E13174	Water	pCi/L	Zinc-65	3.35E+02	3.00E+02	1.12	Acceptable
EZA	3rd/2021	11/08/21	E13364	Cartridge	pCi	Iodine-131	1.02E+02	9.08E+01	112	Acceptable
EZA	3rd/2021	11/08/21	E13365	Milk	pCi/L	Strontium-89	8.92E+01	8.54E+01	1.04	Acceptable
EZA	3rd/2021	11/08/21	E13365	Milk	pCi/L	Strontium-90	1.01E+01	1.40E+01	0.72	Acceptable

EZA	3rd/2021	11/08/21	E13366	Milk	pCi/L	Cerium-141	1.17E+02	1.14E+02	1.02	Acceptable
EZA	3rd/2021	11/08/21	E13366	Milk	pCi/L	Cobalt-58	1.25E+02	1.18E+02	1.06	Acceptable
EZA	3rd/2021	11/08/21	E13366	Milk	pCi/L	Cobalt-60	1.46E+02	1.45E+02	1.01	Acceptable
EZA	3rd/2021	11/08/21	E13366	Milk	pCi/L	Chromium-51	2.69E+02	2.36E+02	1.14	Acceptable
EZA	3rd/2021	11/08/21	E13366	Milk	pCi/L	Cesium-134	9.00E+01	9.31E+01	0.97	Acceptable
EZA	3rd/2021	11/08/21	E13366	Milk	pCi/L	Cesium-137	1.14E+02	1.12E+02	1.02	Acceptable
EZA	3rd/2021	11/08/21	E13366	Milk	pCi/L	Iron-59	1.23E+02	1.02E+02	1.21	Acceptable
EZA	3rd/2021	11/08/21	E13366	Milk	pCi/L	Iodine-131	9.08E+01	8.56E+01	1.06	Acceptable
EZA	3rd/2021	11/08/21	E13366	Milk	pCi/L	Manganese-54	1.31E+02	1.28E+02	1.02	Acceptable
EZA	3rd/2021	11/08/21	E13366	Milk	pCi/L	Zinc-65	1.65E+02	1.53E+02	1.08	Acceptable
EZA	3rd/2021	11/08/21	E13367	Water	pCi/L	Cerium-141	1.54E+02	1.51E+02	1.02	Acceptable
EZA	3rd/2021	11/08/21	E13367	Water	pCi/L	Cobalt-58	1.62E+02	1.56E+02	1.04	Acceptable
EZA	3rd/2021	11/08/21	E13367	Water	pCi/L	Cobalt-60	2.07E+02	1.91E+02	1.08	Acceptable
EZA	3rd/2021	11/08/21	E13367	Water	pCi/L	Chromium-51	3.30E+02	3.12E+02	1.06	Acceptable
EZA	3rd/2021	11/08/21	E13367	Water	pCi/L	Cesium-134	1.13E+02	1.23E+02	0.92	Acceptable
EZA	3rd/2021	11/08/21	E13367	Water	pCi/L	Cesium-137	1.57E+02	1.48E+02	1.06	Acceptable
EZA	3rd/2021	11/08/21	E13367	Water	pCi/L	Iron-59	1.52E+02	1.35E+02	1.13	Acceptable
EZA	3rd/2021	11/08/21	E13367	Water	pCi/L	Iodine-131	2.71E+02	2.47E+02	1.10	Acceptable
EZA	3rd/2021	11/08/21	E13367	Water	pCi/L	Manganese-54	1.83E+02	1.70E+02	1.08	Acceptable
EZA	3rd/2021	11/08/21	E13367	Water	pCi/L	Zinc-65	2.33E+02	2.02E+02	1.15	Acceptable
EZA	4th/2021	02/02/22	E13368	Cartridge	pCi	Iodine-131	9.78E+01	9.35E+01	1.05	Acceptable
EZA	4th/2021	02/02/22	E13370	Milk	pCi/L	Strontium-89	7.54E+01	9.08E+01	0.83	Acceptable
EZA	4th/2021	02/02/22	E13370	Milk	pCi/L	Strontium-90	1.10E+01	1.30E+01	0.85	Acceptable
EZA	4th/2021	02/02/22	E13366	Milk	pCi/L	Cerium-141	1.32E+02	1.32E+02	1.00	Acceptable
EZA	4th/2021	02/02/22	E13366	Milk	pCi/L	Cobalt-58	1.14E+02	1.14E+02	1.00	Acceptable
EZA	4th/2021	02/02/22	E13366	Milk	pCi/L	Cobalt-60	2.27E+02	2.23E+02	1.02	Acceptable
EZA	4th/2021	02/02/22	E13366	Milk	pCi/L	Chromium-51	2.84E+02	2.93E+02	0.97	Acceptable
EZA	4th/2021	02/02/22	E13366	Milk	pCi/L	Cesium-134	1.51E+02	1.66E+02	0.91	Acceptable
EZA	4th/2021	02/02/22	E13366	Milk	pCi/L	Cesium-137	1.15E+02	1.17E+02	0.98	Acceptable
EZA	4th/2021	02/02/22	E13366	Milk	pCi/L	Iron-59	1.27E+02	1.13E+02	1.13	Acceptable
EZA	4th/2021	02/02/22	E13366	Milk	pCi/L	Iodine-131	9.28E+01	9.03E+01	1.03	Acceptable
EZA	4th/2021	02/02/22	E13366	Milk	pCi/L	Manganese-54	1.60E+02	1.52E+02	1.06	Acceptable
EZA	4th/2021	02/02/22	E13366	Milk	pCi/L	Zinc-65	2.87E+02	2.57E+02	1.12	Acceptable
EZA	4th/2021	02/02/22	E13367	Water	pCi/L	Cerium-141	1.53E+02	1.54E+02	0.99	Acceptable
EZA	4th/2021	02/02/22	E13367	Water	pCi/L	Cobalt-58	1.42E+02	1.34E+02	1.06	Acceptable
EZA	4th/2021	02/02/22	E13367	Water	pCi/L	Cobalt-60	2.82E+02	2.61E+02	1.08	Acceptable
EZA	4th/2021	02/02/22	E13367	Water	pCi/L	Chromium-51	3.75E+02	3.42E+02	1.1	Acceptable
EZA	4th/2021	02/02/22	E13367	Water	pCi/L	Cesium-134	1.82E+02	1.94E+02	0.94	Acceptable
EZA	4th/2021	02/02/22	E13367	Water	pCi/L	Cesium-137	1.41E+02	1.37E+02	1.03	Acceptable
EZA	4th/2021	02/02/22	E13367	Water	pCi/L	Iron-59	1.44E+02	1.32E+02	1.09	Acceptable
EZA	4th/2021	02/02/22	E13367	Water	pCi/L	Iodine-131	9.66E+01	9.13E+01	1.06	Acceptable
EZA	4th/2021	02/02/22	E13367	Water	pCi/L	Manganese-54	1.88E+02	1.77E+02	1.06	Acceptable
EZA	4th/2021	02/02/22	E13367	Water	pCi/L	Zinc-65	3.45E+02	3.01E+02	1.15	Acceptable

TABLE 3
2021 DEPARTMENT OF ENERGY MIXED ANALYTE PERFORMANCE EVALUATION PROGRAM
(MAPEP) RESULTS

PT Provider	Quarter / Year	Report Received Date	Sample Number	Sample Media	Unit	Analyte / Nuclide	GEL Value	Known value	Acceptance Range/ Ratio	Evaluation
MAPEP	2nd/2021	06/22/21	MAPEP-21-GrF44	Filter	Bq/smpl	Gross Alpha	0.864	1.77	0.53-3.01	Acceptable
MAPEP	2nd/2021	06/22/21	MAPEP-21-GrF44	Filter	Bq/smpl	Gross Beta	0.639	0.649	0.325-0.974	Acceptable
MAPEP	2nd/2021	06/22/21	MAPEP-21-GrF44	Water	Bq/L	Gross Alpha	0.782	0.87	0.26-1.48	Acceptable
MAPEP	2nd/2021	06/22/21	MAPEP-21-GrF44	Water	Bq/L	Gross Beta	2.40	2.50	1.25-3.75	Acceptable
MAPEP	2nd/2021	06/22/21	MAPEP-21-MaS44	Soil	Bq/Kg	Americium-241	89.6	88	62-114	Acceptable
MAPEP	2nd/2021	06/22/21	MAPEP-21-MaS44	Soil	Bq/Kg	Cesium-134	2.92		False pos. test	Acceptable
MAPEP	2nd/2021	06/22/21	MAPEP-21-MaS44	Soil	Bq/Kg	Cesium-137	1590	1550	1085-2015	Acceptable
MAPEP	2nd/2021	06/22/21	MAPEP-21-MaS44	Soil	Bq/Kg	Cobalt-57	1010	920	644-1196	Acceptable
MAPEP	2nd/2021	06/22/21	MAPEP-21-MaS44	Soil	Bq/Kg	Cobalt-60	1320	1370	959-1781	Acceptable
MAPEP	2nd/2021	06/22/21	MAPEP-21-MaS44	Soil	Bq/Kg	Iron-55	1150	910	637-1183	Acceptable
MAPEP	2nd/2021	06/22/21	MAPEP-21-MaS44	Soil	Bq/Kg	Manganese-54	1.84		False pos. test	Acceptable
MAPEP	2nd/2021	06/22/21	MAPEP-21-MaS44	Soil	Bq/Kg	Nickel-63	597	689	482-896	Acceptable
MAPEP	2nd/2021	06/22/21	MAPEP-21-MaS44	Soil	Bq/Kg	Plutonium-238	51.2	49.1	34.4-63.8	Acceptable
MAPEP	2nd/2021	06/22/21	MAPEP-21-MaS44	Soil	Bq/Kg	Plutonium-239/240	-0.819		False pos. test	Acceptable
MAPEP	2nd/2021	06/22/21	MAPEP-21-MaS44	Soil	Bq/Kg	Potassium-40	618	618	433-803	Acceptable
MAPEP	2nd/2021	06/22/21	MAPEP-21-MaS44	Soil	Bq/Kg	Strontium-90	313	272	190-354	Acceptable
MAPEP	2nd/2021	06/22/21	MAPEP-21-MaS44	Soil	Bq/Kg	Technetium-99	576	638	447-829	Acceptable
MAPEP	2nd/2021	06/22/21	MAPEP-21-MaS44	Soil	Bq/Kg	U-234/233	57.1	59	41-77	Acceptable
MAPEP	2nd/2021	06/22/21	MAPEP-21-MaS44	Soil	Bq/Kg	Uranium-238	194	208	146-270	Acceptable
MAPEP	2nd/2021	06/22/21	MAPEP-21-MaS44	Soil	Bq/Kg	Zinc-65	627	604	423-785	Acceptable
MAPEP	2nd/2021	06/22/21	MAPEP-21-MaW44	Water	Bq/L	Americium-241	0.0145		False pos. test	Acceptable
MAPEP	2nd/2021	06/22/21	MAPEP-21-MaW44	Water	Bq/L	Cesium-134	10.6	11.5	8.1-15.0	Acceptable
MAPEP	2nd/2021	06/22/21	MAPEP-21-MaW44	Water	Bq/L	Cesium-137	8.54	7.9	5.5-10.3	Acceptable
MAPEP	2nd/2021	06/22/21	MAPEP-21-MaW44	Water	Bq/L	Cobalt-57	12.2	11.4	8.0-14.8	Acceptable
MAPEP	2nd/2021	06/22/21	MAPEP-21-MaW44	Water	Bq/L	Cobalt-60	0.146		False pos. test	Acceptable
MAPEP	2nd/2021	06/22/21	MAPEP-21-MaW44	Water	Bq/L	Hydrogen-3	2.27		False pos. test	Acceptable
MAPEP	2nd/2021	06/22/21	MAPEP-21-MaW44	Water	Bq/L	Iron-55	27.1	26.9	18.8-35.0	Acceptable
MAPEP	2nd/2021	06/22/21	MAPEP-21-MaW44	Water	Bq/L	Manganese-54	16.7	15.5	10.9-20.2	Acceptable
MAPEP	2nd/2021	06/22/21	MAPEP-21-MaW44	Water	Bq/L	Nickel-63	10.4	8.2	5.7-10.7	Acceptable
MAPEP	2nd/2021	06/22/21	MAPEP-21-MaW44	Water	Bq/L	Plutonium-238	0.515	0.577	0.404-0.750	Acceptable
MAPEP	2nd/2021	06/22/21	MAPEP-21-MaW44	Water	Bq/L	Plutonium-239/240	0.564	0.649	0.454-0.844	Acceptable
MAPEP	2nd/2021	06/22/21	MAPEP-21-MaW44	Water	Bq/L	Potassium-40	-0.886		False pos. test	Acceptable
MAPEP	2nd/2021	06/22/21	MAPEP-21-MaW44	Water	Bq/L	Radium-226	0.538	0.632	0.442-0.822	Acceptable
MAPEP	2nd/2021	06/22/21	MAPEP-21-MaW44	Water	Bq/L	Strontium-90	4.95	4.47	3.13-5.81	Acceptable
MAPEP	2nd/2021	06/22/21	MAPEP-21-MaW44	Water	Bq/L	Technetium-99	3.69	4.01	2.81-5.21	Acceptable

MAPEP	2nd/2021	06/22/21	MAPEP-21-MaW44	Water	Bq/L	Uranium-234/233	0.884	0.85	0.60-1.11	Acceptable
MAPEP	2nd/2021	06/22/21	MAPEP-21-MaW44	Water	Bq/L	Uranium-238	0.913	0.86	0.60-1.12	Acceptable
MAPEP	2nd/2021	06/22/21	MAPEP-21-MaW44	Water	Bq/L	Zinc-65	11.6	10.5	7.4-13.7	Acceptable
MAPEP	2nd/2021	06/22/21	MAPEP-21-RdF44	Filter	ug/smpl	Uranium-235	0.0366	0.0353	0.0247-0.0459	Acceptable
MAPEP	2nd/2021	06/22/21	MAPEP-21-RdF44	Filter	ug/smpl	Uranium-238	5.19	5.03	3.52-6.54	Acceptable
MAPEP	2nd/2021	06/22/21	MAPEP-21-RdF44	Filter	ug/smpl	Uranium-Total	5.22	5.07	3.55-6.59	Acceptable
MAPEP	2nd/2021	06/22/21	MAPEP-21-RdF44	Filter	Bq/smpl	Americium-241	0.0385	0.037	0.026-0.048	Acceptable
MAPEP	2nd/2021	06/22/21	MAPEP-21-RdF44	Filter	Bq/smpl	Cesium-134	2.12	2.14	1.50-2.78	Acceptable
MAPEP	2nd/2021	06/22/21	MAPEP-21-RdF44	Filter	Bq/smpl	Cesium-137	-0.0168		False pos. test	Acceptable
MAPEP	2nd/2021	06/22/21	MAPEP-21-RdF44	Filter	Bq/smpl	Cobalt-57	0.74	0.686	0.480-0.892	Acceptable
MAPEP	2nd/2021	06/22/21	MAPEP-21-RdF44	Filter	Bq/smpl	Cobalt-60	0.0325		False pos. test	Acceptable
MAPEP	2nd/2021	06/22/21	MAPEP-21-RdF44	Filter	Bq/smpl	Manganese-54	0.368	0.312	0.218-0.406	Acceptable
MAPEP	2nd/2021	06/22/21	MAPEP-21-RdF44	Filter	Bq/smpl	Plutonium-238	0.0207	0.0228	0.0160-0.0296	Acceptable
MAPEP	2nd/2021	06/22/21	MAPEP-21-RdF44	Filter	Bq/smpl	Plutonium-239/240	0.0417	0.0453	0.0317-0.0589	Acceptable
MAPEP	2nd/2021	06/22/21	MAPEP-21-RdF44	Filter	Bq/smpl	Strontium-90	0.89	0.749	0.524-0.974	Acceptable
MAPEP	2nd/2021	06/22/21	MAPEP-21-RdF44	Filter	Bq/smpl	Uranium-234/233	0.063	0.06	0.04-0.08	Acceptable
MAPEP	2nd/2021	06/22/21	MAPEP-21-RdF44	Filter	Bq/smpl	Uranium-238	0.0617	0.063	0.044-0.082	Acceptable
MAPEP	2nd/2021	06/22/21	MAPEP-21-RdF44	Filter	Bq/smpl	Zinc-65	0.457	0.352	0.246-0.458	Acceptable
MAPEP	2nd/2021	06/22/21	MAPEP-21-RdV44	veg	Bq/smpl	Americium-241	0.0605	0.0586	0.0410-0.0762	Acceptable
MAPEP	2nd/2021	06/22/21	MAPEP-21-RdV44	veg	Bq/smpl	Cesium-134	2.51	3.6	2.52-4.68	Not Acceptable
MAPEP	2nd/2021	06/22/21	MAPEP-21-RdV44	veg	Bq/smpl	Cesium-137	3.75	4.69	3.28-6.10	Acceptable
MAPEP	2nd/2021	06/22/21	MAPEP-21-RdV44	veg	Bq/smpl	Cobalt-57	3.73	5.05	3.54-6.57	Acceptable
MAPEP	2nd/2021	06/22/21	MAPEP-21-RdV44	veg	Bq/smpl	Cobalt-60	2.36	2.99	2.09-3.89	Acceptable
MAPEP	2nd/2021	06/22/21	MAPEP-21-RdV44	veg	Bq/smpl	Manganese-54	4.13	5.25	3.68-6.83	Acceptable
MAPEP	2nd/2021	06/22/21	MAPEP-21-RdV44	veg	Bq/smpl	Plutonium-238	0.0467	0.0446	0.0312-0.058	Acceptable
MAPEP	2nd/2021	06/22/21	MAPEP-21-RdV44	veg	Bq/smpl	Plutonium-239/240	0.0912	0.0912	0.0645-0.1197	Acceptable
MAPEP	2nd/2021	06/22/21	MAPEP-21-RdV44	veg	Bq/smpl	Strontium-90	0.444	0.673	0.471-0.875	Not Acceptable
MAPEP	2nd/2021	06/22/21	MAPEP-21-RdV44	veg	Bq/smpl	Uranium-234/233	0.136	0.138	0.097-0.179	Acceptable
MAPEP	2nd/2021	06/22/21	MAPEP-21-RdV44	veg	Bq/smpl	Uranium-238	0.143	0.143	0.100-0.186	Acceptable
MAPEP	2nd/2021	06/22/21	MAPEP-21-RdV44	veg	Bq/smpl	Zinc-65	-0.0042		False pos. test	Acceptable
MAPEP	4th/2021	12/16/21	MAPEP-21-GrF45	Filter	Bq/sample	Gross Alpha	1.73	0.98	0.288-1.632	Not Acceptable
MAPEP	4th/2021	12/16/21	MAPEP-21-GrF45	Filter	Bq/sample	Gross Beta	0.642	0.553	0.277-0.830	Acceptable
MAPEP	4th/2021	12/16/21	MAPEP-21-GrW45	Water	Bq/L	Gross Alpha	0.226	0.232	0.070-0.394	Acceptable
MAPEP	4th/2021	12/16/21	MAPEP-21-GrW45	Water	Bq/L	Gross Beta	2.73	2.8707	1.404-4.211	Acceptable
MAPEP	4th/2021	12/16/21	MAPEP-21-MaS45	Soil	Bq/Kg	Americium-241	106.0	98.0	69-127	Acceptable
MAPEP	4th/2021	12/16/21	MAPEP-21-MaS45	Soil	Bq/Kg	Cesium-134	993	1170	819-1521	Acceptable
MAPEP	4th/2021	12/16/21	MAPEP-21-MaS45	Soil	Bq/Kg	Cesium-137	579.00	572	400-744	Acceptable
MAPEP	4th/2021	12/16/21	MAPEP-21-MaS45	Soil	Bq/Kg	Cobalt-57	0.375		False Pos Test	Acceptable
MAPEP	4th/2021	12/16/21	MAPEP-21-MaS45	Soil	Bq/Kg	Cobalt-60	692	722	505-939	Acceptable

MAPEP	4th/2021	12/16/21	MAPEP-21-MaS45	Soil	Bq/Kg	Iron-55	994	1020	714-1326	Acceptable
MAPEP	4th/2021	12/16/21	MAPEP-21-MaS45	Soil	Bq/Kg	Manganese-54	412	410	287-533	Acceptable
MAPEP	4th/2021	12/16/21	MAPEP-21-MaS45	Soil	Bq/Kg	Nickel-63	1170	1280	896-1664	Acceptable
MAPEP	4th/2021	12/16/21	MAPEP-21-MaS45	Soil	Bq/Kg	Plutonium-238	55.9	59.8	41.9-77.7	Acceptable
MAPEP	4th/2021	12/16/21	MAPEP-21-MaS45	Soil	Bq/Kg	Plutonium-239/240	66.3	71.3	49.9-92.7	Acceptable
MAPEP	4th/2021	12/16/21	MAPEP-21-MaS45	Soil	Bq/Kg	Potassium-40	612	607	425-789	Acceptable
MAPEP	4th/2021	12/16/21	MAPEP-21-MaS45	Soil	Bq/Kg	Strontium-90	0.161		False Pos Test	Acceptable
MAPEP	4th/2021	12/16/21	MAPEP-21-MaS45	Soil	Bq/Kg	Technetium-99	747	777	544-1010	Acceptable
MAPEP	4th/2021	12/16/21	MAPEP-21-MaS45	Soil	Bq/Kg	U-234/233	80	51	36.0-66.8	Not Acceptable
MAPEP	4th/2021	12/16/21	MAPEP-21-MaS45	Soil	Bq/Kg	Uranium-238	177	168	118-218	Acceptable
MAPEP	4th/2021	12/16/21	MAPEP-21-MaS45	Soil	Bq/Kg	Zinc-65	945	907	635-1179	Acceptable
MAPEP	4th/2021	12/16/21	MAPEP-21-MaW45	Water	Bq/L	Americium-241	0.407	0.426	0.298-0.554	Acceptable
MAPEP	4th/2021	12/16/21	MAPEP-21-MaW45	Water	Bq/L	Cesium-134	9.5	10.4	7.3-13.5	Acceptable
MAPEP	4th/2021	12/16/21	MAPEP-21-MaW45	Water	Bq/L	Cesium-137	-0.04		False Pos Test	Acceptable
MAPEP	4th/2021	12/16/21	MAPEP-21-MaW45	Water	Bq/L	Cobalt-57	14	13.9	9.7-18.1	Acceptable
MAPEP	4th/2021	12/16/21	MAPEP-21-MaW45	Water	Bq/L	Cobalt-60	14.5	14.0	9.8-18.2	Acceptable
MAPEP	4th/2021	12/16/21	MAPEP-21-MaW45	Water	Bq/L	Hydrogen-3	231	250	175-325	Acceptable
MAPEP	4th/2021	12/16/21	MAPEP-21-MaW45	Water	Bq/L	Iron-55	47.9	49.8	34.9-64.7	Acceptable
MAPEP	4th/2021	12/16/21	MAPEP-21-MaW45	Water	Bq/L	Manganese-54	9.47	9.0	6.3-11.7	Acceptable
MAPEP	4th/2021	12/16/21	MAPEP-21-MaW45	Water	Bq/L	Nickel-63	41.4	39.5	27.7-51.4	Acceptable
MAPEP	4th/2021	12/16/21	MAPEP-21-MaW45	Water	Bq/L	Plutonium-238	-0.00169	0.0096	Sens. Evaluation	Acceptable
MAPEP	4th/2021	12/16/21	MAPEP-21-MaW45	Water	Bq/L	Plutonium-239/240	0.470	0.528	0.370-0.689	Acceptable
MAPEP	4th/2021	12/16/21	MAPEP-21-MaW45	Water	Bq/L	Potassium-40	0.005		False Pos Test	Acceptable
MAPEP	4th/2021	12/16/21	MAPEP-21-MaW45	Water	Bq/L	Radium-226	0.310	0.226	0.158-0.294	Not Acceptable
MAPEP	4th/2021	12/16/21	MAPEP-21-MaW45	Water	Bq/L	Strontium-90	3.50	3.86	2.70-5.02	Acceptable
MAPEP	4th/2021	12/16/21	MAPEP-21-MaW45	Water	Bq/L	Technetium-99	3.79	3.71	2.60-4.82	Acceptable
MAPEP	4th/2021	12/16/21	MAPEP-21-MaW45	Water	Bq/L	Uranium-234/233	0.0203	0.0215	Sens. Evaluation	Acceptable
MAPEP	4th/2021	12/16/21	MAPEP-21-MaW45	Water	Bq/L	Uranium-238	0.00975	0.0123	Sens. Evaluation	Acceptable
MAPEP	4th/2021	12/16/21	MAPEP-21-MaW45	Water	Bq/L	Zinc-65	0.122		False Pos Test	Acceptable
MAPEP	4th/2021	12/16/21	MAPEP-21-RdF45	Filter	ug/sample	Uranium-235	0.0594	0.0588	0.0412-0.0764	Acceptable
MAPEP	4th/2021	12/16/21	MAPEP-21-RdF45	Filter	ug/sample	Uranium-238	8.5	8.3	5.8-10.8	Acceptable
MAPEP	4th/2021	12/16/21	MAPEP-21-RdF45	Filter	ug/sample	Uranium-Total	8.579	8.4	5.9-10.9	Acceptable
MAPEP	4th/2021	12/16/21	MAPEP-21-RdF45	Filter	Bq/sample	Americium-241	0.109	0.119	0.083-0.155	Acceptable
MAPEP	4th/2021	12/16/21	MAPEP-21-RdF45	Filter	Bq/sample	Cesium-134	1.23	1.32	0.92-1.72	Acceptable
MAPEP	4th/2021	12/16/21	MAPEP-21-RdF45	Filter	Bq/sample	Cesium-137	1.31	1.280	0.90-1.66	Acceptable
MAPEP	4th/2021	12/16/21	MAPEP-21-RdF45	Filter	Bq/sample	Cobalt-57	0.82800	0.83	0.58-1.08	Acceptable
MAPEP	4th/2021	12/16/21	MAPEP-21-RdF45	Filter	Bq/sample	Cobalt-60	2.37	2.28	1.60-2.96	Acceptable
MAPEP	4th/2021	12/16/21	MAPEP-21-RdF45	Filter	Bq/sample	Manganese-54	1.60	1.46	1.02-1.90	Acceptable
MAPEP	4th/2021	12/16/21	MAPEP-21-RdF45	Filter	Bq/sample	Plutonium-238	0.0023	0.0030	Sens. Evaluation	Acceptable
MAPEP	4th/2021	12/16/21	MAPEP-21-RdF45	Filter	Bq/sample	Plutonium-239/240	0.0574	0.0609	0.0426-0.0792	Acceptable
MAPEP	4th/2021	12/16/21	MAPEP-21-RdF45	Filter	Bq/sample	Strontium-90	0.195	0.273	0.191-0.355	Acceptable

MAPEP	4th/2021	12/16/21	MAPEP-21-RdF45	Filter	Bq/sample	Uranium-234/233	0.101	0.100	0.070-0.130	Acceptable
MAPEP	4th/2021	12/16/21	MAPEP-21-RdF45	Filter	Bq/sample	Uranium-238	0.107	0.104	0.073-0.135	Acceptable
MAPEP	4th/2021	12/16/21	MAPEP-21-RdF45	Filter	Bq/sample	Zinc-65	0.0579		False Pos Test	Acceptable
MAPEP	4th/2021	12/16/21	MAPEP-21-RdV45	Vegetation	Bq/sample	Americium-241	0.0724	0.0747	0.0523-0.0971	Acceptable
MAPEP	4th/2021	12/16/21	MAPEP-21-RdV45	Vegetation	Bq/sample	Cesium-134	4.02	4.34	3.04-5.64	Acceptable
MAPEP	4th/2021	12/16/21	MAPEP-21-RdV45	Vegetation	Bq/sample	Cesium-137	2.28	2.21	1.55-2.87	Acceptable
MAPEP	4th/2021	12/16/21	MAPEP-21-RdV45	Vegetation	Bq/sample	Cobalt-57	4.56	4.66	3.26-6.06	Acceptable
MAPEP	4th/2021	12/16/21	MAPEP-21-RdV45	Vegetation	Bq/sample	Cobalt-60	3.44	3.51	2.46-4.56	Acceptable
MAPEP	4th/2021	12/16/21	MAPEP-21-RdV45	Vegetation	Bq/sample	Manganese-54	-0.0404		False Pos Test	Acceptable
MAPEP	4th/2021	12/16/21	MAPEP-21-RdV45	Vegetation	Bq/sample	Plutonium-238	0.0603	0.0655	0.0459-0.0852	Acceptable
MAPEP	4th/2021	12/16/21	MAPEP-21-RdV45	Vegetation	Bq/sample	Plutonium-239/240	0.00140		False Pos Test	Acceptable
MAPEP	4th/2021	12/16/21	MAPEP-21-RdV45	Vegetation	Bq/sample	Strontium-90	1.10	1.32	0.92-1.72	Acceptable
MAPEP	4th/2021	12/16/21	MAPEP-21-RdV45	Vegetation	Bq/sample	Uranium-234/233	0.1740	0.1830	0.128-0.238	Acceptable
MAPEP	4th/2021	12/16/21	MAPEP-21-RdV45	Vegetation	Bq/sample	Uranium-238	0.1770	0.1760	1.123-0.229	Acceptable
MAPEP	4th/2021	12/16/21	MAPEP-21-RdV45	Vegetation	Bq/sample	Zinc-65	2.57	2.43	1.70-3.16	Acceptable

TABLE 4
2021 ERA PROGRAM PERFORMANCE EVALUATION RESULTS

PT Provider	Quarter / Year	Report Received Date	Sample Number	Sample Media	Unit	Analyte / Nuclide	GEL Value	Known value	Acceptance Range	Evaluation
ERA	2nd/2021	5/25/2021	RAD 125	Water	pCi/L	Radium-226	14.2	19.3	14.3 - 22.0	Not Acceptable
ERA	2nd/2021	5/25/2021	RAD 125	Water	pCi/L	Radium-228	9.98	10.3	6.71 - 12.8	Acceptable
ERA	2nd/2021	5/25/2021	RAD 125	Water	pCi/L	Strontium-89	59.3	63.5	51.4 - 71.5	Acceptable
ERA	1st/2021	03/02/21	RAD-124	Water	pCi/L	Barium-133	22.3	23.8	18.4 - 27.4	Acceptable
ERA	1st/2021	03/02/21	RAD-124	Water	pCi/L	Cesium-134	46.8	42.8	34.2 - 47.1	Acceptable
ERA	1st/2021	03/02/21	RAD-124	Water	pCi/L	Cesium-137	148	148	133 - 165	Acceptable
ERA	1st/2021	03/02/21	RAD-124	Water	pCi/L	Cesium-137	148	148	133 - 165	Acceptable
ERA	1st/2021	03/02/21	RAD-124	Water	pCi/L	Cobalt-60	36.7	34.6	30.8 - 40.8	Acceptable
ERA	1st/2021	03/02/21	RAD-124	Water	pCi/L	Zinc-65	68.2	61.6	54.6 - 75.0	Acceptable
ERA	1st/2021	03/02/21	RAD-124	Water	pCi/L	Gross Alpha	69.6	63.3	33.2 - 78.5	Acceptable
ERA	1st/2021	03/02/21	RAD-124	Water	pCi/L	Gross Beta	38.8	39.8	26.4 - 47.3	Acceptable
ERA	1st/2021	03/02/21	RAD-124	Water	pCi/L	Radium-226	8.42*	15.5	11.5 - 17.8	Not Acceptable
ERA	1st/2021	03/02/21	RAD-124	Water	pCi/L	Radium-228	19.5*	12.9	8.54 - 15.8	Not Acceptable
ERA	1st/2021	03/02/21	RAD-124	Water	pCi/L	Radium-228	14.6	12.9	8.54 - 15.8	Acceptable
ERA	1st/2021	03/02/21	RAD-124	Water	pCi/L	Uranium (Nat)	29.4	30.1	24.4 - 33.4	Acceptable
ERA	1st/2021	03/02/21	RAD-124	Water	pCi/L	Uranium (Nat) mass	44.6	43.9	35.5 - 48.7	Acceptable
ERA	1st/2021	03/02/21	RAD-124	Water	pCi/L	Tritium	2000	2120	1750 - 2350	Acceptable
ERA	1st/2021	03/02/21	RAD-124	Water	pCi/L	Tritium	2020	2120	1750 - 2350	Acceptable
ERA	1st/2021	03/02/21	RAD-124	Water	pCi/L	Strontium-89	74.6	61.3	49.4 - 69.2	Not Acceptable
ERA	1st/2021	03/02/21	RAD-124	Water	pCi/L	Strontium-89	65.7	61.3	49.4 - 69.2	Acceptable
ERA	1st/2021	03/02/21	RAD-124	Water	pCi/L	Strontium-90	32.5	40.6	29.9 - 46.7	Acceptable
ERA	1st/2021	03/02/21	RAD-124	Water	pCi/L	Strontium-90	38.2	40.6	29.9 - 46.7	Acceptable
ERA	1st/2021	03/02/21	RAD-124	Water	pCi/L	Iodine-131	30.2	27.9	23.2 - 32.8	Acceptable
ERA	1st/2021	03/02/21	RAD-124	Water	pCi/L	Iodine-131	31.7	27.9	23.2 - 32.8	Acceptable
ERA	3rd /2021	08/30/21	RAD-126	Water	pCi/L	Barium-133	48.9	45.5	37.2 - 50.6	Acceptable
ERA	3rd /2021	08/30/21	RAD-126	Water	pCi/L	Cesium-134	84.4	87.5	71.8 - 96.2	Acceptable
ERA	3rd /2021	08/30/21	RAD-126	Water	pCi/L	Cesium-137	211	208	187 - 230	Acceptable
ERA	3rd /2021	08/30/21	RAD-126	Water	pCi/L	Cobalt-60	93	87.1	78.4 - 98.1	Acceptable
ERA	3rd /2021	08/30/21	RAD-126	Water	pCi/L	Zinc-65	108	102	91.8 - 122	Acceptable
ERA	3rd /2021	08/30/21	RAD-126	Water	pCi/L	Gross Alpha	39.1	49.1	25.6 - 61.7	Acceptable
ERA	3rd /2021	08/30/21	RAD-126	Water	pCi/L	Gross Alpha	40.3	49.1	25.6 - 61.7	Acceptable
ERA	3rd /2021	08/30/21	RAD-126	Water	pCi/L	Gross Beta	30.4	31.5	20.3 - 39.2	Acceptable
ERA	3rd /2021	08/30/21	RAD-126	Water	pCi/L	Radium-226	11.2	13.4	9.99 - 15.4	Acceptable
ERA	3rd /2021	08/30/21	RAD-126	Water	pCi/L	Radium-228	6.8	7.59	4.81 - 9.68	Acceptable
ERA	3rd /2021	08/30/21	RAD-126	Water	pCi/L	Radium-228	6.69	7.59	4.81 - 9.68	Acceptable
ERA	3rd /2021	08/30/21	RAD-126	Water	pCi/L	Uranium (Nat)	59.6	62.3	50.9 - 68.5	Acceptable
ERA	3rd /2021	08/30/21	RAD-126	Water	µg/L	Uranium (Nat) mass	94	90.9	74.2 - 100	Acceptable
ERA	3rd /2021	08/30/21	RAD-126	Water	pCi/L	Tritium	9820	10400	9050 - 11400	Acceptable
ERA	3rd /2021	08/30/21	RAD-126	Water	pCi/L	Tritium	10300	10400	9050 - 11400	Acceptable
ERA	3rd /2021	08/30/21	RAD-126	Water	pCi/L	Strontium-89	50.3	55.9	44.6 - 63.6	Acceptable
ERA	3rd /2021	08/30/21	RAD-126	Water	pCi/L	Strontium-90	46.2	40.1	29.5 - 46.1	Not Acceptable
ERA	3rd /2021	08/30/21	RAD-126	Water	pCi/L	Iodine-131	17.6	20.8	17.2 - 25.0	Acceptable

TABLE 5
2021 ERA PROGRAM (MRAD) PERFORMANCE EVALUATION RESULTS

PT Provider	Quarter / Year	Report Received Date	Sample Number	Sample Media	Unit	Analyte / Nuclide	GEL Value	Known value	Acceptance Range/ Ratio	Evaluation
ERA	2nd/2021	5/25/2021	MRAD 34	Soil	pCi/kg	Actinium-228	3260	3170	2090 - 3990	Acceptable
ERA	2nd/2021	5/25/2021	MRAD 34	Soil	pCi/kg	Americium-241	1580	1620	875 - 2290	Acceptable
ERA	2nd/2021	5/25/2021	MRAD 34	Soil	pCi/kg	Bismuth-212	3300	3280	939 - 4890	Acceptable
ERA	2nd/2021	5/25/2021	MRAD 34	Soil	pCi/kg	Bismuth-214	1370	1380	662 - 2050	Acceptable
ERA	2nd/2021	5/25/2021	MRAD 34	Soil	pCi/kg	Cesium-134	5380	5920	4050 - 7080	Acceptable
ERA	2nd/2021	5/25/2021	MRAD 34	Soil	pCi/kg	Cesium-137	7580	7570	5720 - 9570	Acceptable
ERA	2nd/2021	5/25/2021	MRAD 34	Soil	pCi/kg	Cobalt-60	4660	5060	3980 - 6250	Acceptable
ERA	2nd/2021	5/25/2021	MRAD 34	Soil	pCi/kg	Lead-212	3830	3350	2340 - 4240	Acceptable
ERA	2nd/2021	5/25/2021	MRAD 34	Soil	pCi/kg	Lead-212	3830	3350	2340 - 4240	Acceptable
ERA	2nd/2021	5/25/2021	MRAD 34	Soil	pCi/kg	Lead-214	1760	1440	605 - 2260	Acceptable
ERA	2nd/2021	5/25/2021	MRAD 34	Soil	pCi/kg	Manganese-54	<28.3	<1000	<1000	Acceptable
ERA	2nd/2021	5/25/2021	MRAD 34	Soil	pCi/kg	Plutonium-238	1810	1930	963 - 2930	Acceptable
ERA	2nd/2021	5/25/2021	MRAD 34	Soil	pCi/kg	Plutonium-239	1610	1720	937 - 2480	Acceptable
ERA	2nd/2021	5/25/2021	MRAD 34	Soil	pCi/kg	Potassium-40	24400	24700	17000 - 29500	Acceptable
ERA	2nd/2021	5/25/2021	MRAD 34	Soil	pCi/kg	Strontium-90	10200	9190	2860 - 14300	Acceptable
ERA	2nd/2021	5/25/2021	MRAD 34	Soil	pCi/kg	Thorium-234	4870	4020	1520 - 6880	Acceptable
ERA	2nd/2021	5/25/2021	MRAD 34	Soil	pCi/kg	Uranium-234	3650	4060	1900 - 5320	Acceptable
ERA	2nd/2021	5/25/2021	MRAD 34	Soil	pCi/kg	Uranium-234	3740	4060	1900 - 5320	Acceptable
ERA	2nd/2021	5/25/2021	MRAD 34	Soil	pCi/kg	Uranium-238	3480	4020	2210 - 5400	Acceptable
ERA	2nd/2021	5/25/2021	MRAD 34	Soil	pCi/kg	Uranium-238	3320	4020	2210 - 5400	Acceptable
ERA	2nd/2021	5/25/2021	MRAD 34	Soil	pCi/kg	Uranium-Total	7300	8260	4580 - 10700	Acceptable
ERA	2nd/2021	5/25/2021	MRAD 34	Soil	pCi/kg	Uranium-Total	7060	8260	4580 - 10700	Acceptable
ERA	2nd/2021	5/25/2021	MRAD 34	Soil	µg/kg	Uranium-Total (mass)	10400	12000	5420 - 16200	Acceptable
ERA	2nd/2021	5/25/2021	MRAD 34	Soil	µg/kg	Uranium-Total (mass)	9950	12000	5420 - 16200	Acceptable
ERA	2nd/2021	5/25/2021	MRAD 34	Soil	pCi/kg	Zinc-65	7090	7040	5620 - 9600	Acceptable
ERA	2nd/2021	5/25/2021	MRAD 34	veg	pCi/kg	Americium-241	2210	2460	1520 - 3470	Acceptable
ERA	2nd/2021	5/25/2021	MRAD 34	veg	pCi/kg	Cesium-134	1920	2350	1560 - 3130	Acceptable
ERA	2nd/2021	5/25/2021	MRAD 34	veg	pCi/kg	Cesium-137	2590	2720	2090 - 3660	Acceptable
ERA	2nd/2021	5/25/2021	MRAD 34	veg	pCi/kg	Cobalt-60	1640	1610	1260 - 2100	Acceptable
ERA	2nd/2021	5/25/2021	MRAD 34	veg	pCi/kg	Curium-244	3260	3750	2110 - 4660	Acceptable
ERA	2nd/2021	5/25/2021	MRAD 34	veg	pCi/kg	Manganese-54	<26.8	<300	<300	Acceptable
ERA	2nd/2021	5/25/2021	MRAD 34	veg	pCi/kg	Plutonium-238	3450	3610	2500 - 4660	Acceptable
ERA	2nd/2021	5/25/2021	MRAD 34	veg	pCi/kg	Plutonium-239	1750	1820	1260 - 2300	Acceptable
ERA	2nd/2021	5/25/2021	MRAD 34	veg	pCi/kg	Potassium-40	36700	33300	25000 - 42200	Acceptable
ERA	2nd/2021	5/25/2021	MRAD 34	veg	pCi/kg	Strontium-90	986	1260	710 - 1640	Acceptable
ERA	2nd/2021	5/25/2021	MRAD 34	veg	pCi/kg	Strontium-90	986	1260	710 - 1640	Acceptable
ERA	2nd/2021	5/25/2021	MRAD 34	veg	pCi/kg	Uranium-234	1370	1420	998 - 1810	Acceptable
ERA	2nd/2021	5/25/2021	MRAD 34	veg	pCi/kg	Uranium-238	1380	1410	996 - 1760	Acceptable
ERA	2nd/2021	5/25/2021	MRAD 34	veg	pCi/kg	Uranium-Total	2830	2900	1850 - 3910	Acceptable
ERA	2nd/2021	5/25/2021	MRAD 34	veg	µg/kg	Uranium-Total (mass)	4150	4230	3250 - 5240	Acceptable
ERA	2nd/2021	5/25/2021	MRAD 34	veg	pCi/kg	Zinc-65	797	766	572 - 1140	Acceptable
ERA	2nd/2021	5/25/2021	MRAD 34	veg	pCi/Filter	Americium-241	61.8	60.2	43.0 - 80.3	Acceptable
ERA	2nd/2021	5/25/2021	MRAD 34	Filter	pCi/Filter	Cesium-134	958	1030	668 - 1260	Acceptable
ERA	2nd/2021	5/25/2021	MRAD 34	Filter	pCi/Filter	Cesium-134	958	1030	668 - 1260	Acceptable
ERA	2nd/2021	5/25/2021	MRAD 34	Filter	pCi/Filter	Cesium-137	159	163	134 - 214	Acceptable
ERA	2nd/2021	5/25/2021	MRAD 34	Filter	pCi/Filter	Cesium-137	159	163	134 - 214	Acceptable
ERA	2nd/2021	5/25/2021	MRAD 34	Filter	pCi/Filter	Cobalt-60	1280	1220	1040 - 1550	Acceptable

ERA	2nd/2021	5/25/2021	MRAD 34	Filter	pCi/Filter	Iron-55	103	121	44.2 - 193	Acceptable
ERA	2nd/2021	5/25/2021	MRAD 34	Filter	pCi/Filter	Manganese-54	<6.46	<50.0	<50.0	Acceptable
ERA	2nd/2021	5/25/2021	MRAD 34	Filter	pCi/Filter	Plutonium-238	35.9	35.4	26.7 - 43.5	Acceptable
ERA	2nd/2021	5/25/2021	MRAD 34	Filter	pCi/Filter	Plutonium-239	20.1	20.5	15.3 - 24.7	Acceptable
ERA	2nd/2021	5/25/2021	MRAD 34	Filter	pCi/Filter	Strontium-90	181	189	120 - 257	Acceptable
ERA	2nd/2021	5/25/2021	MRAD 34	Filter	pCi/Filter	Uranium-234	24.1	25.5	18.9 - 29.9	Acceptable
ERA	2nd/2021	5/25/2021	MRAD 34	Filter	pCi/Filter	Uranium-234	26.4	25.5	18.9 - 29.9	Acceptable
ERA	2nd/2021	5/25/2021	MRAD 34	Filter	pCi/Filter	Uranium-238	24.6	25.3	19.1 - 30.2	Acceptable
ERA	2nd/2021	5/25/2021	MRAD 34	Filter	pCi/Filter	Uranium-238	23.5	25.3	19.1 - 30.2	Acceptable
ERA	2nd/2021	5/25/2021	MRAD 34	Filter	pCi/Filter	Uranium-Total	50	52	38.0 - 61.7	Acceptable
ERA	2nd/2021	5/25/2021	MRAD 34	Filter	pCi/Filter	Uranium-Total	49.9	52	38.0 - 61.7	Acceptable
ERA	2nd/2021	5/25/2021	MRAD 34	Filter	µg/Filter	Uranium-Total (mass)	73.8	75.9	60.9 - 88.9	Acceptable
ERA	2nd/2021	5/25/2021	MRAD 34	Filter	µg/Filter	Uranium-Total (mass)	70.5	75.9	60.9 - 88.9	Acceptable
ERA	2nd/2021	5/25/2021	MRAD 34	Filter	pCi/Filter	Zinc-65	840	771	632 - 1180	Acceptable
ERA	2nd/2021	5/25/2021	MRAD 34	Filter	pCi/Filter	Gross Alpha	391*	96.1	50.2 - 158	Not Acceptable
ERA	2nd/2021	5/25/2021	MRAD 34	Filter	pCi/Filter	Gross Beta	71.5	62.6	38.0 - 94.6	Acceptable
ERA	2nd/2021	5/25/2021	MRAD 34	Water	pCi/L	Americium-241	160	157	108 - 201	Acceptable
ERA	2nd/2021	5/25/2021	MRAD 34	Water	pCi/L	Cesium-134	1550	1610	1220 - 1770	Acceptable
ERA	2nd/2021	5/25/2021	MRAD 34	Water	pCi/L	Cesium-137	595	578	495 - 657	Acceptable
ERA	2nd/2021	5/25/2021	MRAD 34	Water	pCi/L	Cobalt-60	2310	2180	1880 - 2500	Acceptable
ERA	2nd/2021	5/25/2021	MRAD 34	Water	pCi/L	Cobalt-60	2310	2180	1880 - 2500	Acceptable
ERA	2nd/2021	5/25/2021	MRAD 34	Water	pCi/L	Cobalt-60	2310	2180	1880 - 2500	Acceptable
ERA	2nd/2021	5/25/2021	MRAD 34	Water	pCi/L	Iron-55	494	275	162 - 400	Not Acceptable
ERA	2nd/2021	5/25/2021	MRAD 34	Water	pCi/L	Manganese-54	<6.01	<100	<100	Acceptable
ERA	2nd/2021	5/25/2021	MRAD 34	Water	pCi/L	Plutonium-238	115	171	103 - 222	Acceptable
ERA	2nd/2021	5/25/2021	MRAD 34	Water	pCi/L	Plutonium-239	95.2	142	87.9 - 175	Acceptable
ERA	2nd/2021	5/25/2021	MRAD 34	Water	pCi/L	Strontium-90	736	671	483 - 829	Acceptable
ERA	2nd/2021	5/25/2021	MRAD 34	Water	pCi/L	Uranium-234	140	160	122 - 183	Acceptable
ERA	2nd/2021	5/25/2021	MRAD 34	Water	pCi/L	Uranium-234	162	160	122 - 183	Acceptable
ERA	2nd/2021	5/25/2021	MRAD 34	Water	pCi/L	Uranium-234	152	160	122 - 183	Acceptable
ERA	2nd/2021	5/25/2021	MRAD 34	Water	pCi/L	Uranium-238	146	158	122 - 186	Acceptable
ERA	2nd/2021	5/25/2021	MRAD 34	Water	pCi/L	Uranium-238	158	158	122 - 186	Acceptable
ERA	2nd/2021	5/25/2021	MRAD 34	Water	pCi/L	Uranium-238	145	158	122 - 186	Acceptable
ERA	2nd/2021	5/25/2021	MRAD 34	Water	pCi/L	Uranium-Total	292	325	254 - 370	Acceptable
ERA	2nd/2021	5/25/2021	MRAD 34	Water	pCi/L	Uranium-Total	297	325	254 - 370	Acceptable
ERA	2nd/2021	5/25/2021	MRAD 34	Water	µg/L	Uranium-Total (mass)	436	474	384 - 538	Acceptable
ERA	2nd/2021	5/25/2021	MRAD 34	Water	µg/L	Uranium-Total (mass)	433	474	384 - 538	Acceptable
ERA	2nd/2021	5/25/2021	MRAD 34	Water	pCi/L	Zinc-65	1900	1720	1530 - 2170	Acceptable
ERA	2nd/2021	5/25/2021	MRAD 34	Water	pCi/L	Gross Alpha	87.8	62.2	22.7 - 85.8	Not Acceptable
ERA	2nd/2021	5/25/2021	MRAD 34	Water	pCi/L	Gross Beta	73.7	103	51.5 - 142	Acceptable
ERA	2nd/2021	5/25/2021	MRAD 34	Water	pCi/L	Tritium	24900	22800	17200 - 27800	Acceptable
ERA	4th/2021	11/23/21	MRAD-35	Soil	pCi/kg	Actinium-228	3370	3240	2140 - 4080	Acceptable
ERA	4th/2021	11/23/21	MRAD-35	Soil	pCi/kg	Americium-241	922	891	481 - 1260	Acceptable
ERA	4th/2021	11/23/21	MRAD-35	Soil	pCi/kg	Bismuth-212	3320	3350	959 - 4990	Acceptable
ERA	4th/2021	11/23/21	MRAD-35	Soil	pCi/kg	Bismuth-214	1140	1370	658 - 2040	Acceptable
ERA	4th/2021	11/23/21	MRAD-35	Soil	pCi/kg	Cesium-134	2410	2650	1810 - 3170	Acceptable
ERA	4th/2021	11/23/21	MRAD-35	Soil	pCi/kg	Cesium-134	2410	2650	1810 - 3170	Acceptable
ERA	4th/2021	11/23/21	MRAD-35	Soil	pCi/kg	Cesium-137	3720	3660	2770 - 4630	Acceptable
ERA	4th/2021	11/23/21	MRAD-35	Soil	pCi/kg	Cobalt-60	4680	4730	3720 - 5840	Acceptable
ERA	4th/2021	11/23/21	MRAD-35	Soil	pCi/kg	Lead-212	3840	3420	2390 - 4320	Acceptable
ERA	4th/2021	11/23/21	MRAD-35	Soil	pCi/kg	Lead-214	1480	1490	626 - 2340	Acceptable
ERA	4th/2021	11/23/21	MRAD-35	Soil	pCi/kg	Manganese-54	<27.4	<1000	<1000	Acceptable
ERA	4th/2021	11/23/21	MRAD-35	Soil	pCi/kg	Plutonium-238	1230	1250	623 - 1900	Acceptable
ERA	4th/2021	11/23/21	MRAD-35	Soil	pCi/kg	Plutonium-239	1440	1450	790 - 2090	Acceptable
ERA	4th/2021	11/23/21	MRAD-35	Soil	pCi/kg	Potassium-40	25600	24700	17000 - 29500	Acceptable
ERA	4th/2021	11/23/21	MRAD-35	Soil	pCi/kg	Strontium-90	8770	6090	1900 - 9490	Acceptable

ERA	4th/2021	11/23/21	MRAD-35	Soil	pCi/kg	Thorium-234	3350	2720	1030 - 4660	Acceptable
ERA	4th/2021	11/23/21	MRAD-35	Soil	pCi/kg	Uranium-234	2620	2740	1280 - 3590	Acceptable
ERA	4th/2021	11/23/21	MRAD-35	Soil	pCi/kg	Uranium-234	3260	2740	1280 - 3590	Acceptable
ERA	4th/2021	11/23/21	MRAD-35	Soil	pCi/kg	Uranium-238	2870	2720	1490 - 3650	Acceptable
ERA	4th/2021	11/23/21	MRAD-35	Soil	pCi/kg	Uranium-238	3400	2720	1490 - 3650	Acceptable
ERA	4th/2021	11/23/21	MRAD-35	Soil	pCi/kg	Uranium-Total	5670	5580	3100 - 7210	Acceptable
ERA	4th/2021	11/23/21	MRAD-35	Soil	pCi/kg	Uranium-Total	5670	5580	3100 - 7210	Acceptable
ERA	4th/2021	11/23/21	MRAD-35	Soil	pCi/kg	Uranium-Total	6817	5580	3100 - 7210	Acceptable
ERA	4th/2021	11/23/21	MRAD-35	Soil	µg/kg	Uranium (mass)	8630	8140	3670 - 11000	Acceptable
ERA	4th/2021	11/23/21	MRAD-35	Soil	µg/kg	Uranium (mass)	10200	8140	3670 - 11000	Acceptable
ERA	4th/2021	11/23/21	MRAD-35	Soil	pCi/kg	Zinc-65	5540	4860	3880 - 6630	Acceptable
ERA	4th/2021	11/23/21	MRAD-35	Veg	pCi/kg	Americium-241	4040	4040	2500 - 5710	Acceptable
ERA	4th/2021	11/23/21	MRAD-35	Veg	pCi/kg	Cesium-134	918	923	613 - 1230	Acceptable
ERA	4th/2021	11/23/21	MRAD-35	Veg	pCi/kg	Cesium-137	2180	2210	1700 - 2980	Acceptable
ERA	4th/2021	11/23/21	MRAD-35	Veg	pCi/kg	Cobalt-60	1670	1590	1250 - 2080	Acceptable
ERA	4th/2021	11/23/21	MRAD-35	Veg	pCi/kg	Cobalt-60	1670	1590	1250 - 2080	Acceptable
ERA	4th/2021	11/23/21	MRAD-35	Veg	pCi/kg	Curium-244	2830	2840	1600 - 3530	Acceptable
ERA	4th/2021	11/23/21	MRAD-35	Veg	pCi/kg	Manganese-54	<47.1	<300	<300	Acceptable
ERA	4th/2021	11/23/21	MRAD-35	Veg	pCi/kg	Plutonium-238	1730	1620	1120 - 2090	Acceptable
ERA	4th/2021	11/23/21	MRAD-35	Veg	pCi/kg	Plutonium-239	1620	1440	995 - 1820	Acceptable
ERA	4th/2021	11/23/21	MRAD-35	Veg	pCi/kg	Potassium-40	30200	33300	25000 - 42200	Acceptable
ERA	4th/2021	11/23/21	MRAD-35	Veg	pCi/kg	Strontium-90	5760	5720	3220 - 7450	Acceptable
ERA	4th/2021	11/23/21	MRAD-35	Veg	pCi/kg	Uranium-234	1410	1350	948 - 1720	Acceptable
ERA	4th/2021	11/23/21	MRAD-35	Veg	pCi/kg	Uranium-238	1420	1340	946 - 1680	Acceptable
ERA	4th/2021	11/23/21	MRAD-35	Veg	pCi/kg	Uranium-Total	2900	2750	1760 - 3710	Acceptable
ERA	4th/2021	11/23/21	MRAD-35	Veg	µg/kg	Uranium (mass)	4250	4010	3080 - 4970	Acceptable
ERA	4th/2021	11/23/21	MRAD-35	Veg	pCi/kg	Zinc-65	1340	1200	896 - 1780	Acceptable
ERA	4th/2021	11/23/21	MRAD-35	Filter	pCi/Filter	Americium-241	28.1	27.7	19.8 - 36.9	Acceptable
ERA	4th/2021	11/23/21	MRAD-35	Filter	pCi/Filter	Cesium-134	217	241	156 - 296	Acceptable
ERA	4th/2021	11/23/21	MRAD-35	Filter	pCi/Filter	Cesium-137	187	187	154 - 245	Acceptable
ERA	4th/2021	11/23/21	MRAD-35	Filter	pCi/Filter	Cobalt-60	324	310	264 - 394	Acceptable
ERA	4th/2021	11/23/21	MRAD-35	Filter	pCi/Filter	Cobalt-60	324	310	264 - 394	Acceptable
ERA	4th/2021	11/23/21	MRAD-35	Filter	pCi/Filter	Iron-55	508	548	200 - 874	Acceptable
ERA	4th/2021	11/23/21	MRAD-35	Filter	pCi/Filter	Manganese-54	<3.06	<50.0	<50.0	Acceptable
ERA	4th/2021	11/23/21	MRAD-35	Filter	pCi/Filter	Plutonium-238	27.8	28.5	21.5 - 35.0	Acceptable
ERA	4th/2021	11/23/21	MRAD-35	Filter	pCi/Filter	Plutonium-239	22.6	21.6	16.1 - 26.1	Acceptable
ERA	4th/2021	11/23/21	MRAD-35	Filter	pCi/Filter	Strontium-90	23.4*	19.2	12.1 - 26.1	Acceptable
ERA	4th/2021	11/23/21	MRAD-35	Filter	pCi/Filter	Uranium-234	7.96	7.76	5.75 - 9.09	Acceptable
ERA	4th/2021	11/23/21	MRAD-35	Filter	pCi/Filter	Uranium-234	9.62*	7.76	5.75 - 9.09	Not Acceptable
ERA	4th/2021	11/23/21	MRAD-35	Filter	pCi/Filter	Uranium-238	7.35	7.69	5.81 - 9.17	Acceptable
ERA	4th/2021	11/23/21	MRAD-35	Filter	pCi/Filter	Uranium-238	7.38	7.69	5.81 - 9.17	Acceptable
ERA	4th/2021	11/23/21	MRAD-35	Filter	pCi/Filter	Uranium-Total	15.8	15.8	11.5 - 18.7	Acceptable
ERA	4th/2021	11/23/21	MRAD-35	Filter	pCi/Filter	Uranium-Total	17	15.8	11.5 - 18.7	Acceptable
ERA	4th/2021	11/23/21	MRAD-35	Filter	µg/Filter	Uranium (mass)	22.1	23.1	18.5 - 27.1	Acceptable
ERA	4th/2021	11/23/21	MRAD-35	Filter	µg/Filter	Uranium (mass)	22.1	23.1	18.5 - 27.1	Acceptable
ERA	4th/2021	11/23/21	MRAD-35	Filter	pCi/Filter	Zinc-65	414	366	300 - 559	Acceptable
ERA	4th/2021	11/23/21	MRAD-35	Filter	pCi/Filter	Gross Alpha	95.4	77.6	40.5 - 128	Acceptable
ERA	4th/2021	11/23/21	MRAD-35	Filter	pCi/Filter	Gross Beta	87	80.6	48.9 - 122	Acceptable
ERA	4th/2021	11/23/21	MRAD-35	Water	pCi/L	Americium-241	70.5	63.7	43.7 - 81.5	Acceptable
ERA	4th/2021	11/23/21	MRAD-35	Water	pCi/L	Cesium-134	626	649	490 - 714	Acceptable
ERA	4th/2021	11/23/21	MRAD-35	Water	pCi/L	Cesium-137	2210	2170	1860 - 2470	Acceptable
ERA	4th/2021	11/23/21	MRAD-35	Water	pCi/L	Cobalt-60	1040	964	831 - 1110	Acceptable
ERA	4th/2021	11/23/21	MRAD-35	Water	pCi/L	Iron-55	339*	246	145 - 358	Acceptable
ERA	4th/2021	11/23/21	MRAD-35	Water	pCi/L	Plutonium-238	74.1	114	68.5 - 148	Acceptable
ERA	4th/2021	11/23/21	MRAD-35	Water	pCi/L	Plutonium-239	21.3	34.3	21.2 - 42.3	Acceptable
ERA	4th/2021	11/23/21	MRAD-35	Water	pCi/L	Strontium-90	915	936	674 - 1160	Acceptable
ERA	4th/2021	11/23/21	MRAD-35	Water	pCi/L	Uranium-234	39.9	40.8	31.1 - 46.7	Acceptable

ERA	4th/2021	11/23/21	MRAD-35	Water	pCi/L	Uranium-234	49.8*	40.8	31.1 - 46.7	Not Acceptable
ERA	4th/2021	11/23/21	MRAD-35	Water	pCi/L	Uranium-238	40.3	40.5	31.4 - 47.7	Acceptable
ERA	4th/2021	11/23/21	MRAD-35	Water	pCi/L	Uranium-238	41.2	40.5	31.4 - 47.7	Acceptable
ERA	4th/2021	11/23/21	MRAD-35	Water	pCi/L	Uranium-Total	83.1	83.2	64.9 - 94.8	Acceptable
ERA	4th/2021	11/23/21	MRAD-35	Water	pCi/L	Uranium-Total	92.9*	83.2	64.9 - 94.8	Acceptable
ERA	4th/2021	11/23/21	MRAD-35	Water	µg/L	Uranium (mass)	121	121	98.0 - 137	Acceptable
ERA	4th/2021	11/23/21	MRAD-35	Water	µg/L	Uranium (mass)	123	121	98.0 - 137	Acceptable
ERA	4th/2021	11/23/21	MRAD-35	Water	pCi/L	Zinc-65	449	394	351 - 497	Acceptable
ERA	4th/2021	11/23/21	MRAD-35	Water	pCi/L	Gross Alpha	74.7	93.9	34.3 - 129	Acceptable
ERA	4th/2021	11/23/21	MRAD-35	Water	pCi/L	Gross Beta	96.1	97	48.5 - 133	Acceptable
ERA	4th/2021	11/23/21	MRAD-35	Water	pCi/L	Tritium	12600	12800	9650 - 15600	Acceptable

FIGURE 1

COBALT-60 PERFORMANCE EVALUATION RESULTS AND % BIAS

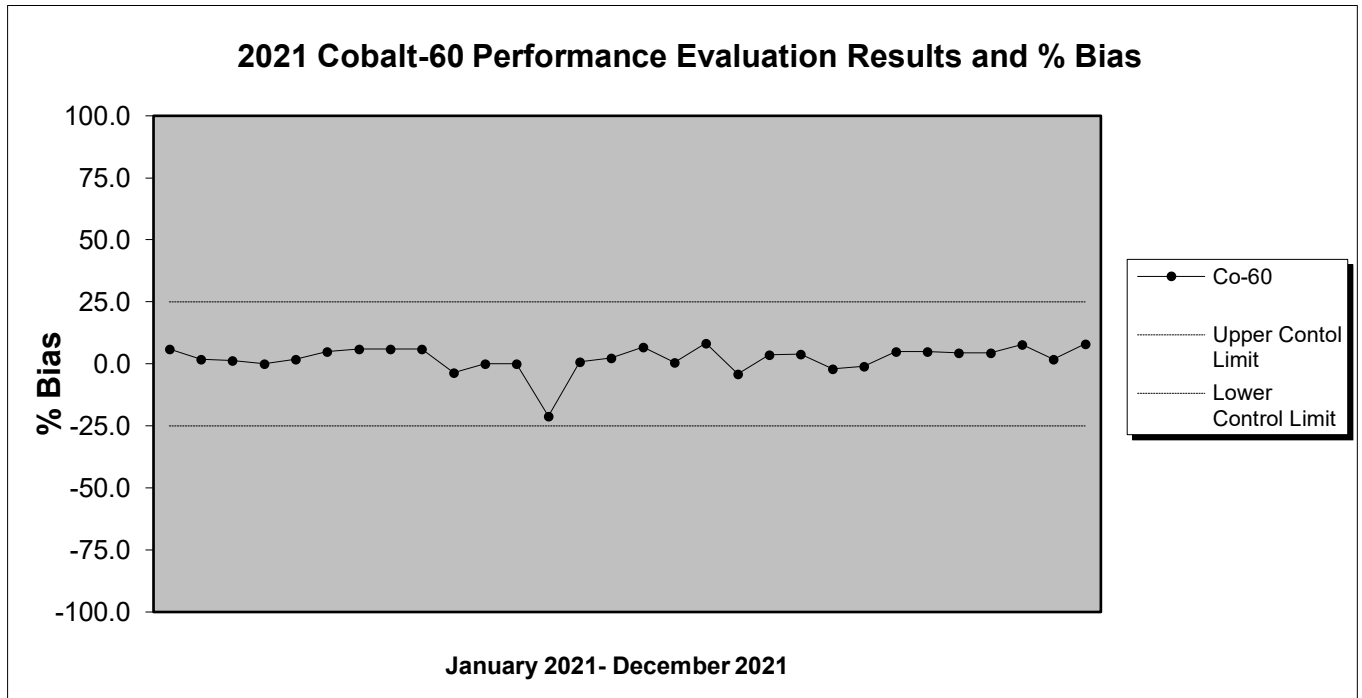


FIGURE 2

CESIUM-137 PERFORMANCE EVALUATION RESULTS AND % BIAS

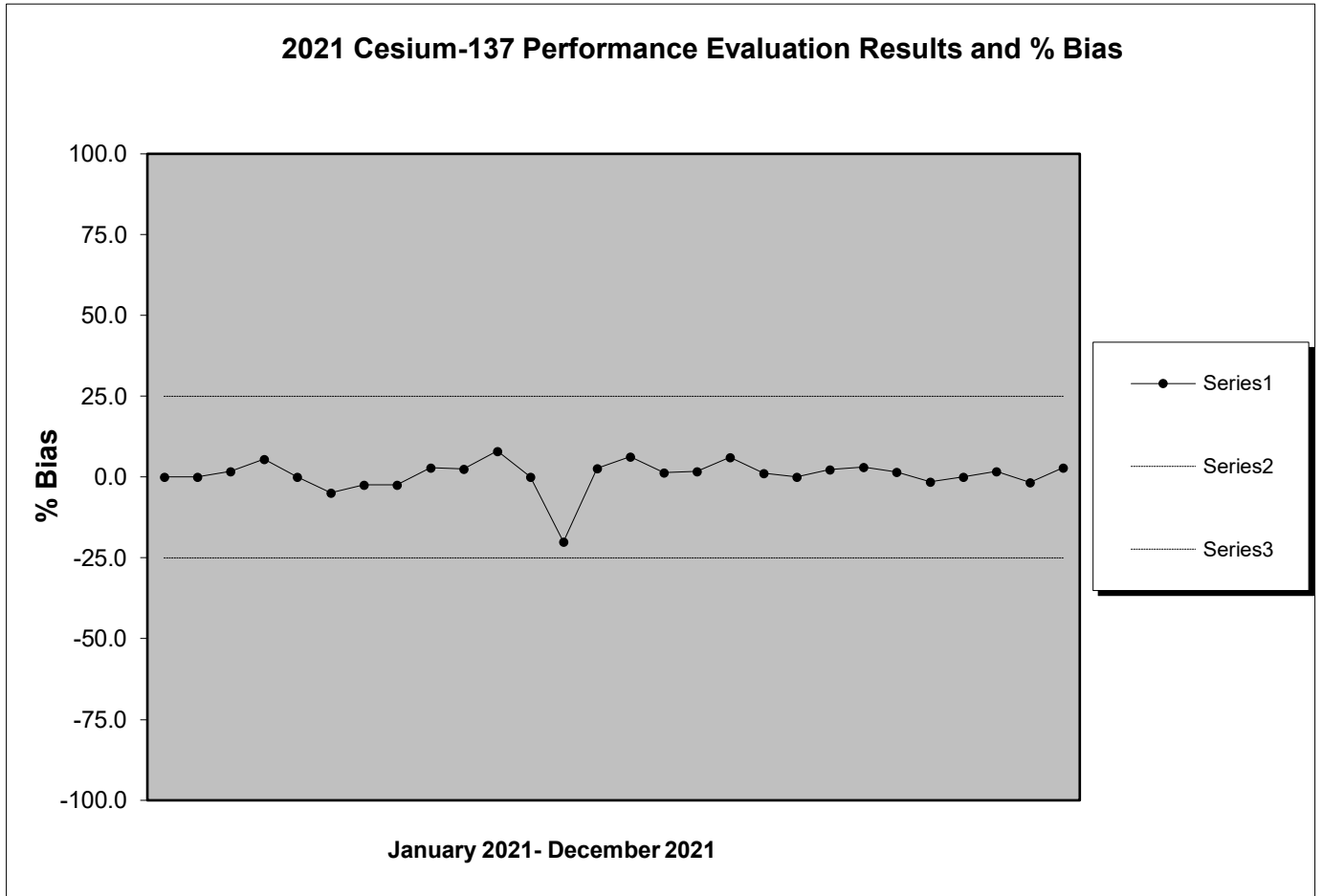


FIGURE 3

TRITIUM PERFORMANCE EVALUATION RESULTS AND % BIAS

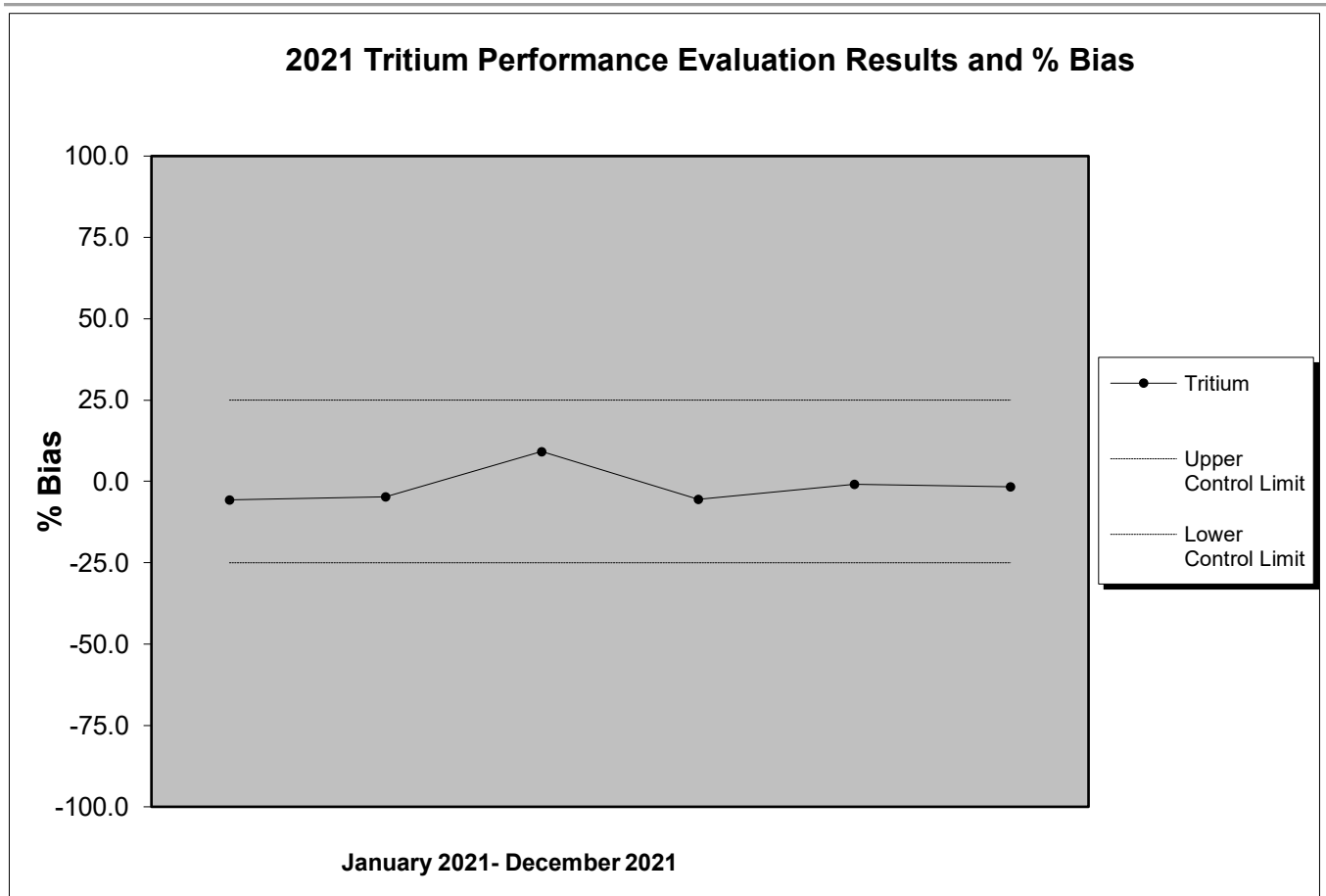


FIGURE 4

STRONTIUM-90 PERFORMANCE EVALUATION RESULTS AND % BIAS

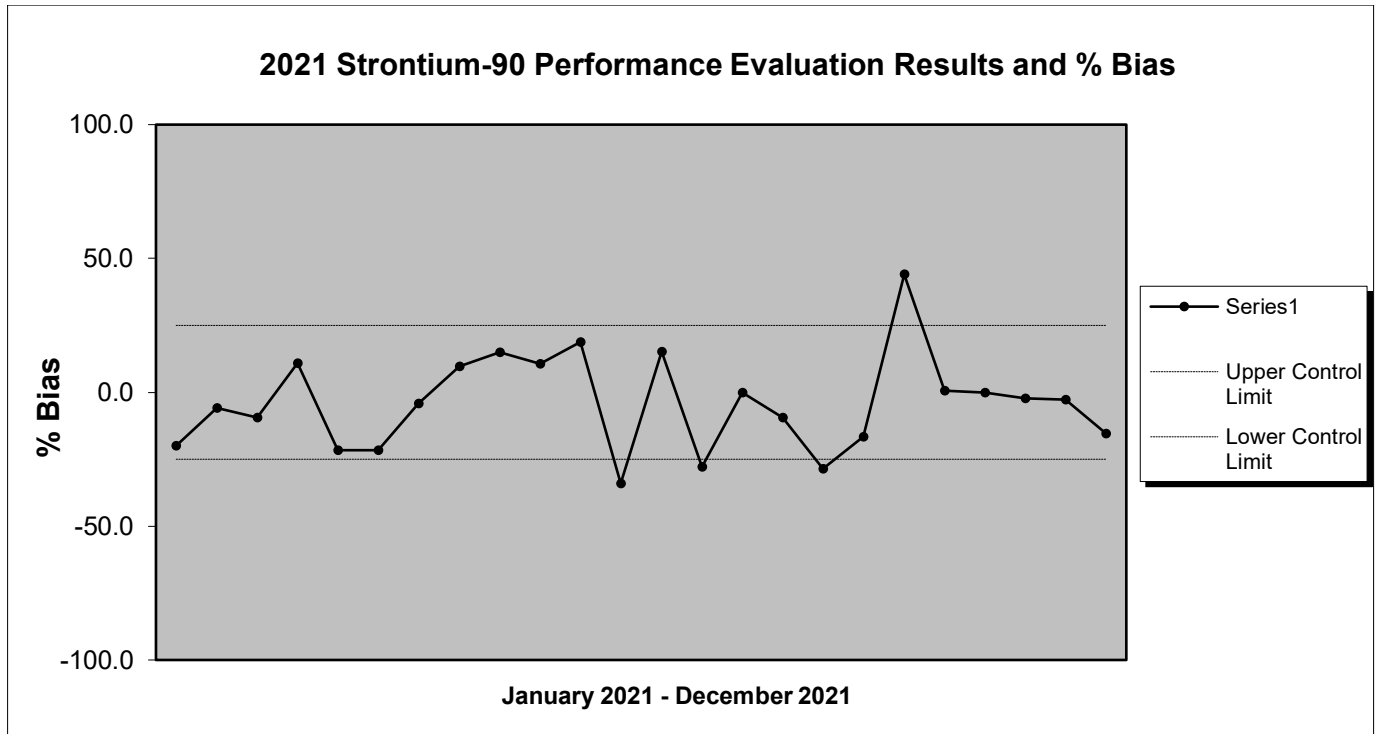


FIGURE 5

GROSS ALPHA PERFORMANCE EVALUATION RESULTS AND % BIAS

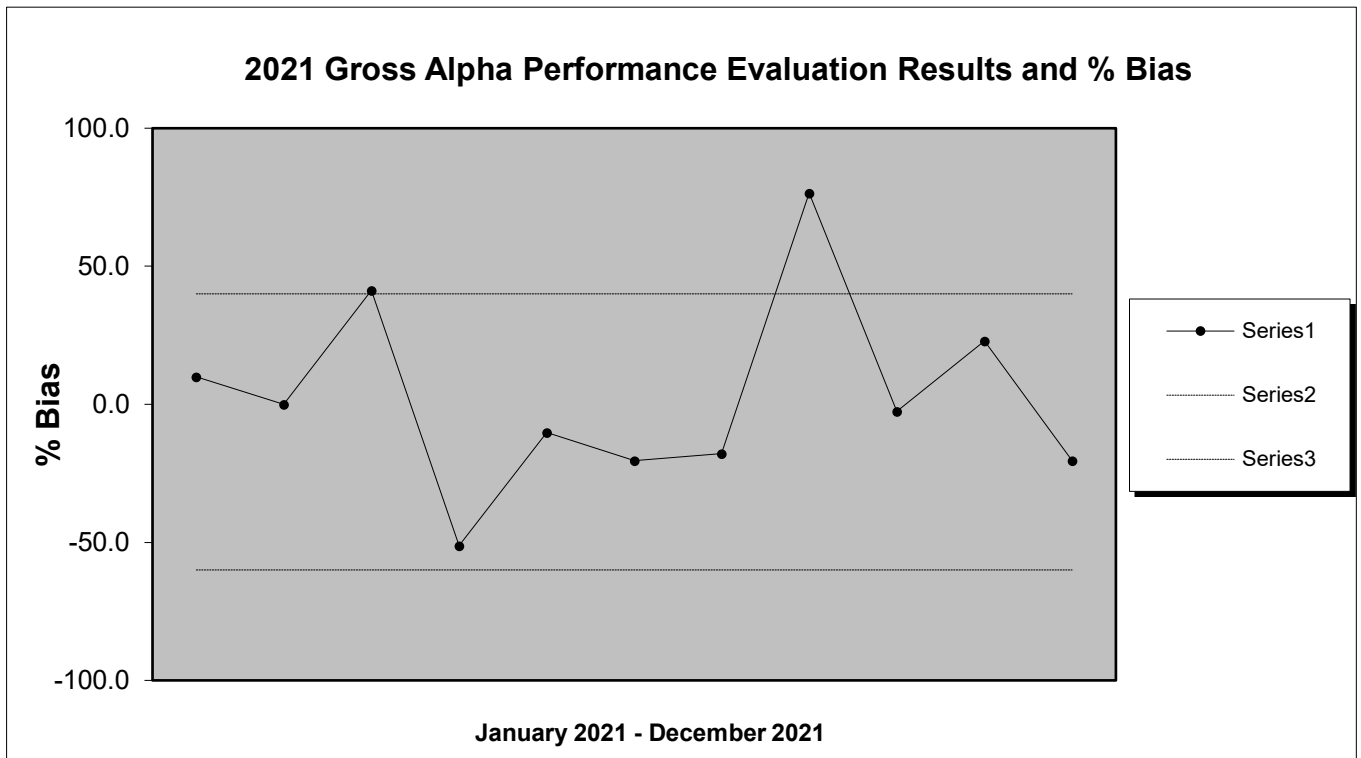


FIGURE 6

GROSS BETA PERFORMANCE EVALUATION RESULTS AND % BIAS

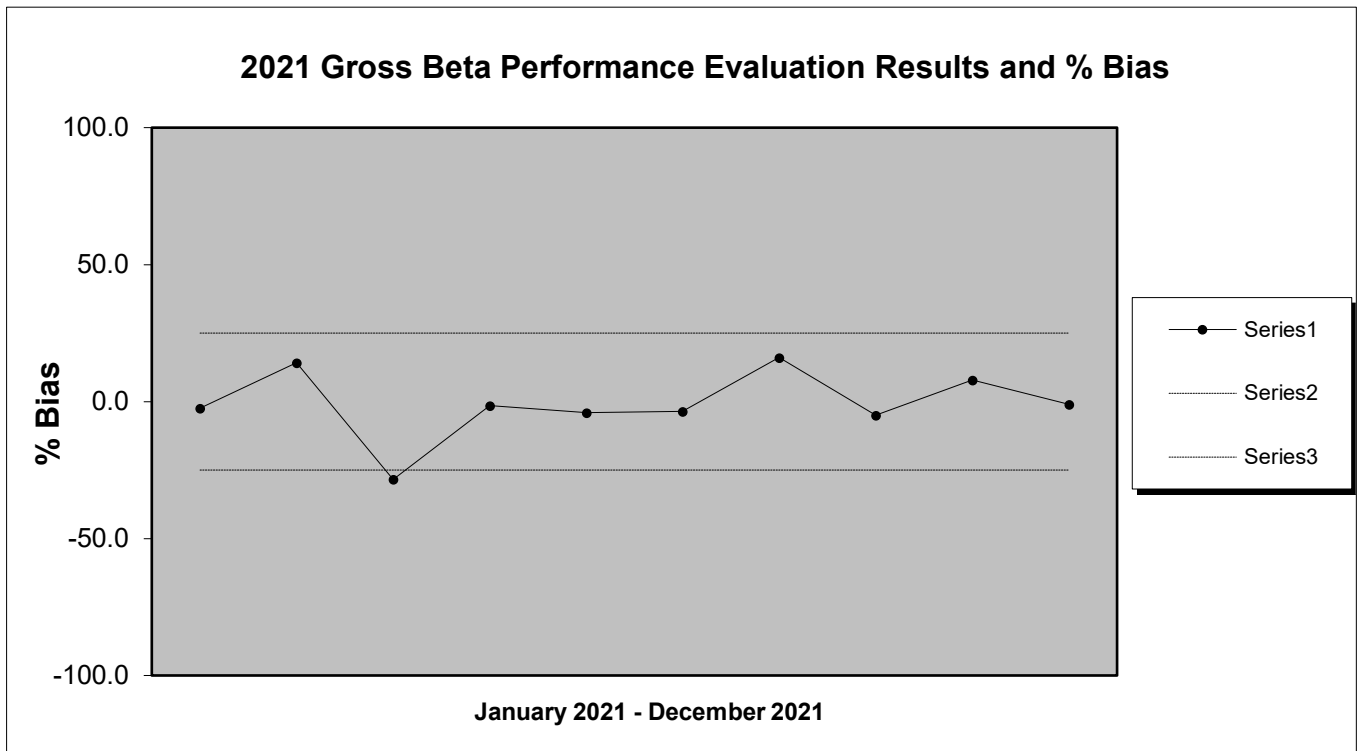


FIGURE 7

IODINE-131 PERFORMANCE EVALUATION RESULTS AND % BIAS

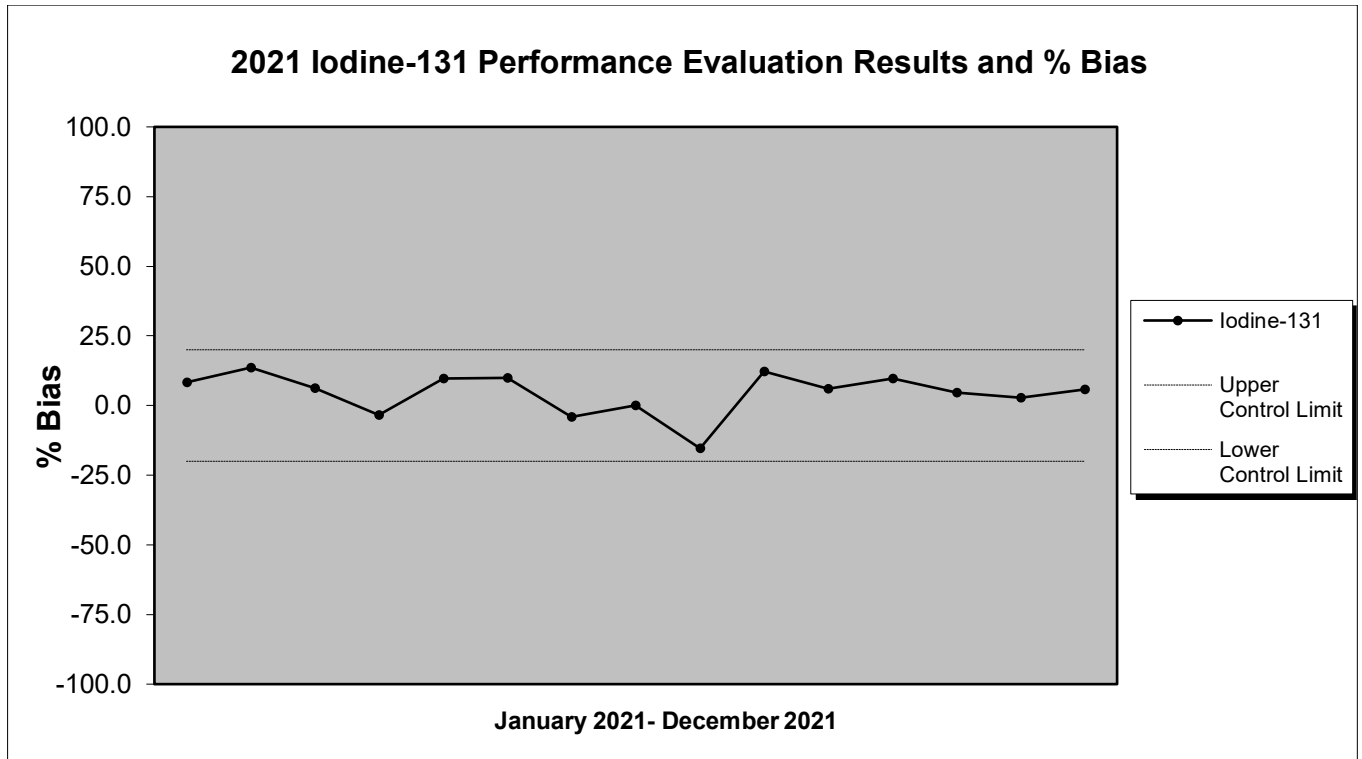


FIGURE 8

AMERICIUM-241 PERFORMANCE EVALUATION RESULTS AND % BIAS

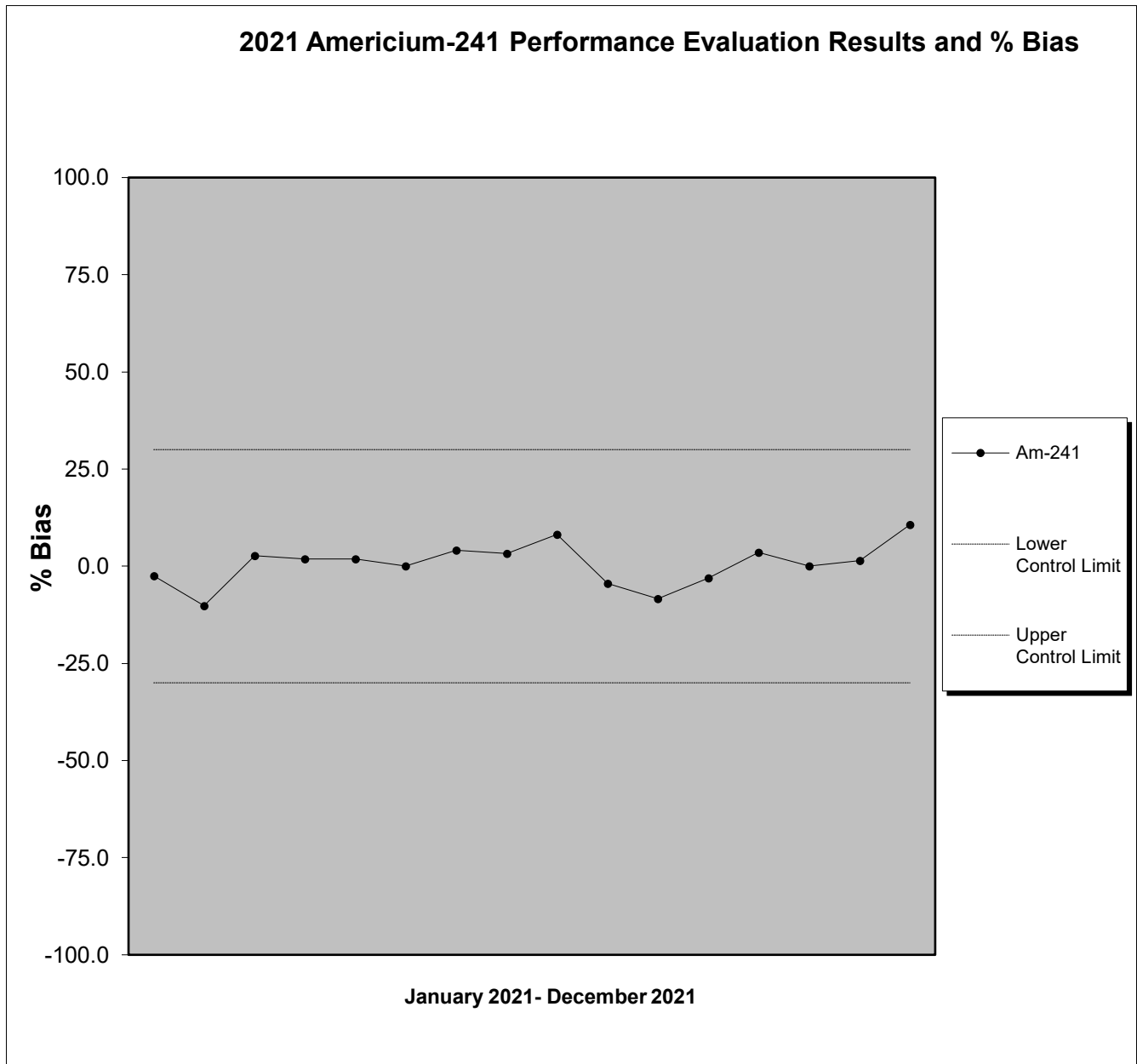


FIGURE 9

PLUTONIUM-238 PERFORMANCE EVALUATION RESULTS AND % BIAS

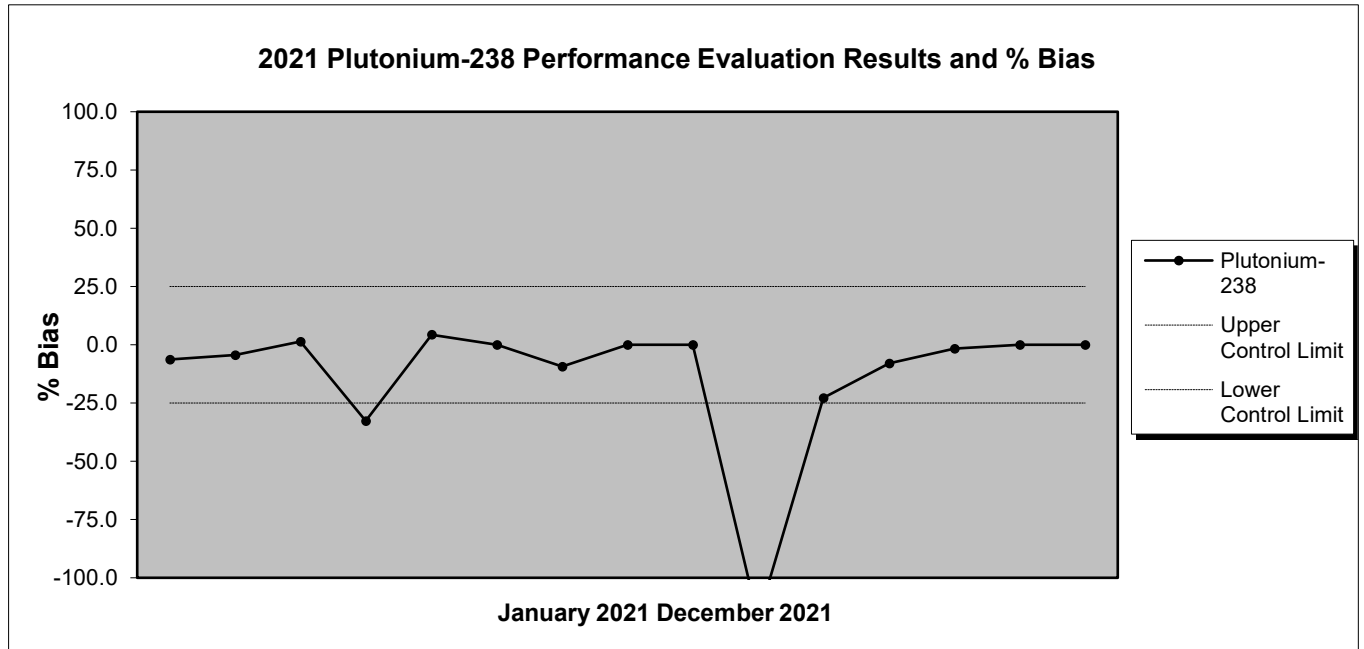


TABLE 6
REMP INTRA-LABORATORY DATA SUMMARY: BIAS AND PRECISION BY MATRIX

2021 REMP Intralab Results	Bias Criteria (+ / - 25%)		Precision Criteria (Note 1)	
	WITHIN CRITERIA	OUTSIDE CRITERIA	WITHIN CRITERIA	OUTSIDE CRITERIA
MILK				
Gas Flow Sr 2nd count	54	0	59	1
Gas Flow Total Strontium	12	0	13	0
Gamma Spec Liquid RAD A-013 with Ba, La	32	0	105	0
Gamma Spec Liquid RAD A-013 with Iodine	0	0	2	0
SOLID				
Gamma Spec Solid RAD A-013	6	0	9	0
LSC Nickel 63	3	0	3	0
Gas Flow Sr 2nd count	5	0	8	0
Gas Flow Total Strontium	3	0	3	0
Gamma Spec Solid RAD A-013 with Iodine	16	0	37	0
FILTER				
Gross A & B	388	0	248	0
Gamma Spec Filter	35	0	78	0
LIQUID				
Tritium	192	0	249	0
LSC Iron-55	14	0	14	0
LSC Nickel 63	14	0	14	0
Gamma Iodine-131	1	0	1	0
Gas Flow Sr 2nd count	6	0	5	0
Gas Flow Total Strontium	13	0	15	0
Gross Alpha Non Vol Beta	23	0	71	0
Gamma Spec Liquid RAD A-013 with Ba, La	74	0	146	0
Gamma Spec Liquid RAD A-013 with Iodine	17	0	74	0
TISSUE				
Gas Flow Sr 2nd count	9	0	11	0
Gas Flow Total Strontium	5	0	5	0
Gamma Spec Solid RAD A-013 with Iodine	15	0	15	0
VEGETATION				
Gamma Spec Solid RAD A-013	10	0	10	0
Gas Flow Sr 2nd count	10	0	8	0
Gamma Spec Solid RAD A-013 with Iodine	73	0	102	0
AIR CHARCOAL				

Carbon-14 (Ascarite/Soda Lime Filter per Liter)	29	0	28	0
DRINKING WATER				
Tritium	23	0	24	0
LSC Iron-55	7	0	7	0
LSC Nickel 63	8	0	8	0
Gamma Iodine-131	16	0	14	0
Gas Flow Sr 2nd count	9	0	10	0
Gas Flow Total Strontium	10	0	8	0
Gross Alpha Non Vol Beta	64	0	58	0
Gamma Spec Liquid RAD A-013 with Ba, La	20	0	60	0
Gamma Spec Liquid RAD A-013 with Iodine	0	0	4	0
Total	1245		1557	

Note 1: The RPD must be 20 percent or less, if both samples are greater than 5 times the MDC. If both results are less than 5 times MDC, then the RPD must be equal to or less than 100%. If one result is above the MDC and the other is below the MDC, then the RPD can be calculated using the MDC for the result of the one below the MDC. The RPD must be 100% or less. In the situation where both results are above the MDC but one result is greater than 5 times the MDC and the other is less than 5 times the MDC, the RPD must be less than or equal to 20%. If both results are below MDC, then the limits on % RPD are not applicable.

TABLE 7
ALL RADIOLOGICAL INTRA-LABORATORY DATA SUMMARY:
BIAS AND PRECISION BY MATRIX:

2021 All Rad Intralab Results	Bias Criteria (+ / - 25%)		Precision Criteria (Note 1)	
	WITHIN CRITERIA	OUTSIDE CRITERIA	WITHIN CRITERIA	OUTSIDE CRITERIA
MILK				
Gamma Spec Liquid RAD A-013	4	0	4	0
Gamma Iodine-129	5	0	5	0
Gamma Iodine-131	8	0	119	0
LSC Sulfur 35	1	0	2	0
Gas Flow Sr 2nd count	54	0	59	0
Gas Flow Strontium 90	8	0	8	0
Gas Flow Total Strontium	12	0	13	0
Gamma Spec Liquid RAD A-013 with Ba, La	32	0	105	0
Gamma Spec Liquid RAD A-013 with Iodine	4	0	4	0
SOLID				
Gamma Percent Leach	6	0	0	0
Gas Flow Radium 228	93	0	100	0
Alpha Spec Neptunium	680	0	685	0
Tritium	398	0	479	0
Tritium by Pyrolysis	0	0	1	0
Carbon-14	250	0	334	0
Carbon-14 by Pyrolysis	0	0	1	0
LSC Iron-55	110	0	115	0
Alpha Spec Polonium Solid	23	0	28	0
Gamma Nickel 59 RAD A-022	145	0	149	0
Gamma Spec Ra226 RAD A-013	10	0	9	0
Gamma Spec Solid RAD A-013	1448	0	1867	0
LSC Nickel 63	256	0	279	0
LSC Plutonium	207	0	222	0
Technetium-99	667	0	764	0
Gamma Spec Liquid RAD A-013	1	0	1	0
Gross Alpha Beta Soil Leach	80	0	86	0
ICP-MS Technetium-99 in Soil	3	0	3	0
LSC Selenium 79	31	0	33	0
Total Activity,	6	0	9	0
Tritium	32	0	33	0

Alpha Spec Am243	96	0	110	0
Gamma Iodine-129	103	0	159	0
Gross Alpha/Beta	1	0	1	0
Gas Flow Lead 210	32	0	34	0
Alpha Spec Uranium	814	0	942	0
LSC Promethium 147	4	0	5	0
LSC, Rapid Strontium 89 and 90	55	0	57	0
Alpha Spec Thorium	898	0	1017	0
ICP-MS Uranium-233, 234 in Solid	49	0	52	0
LSC Sulfur 35	3	0	3	0
Alpha Spec Neptunium (pCi/Sample)	1	0	1	0
Alpha Spec Plutonium	759	0	762	0
ICP-MS Technetium-99 Prep in Soil	4	0	3	0
LSC Calcium 45	0	0	1	0
Alpha Spec Plutonium	162	0	174	0
Alpha Spec Radium 226	37	0	46	0
Gas Flow Sr 2nd count	17	0	24	0
Gas Flow Strontium 90	359	0	365	0
Lucas Cell Radium 226	225	0	261	0
Total Activity Screen	1	0	1	0
Alpha Spec Am241 Curium	613	0	602	0
Alpha Spec Total Uranium	81	0	93	0
Gas Flow Total Strontium	105	0	103	0
ICP-MS Uranium-233, 234 Prep in Solid	48	0	52	0
ICP-MS Uranium-235, 236, 238 in Solid	53	0	55	0
Alpha Spec Polonium Solid	14	0	14	0
Gamma Spec Solid RAD A-013 with Iodine	16	0	37	0
GFC Chlorine-36 in Solids	17	0	19	0
Gamma Spec Solid RAD A-013 (pCi/Sample)	1	0	2	0
Technetium-99	1	0	1	0
Tritium	10	0	10	0
Alpha Spec Am241 (pCi/Sample)	1	0	1	0
ICP-MS Uranium-234, 235, 236, 238 in Solid	350	0	361	0
ICP-MS Uranium-235, 236, 238 Prep in Solid	51	0	55	0
Alpha Spec Thorium	1	0	1	0
Gross Alpha/Beta (Am/Cs Calibration) Solid	2	0	3	0
ICP-MS U-234, 235, 236, 238 Prep per sample	8	0	8	0
Gross Alpha/Beta	493	0	592	0

Alpha Spec Plutonium	1	0	1	0
Gas Flow Strontium 90	1	0	1	0
Gross Alpha/Beta (Americium Calibration) Solid	2	0	2	0
ICP-MS Uranium-234, 235, 236, 238 Prep in Solid	181	0	176	0
Gross Alpha Beta (F,U)	17	0	18	0
FILTER				
Alpha Spec Polonium	1	0	10	0
Gamma I-131, filter	4	0	4	0
Alpha Spec Neptunium	73	0	94	0
LSC Plutonium Filter	88	0	125	0
Tritium	28	0	157	0
Alpha Spec Californium	2	0	3	0
Carbon-14 Direct Count	0	0	9	0
Carbon-14	0	0	75	0
ICP-MS Tc-99 in Filter	0	0	5	0
Nickel-63	0	0	20	0
LSC Iron-55	56	0	65	0
Gamma Nickel 59 RAD A-022	77	0	83	0
Alpha Spec Californium FPL	10	0	12	0
LSC Nickel 63	63	0	75	0
Technetium-99	9	0	101	0
Gamma Spec Filter RAD A-013	165	0	220	0
ICP-MS Tc-99 Prep in Filter	0	0	5	0
LSC Selenium 79	4	0	5	0
Alphaspec Np Filter per Liter	5	0	19	0
Alphaspec Pu Filter per Liter	10	0	18	0
Gamma Iodine-129	10	0	63	0
Alpha Spec Am243	17	0	32	0
Gas Flow Lead 210	1	0	2	0
Alpha Spec Uranium	85	0	119	0
LSC, Rapid Strontium 89 and 90	76	0	84	0
Alpha Spec Thorium	45	0	78	0
Gas Flow Radium 228	6	0	10	0
Alpha Spec Plutonium	66	0	142	0
ICP-MS Uranium-233, 234 in Filter	1	0	7	0
Alpha Spec Plutonium	79	0	118	0
Alpha Spec Plutonium	3	0	3	0
Alpha Spec Polonium,(Filter/Liter)	0	0	2	0
Alpha Spec Radium 226	3	0	10	0

Gas Flow Sr 2nd Count	25	0	45	0
Gas Flow Strontium 90	61	0	110	1
Gas Flow Total Radium	2	0	5	0
LSC Plutonium 241 Filter per Liter	7	0	29	0
Lucas Cell Radium-226	5	0	6	0
Alpha Spec Am241Curium	122	0	195	0
Gas Flow Total Strontium	0	0	1	0
ICP-MS Uranium-233, 234 Prep in Filter	1	0	7	0
ICP-MS Uranium-235, 236, 238 in Filter	11	0	15	0
Total Activity in Filter,	0	0	9	0
Alphaspec Am241 Curium Filter per Liter	13	0	45	0
Tritium	91	0	125	0
GFC Chlorine-36 in Filters	1	0	9	0
Gamma Spec Filter RAD A-013 Direct Count	3	0	9	0
Carbon-14	15	0	25	0
Gross A & B (Americium Calibration) Liquid	2	0	36	0
Direct Count-Gross Alpha/Beta	74	0	0	0
Gross Alpha/Beta	23	0	37	0
ICP-MS Uranium-234, 235, 236, 238 in Filter	12	0	60	0
ICP-MS Uranium-235, 236, 238 Prep in Filter	8	0	15	0
Alpha Spec U	19	0	51	0
Gross A & B	418	0	314	0
LSC Iron-55	11	0	17	0
Technetium-99	14	0	32	0
Gas Flow Sr-90	8	0	31	0
LSC Nickel 63	31	0	38	0
Gamma Spec Charcoal	2	0	2	0
Gas Flow Pb-210	0	0	17	0
Gas Flow Ra-228	0	0	18	0
Gross Alpha Beta (Flame, Unflame)	11	0	12	0
Gamma Iodine 129	16	0	16	0
ICP-MS Uranium-234, 235, 236, 238 Prep in Filter	6	0	30	0
Gamma Spec Filter	86	0	137	0
Lucas Cell Ra-226	5	0	24	0
Alpha Spec Thorium	6	0	31	0
LIQUID				
Alpha Spec Uranium	550	0	811	0
Alpha Spec Polonium	9	0	13	0
Alpha Spec Neptunium	230	0	332	0

Tritium	1216	0	1259	0
Carbon-14	156	0	185	0
Plutonium	100	0	118	0
Chlorine-36 in Liquids	1	0	1	0
Iodine-131	4	0	4	0
LSC Iron-55	68	0	124	0
Gamma Nickel 59 RAD A-022	21	0	27	0
Gamma Iodine 131 RAD A-013	1	0	3	0
LSC Nickel 63	114	0	157	0
LSC Radon 222	10	0	10	0
Technetium-99	601	0	714	0
Gamma Spec Liquid RAD A-013	815	0	914	0
Alpha Spec Total U RAD A-011	55	0	72	0
LSC Selenium 79	40	0	40	0
Total Activity,	8	0	9	0
Alpha Spec Am243	10	0	25	0
Gamma Iodine-129	184	0	199	0
Gamma Iodine-131	1	0	1	0
ICP-MS Technetium-99 in Water	3	0	8	0
Gas Flow Lead 210	9	0	20	0
Gross Alpha, Beta	3	0	3	0
LSC Promethium 147	17	0	17	0
LSC, Rapid Strontium 89 and 90	9	0	9	0
Alpha Spec Polonium	2	0	5	0
Alpha Spec Thorium	250	0	393	0
Gas Flow Radium 228	6	0	5	0
Gas Flow Radium 228	537	0	645	0
Alpha Spec Plutonium	401	0	545	0
LSC Sulfur 35	16	0	15	0
Alpha Spec Plutonium	27	0	40	0
Alpha Spec Radium 226	45	0	46	0
Gas Flow Sr 2nd count	65	0	108	0
Gas Flow Strontium 90	318	0	387	0
Gas Flow Strontium 90	10	0	10	0
Gas Flow Total Radium	333	0	281	0
ICP-MS Technetium-99 Prep in Water	3	0	8	0
ICP-MS Uranium-233, 234 in Liquid	7	0	11	0
LSC Calcium 45	13	0	13	0
Lucas Cell Radium 226	317	0	502	0
Lucas Cell Radium-226	7	0	10	0

Total Activity Screen	0	0	1	0
Chlorine-36 in Liquids	19	0	21	0
Gamma Spec Drinking Water RAD A-013	8	0	6	0
Alpha Spec Am241 Curium	353	0	463	0
Gas Flow Total Strontium	118	0	125	0
Gross Alpha Non Vol Beta	722	0	974	0
LSC Phosphorus-32	6	0	8	0
ICP-MS Uranium-233, 234 Prep in Liquid	7	0	11	0
Tritium in Drinking Water by EPA 906.0	9	0	6	0
Gamma Spec Liquid RAD A-013 with Ba, La	76	0	155	0
Gamma Spec Liquid RAD A-013 with Iodine	76	0	157	0
Gas Flow Strontium 89 & 90	6	0	5	0
ICP-MS Uranium-235, 236, 238 in Liquid	10	0	19	0
Gas Flow Total Alpha Radium	9	0	9	0
Gross Alpha Co-precipitation	5	0	9	0
ICP-MS Uranium-235, 236, 238 Prep in Liquid	9	0	19	0
Gross Alpha/Beta	1	0	5	0
ICP-MS Uranium-234, 235, 236, 238 in Liquid	108	0	104	0
Gross Alpha Beta (Flame, Unflame)	253	0	269	0
Gross Alpha Beta (Americium Calibration) Liquid	32	0	74	0
ICP-MS Uranium-234, 235, 236, 238 Prep in Liquid	52	0	56	0
Alpha/Beta (Americium Calibration) Drinking Water	35	0	27	0
ECLS-R-GA NJ 48 Hr Rapid Gross Alpha	1	0	1	0
TISSUE				
Alpha Spec Neptunium	0	0	13	0
Tritium	7	0	19	0
Carbon-14	2	0	13	0
Gamma Nickel 59 RAD A-022	2	0	2	0
Gamma Spec Solid RAD A-013	54	0	77	0
LSC Nickel 63	2	0	2	0
LSC Plutonium	2	0	2	0
Technetium-99	2	0	15	0
Gamma Iodine-129	6	0	19	0
Gas Flow Lead 210	2	0	13	0
Alpha Spec Uranium	8	0	24	0
Alpha Spec Thorium	2	0	14	0
Alpha Spec Plutonium	5	0	19	0

Alpha Spec Plutonium	2	0	2	0
Gas Flow Sr 2nd count	9	0	11	0
Gas Flow Strontium 90	10	0	23	0
Lucas Cell Radium 226	3	0	12	0
Alpha Spec Am241 Curium	3	0	17	0
Gas Flow Total Strontium	5	0	5	0
Gamma Spec Solid RAD A-013 with Iodine	15	0	15	0
GFC Chlorine-36 in Solids	0	0	11	0
Gross Alpha/Beta	3	0	5	0
VEGETATION				
Carbon-14	3	0	3	0
Gamma Spec Solid RAD A-013	29	0	24	0
Technetium-99	1	0	1	0
Tritium	2	0	2	0
Gas Flow Lead 210	3	0	4	0
Alpha Spec Uranium	21	0	24	0
Alpha Spec Thorium	9	0	10	0
Alpha Spec Plutonium	21	0	14	0
Gas Flow Sr 2nd count	10	0	8	0
Gas Flow Strontium 90	22	0	16	0
Gas Flow Total Radium	3	0	4	0
Alpha Spec Am241 Curium	9	0	7	0
Gamma Spec Solid RAD A-013 with Iodine	73	0	102	0
Gamma Spec Solid RAD A-013 (pCi/Sample)	2	0	2	0
Alpha Spec Am241 (pCi/Sample)	0	0	2	0
Alpha Spec Uranium	0	0	2	0
Gross Alpha/Beta	7	0	6	0
Alpha Spec Plutonium	0	0	2	0
Gas Flow Strontium 90	4	0	2	0
AIR CHARCOAL				
Gamma Iodine-129	23	0	8	0
Carbon-14	11	0	11	0
Carbon-14 (Ascarite/Soda Lime Filter per Liter)	29	0	28	0
Gamma Spec Charcoal	14	0	14	0
Gamma Iodine 129	14	0	14	0
DRINKING WATER				
Alpha Spec Uranium	1	0	1	0
Tritium	23	0	24	0
Iodine-131	1	0	0	0

LSC Iron-55	7	0	7	0
LSC Nickel 63	8	0	8	0
LSC Radon 222	17	0	20	0
Gamma Spec Liquid RAD A-013	3	0	3	0
Gamma Iodine-129	2	0	3	0
Gamma Iodine-131	16	0	14	0
Gas Flow Radium 228	41	0	37	0
Gas Flow Sr 2nd count	9	0	10	0
Gas Flow Strontium 90	9	0	8	0
Lucas Cell Radium 226	3	0	4	0
Lucas Cell Radium-226	46	0	46	0
Gamma Spec Drinking Water RAD A-013	37	0	48	0
Gas Flow Total Strontium	10	0	8	0
Gross Alpha Non Vol Beta	159	0	138	0
Tritium in Drinking Water by EPA 906.0	41	0	42	0
Gamma Spec Liquid RAD A-013 with Ba, La	20	0	60	0
Gamma Spec Liquid RAD A-013 with Iodine	2	0	6	0
Gas Flow Strontium 89 & 90	11	0	7	0
Alpha/Beta (Americium Calibration) Drinking Water	11	0	12	0
ECLS-R-GA NJ 48 Hr Rapid Gross Alpha	2	0	2	0
Total	21797		26844	

Note 1: The RPD must be 20 percent or less, if both samples are greater than 5 times the MDC. If both results are less than 5 times MDC, then the RPD must be equal to or less than 100%. If one result is above the MDC and the other is below the MDC, then the RPD can be calculated using the MDC for the result of the one below the MDC. The RPD must be 100% or less. In the situation where both results are above the MDC but one result is greater than 5 times the MDC and the other is less than 5 times the MDC, the RPD must be less than or equal to 20%. If both results are below MDC, then the limits on % RPD are not applicable.

TABLE 8
2021 CORRECTIVE ACTION REPORT SUMMARY

CORRECTIVE ACTION & PE FAILURE	DISPOSITION																				
<div>Summary of RAD-124 Drinking Water Study Unacceptable Ratings</div> <table><tr><th>Sample ID</th><th>Parm</th><th>Reported Value</th><th>Reference Value</th><th>Acceptance Range</th></tr><tr><td>Naturals</td><td>Radium - 226</td><td>8.42 pCi/L</td><td>15.5 pCi/L</td><td>11.5-17.8 pCi/L</td></tr><tr><td>Naturals</td><td>Radium- 228</td><td>19.5 pCi/L</td><td>12.9 pCi/L</td><td>8.54-15.8 pCi/L</td></tr><tr><td>Strontium 89/90</td><td>Strontium- 89</td><td>74.6 pCi/L</td><td>61.3 pCi/L</td><td>49.4-69.2 pCi/L</td></tr></table>	Sample ID	Parm	Reported Value	Reference Value	Acceptance Range	Naturals	Radium - 226	8.42 pCi/L	15.5 pCi/L	11.5-17.8 pCi/L	Naturals	Radium- 228	19.5 pCi/L	12.9 pCi/L	8.54-15.8 pCi/L	Strontium 89/90	Strontium- 89	74.6 pCi/L	61.3 pCi/L	49.4-69.2 pCi/L	<p>Upon receipt of the PT report, an investigation was initiated by the Quality Department and a Corrective Action (CARR) team assembled. The team consisted of representatives from the affected laboratories. The sample preparation and analytical processes were reviewed. This included review of reagents and standards used in the sample preparation steps, calibration records, process control samples, and interviews with the analysts.</p> <p>The investigation determined that the laboratory met all quality control criteria specified in each method. Additionally, all internal procedures and policies were performed as required. These failures were tracked through GEL's internal non-conformance system.</p> <p>Root Cause(s):</p> <p><u>Radium-226:</u> The laboratory reviewed the data of the original analysis and no anomalies were noted. A review of the sample preparation processes, and data set did not reveal any gross errors or possible contributors to the low bias. It is possible that an unknown systematic error must have occurred during the precipitation steps of the procedure resulting in the low bias.</p> <p><u>Radium-228:</u> The Batch data was reviewed and low gravimetric yields were identified. Ra-228 drinking water method includes two gravimetric yields and both yields were lower than normal for this method. It is apparent that the low yields, which are multiplied together to determine the final yield for the analysis, biased the result high. Original reported data was calculated with "typical" method yields obtaining result of 11.9 pCi/L (92% of known value). The low yields were not sample specific with MB and LCS yields being similar to the samples in the batch; therefore, an unknown systematic error must have occurred during the precipitation steps of the procedure that resulted in low yields.</p> <p><u>Strontium-89:</u> The result for Strontium-89 was 122% of the known value with the acceptance range limit of 114%. The Group Leader has reviewed the method to identify the bias. The method LCS trend was reviewed for the method and no anomalies were identified. The calibration used for the analysis was compared to the new calibration performed recently and the original reported</p>
Sample ID	Parm	Reported Value	Reference Value	Acceptance Range																	
Naturals	Radium - 226	8.42 pCi/L	15.5 pCi/L	11.5-17.8 pCi/L																	
Naturals	Radium- 228	19.5 pCi/L	12.9 pCi/L	8.54-15.8 pCi/L																	
Strontium 89/90	Strontium- 89	74.6 pCi/L	61.3 pCi/L	49.4-69.2 pCi/L																	

					<p>data was processed with both calibrations for comparison. Data was comparable. Instrument run logs were reviewed and there was no indication of possible bias from run log. Sr89/90 drinking water method includes two gravimetric yields. Both gravimetric batch yields were reviewed and it was noted that the Yttrium yields appeared to be slightly higher than expected for this method. It is possible that the Yttrium yields were biased high due to analyst error during the drying process. The original reported data was processed with typically recovered Yttrium method yields and the Sr-89 value (65.8 pCi/L) was within the acceptance range at 108%.</p> <p>•</p>
Summary of RAD-125 Drinking Water Study Unacceptable Ratings					<p>Upon receipt of the PT report, an investigation was initiated by the Quality Department and a Corrective Action (CARR) team assembled. The team consisted of representatives from the affected laboratories. The sample preparation and analytical processes were reviewed. This included review of reagents and standards used in the sample preparation steps, calibration records, process control samples, and interviews with the analysts.</p> <p>The investigation determined that the laboratory met all quality control criteria specified in each method. Additionally, all internal procedures and policies were performed as required. These failures were tracked through GEL's internal non-conformance system</p>
Sample ID	Parm	Reported Value	Reference Value	Acceptance	
Naturals	Radium-226	14.2 pCi/L	19.3 pCi/L	1	
Summary of MRAD-34 Study Unacceptable Ratings					<p>Upon receipt of the PT report, an investigation was initiated by the Quality Department and a Corrective Action (CARR) team assembled. The team consisted of representatives from the affected laboratories. The sample preparation and analytical processes were reviewed. This included review of reagents and standards used in the sample preparation steps, calibration records, process control samples, and interviews with the analysts.</p> <p>The investigation determined that the laboratory met all quality control criteria specified in each method. Additionally, all</p>
Sample ID	Parm	Reported Value	Reference Value		
Air Filter Gross Alpha/Beta	Gross Alpha	391 pCi/F	96.1 pCi/F		
Water Gross Alpha/Beta	Gross Alpha	87.8 pCi/L	62.2 pCi.L		
Water Radionuclides	Iron-55	494 pCi/L	275 pCi/L		
					<p>The investigation determined that the laboratory met all quality control criteria specified in each method. Additionally, all</p>

					internal procedures and policies were performed as required. These failures were tracked through GEL's internal non-conformance system															
					<p>Root Cause(s):</p> <p>The results for this analysis were reviewed and it was noted that the result for the in-batch duplicate would have been acceptable recovering at 96% of the known value and met replication criteria. The laboratory investigated the transfer rig that was used to prep the unacceptable sample and noted loose fittings and cracked tubing. These may have contributed to the low bias in the sample preparation. The transfer rig was rebuilt and the other rigs inspected for possible wear issues that may need to be rebuilt or replaced.</p> <p><u>The laboratory successfully completed study RAD-126 for Ra-226 by 903.1</u></p>															
Summary of MAPEP 44 Study Unacceptable Ratings																				
<table><tr><th>Sample ID</th><th>Parm</th><th>Reported Value</th><th>Reference Value</th><th>Acceptance Range</th></tr><tr><td>MAPEP-21-MaS44</td><td>Antimony</td><td>27.3 mg/kg</td><td>78 mg/kg</td><td>55-101 mg/kg</td></tr><tr><td>MAPEP-21-RdV44</td><td>Cesium-134 Strontium-90</td><td>2.51 Bq/samp. 0.444 Bq/samp.</td><td>3.6 Bq/samp. 0.673 Bq/samp.</td><td>2.52-4.68 Bq/samp. 0.471-0.875 Bq/samp.</td></tr></table>						Sample ID	Parm	Reported Value	Reference Value	Acceptance Range	MAPEP-21-MaS44	Antimony	27.3 mg/kg	78 mg/kg	55-101 mg/kg	MAPEP-21-RdV44	Cesium-134 Strontium-90	2.51 Bq/samp. 0.444 Bq/samp.	3.6 Bq/samp. 0.673 Bq/samp.	2.52-4.68 Bq/samp. 0.471-0.875 Bq/samp.
Sample ID	Parm	Reported Value	Reference Value	Acceptance Range																
MAPEP-21-MaS44	Antimony	27.3 mg/kg	78 mg/kg	55-101 mg/kg																
MAPEP-21-RdV44	Cesium-134 Strontium-90	2.51 Bq/samp. 0.444 Bq/samp.	3.6 Bq/samp. 0.673 Bq/samp.	2.52-4.68 Bq/samp. 0.471-0.875 Bq/samp.																
					<p>Upon receipt of the PT report, an investigation was initiated by the Quality Department and a Corrective Action (CARR) team assembled. The team consisted of representatives from the affected laboratories. The sample preparation and analytical processes were reviewed. This included review of reagents and standards used in the sample preparation steps, calibration records, process control samples, and interviews with the analysts.</p> <p>The investigation determined that the laboratory met all quality control criteria specified in each method. Additionally, all internal procedures and policies were performed as required. These failures were tracked through GEL's internal non-conformance system</p>															
					<p>Root Cause(s):</p> <p>MAPEP-21-MaS44: The sample was prepared using standard hot-acid leach per section 7.5 of SW-846 3050B. More rigorous digestions were used in an attempt to increase solubility without success. It is suspected that the low bias in the result is due to an unidentified matrix interferant.</p>															

					<p>MAPEP-21-RdV44: The data has been reviewed for these analyses and no errors were noted. The Cesium-134 and Strontium-90 failed with a low bias compared to the known. It was noted that several other reported isotopes had a low bias but were within the acceptance ranges for their parameters. It is suspected that the sample preparation had an unidentified error during the digestion process.</p>																	
<p>Summary of RAD-126 Study Unacceptable Ratings</p>					<p>Upon receipt of the PT report, an investigation was initiated by the Quality Department and a Corrective Action (CARR) team assembled. The team consisted of representatives from the affected laboratories. The sample preparation and analytical processes were reviewed. This included review of reagents and standards used in the sample preparation steps, calibration records, process control samples, and interviews with the analysts.</p> <p>The investigation determined that the laboratory met all quality control criteria specified in each method. Additionally, all internal procedures and policies were performed as required. These failures were tracked through GEL's internal non-conformance system</p>																	
<table><tr><th>Sample ID</th><th>Parm</th><th>Reported Value</th><th>Reference Value</th><th>Acceptance Range</th></tr><tr><td>Rad Strontium</td><td>Sr-90</td><td>46.2 pCi/L</td><td>40.1 pCi/L</td><td>29.5-46.1 pCi/L</td></tr></table>	Sample ID	Parm	Reported Value	Reference Value		Acceptance Range	Rad Strontium	Sr-90	46.2 pCi/L	40.1 pCi/L	29.5-46.1 pCi/L											
Sample ID	Parm	Reported Value	Reference Value	Acceptance Range																		
Rad Strontium	Sr-90	46.2 pCi/L	40.1 pCi/L	29.5-46.1 pCi/L																		
					<p>Root Cause(s):</p> <p>Strontium-90-A review of the sample preparation processes and data set did not reveal any gross errors or possible contributors to the high bias. The reported value is 115% of the reference value which is within the laboratory's standard acceptance criteria of +/- 25% for Laboratory Control Samples. In addition, the sample was prepared/reported by analytical method 905.0. The result was within acceptance limits with an RPD of 11.7 when compared to the unacceptable value.</p>																	
<p>Summary of MAPEP 45 Study Unacceptable Ratings</p>					<p>Upon receipt of the PT report, an investigation was initiated by the Quality Department and a Corrective Action (CARR) team assembled. The team consisted of representatives from the affected laboratories. The sample preparation and analytical processes were reviewed. This included review of reagents and standards used in the sample preparation steps, calibration records, process control samples, and interviews with the analysts.</p> <p>The investigation determined that the laboratory met all quality control criteria specified in each method. Additionally, all internal procedures and policies were performed as required. These failures were tracked through GEL's internal non-conformance system</p>																	
<table><tr><th>Sample ID</th><th>Parm</th><th>Reported Value</th><th>Reference Value</th><th>Acceptance Range</th></tr><tr><td>MAPEP-21-GrF45</td><td>Gross Alpha</td><td>1.73 Bq/S</td><td>0.960 Bq/S</td><td>0.288-1.632 Bq/S</td></tr><tr><td>MAPEP-21-MaS45 (Radiological)</td><td>Uranium-234</td><td>79.6 Bq/kg</td><td>51.4 Bq/kg</td><td>36.0-66.8 Bq/kg</td></tr><tr><td>MAPEP-21-MaSF45</td><td>Np-237 Sr-90 (W)</td><td>0.00736 Bq/S 0.482 Bq/S</td><td>NA 0.6649 Bq/S</td><td>False positive test 0.4654-0.8644 Bq/S</td></tr></table>	Sample ID	Parm	Reported Value	Reference Value		Acceptance Range	MAPEP-21-GrF45	Gross Alpha	1.73 Bq/S	0.960 Bq/S	0.288-1.632 Bq/S	MAPEP-21-MaS45 (Radiological)	Uranium-234	79.6 Bq/kg	51.4 Bq/kg	36.0-66.8 Bq/kg	MAPEP-21-MaSF45	Np-237 Sr-90 (W)	0.00736 Bq/S 0.482 Bq/S	NA 0.6649 Bq/S	False positive test 0.4654-0.8644 Bq/S	
Sample ID	Parm	Reported Value	Reference Value	Acceptance Range																		
MAPEP-21-GrF45	Gross Alpha	1.73 Bq/S	0.960 Bq/S	0.288-1.632 Bq/S																		
MAPEP-21-MaS45 (Radiological)	Uranium-234	79.6 Bq/kg	51.4 Bq/kg	36.0-66.8 Bq/kg																		
MAPEP-21-MaSF45	Np-237 Sr-90 (W)	0.00736 Bq/S 0.482 Bq/S	NA 0.6649 Bq/S	False positive test 0.4654-0.8644 Bq/S																		

MAPEP-21-MaW45 (Radiological)	Ra-226	0.310 Bq/L	0.226 Bq/L	0.158-0.294 Bq/L	
MAPEP-21-RdF45	Sr-90 (W)	0.195 Bq/S	0.273 Bq/S	0.191-0.355 Bq/S	
					<p>Root Cause:</p> <p>MAPEP-21-GrF45: Gross Alpha: The data for this analysis has been reviewed and no errors were noted. It was found that the result from the original count for the sample preparation was within the acceptance limits of the study. The sample initially did not meet replication criteria for the in-batch duplicate and was recounted. The duplicate sample was not recounted during the process.</p> <p>MAPEP-21-MaS45 (radiological) U-234: The laboratory preparation and counting procedures were evaluated for potential contributors to the high bias of these results. None were noted and the batches met QC criteria for recovery and duplication.</p> <p>MAPEP-21-MaSF45: Upon review, it is suspected that the bias in the Np result is due to an unidentified matrix interferant. The sample should have been returned to the lab for additional clean up steps. The Sr warning result recovered at 72.5% of the known value. The laboratory evaluated both the prep and instrument processes for possible causes for the low bias. A definitive cause was not determined.</p> <p>MAPEP-21-MaW45 (Radiological):Ra-226: The data has been reviewed and no errors were found. It was noted that the in-batch duplicate sample result was within acceptance limits for the study. The samples met RER replication criteria.</p> <p>MAPEP-21-RdF45: Sr: This warning result recovered at 71% of the known value. The laboratory evaluated both the prep and instrument processes for possible causes for the low bias. A definitive source was not determined. This Sr warning result was analyzed in a separate laboratory than the synthetic fecal sample which uses an entirely separate processes for analysis.</p>
Summary of MRAD-35 Study Unacceptable Ratings					<p>Upon receipt of the PT report, an investigation was initiated by the Quality Department and a Corrective Action (CARR) team assembled. The team consisted of representatives from the affected laboratories. The sample preparation and analytical processes were reviewed. This included review of reagents and standards used in the sample preparation steps, calibration records, process control samples, and interviews with the analysts.</p> <p>The investigation determined that the laboratory met all quality control criteria specified in each method. Additionally, all internal procedures and policies were performed as required. These failures were tracked through GEL's internal non-conformance system</p>
Sample ID	Parm	Reported Value	Reference Value	Acceptance Range	
Air Filter	Uranium-234	9.62 pCi/F	7.76 pCi/F	5.75-9.09 pCi/F	
Water	Uranium-234	49.6 pCi/L	40.8 pCi/L	31.1-46.7 pCi/L	
					<p>Root Cause(s):</p> <p>The laboratory reviewed the data and found no errors. It was noted that the sample was replicated</p>

	<p>in the analysis batch and met replication criteria. For the water analysis, the result of the duplicate sample was within the acceptance range of the study. All analysis data met the acceptance QC criteria and procedures for initial calibration, continuing calibration, instrument controls and process controls were met.</p> <p>.</p>
--	--

12 GEL Sample Results

The following section contains the sampling results as provided by GEL Laboratories, LLC.

<u>Matrix</u>	<u>Page</u>
Air Sample Results	128
Algae and Kelp Sample Results	158
Drinking Water Sample Results	161
Fish Sample Results.....	186
Groundwater Sample Results	195
Meat Sample Results	204
Milk Sample Results	206
Mussel Sample Results.....	209
Sea Water Sample Results	213
Sediment Sample Results.....	232
Vegetation Sample Results	239

Air Sample Results

OS2 North Gate

AC

Sample Name	Date Collected	Nuclide	Result	MDC	2 Sigma TPU	Units
OS2 North Gate(531169015) - AC	2-Jan-21	Iodine-131	-3.90E-04	8.11E-03	4.87E-03	pCi/m3
OS2 North Gate(531664019) - AC	9-Jan-21	Iodine-131	-7.02E-04	5.83E-03	3.74E-03	pCi/m3
OS2 North Gate(531711015) - AC	16-Jan-21	Iodine-131	-4.56E-03	4.43E-03	4.27E-03	pCi/m3
OS2 North Gate(532387015) - AC	23-Jan-21	Iodine-131	-1.61E-03	6.01E-03	3.89E-03	pCi/m3
OS2 North Gate(533988011) - AC	30-Jan-21	Iodine-131	7.81E-04	1.89E-02	1.18E-02	pCi/m3
OS2 North Gate(534289015) - AC	6-Feb-21	Iodine-131	4.66E-03	2.03E-02	1.09E-02	pCi/m3
OS2 North Gate(534516017) - AC	13-Feb-21	Iodine-131	-1.56E-03	8.27E-03	5.17E-03	pCi/m3
OS2 North Gate(535384015) - AC	20-Feb-21	Iodine-131	-2.77E-03	8.68E-03	5.72E-03	pCi/m3
OS2 North Gate(535390014) - AC	27-Feb-21	Iodine-131	5.79E-03	1.29E-02	7.04E-03	pCi/m3
OS2 North Gate(537221011) - AC	6-Mar-21	Iodine-131	6.01E-03	7.54E-03	6.01E-03	pCi/m3
OS2 North Gate(538236011) - AC	13-Mar-21	Iodine-131	3.24E-03	1.46E-02	8.07E-03	pCi/m3
OS2 North Gate(538482017) - AC	20-Mar-21	Iodine-131	-1.29E-03	8.79E-03	5.30E-03	pCi/m3
OS2 North Gate(538491008) - AC	27-Mar-21	Iodine-131	4.48E-03	1.04E-02	5.77E-03	pCi/m3
OS2 North Gate(539118019) - AC	3-Apr-21	Iodine-131	-4.29E-03	7.45E-03	5.46E-03	pCi/m3
OS2 North Gate(540194017) - AC	10-Apr-21	Iodine-131	1.35E-03	1.26E-02	7.12E-03	pCi/m3
OS2 North Gate(541232001) - AC	17-Apr-21	Iodine-131	2.99E-03	1.94E-02	1.08E-02	pCi/m3
OS2 North Gate(541392001) - AC	23-Apr-21	Iodine-131	2.11E-03	1.23E-02	6.90E-03	pCi/m3
OS2 North Gate(542714001) - AC	1-May-21	Iodine-131	6.65E-03	1.49E-02	7.85E-03	pCi/m3
OS2 North Gate(543541001) - AC	8-May-21	Iodine-131	-1.43E-03	1.04E-02	6.37E-03	pCi/m3
OS2 North Gate(544179001) - AC	15-May-21	Iodine-131	-1.56E-03	5.68E-03	3.75E-03	pCi/m3
OS2 North Gate(544763001) - AC	22-May-21	Iodine-131	2.71E-03	1.58E-02	9.39E-03	pCi/m3
OS2 North Gate(545393001) - AC	29-May-21	Iodine-131	-3.18E-03	1.24E-02	8.05E-03	pCi/m3
OS2 North Gate(546108001) - AC	5-Jun-21	Iodine-131	-2.03E-04	9.13E-03	5.34E-03	pCi/m3
OS2 North Gate(546499001) - AC	12-Jun-21	Iodine-131	-4.23E-03	8.10E-03	6.68E-03	pCi/m3
OS2 North Gate(547342001) - AC	19-Jun-21	Iodine-131	3.27E-03	1.31E-02	7.27E-03	pCi/m3
OS2 North Gate(547774001) - AC	26-Jun-21	Iodine-131	-5.31E-03	1.00E-02	7.24E-03	pCi/m3
OS2 North Gate(548921001) - AC	4-Jul-21	Iodine-131	-2.99E-03	7.70E-03	5.43E-03	pCi/m3
OS2 North Gate(548928001) - AC	11-Jul-21	Iodine-131	2.77E-03	9.48E-03	5.17E-03	pCi/m3
OS2 North Gate(549378001) - AC	18-Jul-21	Iodine-131	-1.58E-03	9.20E-03	5.86E-03	pCi/m3
OS2 North Gate(550005001) - AC	25-Jul-21	Iodine-131	-7.40E-04	5.82E-03	3.58E-03	pCi/m3
OS2 North Gate(550639001) - AC	1-Aug-21	Iodine-131	2.41E-03	1.07E-02	5.92E-03	pCi/m3

Air Sample Results

OS2 North Gate(552193001) - AC	7-Aug-21	Iodine-131	7.21E-03	1.45E-02	8.31E-03	pCi/m3
OS2 North Gate(552198001) - AC	14-Aug-21	Iodine-131	-3.89E-03	7.89E-03	5.72E-03	pCi/m3
OS2 North Gate(553263001) - AC	21-Aug-21	Iodine-131	-8.46E-03	1.03E-02	9.02E-03	pCi/m3
OS2 North Gate(553498001) - AC	28-Aug-21	Iodine-131	3.27E-03	8.63E-03	4.75E-03	pCi/m3
OS2 North Gate(555509001) - AC	4-Sep-21	Iodine-131	-5.41E-03	1.58E-02	1.04E-02	pCi/m3
OS2 North Gate(555390001) - AC	11-Sep-21	Iodine-131	1.23E-03	1.19E-02	6.69E-03	pCi/m3
OS2 North Gate(556242001) - AC	18-Sep-21	Iodine-131	3.86E-04	7.42E-03	4.37E-03	pCi/m3
OS2 North Gate(556927001) - AC	25-Sep-21	Iodine-131	-3.36E-03	6.01E-03	4.59E-03	pCi/m3
OS2 North Gate(557550001) - AC	2-Oct-21	Iodine-131	1.02E-03	1.25E-02	7.06E-03	pCi/m3
OS2 North Gate(558462001) - AC	9-Oct-21	Iodine-131	2.56E-03	1.47E-02	8.09E-03	pCi/m3
OS2 North Gate(559199001) - AC	16-Oct-21	Iodine-131	-1.70E-03	1.20E-02	7.40E-03	pCi/m3
OS2 North Gate(559947001) - AC	23-Oct-21	Iodine-131	3.33E-03	1.52E-02	1.22E-02	pCi/m3
OS2 North Gate(560662001) - AC	30-Oct-21	Iodine-131	-3.58E-03	1.15E-02	7.80E-03	pCi/m3
OS2 North Gate(561359001) - AC	6-Nov-21	Iodine-131	-6.12E-04	1.00E-02	5.92E-03	pCi/m3
OS2 North Gate(562118001) - AC	13-Nov-21	Iodine-131	-5.62E-04	8.57E-03	5.31E-03	pCi/m3
OS2 North Gate(562868001) - AC	20-Nov-21	Iodine-131	4.00E-03	1.01E-02	5.60E-03	pCi/m3
OS2 North Gate(563354001) - AC	28-Nov-21	Iodine-131	-1.43E-03	7.96E-03	4.96E-03	pCi/m3
OS2 North Gate(564002001) - AC	5-Dec-21	Iodine-131	-1.24E-04	8.39E-03	4.93E-03	pCi/m3
OS2 North Gate(564761001) - AC	11-Dec-21	Iodine-131	6.00E-04	6.65E-03	3.70E-03	pCi/m3
OS2 North Gate(565497001) - AC	18-Dec-21	Iodine-131	1.17E-04	9.29E-03	5.61E-03	pCi/m3
OS2 North Gate(565929001) - AC	25-Dec-21	Iodine-131	-2.10E-03	1.40E-02	8.62E-03	pCi/m3

OS2 North Gate

AC14

Sample Name	Date Collected	Nuclide	Result	MDC	2 Sigma TPU	Units
OS2 North Gate(531169019) - AC14	2-Jan-21	Carbon-14	-6.58E-08	1.11E-07	6.50E-08	uCi/m3
OS2 North Gate(531664021) - AC14	9-Jan-21	Carbon-14	3.05E-08	1.24E-07	7.44E-08	uCi/m3
OS2 North Gate(531711017) - AC14	16-Jan-21	Carbon-14	-6.38E-08	1.02E-07	5.96E-08	uCi/m3
OS2 North Gate(532387017) - AC14	23-Jan-21	Carbon-14	-8.46E-08	1.48E-07	8.68E-08	uCi/m3
OS2 North Gate(533988008) - AC14	30-Jan-21	Carbon-14	6.63E-08	1.27E-07	7.75E-08	uCi/m3
OS2 North Gate(534289017) - AC14	6-Feb-21	Carbon-14	-1.46E-09	1.03E-07	6.11E-08	uCi/m3
OS2 North Gate(534516019) - AC14	13-Feb-21	Carbon-14	4.12E-08	1.04E-07	6.27E-08	uCi/m3
OS2 North Gate(535384017) - AC14	20-Feb-21	Carbon-14	1.24E-08	1.08E-07	6.43E-08	uCi/m3
OS2 North Gate(535390016) - AC14	27-Feb-21	Carbon-14	-8.07E-09	1.04E-07	6.20E-08	uCi/m3

Air Sample Results

OS2 North Gate(537221008) - AC14	6-Mar-21	Carbon-14	5.22E-08	1.22E-07	7.37E-08	uCi/m3
OS2 North Gate(538236008) - AC14	13-Mar-21	Carbon-14	5.88E-08	9.65E-08	5.87E-08	uCi/m3
OS2 North Gate(538482019) - AC14	20-Mar-21	Carbon-14	-3.87E-09	9.78E-08	5.82E-08	uCi/m3
OS2 North Gate(538491010) - AC14	27-Mar-21	Carbon-14	8.85E-08	1.02E-07	6.25E-08	uCi/m3
OS2 North Gate(539118021) - AC14	3-Apr-21	Carbon-14	-4.68E-08	1.23E-07	7.22E-08	uCi/m3
OS2 North Gate(540194019) - AC14	10-Apr-21	Carbon-14	6.31E-08	9.08E-08	5.53E-08	uCi/m3
OS2 North Gate(541232003) - AC14	17-Apr-21	Carbon-14	6.14E-08	1.17E-07	7.11E-08	uCi/m3
OS2 North Gate(541392003) - AC14	23-Apr-21	Carbon-14	1.57E-08	1.01E-07	6.05E-08	uCi/m3
OS2 North Gate(542714003) - AC14	1-May-21	Carbon-14	-6.52E-09	9.00E-08	5.35E-08	uCi/m3
OS2 North Gate(543541003) - AC14	8-May-21	Carbon-14	7.82E-08	1.40E-07	8.44E-08	uCi/m3
OS2 North Gate(544179003) - AC14	15-May-21	Carbon-14	5.34E-09	1.07E-07	6.37E-08	uCi/m3
OS2 North Gate(544763003) - AC14	22-May-21	Carbon-14	-1.80E-08	1.25E-07	7.41E-08	uCi/m3
OS2 North Gate(545393003) - AC14	29-May-21	Carbon-14	6.43E-09	1.24E-07	7.37E-08	uCi/m3
OS2 North Gate(546108003) - AC14	5-Jun-21	Carbon-14	5.33E-08	1.48E-07	8.91E-08	uCi/m3
OS2 North Gate(546499003) - AC14	12-Jun-21	Carbon-14	3.50E-08	1.06E-07	6.35E-08	uCi/m3
OS2 North Gate(547342003) - AC14	19-Jun-21	Carbon-14	9.80E-08	1.22E-07	7.42E-08	uCi/m3
OS2 North Gate(547774003) - AC14	26-Jun-21	Carbon-14	3.40E-08	1.20E-07	7.18E-08	uCi/m3
OS2 North Gate(548921003) - AC14	4-Jul-21	Carbon-14	-2.51E-08	1.13E-07	6.69E-08	uCi/m3
OS2 North Gate(548928003) - AC14	11-Jul-21	Carbon-14	1.28E-08	1.15E-07	6.89E-08	uCi/m3
OS2 North Gate(549378003) - AC14	18-Jul-21	Carbon-14	4.56E-08	1.09E-07	6.55E-08	uCi/m3
OS2 North Gate(550005003) - AC14	25-Jul-21	Carbon-14	-6.28E-09	1.12E-07	6.69E-08	uCi/m3
OS2 North Gate(550639003) - AC14	1-Aug-21	Carbon-14	1.76E-08	1.40E-07	8.40E-08	uCi/m3
OS2 North Gate(552193003) - AC14	7-Aug-21	Carbon-14	9.02E-08	1.11E-07	6.75E-08	uCi/m3
OS2 North Gate(552198003) - AC14	14-Aug-21	Carbon-14	1.37E-09	1.23E-07	7.33E-08	uCi/m3
OS2 North Gate(553263003) - AC14	21-Aug-21	Carbon-14	9.38E-08	1.32E-07	8.01E-08	uCi/m3
OS2 North Gate(553498003) - AC14	28-Aug-21	Carbon-14	-4.04E-08	2.83E-07	1.67E-07	uCi/m3
OS2 North Gate(555509003) - AC14	4-Sep-21	Carbon-14	-9.48E-09	3.12E-07	1.86E-07	uCi/m3
OS2 North Gate(555390003) - AC14	11-Sep-21	Carbon-14	-1.69E-07	4.27E-07	2.49E-07	uCi/m3
OS2 North Gate(556242003) - AC14	18-Sep-21	Carbon-14	-6.94E-08	2.40E-07	1.41E-07	uCi/m3
OS2 North Gate(556927003) - AC14	25-Sep-21	Carbon-14	1.41E-08	2.54E-07	1.52E-07	uCi/m3
OS2 North Gate(557550003) - AC14	2-Oct-21	Carbon-14	1.79E-07	3.00E-07	1.85E-07	uCi/m3
OS2 North Gate(558462003) - AC14	9-Oct-21	Carbon-14	2.12E-08	1.94E-07	1.16E-07	uCi/m3
OS2 North Gate(559199003) - AC14	16-Oct-21	Carbon-14	1.67E-07	2.34E-07	1.45E-07	uCi/m3
OS2 North Gate(559947003) - AC14	23-Oct-21	Carbon-14	-1.38E-08	2.62E-07	1.56E-07	uCi/m3

Air Sample Results

OS2 North Gate(560662003) - AC14	30-Oct-21	Carbon-14	6.07E-08	2.49E-07	1.51E-07	uCi/m3
OS2 North Gate(561359003) - AC14	6-Nov-21	Carbon-14	9.21E-08	2.75E-07	1.67E-07	uCi/m3
OS2 North Gate(562118003) - AC14	13-Nov-21	Carbon-14	1.02E-07	2.45E-07	1.49E-07	uCi/m3
OS2 North Gate(562868003) - AC14	20-Nov-21	Carbon-14	-3.13E-08	3.50E-07	2.07E-07	uCi/m3
OS2 North Gate(563354003) - AC14	28-Nov-21	Carbon-14	-1.57E-07	3.50E-07	2.03E-07	uCi/m3
OS2 North Gate(564002003) - AC14	5-Dec-21	Carbon-14	1.39E-07	2.37E-07	1.46E-07	uCi/m3
OS2 North Gate(564761003) - AC14	11-Dec-21	Carbon-14	-4.17E-08	2.26E-07	1.33E-07	uCi/m3
OS2 North Gate(565497003) - AC14	18-Dec-21	Carbon-14	-1.41E-08	2.39E-07	1.42E-07	uCi/m3
OS2 North Gate(565929003) - AC14	25-Dec-21	Carbon-14	-5.40E-08	2.33E-07	1.37E-07	uCi/m3

OS2 North Gate

AP

Sample Name	Date Collected	Nuclide	Result	MDC	2 Sigma TPU	Units
OS2 North Gate(531169016) - AP	2-Jan-21	BETA	1.88E-02	2.14E-03	1.11E-02	pCi/m3
OS2 North Gate(531664020) - AP	9-Jan-21	BETA	2.58E-02	2.29E-03	1.17E-02	pCi/m3
OS2 North Gate(531711016) - AP	16-Jan-21	BETA	3.90E-02	2.20E-03	1.23E-02	pCi/m3
OS2 North Gate(532387016) - AP	23-Jan-21	BETA	1.64E-02	2.56E-03	1.37E-02	pCi/m3
OS2 North Gate(533988001) - AP	30-Jan-21	BETA	1.07E-02	2.05E-03	9.91E-03	pCi/m3
OS2 North Gate(534289016) - AP	6-Feb-21	BETA	1.91E-02	2.40E-03	1.12E-02	pCi/m3
OS2 North Gate(534516018) - AP	13-Feb-21	BETA	9.65E-03	2.49E-03	1.10E-02	pCi/m3
OS2 North Gate(540519002) - AP	13-Feb-21	Cesium-134	-1.14E-04	3.60E-04	2.32E-04	pCi/m3
OS2 North Gate(540519002) - AP	13-Feb-21	Cesium-137	3.58E-05	3.68E-04	2.21E-04	pCi/m3
OS2 North Gate(535384016) - AP	20-Feb-21	BETA	1.59E-02	2.04E-03	1.09E-02	pCi/m3
OS2 North Gate(535390015) - AP	27-Feb-21	BETA	1.94E-02	2.17E-03	1.10E-02	pCi/m3
OS2 North Gate(537221001) - AP	6-Mar-21	BETA	2.44E-02	2.60E-03	1.27E-02	pCi/m3
OS2 North Gate(538236001) - AP	13-Mar-21	BETA	9.71E-03	2.06E-03	1.01E-02	pCi/m3
OS2 North Gate(538482018) - AP	20-Mar-21	BETA	1.01E-02	2.29E-03	1.15E-02	pCi/m3
OS2 North Gate(538491009) - AP	27-Mar-21	BETA	1.32E-02	2.16E-03	1.15E-02	pCi/m3
OS2 North Gate(539118020) - AP	3-Apr-21	BETA	3.06E-02	2.53E-03	1.19E-02	pCi/m3
OS2 North Gate(540194018) - AP	10-Apr-21	BETA	1.41E-02	2.02E-03	9.25E-03	pCi/m3
OS2 North Gate(541232002) - AP	17-Apr-21	BETA	2.21E-02	2.97E-03	1.45E-02	pCi/m3
OS2 North Gate(541392002) - AP	23-Apr-21	BETA	1.11E-02	2.43E-03	1.06E-02	pCi/m3
OS2 North Gate(542714002) - AP	1-May-21	BETA	7.94E-03	2.00E-03	8.47E-03	pCi/m3
OS2 North Gate(543541002) - AP	8-May-21	BETA	7.37E-03	3.11E-03	1.39E-02	pCi/m3

Air Sample Results

OS2 North Gate(544179002) - AP	15-May-21	BETA	9.93E-03	1.98E-03	8.50E-03	pCi/m3
OS2 North Gate(550067001) - AP	15-May-21	Cesium-134	2.58E-05	4.98E-04	2.83E-04	pCi/m3
OS2 North Gate(550067001) - AP	15-May-21	Cesium-137	1.47E-04	4.76E-04	2.65E-04	pCi/m3
OS2 North Gate(544763002) - AP	22-May-21	BETA	7.21E-03	2.14E-03	1.09E-02	pCi/m3
OS2 North Gate(545393002) - AP	29-May-21	BETA	7.15E-03	2.56E-03	1.17E-02	pCi/m3
OS2 North Gate(546108002) - AP	5-Jun-21	BETA	3.00E-03	2.64E-03	1.25E-02	pCi/m3
OS2 North Gate(546499002) - AP	12-Jun-21	BETA	4.33E-03	1.87E-03	8.45E-03	pCi/m3
OS2 North Gate(547342002) - AP	19-Jun-21	BETA	6.68E-03	2.25E-03	1.04E-02	pCi/m3
OS2 North Gate(547774002) - AP	26-Jun-21	BETA	5.86E-03	2.22E-03	1.04E-02	pCi/m3
OS2 North Gate(548921002) - AP	4-Jul-21	BETA	4.46E-03	2.25E-03	9.95E-03	pCi/m3
OS2 North Gate(548928002) - AP	11-Jul-21	BETA	9.10E-03	2.14E-03	1.04E-02	pCi/m3
OS2 North Gate(549378002) - AP	18-Jul-21	BETA	7.07E-03	2.22E-03	1.09E-02	pCi/m3
OS2 North Gate(550005002) - AP	25-Jul-21	BETA	9.48E-03	2.48E-03	1.13E-02	pCi/m3
OS2 North Gate(550639002) - AP	1-Aug-21	BETA	1.68E-02	2.05E-03	1.23E-02	pCi/m3
OS2 North Gate(552193002) - AP	7-Aug-21	BETA	5.36E-03	2.08E-03	1.19E-02	pCi/m3
OS2 North Gate(552198002) - AP	14-Aug-21	BETA	1.41E-02	2.10E-03	1.17E-02	pCi/m3
OS2 North Gate(559874001) - AP	15-Aug-21	Cesium-134	3.84E-04	4.88E-04	4.77E-04	pCi/m3
OS2 North Gate(559874001) - AP	15-Aug-21	Cesium-137	-1.78E-05	4.11E-04	2.42E-04	pCi/m3
OS2 North Gate(553263002) - AP	21-Aug-21	BETA	1.59E-02	2.11E-03	1.18E-02	pCi/m3
OS2 North Gate(553498002) - AP	28-Aug-21	BETA	1.84E-02	2.07E-03	1.19E-02	pCi/m3
OS2 North Gate(555509002) - AP	4-Sep-21	BETA	2.18E-02	2.12E-03	1.24E-02	pCi/m3
OS2 North Gate(555390002) - AP	11-Sep-21	BETA	9.30E-03	2.48E-03	1.41E-02	pCi/m3
OS2 North Gate(556242002) - AP	18-Sep-21	BETA	1.91E-02	2.10E-03	1.10E-02	pCi/m3
OS2 North Gate(556927002) - AP	25-Sep-21	BETA	2.84E-02	1.99E-03	1.24E-02	pCi/m3
OS2 North Gate(557550002) - AP	2-Oct-21	BETA	1.92E-02	2.84E-03	1.48E-02	pCi/m3
OS2 North Gate(558462002) - AP	9-Oct-21	BETA	1.74E-02	1.85E-03	1.10E-02	pCi/m3
OS2 North Gate(559199002) - AP	16-Oct-21	BETA	3.26E-02	2.06E-03	1.13E-02	pCi/m3
OS2 North Gate(559947002) - AP	23-Oct-21	BETA	1.06E-02	1.96E-03	1.10E-02	pCi/m3
OS2 North Gate(560662002) - AP	30-Oct-21	BETA	1.52E-02	2.06E-03	1.08E-02	pCi/m3
OS2 North Gate(561359002) - AP	6-Nov-21	BETA	1.84E-02	2.09E-03	1.18E-02	pCi/m3
OS2 North Gate(562118002) - AP	13-Nov-21	BETA	3.88E-02	1.97E-03	1.15E-02	pCi/m3
OS2 North Gate(567610001) - AP	13-Nov-21	Cesium-134	1.07E-04	3.56E-04	2.16E-04	pCi/m3
OS2 North Gate(567610001) - AP	13-Nov-21	Cesium-137	1.98E-04	3.55E-04	2.00E-04	pCi/m3
OS2 North Gate(562868002) - AP	20-Nov-21	BETA	5.06E-02	2.09E-03	1.17E-02	pCi/m3

Air Sample Results

OS2 North Gate(563354002) - AP	28-Nov-21	BETA	7.03E-02	2.46E-03	1.25E-02	pCi/m3
OS2 North Gate(564002002) - AP	5-Dec-21	BETA	9.14E-02	1.95E-03	1.28E-02	pCi/m3
OS2 North Gate(564761002) - AP	11-Dec-21	BETA	2.40E-02	2.14E-03	1.11E-02	pCi/m3
OS2 North Gate(565497002) - AP	18-Dec-21	BETA	2.75E-02	2.18E-03	1.22E-02	pCi/m3
OS2 North Gate(565929002) - AP	25-Dec-21	BETA	9.05E-03	2.03E-03	1.16E-02	pCi/m3

1S1 Wastewater Pond

AC

Sample Name	Date Collected	Nuclide	Result	MDC	2 Sigma TPU	Units
1S1 Wastewater Pond(531169013) - AC	2-Jan-21	Iodine-131	7.09E-04	9.29E-03	5.33E-03	pCi/m3
1S1 Wastewater Pond(531664017) - AC	9-Jan-21	Iodine-131	-1.67E-03	7.66E-03	4.71E-03	pCi/m3
1S1 Wastewater Pond(531711013) - AC	16-Jan-21	Iodine-131	-1.97E-03	6.11E-03	4.04E-03	pCi/m3
1S1 Wastewater Pond(532387013) - AC	23-Jan-21	Iodine-131	-8.64E-05	7.53E-03	4.36E-03	pCi/m3
1S1 Wastewater Pond(533988012) - AC	30-Jan-21	Iodine-131	3.29E-03	1.10E-02	6.36E-03	pCi/m3
1S1 Wastewater Pond(534289013) - AC	6-Feb-21	Iodine-131	7.05E-03	1.28E-02	7.18E-03	pCi/m3
1S1 Wastewater Pond(534516015) - AC	13-Feb-21	Iodine-131	1.41E-03	8.59E-03	4.97E-03	pCi/m3
1S1 Wastewater Pond(535384013) - AC	20-Feb-21	Iodine-131	-4.23E-03	6.79E-03	5.28E-03	pCi/m3
1S1 Wastewater Pond(535390011) - AC	27-Feb-21	Iodine-131	2.97E-04	1.26E-02	7.88E-03	pCi/m3
1S1 Wastewater Pond(537221012) - AC	6-Mar-21	Iodine-131	2.00E-03	1.22E-02	7.27E-03	pCi/m3
1S1 Wastewater Pond(538236012) - AC	13-Mar-21	Iodine-131	1.88E-03	1.13E-02	6.10E-03	pCi/m3
1S1 Wastewater Pond(538482015) - AC	20-Mar-21	Iodine-131	-1.57E-03	7.55E-03	4.98E-03	pCi/m3
1S1 Wastewater Pond(538491006) - AC	27-Mar-21	Iodine-131	2.25E-03	1.01E-02	5.86E-03	pCi/m3
1S1 Wastewater Pond(539118017) - AC	3-Apr-21	Iodine-131	1.92E-03	9.39E-03	5.32E-03	pCi/m3
1S1 Wastewater Pond(540194015) - AC	10-Apr-21	Iodine-131	-5.30E-03	1.21E-02	7.98E-03	pCi/m3
1S1 Wastewater Pond(541232004) - AC	17-Apr-21	Iodine-131	-3.05E-03	1.60E-02	9.95E-03	pCi/m3
1S1 Wastewater Pond(541392004) - AC	23-Apr-21	Iodine-131	3.80E-05	1.12E-02	7.61E-03	pCi/m3
1S1 Wastewater Pond(542714004) - AC	1-May-21	Iodine-131	-5.20E-04	1.36E-02	8.04E-03	pCi/m3
1S1 Wastewater Pond(543541004) - AC	8-May-21	Iodine-131	7.33E-03	2.36E-02	1.28E-02	pCi/m3
1S1 Wastewater Pond(544179004) - AC	15-May-21	Iodine-131	-2.94E-04	9.58E-03	5.80E-03	pCi/m3
1S1 Wastewater Pond(544763004) - AC	22-May-21	Iodine-131	3.93E-03	1.70E-02	9.32E-03	pCi/m3
1S1 Wastewater Pond(545393004) - AC	29-May-21	Iodine-131	-7.11E-03	1.68E-02	1.10E-02	pCi/m3
1S1 Wastewater Pond(546108004) - AC	5-Jun-21	Iodine-131	-3.29E-04	1.36E-02	8.15E-03	pCi/m3
1S1 Wastewater Pond(546499004) - AC	12-Jun-21	Iodine-131	7.75E-04	5.46E-03	3.69E-03	pCi/m3
1S1 Wastewater Pond(547342004) - AC	19-Jun-21	Iodine-131	-2.67E-03	7.79E-03	5.33E-03	pCi/m3

Air Sample Results

1S1 Wastewater Pond(547774004) - AC	26-Jun-21	Iodine-131	1.38E-03	8.54E-03	5.44E-03	pCi/m3
1S1 Wastewater Pond(548921004) - AC	4-Jul-21	Iodine-131	1.05E-03	7.77E-03	4.64E-03	pCi/m3
1S1 Wastewater Pond(548928004) - AC	11-Jul-21	Iodine-131	2.38E-03	1.04E-02	5.89E-03	pCi/m3
1S1 Wastewater Pond(549378004) - AC	18-Jul-21	Iodine-131	8.89E-04	7.00E-03	4.49E-03	pCi/m3
1S1 Wastewater Pond(550005004) - AC	25-Jul-21	Iodine-131	-8.52E-04	7.20E-03	4.45E-03	pCi/m3
1S1 Wastewater Pond(550639004) - AC	1-Aug-21	Iodine-131	-1.71E-04	1.22E-02	7.33E-03	pCi/m3
1S1 Wastewater Pond(552193004) - AC	7-Aug-21	Iodine-131	-1.13E-03	9.19E-03	5.59E-03	pCi/m3
1S1 Wastewater Pond(552198004) - AC	14-Aug-21	Iodine-131	-1.04E-03	7.12E-03	4.38E-03	pCi/m3
1S1 Wastewater Pond(553263004) - AC	21-Aug-21	Iodine-131	-2.50E-03	8.28E-03	5.52E-03	pCi/m3
1S1 Wastewater Pond(553498004) - AC	28-Aug-21	Iodine-131	2.84E-03	7.78E-03	4.65E-03	pCi/m3
1S1 Wastewater Pond(555509004) - AC	4-Sep-21	Iodine-131	-8.20E-03	1.54E-02	1.16E-02	pCi/m3
1S1 Wastewater Pond(555390004) - AC	11-Sep-21	Iodine-131	1.72E-03	9.65E-03	5.45E-03	pCi/m3
1S1 Wastewater Pond(556242004) - AC	18-Sep-21	Iodine-131	6.31E-03	6.89E-03	8.72E-03	pCi/m3
1S1 Wastewater Pond(556927004) - AC	25-Sep-21	Iodine-131	1.98E-05	8.14E-03	4.98E-03	pCi/m3
1S1 Wastewater Pond(557550004) - AC	2-Oct-21	Iodine-131	4.91E-03	1.78E-02	1.04E-02	pCi/m3
1S1 Wastewater Pond(558462004) - AC	9-Oct-21	Iodine-131	-1.91E-03	7.02E-03	4.70E-03	pCi/m3
1S1 Wastewater Pond(559199004) - AC	16-Oct-21	Iodine-131	-4.02E-03	7.33E-03	5.45E-03	pCi/m3
1S1 Wastewater Pond(559947004) - AC	23-Oct-21	Iodine-131	-1.21E-03	1.41E-02	8.31E-03	pCi/m3
1S1 Wastewater Pond(560662004) - AC	30-Oct-21	Iodine-131	-2.48E-04	9.14E-03	5.26E-03	pCi/m3
1S1 Wastewater Pond(561359004) - AC	6-Nov-21	Iodine-131	-3.02E-04	1.42E-02	8.25E-03	pCi/m3
1S1 Wastewater Pond(562118004) - AC	13-Nov-21	Iodine-131	4.09E-03	1.05E-02	6.00E-03	pCi/m3
1S1 Wastewater Pond(562868004) - AC	20-Nov-21	Iodine-131	2.28E-03	9.57E-03	5.46E-03	pCi/m3
1S1 Wastewater Pond(563354004) - AC	27-Nov-21	Iodine-131	2.87E-03	8.24E-03	4.46E-03	pCi/m3
1S1 Wastewater Pond(564002004) - AC	4-Dec-21	Iodine-131	-3.14E-04	8.14E-03	4.78E-03	pCi/m3
1S1 Wastewater Pond(564761004) - AC	11-Dec-21	Iodine-131	-2.40E-03	7.85E-03	5.00E-03	pCi/m3
1S1 Wastewater Pond(565497004) - AC	18-Dec-21	Iodine-131	-3.02E-03	7.68E-03	5.23E-03	pCi/m3
1S1 Wastewater Pond(565929004) - AC	25-Dec-21	Iodine-131	-3.13E-04	1.13E-02	6.67E-03	pCi/m3

1S1 Wastewater Pond

AP

Sample Name	Date Collected	Nuclide	Result	MDC	2 Sigma TPU	Units
1S1 Wastewater Pond(531169014) - AP	2-Jan-21	BETA	1.77E-02	1.98E-03	1.02E-02	pCi/m3
1S1 Wastewater Pond(531664018) - AP	9-Jan-21	BETA	2.46E-02	2.29E-03	1.16E-02	pCi/m3
1S1 Wastewater Pond(531711014) - AP	16-Jan-21	BETA	3.44E-02	2.18E-03	1.20E-02	pCi/m3

Air Sample Results

1S1 Wastewater Pond(532387014) - AP	23-Jan-21	BETA	1.55E-02	2.34E-03	1.35E-02	pCi/m3
1S1 Wastewater Pond(533988002) - AP	30-Jan-21	BETA	9.75E-03	1.91E-03	9.40E-03	pCi/m3
1S1 Wastewater Pond(534289014) - AP	6-Feb-21	BETA	2.55E-02	2.44E-03	1.11E-02	pCi/m3
1S1 Wastewater Pond(534516016) - AP	13-Feb-21	BETA	8.89E-03	2.30E-03	1.07E-02	pCi/m3
1S1 Wastewater Pond(540519003) - AP	13-Feb-21	Cesium-134	3.47E-05	5.25E-04	3.24E-04	pCi/m3
1S1 Wastewater Pond(540519003) - AP	13-Feb-21	Cesium-137	2.21E-04	4.68E-04	2.53E-04	pCi/m3
1S1 Wastewater Pond(535384014) - AP	20-Feb-21	BETA	1.32E-02	2.24E-03	1.10E-02	pCi/m3
1S1 Wastewater Pond(535390012) - AP	27-Feb-21	BETA	1.89E-02	2.13E-03	1.09E-02	pCi/m3
1S1 Wastewater Pond(537221002) - AP	6-Mar-21	BETA	2.18E-02	2.66E-03	1.27E-02	pCi/m3
1S1 Wastewater Pond(538236002) - AP	13-Mar-21	BETA	1.19E-02	1.91E-03	9.71E-03	pCi/m3
1S1 Wastewater Pond(538482016) - AP	20-Mar-21	BETA	1.06E-02	2.28E-03	1.11E-02	pCi/m3
1S1 Wastewater Pond(538491007) - AP	27-Mar-21	BETA	2.11E-02	2.12E-03	1.09E-02	pCi/m3
1S1 Wastewater Pond(539118018) - AP	3-Apr-21	BETA	3.17E-02	2.50E-03	1.16E-02	pCi/m3
1S1 Wastewater Pond(540194016) - AP	10-Apr-21	BETA	1.75E-02	2.02E-03	8.91E-03	pCi/m3
1S1 Wastewater Pond(541232005) - AP	17-Apr-21	BETA	2.32E-02	2.61E-03	1.28E-02	pCi/m3
1S1 Wastewater Pond(541392005) - AP	23-Apr-21	BETA	1.12E-02	2.20E-03	1.04E-02	pCi/m3
1S1 Wastewater Pond(542714005) - AP	1-May-21	BETA	7.59E-03	2.01E-03	8.44E-03	pCi/m3
1S1 Wastewater Pond(543541005) - AP	8-May-21	BETA	5.30E-03	2.60E-03	1.34E-02	pCi/m3
1S1 Wastewater Pond(544179005) - AP	15-May-21	BETA	7.10E-03	1.86E-03	8.08E-03	pCi/m3
1S1 Wastewater Pond(550067002) - AP	15-May-21	Cesium-134	9.08E-06	4.66E-04	2.68E-04	pCi/m3
1S1 Wastewater Pond(550067002) - AP	15-May-21	Cesium-137	1.65E-04	4.88E-04	2.65E-04	pCi/m3
1S1 Wastewater Pond(544763005) - AP	22-May-21	BETA	6.94E-03	2.08E-03	1.07E-02	pCi/m3
1S1 Wastewater Pond(545393005) - AP	29-May-21	BETA	6.83E-03	2.33E-03	1.05E-02	pCi/m3
1S1 Wastewater Pond(546108005) - AP	5-Jun-21	BETA	4.62E-03	2.68E-03	1.25E-02	pCi/m3
1S1 Wastewater Pond(546499005) - AP	12-Jun-21	BETA	5.59E-03	1.76E-03	8.47E-03	pCi/m3
1S1 Wastewater Pond(547342005) - AP	19-Jun-21	BETA	5.50E-03	2.28E-03	1.03E-02	pCi/m3
1S1 Wastewater Pond(547774005) - AP	26-Jun-21	BETA	5.67E-03	2.27E-03	1.04E-02	pCi/m3
1S1 Wastewater Pond(548921005) - AP	4-Jul-21	BETA	2.89E-03	2.14E-03	9.96E-03	pCi/m3
1S1 Wastewater Pond(548928005) - AP	11-Jul-21	BETA	5.17E-03	2.34E-03	1.04E-02	pCi/m3
1S1 Wastewater Pond(549378005) - AP	18-Jul-21	BETA	5.63E-03	2.34E-03	1.10E-02	pCi/m3
1S1 Wastewater Pond(550005005) - AP	25-Jul-21	BETA	1.04E-02	2.00E-03	1.13E-02	pCi/m3
1S1 Wastewater Pond(550639005) - AP	1-Aug-21	BETA	1.61E-02	2.55E-03	1.21E-02	pCi/m3
1S1 Wastewater Pond(552193005) - AP	7-Aug-21	BETA	7.62E-03	1.98E-03	1.18E-02	pCi/m3
1S1 Wastewater Pond(552198005) - AP	14-Aug-21	BETA	1.21E-02	2.44E-03	1.17E-02	pCi/m3

Air Sample Results

1S1 Wastewater Pond(559874002) - AP	15-Aug-21	Cesium-134	1.93E-04	4.63E-04	2.50E-04	pCi/m3
1S1 Wastewater Pond(559874002) - AP	15-Aug-21	Cesium-137	3.31E-06	3.85E-04	2.64E-04	pCi/m3
1S1 Wastewater Pond(553263005) - AP	21-Aug-21	BETA	1.82E-02	2.10E-03	1.17E-02	pCi/m3
1S1 Wastewater Pond(553498005) - AP	28-Aug-21	BETA	2.05E-02	2.41E-03	1.18E-02	pCi/m3
1S1 Wastewater Pond(555509005) - AP	4-Sep-21	BETA	2.01E-02	2.13E-03	1.23E-02	pCi/m3
1S1 Wastewater Pond(555390005) - AP	11-Sep-21	BETA	1.54E-02	2.40E-03	1.46E-02	pCi/m3
1S1 Wastewater Pond(556242005) - AP	18-Sep-21	BETA	1.88E-02	1.86E-03	1.10E-02	pCi/m3
1S1 Wastewater Pond(556927005) - AP	25-Sep-21	BETA	2.86E-02	2.33E-03	1.23E-02	pCi/m3
1S1 Wastewater Pond(557550005) - AP	2-Oct-21	BETA	2.42E-02	2.55E-03	1.48E-02	pCi/m3
1S1 Wastewater Pond(558462005) - AP	9-Oct-21	BETA	1.68E-02	2.09E-03	1.09E-02	pCi/m3
1S1 Wastewater Pond(559199005) - AP	16-Oct-21	BETA	3.42E-02	2.09E-03	1.13E-02	pCi/m3
1S1 Wastewater Pond(559947005) - AP	23-Oct-21	BETA	1.17E-02	2.07E-03	1.10E-02	pCi/m3
1S1 Wastewater Pond(560662005) - AP	30-Oct-21	BETA	1.13E-02	2.30E-03	1.06E-02	pCi/m3
1S1 Wastewater Pond(561359005) - AP	6-Nov-21	BETA	2.22E-02	2.25E-03	1.12E-02	pCi/m3
1S1 Wastewater Pond(562118005) - AP	13-Nov-21	BETA	3.66E-02	2.11E-03	1.17E-02	pCi/m3
1S1 Wastewater Pond(567610002) - AP	13-Nov-21	Cesium-134	-3.31E-03	3.95E-03	3.49E-03	pCi/m3
1S1 Wastewater Pond(567610002) - AP	13-Nov-21	Cesium-137	-3.80E-03	3.85E-03	3.81E-03	pCi/m3
1S1 Wastewater Pond(562868005) - AP	20-Nov-21	BETA	5.10E-02	1.99E-03	1.18E-02	pCi/m3
1S1 Wastewater Pond(563354005) - AP	27-Nov-21	BETA	8.01E-02	2.04E-03	1.25E-02	pCi/m3
1S1 Wastewater Pond(564002005) - AP	4-Dec-21	BETA	7.23E-02	2.49E-03	1.27E-02	pCi/m3
1S1 Wastewater Pond(564761005) - AP	11-Dec-21	BETA	2.55E-02	2.05E-03	1.10E-02	pCi/m3
1S1 Wastewater Pond(565497005) - AP	18-Dec-21	BETA	3.03E-02	2.21E-03	1.24E-02	pCi/m3
1S1 Wastewater Pond(565929005) - AP	25-Dec-21	BETA	8.09E-03	2.19E-03	1.18E-02	pCi/m3

5F1 SLO OEL

AC

Sample Name	Date Collected	Nuclide	Result	MDC	2 Sigma TPU	Units
5F1 SLO OEL(531169001) - AC	2-Jan-21	Iodine-131	5.13E-03	9.30E-03	5.13E-03	pCi/m3
5F1 SLO OEL(531664001) - AC	9-Jan-21	Iodine-131	9.64E-04	8.07E-03	4.72E-03	pCi/m3
5F1 SLO OEL(531711001) - AC	16-Jan-21	Iodine-131	2.80E-03	8.31E-03	9.44E-03	pCi/m3
5F1 SLO OEL(532387001) - AC	23-Jan-21	Iodine-131	3.97E-03	1.11E-02	6.58E-03	pCi/m3
5F1 SLO OEL(533988013) - AC	30-Jan-21	Iodine-131	5.55E-03	9.63E-03	5.35E-03	pCi/m3
5F1 SLO OEL(534289001) - AC	6-Feb-21	Iodine-131	-4.83E-03	9.50E-03	6.71E-03	pCi/m3
5F1 SLO OEL(534516001) - AC	13-Feb-21	Iodine-131	2.23E-03	1.62E-02	8.92E-03	pCi/m3

Air Sample Results

5F1 SLO OEL(535384001) - AC	20-Feb-21	Iodine-131	-2.28E-03	7.59E-03	5.26E-03	pCi/m3
5F1 SLO OEL(535390001) - AC	27-Feb-21	Iodine-131	-3.03E-03	9.46E-03	6.66E-03	pCi/m3
5F1 SLO OEL(537221013) - AC	6-Mar-21	Iodine-131	-2.03E-03	1.02E-02	6.97E-03	pCi/m3
5F1 SLO OEL(538236013) - AC	13-Mar-21	Iodine-131	-9.67E-03	1.54E-02	1.15E-02	pCi/m3
5F1 SLO OEL(538482001) - AC	20-Mar-21	Iodine-131	5.36E-04	7.77E-03	4.49E-03	pCi/m3
5F1 SLO OEL(538491015) - AC	27-Mar-21	Iodine-131	4.31E-03	1.13E-02	6.35E-03	pCi/m3
5F1 SLO OEL(539118001) - AC	3-Apr-21	Iodine-131	6.85E-04	9.58E-03	5.67E-03	pCi/m3
5F1 SLO OEL(540194001) - AC	10-Apr-21	Iodine-131	1.10E-03	1.00E-02	5.63E-03	pCi/m3
5F1 SLO OEL(541232006) - AC	17-Apr-21	Iodine-131	6.18E-03	2.19E-02	1.23E-02	pCi/m3
5F1 SLO OEL(541392006) - AC	24-Apr-21	Iodine-131	7.13E-04	8.03E-03	4.87E-03	pCi/m3
5F1 SLO OEL(542714006) - AC	1-May-21	Iodine-131	-7.29E-03	9.84E-03	7.80E-03	pCi/m3
5F1 SLO OEL(543541006) - AC	8-May-21	Iodine-131	-7.03E-03	7.25E-03	7.16E-03	pCi/m3
5F1 SLO OEL(544179006) - AC	15-May-21	Iodine-131	4.41E-04	8.68E-03	4.95E-03	pCi/m3
5F1 SLO OEL(544763006) - AC	22-May-21	Iodine-131	-7.74E-03	1.25E-02	9.80E-03	pCi/m3
5F1 SLO OEL(545393006) - AC	29-May-21	Iodine-131	2.10E-03	1.43E-02	8.73E-03	pCi/m3
5F1 SLO OEL(546108006) - AC	5-Jun-21	Iodine-131	1.18E-03	1.31E-02	7.64E-03	pCi/m3
5F1 SLO OEL(546499006) - AC	12-Jun-21	Iodine-131	3.09E-03	8.31E-03	4.48E-03	pCi/m3
5F1 SLO OEL(547342006) - AC	19-Jun-21	Iodine-131	6.31E-04	8.92E-03	5.03E-03	pCi/m3
5F1 SLO OEL(547774006) - AC	26-Jun-21	Iodine-131	-4.48E-03	6.59E-03	5.24E-03	pCi/m3
5F1 SLO OEL(548921006) - AC	3-Jul-21	Iodine-131	2.06E-03	8.29E-03	4.80E-03	pCi/m3
5F1 SLO OEL(548928006) - AC	10-Jul-21	Iodine-131	9.60E-04	7.82E-03	4.39E-03	pCi/m3
5F1 SLO OEL(549378006) - AC	17-Jul-21	Iodine-131	-8.23E-04	8.42E-03	5.28E-03	pCi/m3
5F1 SLO OEL(550005006) - AC	24-Jul-21	Iodine-131	5.51E-04	8.59E-03	4.82E-03	pCi/m3
5F1 SLO OEL(550639006) - AC	31-Jul-21	Iodine-131	-7.15E-04	8.27E-03	4.94E-03	pCi/m3
5F1 SLO OEL(552193006) - AC	7-Aug-21	Iodine-131	1.47E-04	1.07E-02	6.18E-03	pCi/m3
5F1 SLO OEL(552198006) - AC	14-Aug-21	Iodine-131	-7.00E-04	7.25E-03	4.58E-03	pCi/m3
5F1 SLO OEL(553263006) - AC	21-Aug-21	Iodine-131	-3.50E-03	1.37E-02	9.01E-03	pCi/m3
5F1 SLO OEL(553498006) - AC	28-Aug-21	Iodine-131	-1.66E-03	1.03E-02	6.25E-03	pCi/m3
5F1 SLO OEL(555509006) - AC	4-Sep-21	Iodine-131	-6.18E-03	1.01E-02	7.84E-03	pCi/m3
5F1 SLO OEL(555390006) - AC	11-Sep-21	Iodine-131	2.73E-03	1.01E-02	5.46E-03	pCi/m3
5F1 SLO OEL(556242006) - AC	18-Sep-21	Iodine-131	-1.50E-03	7.76E-03	4.78E-03	pCi/m3
5F1 SLO OEL(556927006) - AC	25-Sep-21	Iodine-131	3.00E-03	8.20E-03	4.48E-03	pCi/m3
5F1 SLO OEL(557550006) - AC	2-Oct-21	Iodine-131	1.80E-03	1.68E-02	9.59E-03	pCi/m3
5F1 SLO OEL(558462006) - AC	9-Oct-21	Iodine-131	-6.48E-04	9.04E-03	5.41E-03	pCi/m3

Air Sample Results

5F1 SLO OEL(559199006) - AC	16-Oct-21	Iodine-131	3.61E-03	9.56E-03	5.17E-03	pCi/m3
5F1 SLO OEL(559947006) - AC	23-Oct-21	Iodine-131	1.26E-03	1.14E-02	6.39E-03	pCi/m3
5F1 SLO OEL(560662006) - AC	30-Oct-21	Iodine-131	7.94E-05	1.29E-02	7.43E-03	pCi/m3
5F1 SLO OEL(561359006) - AC	6-Nov-21	Iodine-131	-1.96E-03	8.99E-03	5.69E-03	pCi/m3
5F1 SLO OEL(562118006) - AC	13-Nov-21	Iodine-131	-1.17E-03	6.27E-03	4.12E-03	pCi/m3
5F1 SLO OEL(562868006) - AC	20-Nov-21	Iodine-131	-2.28E-03	6.46E-03	4.46E-03	pCi/m3
5F1 SLO OEL(563354006) - AC	27-Nov-21	Iodine-131	-1.05E-03	8.58E-03	5.14E-03	pCi/m3
5F1 SLO OEL(564002006) - AC	4-Dec-21	Iodine-131	5.00E-03	9.77E-03	5.32E-03	pCi/m3
5F1 SLO OEL(564761006) - AC	11-Dec-21	Iodine-131	3.48E-03	1.14E-02	6.54E-03	pCi/m3
5F1 SLO OEL(565497006) - AC	18-Dec-21	Iodine-131	-1.23E-03	7.52E-03	4.62E-03	pCi/m3
5F1 SLO OEL(565929006) - AC	25-Dec-21	Iodine-131	2.97E-04	1.53E-02	8.77E-03	pCi/m3

5F1 SLO OEL

AC14

Sample Name	Date Collected	Nuclide	Result	MDC	2 Sigma TPU	Units
5F1 SLO OEL(531169003) - AC14	2-Jan-21	Carbon-14	-4.43E-08	1.07E-07	6.31E-08	uCi/m3
5F1 SLO OEL(531664005) - AC14	9-Jan-21	Carbon-14	4.35E-09	1.27E-07	7.55E-08	uCi/m3
5F1 SLO OEL(531711003) - AC14	16-Jan-21	Carbon-14	2.33E-08	1.02E-07	6.14E-08	uCi/m3
5F1 SLO OEL(532387003) - AC14	23-Jan-21	Carbon-14	2.60E-08	1.24E-07	7.43E-08	uCi/m3
5F1 SLO OEL(533988009) - AC14	30-Jan-21	Carbon-14	6.51E-08	8.89E-08	5.43E-08	uCi/m3
5F1 SLO OEL(534289003) - AC14	6-Feb-21	Carbon-14	6.65E-08	1.44E-07	8.76E-08	uCi/m3
5F1 SLO OEL(534516003) - AC14	13-Feb-21	Carbon-14	1.06E-08	1.04E-07	6.24E-08	uCi/m3
5F1 SLO OEL(535384003) - AC14	20-Feb-21	Carbon-14	6.49E-08	1.04E-07	6.34E-08	uCi/m3
5F1 SLO OEL(535390004) - AC14	27-Feb-21	Carbon-14	4.36E-08	9.89E-08	5.98E-08	uCi/m3
5F1 SLO OEL(537221009) - AC14	6-Mar-21	Carbon-14	2.64E-08	1.21E-07	7.27E-08	uCi/m3
5F1 SLO OEL(538236009) - AC14	13-Mar-21	Carbon-14	5.90E-08	9.19E-08	5.60E-08	uCi/m3
5F1 SLO OEL(538482004) - AC14	20-Mar-21	Carbon-14	-4.45E-08	9.77E-08	5.73E-08	uCi/m3
5F1 SLO OEL(538491017) - AC14	27-Mar-21	Carbon-14	4.37E-08	1.00E-07	6.04E-08	uCi/m3
5F1 SLO OEL(539118005) - AC14	3-Apr-21	Carbon-14	-9.69E-08	1.25E-07	7.26E-08	uCi/m3
5F1 SLO OEL(540194005) - AC14	10-Apr-21	Carbon-14	7.97E-08	9.17E-08	5.61E-08	uCi/m3
5F1 SLO OEL(541232008) - AC14	17-Apr-21	Carbon-14	1.07E-07	1.13E-07	6.93E-08	uCi/m3
5F1 SLO OEL(541392008) - AC14	24-Apr-21	Carbon-14	7.82E-08	1.00E-07	6.11E-08	uCi/m3
5F1 SLO OEL(542714008) - AC14	1-May-21	Carbon-14	-7.35E-09	1.06E-07	6.30E-08	uCi/m3
5F1 SLO OEL(543541008) - AC14	8-May-21	Carbon-14	1.11E-08	1.47E-07	8.74E-08	uCi/m3

Air Sample Results

5F1 SLO OEL(544179008) - AC14	15-May-21	Carbon-14	-3.02E-09	1.06E-07	6.32E-08	uCi/m3
5F1 SLO OEL(544763008) - AC14	22-May-21	Carbon-14	1.25E-08	1.21E-07	7.23E-08	uCi/m3
5F1 SLO OEL(545393008) - AC14	29-May-21	Carbon-14	5.11E-09	1.22E-07	7.25E-08	uCi/m3
5F1 SLO OEL(546108008) - AC14	5-Jun-21	Carbon-14	9.64E-08	1.42E-07	8.58E-08	uCi/m3
5F1 SLO OEL(546499008) - AC14	12-Jun-21	Carbon-14	5.91E-08	1.06E-07	6.40E-08	uCi/m3
5F1 SLO OEL(547342008) - AC14	19-Jun-21	Carbon-14	4.75E-08	1.21E-07	7.26E-08	uCi/m3
5F1 SLO OEL(547774008) - AC14	26-Jun-21	Carbon-14	-3.27E-08	1.22E-07	7.18E-08	uCi/m3
5F1 SLO OEL(548921008) - AC14	3-Jul-21	Carbon-14	-6.12E-09	1.14E-07	6.80E-08	uCi/m3
5F1 SLO OEL(548928008) - AC14	10-Jul-21	Carbon-14	-7.93E-08	1.13E-07	6.62E-08	uCi/m3
5F1 SLO OEL(549378008) - AC14	17-Jul-21	Carbon-14	9.01E-08	1.08E-07	6.61E-08	uCi/m3
5F1 SLO OEL(550005008) - AC14	24-Jul-21	Carbon-14	6.38E-08	1.06E-07	6.43E-08	uCi/m3
5F1 SLO OEL(550639008) - AC14	31-Jul-21	Carbon-14	2.46E-08	1.38E-07	8.30E-08	uCi/m3
5F1 SLO OEL(552193008) - AC14	7-Aug-21	Carbon-14	8.59E-09	3.19E-07	1.90E-07	uCi/m3
5F1 SLO OEL(552198008) - AC14	14-Aug-21	Carbon-14	4.49E-08	1.27E-07	7.66E-08	uCi/m3
5F1 SLO OEL(553263008) - AC14	21-Aug-21	Carbon-14	4.31E-09	2.31E-07	1.38E-07	uCi/m3
5F1 SLO OEL(553498008) - AC14	28-Aug-21	Carbon-14	7.74E-08	2.68E-07	1.62E-07	uCi/m3
5F1 SLO OEL(555509008) - AC14	4-Sep-21	Carbon-14	-6.96E-08	2.89E-07	1.70E-07	uCi/m3
5F1 SLO OEL(555390008) - AC14	11-Sep-21	Carbon-14	-4.52E-08	3.61E-07	2.13E-07	uCi/m3
5F1 SLO OEL(556242008) - AC14	18-Sep-21	Carbon-14	1.04E-07	2.48E-07	1.51E-07	uCi/m3
5F1 SLO OEL(556927008) - AC14	25-Sep-21	Carbon-14	2.72E-08	2.49E-07	1.49E-07	uCi/m3
5F1 SLO OEL(557550008) - AC14	2-Oct-21	Carbon-14	6.94E-08	3.11E-07	1.88E-07	uCi/m3
5F1 SLO OEL(558462008) - AC14	9-Oct-21	Carbon-14	3.62E-08	1.95E-07	1.17E-07	uCi/m3
5F1 SLO OEL(559199008) - AC14	16-Oct-21	Carbon-14	1.93E-07	2.32E-07	1.45E-07	uCi/m3
5F1 SLO OEL(559947008) - AC14	23-Oct-21	Carbon-14	5.40E-08	2.50E-07	1.51E-07	uCi/m3
5F1 SLO OEL(560662008) - AC14	30-Oct-21	Carbon-14	7.54E-08	2.49E-07	1.51E-07	uCi/m3
5F1 SLO OEL(561359008) - AC14	6-Nov-21	Carbon-14	-7.75E-08	2.84E-07	1.67E-07	uCi/m3
5F1 SLO OEL(562118008) - AC14	13-Nov-21	Carbon-14	1.44E-08	2.53E-07	1.51E-07	uCi/m3
5F1 SLO OEL(562868008) - AC14	20-Nov-21	Carbon-14	1.07E-09	4.12E-07	2.46E-07	uCi/m3
5F1 SLO OEL(563354008) - AC14	27-Nov-21	Carbon-14	-6.82E-08	3.53E-07	2.08E-07	uCi/m3
5F1 SLO OEL(564002008) - AC14	4-Dec-21	Carbon-14	5.96E-08	2.35E-07	1.42E-07	uCi/m3
5F1 SLO OEL(564761008) - AC14	11-Dec-21	Carbon-14	6.43E-08	2.28E-07	1.38E-07	uCi/m3
5F1 SLO OEL(565497008) - AC14	18-Dec-21	Carbon-14	2.19E-08	2.39E-07	1.43E-07	uCi/m3
5F1 SLO OEL(565929008) - AC14	25-Dec-21	Carbon-14	3.77E-08	2.36E-07	1.42E-07	uCi/m3

Air Sample Results

5F1 SLO OEL

AP

Sample Name	Date Collected	Nuclide	Result	MDC	2 Sigma TPU	Units
5F1 SLO OEL(531169002) - AP	2-Jan-21	BETA	2.40E-02	1.99E-03	1.02E-02	pCi/m3
5F1 SLO OEL(531664002) - AP	9-Jan-21	BETA	3.26E-02	2.27E-03	1.17E-02	pCi/m3
5F1 SLO OEL(531711002) - AP	16-Jan-21	BETA	4.76E-02	2.04E-03	1.23E-02	pCi/m3
5F1 SLO OEL(532387002) - AP	23-Jan-21	BETA	1.46E-02	2.44E-03	1.38E-02	pCi/m3
5F1 SLO OEL(533988003) - AP	30-Jan-21	BETA	1.01E-02	1.96E-03	9.59E-03	pCi/m3
5F1 SLO OEL(534289002) - AP	6-Feb-21	BETA	2.54E-02	2.29E-03	1.10E-02	pCi/m3
5F1 SLO OEL(534516002) - AP	13-Feb-21	BETA	1.13E-02	2.13E-03	1.07E-02	pCi/m3
5F1 SLO OEL(540519004) - AP	13-Feb-21	Cesium-134	-5.25E-05	5.84E-04	3.66E-04	pCi/m3
5F1 SLO OEL(540519004) - AP	13-Feb-21	Cesium-137	-1.34E-04	5.12E-04	3.36E-04	pCi/m3
5F1 SLO OEL(535384002) - AP	20-Feb-21	BETA	1.67E-02	2.16E-03	1.12E-02	pCi/m3
5F1 SLO OEL(535390002) - AP	27-Feb-21	BETA	1.95E-02	2.25E-03	1.10E-02	pCi/m3
5F1 SLO OEL(537221003) - AP	6-Mar-21	BETA	2.56E-02	2.52E-03	1.28E-02	pCi/m3
5F1 SLO OEL(538236003) - AP	13-Mar-21	BETA	8.42E-03	1.85E-03	9.70E-03	pCi/m3
5F1 SLO OEL(538482002) - AP	20-Mar-21	BETA	9.68E-03	2.06E-03	1.10E-02	pCi/m3
5F1 SLO OEL(538491016) - AP	27-Mar-21	BETA	1.40E-02	2.09E-03	1.06E-02	pCi/m3
5F1 SLO OEL(539118002) - AP	3-Apr-21	BETA	3.49E-02	2.46E-03	1.16E-02	pCi/m3
5F1 SLO OEL(540194002) - AP	10-Apr-21	BETA	1.73E-02	1.93E-03	8.90E-03	pCi/m3
5F1 SLO OEL(541232007) - AP	17-Apr-21	BETA	2.29E-02	2.45E-03	1.26E-02	pCi/m3
5F1 SLO OEL(541392007) - AP	24-Apr-21	BETA	1.02E-02	2.09E-03	9.97E-03	pCi/m3
5F1 SLO OEL(542714007) - AP	1-May-21	BETA	1.09E-02	1.92E-03	8.33E-03	pCi/m3
5F1 SLO OEL(543541007) - AP	8-May-21	BETA	8.92E-03	2.56E-03	1.35E-02	pCi/m3
5F1 SLO OEL(544179007) - AP	15-May-21	BETA	8.07E-03	1.86E-03	8.16E-03	pCi/m3
5F1 SLO OEL(550067003) - AP	15-May-21	Cesium-134	1.67E-05	5.80E-04	3.43E-04	pCi/m3
5F1 SLO OEL(550067003) - AP	15-May-21	Cesium-137	-5.14E-05	3.71E-04	2.33E-04	pCi/m3
5F1 SLO OEL(544763007) - AP	22-May-21	BETA	6.82E-03	1.97E-03	1.08E-02	pCi/m3
5F1 SLO OEL(545393007) - AP	29-May-21	BETA	6.51E-03	2.15E-03	1.01E-02	pCi/m3
5F1 SLO OEL(546108007) - AP	5-Jun-21	BETA	8.61E-03	2.63E-03	1.25E-02	pCi/m3
5F1 SLO OEL(546499007) - AP	12-Jun-21	BETA	7.20E-03	1.97E-03	8.47E-03	pCi/m3
5F1 SLO OEL(547342007) - AP	19-Jun-21	BETA	6.96E-03	2.11E-03	9.94E-03	pCi/m3
5F1 SLO OEL(547774007) - AP	26-Jun-21	BETA	6.41E-03	2.17E-03	1.03E-02	pCi/m3
5F1 SLO OEL(548921007) - AP	3-Jul-21	BETA	6.68E-03	2.11E-03	1.01E-02	pCi/m3

Air Sample Results

5F1 SLO OEL(548928007) - AP	10-Jul-21	BETA	1.23E-02	2.19E-03	1.04E-02	pCi/m3
5F1 SLO OEL(549378007) - AP	17-Jul-21	BETA	7.70E-03	2.19E-03	1.09E-02	pCi/m3
5F1 SLO OEL(550005007) - AP	24-Jul-21	BETA	1.39E-02	1.99E-03	1.12E-02	pCi/m3
5F1 SLO OEL(550639007) - AP	31-Jul-21	BETA	1.84E-02	2.02E-03	1.19E-02	pCi/m3
5F1 SLO OEL(552193007) - AP	7-Aug-21	BETA	8.63E-03	2.47E-03	1.16E-02	pCi/m3
5F1 SLO OEL(552198007) - AP	14-Aug-21	BETA	2.15E-02	2.10E-03	1.17E-02	pCi/m3
5F1 SLO OEL(559874003) - AP	14-Aug-21	Cesium-134	6.44E-05	4.32E-04	2.49E-04	pCi/m3
5F1 SLO OEL(559874003) - AP	14-Aug-21	Cesium-137	8.70E-05	3.64E-04	2.05E-04	pCi/m3
5F1 SLO OEL(553263007) - AP	21-Aug-21	BETA	1.90E-02	2.44E-03	1.18E-02	pCi/m3
5F1 SLO OEL(553498007) - AP	28-Aug-21	BETA	1.90E-02	2.12E-03	1.21E-02	pCi/m3
5F1 SLO OEL(555509007) - AP	4-Sep-21	BETA	2.10E-02	2.51E-03	1.23E-02	pCi/m3
5F1 SLO OEL(555390007) - AP	11-Sep-21	BETA	1.76E-02	2.28E-03	1.44E-02	pCi/m3
5F1 SLO OEL(556242007) - AP	18-Sep-21	BETA	2.32E-02	1.88E-03	1.09E-02	pCi/m3
5F1 SLO OEL(556927007) - AP	25-Sep-21	BETA	2.51E-02	2.06E-03	1.23E-02	pCi/m3
5F1 SLO OEL(557550007) - AP	2-Oct-21	BETA	3.46E-02	2.43E-03	1.47E-02	pCi/m3
5F1 SLO OEL(558462007) - AP	9-Oct-21	BETA	2.10E-02	1.88E-03	1.09E-02	pCi/m3
5F1 SLO OEL(559199007) - AP	16-Oct-21	BETA	3.37E-02	2.09E-03	1.14E-02	pCi/m3
5F1 SLO OEL(559947007) - AP	23-Oct-21	BETA	1.33E-02	2.17E-03	1.13E-02	pCi/m3
5F1 SLO OEL(560662007) - AP	30-Oct-21	BETA	1.76E-02	2.13E-03	1.09E-02	pCi/m3
5F1 SLO OEL(561359007) - AP	6-Nov-21	BETA	2.04E-02	2.08E-03	1.14E-02	pCi/m3
5F1 SLO OEL(562118007) - AP	13-Nov-21	BETA	5.43E-02	2.12E-03	1.22E-02	pCi/m3
5F1 SLO OEL(567610003) - AP	13-Nov-21	Cesium-134	4.10E-05	3.17E-04	1.82E-04	pCi/m3
5F1 SLO OEL(567610003) - AP	13-Nov-21	Cesium-137	-1.81E-04	2.43E-04	1.98E-04	pCi/m3
5F1 SLO OEL(562868007) - AP	20-Nov-21	BETA	5.12E-02	2.09E-03	1.19E-02	pCi/m3
5F1 SLO OEL(563354007) - AP	27-Nov-21	BETA	8.58E-02	2.01E-03	1.27E-02	pCi/m3
5F1 SLO OEL(564002007) - AP	4-Dec-21	BETA	7.94E-02	2.06E-03	1.26E-02	pCi/m3
5F1 SLO OEL(564761007) - AP	11-Dec-21	BETA	3.84E-02	2.21E-03	1.16E-02	pCi/m3
5F1 SLO OEL(565497007) - AP	18-Dec-21	BETA	3.89E-02	2.25E-03	1.24E-02	pCi/m3
5F1 SLO OEL(565929007) - AP	25-Dec-21	BETA	1.56E-02	2.19E-03	1.20E-02	pCi/m3

7D1 Avila Gate

AC

Sample Name	Date Collected	Nuclide	Result	MDC	2 Sigma TPU	Units
7D1 Avila Gate(531169004) - AC	2-Jan-21	Iodine-131	1.57E-03	7.37E-03	4.04E-03	pCi/m3

Air Sample Results

7D1 Avila Gate(531664006) - AC	9-Jan-21	Iodine-131	-1.52E-03	4.82E-03	3.20E-03	pCi/m3
7D1 Avila Gate(531711004) - AC	16-Jan-21	Iodine-131	8.92E-04	9.28E-03	5.48E-03	pCi/m3
7D1 Avila Gate(532387004) - AC	23-Jan-21	Iodine-131	7.01E-04	8.15E-03	4.68E-03	pCi/m3
7D1 Avila Gate(533988014) - AC	30-Jan-21	Iodine-131	-1.46E-03	7.32E-03	4.65E-03	pCi/m3
7D1 Avila Gate(534289004) - AC	6-Feb-21	Iodine-131	-1.03E-02	1.04E-02	1.10E-02	pCi/m3
7D1 Avila Gate(534516004) - AC	13-Feb-21	Iodine-131	4.21E-04	1.19E-02	7.42E-03	pCi/m3
7D1 Avila Gate(535384004) - AC	20-Feb-21	Iodine-131	6.49E-04	9.44E-03	5.36E-03	pCi/m3
7D1 Avila Gate(535390017) - AC	27-Feb-21	Iodine-131	-3.47E-03	7.80E-03	5.72E-03	pCi/m3
7D1 Avila Gate(537221014) - AC	6-Mar-21	Iodine-131	1.52E-03	9.64E-03	5.23E-03	pCi/m3
7D1 Avila Gate(538236014) - AC	13-Mar-21	Iodine-131	2.98E-03	1.23E-02	6.72E-03	pCi/m3
7D1 Avila Gate(538482006) - AC	20-Mar-21	Iodine-131	-1.36E-03	7.69E-03	4.99E-03	pCi/m3
7D1 Avila Gate(538491013) - AC	27-Mar-21	Iodine-131	-4.46E-04	1.21E-02	7.03E-03	pCi/m3
7D1 Avila Gate(539118006) - AC	3-Apr-21	Iodine-131	2.81E-03	1.34E-02	7.46E-03	pCi/m3
7D1 Avila Gate(540194006) - AC	10-Apr-21	Iodine-131	7.03E-03	1.03E-02	8.56E-03	pCi/m3
7D1 Avila Gate(541232009) - AC	17-Apr-21	Iodine-131	7.91E-04	1.77E-02	1.05E-02	pCi/m3
7D1 Avila Gate(541392009) - AC	23-Apr-21	Iodine-131	-4.31E-03	1.01E-02	6.76E-03	pCi/m3
7D1 Avila Gate(542714009) - AC	1-May-21	Iodine-131	5.83E-04	1.27E-02	7.23E-03	pCi/m3
7D1 Avila Gate(543541009) - AC	8-May-21	Iodine-131	4.33E-03	1.52E-02	8.76E-03	pCi/m3
7D1 Avila Gate(544179009) - AC	15-May-21	Iodine-131	1.37E-03	7.87E-03	4.76E-03	pCi/m3
7D1 Avila Gate(544763009) - AC	22-May-21	Iodine-131	1.71E-03	1.42E-02	7.85E-03	pCi/m3
7D1 Avila Gate(545393009) - AC	29-May-21	Iodine-131	1.92E-03	1.21E-02	7.23E-03	pCi/m3
7D1 Avila Gate(546108009) - AC	5-Jun-21	Iodine-131	1.98E-03	1.09E-02	6.08E-03	pCi/m3
7D1 Avila Gate(546499009) - AC	12-Jun-21	Iodine-131	-5.79E-04	9.21E-03	5.64E-03	pCi/m3
7D1 Avila Gate(547342009) - AC	19-Jun-21	Iodine-131	8.30E-04	1.64E-02	1.02E-02	pCi/m3
7D1 Avila Gate(547774009) - AC	26-Jun-21	Iodine-131	-2.09E-04	8.16E-03	4.77E-03	pCi/m3
7D1 Avila Gate(548921009) - AC	3-Jul-21	Iodine-131	-1.78E-03	7.86E-03	4.93E-03	pCi/m3
7D1 Avila Gate(548928009) - AC	10-Jul-21	Iodine-131	1.25E-03	8.42E-03	5.35E-03	pCi/m3
7D1 Avila Gate(549378009) - AC	17-Jul-21	Iodine-131	-6.27E-04	8.93E-03	5.26E-03	pCi/m3
7D1 Avila Gate(550005009) - AC	24-Jul-21	Iodine-131	-2.15E-03	6.54E-03	4.33E-03	pCi/m3
7D1 Avila Gate(550639009) - AC	31-Jul-21	Iodine-131	-8.80E-04	8.17E-03	5.12E-03	pCi/m3
7D1 Avila Gate(552193009) - AC	7-Aug-21	Iodine-131	-1.43E-03	9.64E-03	5.87E-03	pCi/m3
7D1 Avila Gate(552198009) - AC	14-Aug-21	Iodine-131	-2.35E-03	1.22E-02	7.60E-03	pCi/m3
7D1 Avila Gate(553263009) - AC	21-Aug-21	Iodine-131	1.03E-02	1.03E-02	8.25E-03	pCi/m3
7D1 Avila Gate(553498009) - AC	28-Aug-21	Iodine-131	8.61E-04	9.24E-03	6.19E-03	pCi/m3

Air Sample Results

7D1 Avila Gate(555509009) - AC	4-Sep-21	Iodine-131	-5.93E-04	1.98E-02	1.17E-02	pCi/m3
7D1 Avila Gate(555390009) - AC	11-Sep-21	Iodine-131	-5.49E-03	8.22E-03	6.22E-03	pCi/m3
7D1 Avila Gate(556242009) - AC	18-Sep-21	Iodine-131	1.07E-03	7.36E-03	4.24E-03	pCi/m3
7D1 Avila Gate(556927009) - AC	25-Sep-21	Iodine-131	2.35E-03	1.17E-02	6.92E-03	pCi/m3
7D1 Avila Gate(557550009) - AC	2-Oct-21	Iodine-131	4.16E-03	1.87E-02	1.06E-02	pCi/m3
7D1 Avila Gate(558462009) - AC	9-Oct-21	Iodine-131	-1.75E-03	1.04E-02	6.62E-03	pCi/m3
7D1 Avila Gate(559199009) - AC	16-Oct-21	Iodine-131	4.67E-03	1.80E-02	9.90E-03	pCi/m3
7D1 Avila Gate(559947009) - AC	23-Oct-21	Iodine-131	-4.37E-03	1.09E-02	7.69E-03	pCi/m3
7D1 Avila Gate(560662009) - AC	30-Oct-21	Iodine-131	1.87E-03	9.88E-03	5.56E-03	pCi/m3
7D1 Avila Gate(561359009) - AC	6-Nov-21	Iodine-131	-5.11E-03	4.27E-03	4.59E-03	pCi/m3
7D1 Avila Gate(562118009) - AC	13-Nov-21	Iodine-131	-2.38E-04	7.56E-03	4.54E-03	pCi/m3
7D1 Avila Gate(562868009) - AC	20-Nov-21	Iodine-131	-1.43E-03	5.10E-03	3.43E-03	pCi/m3
7D1 Avila Gate(563354009) - AC	27-Nov-21	Iodine-131	-2.01E-03	1.34E-02	8.14E-03	pCi/m3
7D1 Avila Gate(564002009) - AC	4-Dec-21	Iodine-131	-5.43E-03	6.64E-03	6.26E-03	pCi/m3
7D1 Avila Gate(564761009) - AC	11-Dec-21	Iodine-131	5.29E-03	1.01E-02	5.60E-03	pCi/m3
7D1 Avila Gate(565497009) - AC	18-Dec-21	Iodine-131	2.29E-03	1.00E-02	5.67E-03	pCi/m3
7D1 Avila Gate(565929009) - AC	25-Dec-21	Iodine-131	-6.60E-03	1.26E-02	9.29E-03	pCi/m3

7D1 Avila Gate

AP

Sample Name	Date Collected	Nuclide	Result	MDC	2 Sigma TPU	Units
7D1 Avila Gate(531169005) - AP	2-Jan-21	BETA	2.24E-02	2.01E-03	1.04E-02	pCi/m3
7D1 Avila Gate(531664007) - AP	9-Jan-21	BETA	2.94E-02	2.33E-03	1.18E-02	pCi/m3
7D1 Avila Gate(531711005) - AP	16-Jan-21	BETA	4.01E-02	2.23E-03	1.24E-02	pCi/m3
7D1 Avila Gate(532387005) - AP	23-Jan-21	BETA	1.35E-02	2.38E-03	1.36E-02	pCi/m3
7D1 Avila Gate(533988004) - AP	30-Jan-21	BETA	9.07E-03	1.86E-03	9.66E-03	pCi/m3
7D1 Avila Gate(534289005) - AP	6-Feb-21	BETA	3.06E-02	2.46E-03	1.13E-02	pCi/m3
7D1 Avila Gate(534516005) - AP	13-Feb-21	BETA	9.33E-03	2.32E-03	1.08E-02	pCi/m3
7D1 Avila Gate(540519005) - AP	13-Feb-21	Cesium-134	6.91E-05	7.14E-04	4.02E-04	pCi/m3
7D1 Avila Gate(540519005) - AP	13-Feb-21	Cesium-137	-4.96E-05	4.49E-04	2.73E-04	pCi/m3
7D1 Avila Gate(535384005) - AP	20-Feb-21	BETA	1.89E-02	2.27E-03	1.13E-02	pCi/m3
7D1 Avila Gate(535390018) - AP	27-Feb-21	BETA	2.07E-02	2.12E-03	1.11E-02	pCi/m3
7D1 Avila Gate(537221004) - AP	6-Mar-21	BETA	1.89E-02	2.32E-03	1.26E-02	pCi/m3
7D1 Avila Gate(538236004) - AP	13-Mar-21	BETA	7.70E-03	1.79E-03	9.57E-03	pCi/m3

Air Sample Results

7D1 Avila Gate(538482005) - AP	20-Mar-21	BETA	1.14E-02	2.29E-03	1.12E-02	pCi/m3
7D1 Avila Gate(538491014) - AP	27-Mar-21	BETA	1.41E-02	2.18E-03	1.09E-02	pCi/m3
7D1 Avila Gate(539118007) - AP	3-Apr-21	BETA	3.51E-02	2.55E-03	1.19E-02	pCi/m3
7D1 Avila Gate(540194007) - AP	10-Apr-21	BETA	2.06E-02	2.02E-03	8.98E-03	pCi/m3
7D1 Avila Gate(541232010) - AP	17-Apr-21	BETA	2.45E-02	2.44E-03	1.26E-02	pCi/m3
7D1 Avila Gate(541392010) - AP	23-Apr-21	BETA	1.17E-02	2.03E-03	1.02E-02	pCi/m3
7D1 Avila Gate(542714010) - AP	1-May-21	BETA	1.08E-02	1.85E-03	8.52E-03	pCi/m3
7D1 Avila Gate(543541010) - AP	8-May-21	BETA	7.58E-03	2.38E-03	1.38E-02	pCi/m3
7D1 Avila Gate(544179010) - AP	15-May-21	BETA	6.95E-03	1.76E-03	8.18E-03	pCi/m3
7D1 Avila Gate(550067004) - AP	15-May-21	Cesium-134	1.41E-04	5.33E-04	2.94E-04	pCi/m3
7D1 Avila Gate(550067004) - AP	15-May-21	Cesium-137	-7.82E-05	3.55E-04	2.35E-04	pCi/m3
7D1 Avila Gate(544763010) - AP	22-May-21	BETA	1.08E-02	2.14E-03	1.08E-02	pCi/m3
7D1 Avila Gate(545393010) - AP	29-May-21	BETA	8.01E-03	2.17E-03	1.05E-02	pCi/m3
7D1 Avila Gate(546108010) - AP	5-Jun-21	BETA	6.37E-03	2.55E-03	1.27E-02	pCi/m3
7D1 Avila Gate(546499010) - AP	12-Jun-21	BETA	1.05E-02	1.97E-03	8.68E-03	pCi/m3
7D1 Avila Gate(547342010) - AP	19-Jun-21	BETA	4.66E-03	2.04E-03	1.03E-02	pCi/m3
7D1 Avila Gate(547774010) - AP	26-Jun-21	BETA	6.17E-03	2.00E-03	1.02E-02	pCi/m3
7D1 Avila Gate(548921010) - AP	3-Jul-21	BETA	3.37E-03	2.09E-03	1.00E-02	pCi/m3
7D1 Avila Gate(548928010) - AP	10-Jul-21	BETA	8.85E-03	2.15E-03	1.03E-02	pCi/m3
7D1 Avila Gate(549378010) - AP	17-Jul-21	BETA	6.07E-03	2.13E-03	1.11E-02	pCi/m3
7D1 Avila Gate(550005010) - AP	24-Jul-21	BETA	1.24E-02	2.06E-03	1.19E-02	pCi/m3
7D1 Avila Gate(550639010) - AP	31-Jul-21	BETA	1.75E-02	2.09E-03	1.22E-02	pCi/m3
7D1 Avila Gate(552193010) - AP	7-Aug-21	BETA	8.40E-03	1.99E-03	1.15E-02	pCi/m3
7D1 Avila Gate(552198010) - AP	14-Aug-21	BETA	1.11E-02	2.04E-03	1.14E-02	pCi/m3
7D1 Avila Gate(559874004) - AP	14-Aug-21	Cesium-134	-1.28E-04	4.07E-04	3.01E-04	pCi/m3
7D1 Avila Gate(559874004) - AP	14-Aug-21	Cesium-137	3.12E-04	4.57E-04	2.75E-04	pCi/m3
7D1 Avila Gate(553263010) - AP	21-Aug-21	BETA	1.58E-02	2.18E-03	1.20E-02	pCi/m3
7D1 Avila Gate(553498010) - AP	28-Aug-21	BETA	1.85E-02	2.07E-03	1.20E-02	pCi/m3
7D1 Avila Gate(555509010) - AP	4-Sep-21	BETA	2.52E-02	2.16E-03	1.24E-02	pCi/m3
7D1 Avila Gate(555390010) - AP	11-Sep-21	BETA	1.66E-02	2.76E-03	1.44E-02	pCi/m3
7D1 Avila Gate(556242010) - AP	18-Sep-21	BETA	1.79E-02	1.76E-03	1.09E-02	pCi/m3
7D1 Avila Gate(556927010) - AP	25-Sep-21	BETA	1.98E-02	2.10E-03	1.21E-02	pCi/m3
7D1 Avila Gate(557550010) - AP	2-Oct-21	BETA	2.45E-02	2.51E-03	1.49E-02	pCi/m3
7D1 Avila Gate(558462010) - AP	9-Oct-21	BETA	1.92E-02	1.88E-03	1.12E-02	pCi/m3

Air Sample Results

7D1 Avila Gate(559199010) - AP	16-Oct-21	BETA	3.31E-02	1.93E-03	1.13E-02	pCi/m3
7D1 Avila Gate(559947010) - AP	23-Oct-21	BETA	1.09E-02	2.11E-03	1.11E-02	pCi/m3
7D1 Avila Gate(560662010) - AP	30-Oct-21	BETA	1.34E-02	2.18E-03	1.08E-02	pCi/m3
7D1 Avila Gate(561359010) - AP	6-Nov-21	BETA	2.00E-02	2.06E-03	1.10E-02	pCi/m3
7D1 Avila Gate(562118010) - AP	13-Nov-21	BETA	3.61E-02	2.14E-03	1.17E-02	pCi/m3
7D1 Avila Gate(567610004) - AP	13-Nov-21	Cesium-134	9.85E-05	3.73E-04	2.13E-04	pCi/m3
7D1 Avila Gate(567610004) - AP	13-Nov-21	Cesium-137	-3.34E-05	2.50E-04	1.58E-04	pCi/m3
7D1 Avila Gate(562868010) - AP	20-Nov-21	BETA	5.79E-02	2.00E-03	1.17E-02	pCi/m3
7D1 Avila Gate(563354010) - AP	27-Nov-21	BETA	6.52E-02	1.91E-03	1.21E-02	pCi/m3
7D1 Avila Gate(564002010) - AP	4-Dec-21	BETA	7.57E-02	2.01E-03	1.25E-02	pCi/m3
7D1 Avila Gate(564761010) - AP	11-Dec-21	BETA	2.84E-02	1.96E-03	1.14E-02	pCi/m3
7D1 Avila Gate(565497010) - AP	18-Dec-21	BETA	2.61E-02	2.11E-03	1.23E-02	pCi/m3
7D1 Avila Gate(565929010) - AP	25-Dec-21	BETA	7.53E-03	2.34E-03	1.23E-02	pCi/m3

8S1 Target Range

AC

Sample Name	Date Collected	Nuclide	Result	MDC	2 Sigma TPU	Units
8S1 Target Range(531169010) - AC	2-Jan-21	Iodine-131	-1.15E-05	5.93E-03	3.50E-03	pCi/m3
8S1 Target Range(531664012) - AC	9-Jan-21	Iodine-131	2.13E-03	1.17E-02	6.57E-03	pCi/m3
8S1 Target Range(531711010) - AC	16-Jan-21	Iodine-131	1.44E-03	7.17E-03	4.20E-03	pCi/m3
8S1 Target Range(532387010) - AC	23-Jan-21	Iodine-131	2.12E-03	1.14E-02	6.30E-03	pCi/m3
8S1 Target Range(533988015) - AC	30-Jan-21	Iodine-131	-5.69E-03	1.01E-02	7.49E-03	pCi/m3
8S1 Target Range(534289010) - AC	6-Feb-21	Iodine-131	-2.62E-03	1.03E-02	6.52E-03	pCi/m3
8S1 Target Range(534516010) - AC	13-Feb-21	Iodine-131	2.11E-03	8.87E-03	4.95E-03	pCi/m3
8S1 Target Range(535384010) - AC	20-Feb-21	Iodine-131	8.63E-04	9.75E-03	5.95E-03	pCi/m3
8S1 Target Range(535390009) - AC	27-Feb-21	Iodine-131	-1.84E-03	9.37E-03	5.73E-03	pCi/m3
8S1 Target Range(537221015) - AC	6-Mar-21	Iodine-131	8.48E-04	9.39E-03	6.06E-03	pCi/m3
8S1 Target Range(538236015) - AC	13-Mar-21	Iodine-131	7.66E-03	1.19E-02	1.01E-02	pCi/m3
8S1 Target Range(538482012) - AC	20-Mar-21	Iodine-131	-6.07E-03	7.14E-03	6.33E-03	pCi/m3
8S1 Target Range(538491003) - AC	27-Mar-21	Iodine-131	-9.70E-04	1.28E-02	7.52E-03	pCi/m3
8S1 Target Range(539118012) - AC	3-Apr-21	Iodine-131	1.60E-03	1.14E-02	6.34E-03	pCi/m3
8S1 Target Range(540194012) - AC	10-Apr-21	Iodine-131	3.28E-03	1.40E-02	8.07E-03	pCi/m3
8S1 Target Range(541232011) - AC	17-Apr-21	Iodine-131	-1.38E-04	2.13E-02	1.24E-02	pCi/m3
8S1 Target Range(541392011) - AC	23-Apr-21	Iodine-131	1.03E-03	7.70E-03	4.34E-03	pCi/m3

Air Sample Results

8S1 Target Range(542714011) - AC	1-May-21	Iodine-131	1.13E-02	1.15E-02	1.32E-02	pCi/m3
8S1 Target Range(543541011) - AC	8-May-21	Iodine-131	-3.15E-03	1.36E-02	8.93E-03	pCi/m3
8S1 Target Range(544179011) - AC	15-May-21	Iodine-131	-7.02E-04	6.71E-03	4.11E-03	pCi/m3
8S1 Target Range(544763011) - AC	22-May-21	Iodine-131	4.06E-03	1.62E-02	8.93E-03	pCi/m3
8S1 Target Range(545393011) - AC	29-May-21	Iodine-131	6.25E-03	2.48E-02	1.35E-02	pCi/m3
8S1 Target Range(546108011) - AC	5-Jun-21	Iodine-131	7.35E-03	1.47E-02	7.71E-03	pCi/m3
8S1 Target Range(546499011) - AC	12-Jun-21	Iodine-131	1.39E-03	7.80E-03	4.32E-03	pCi/m3
8S1 Target Range(547342011) - AC	19-Jun-21	Iodine-131	-2.51E-03	8.61E-03	5.95E-03	pCi/m3
8S1 Target Range(547774011) - AC	26-Jun-21	Iodine-131	-1.92E-03	8.53E-03	5.61E-03	pCi/m3
8S1 Target Range(548921011) - AC	4-Jul-21	Iodine-131	-3.27E-03	5.68E-03	4.38E-03	pCi/m3
8S1 Target Range(548928011) - AC	11-Jul-21	Iodine-131	-1.72E-03	6.49E-03	4.59E-03	pCi/m3
8S1 Target Range(549378011) - AC	17-Jul-21	Iodine-131	-9.12E-04	6.73E-03	4.22E-03	pCi/m3
8S1 Target Range(550005011) - AC	25-Jul-21	Iodine-131	1.45E-03	8.97E-03	5.23E-03	pCi/m3
8S1 Target Range(550639011) - AC	1-Aug-21	Iodine-131	-4.53E-03	8.45E-03	6.68E-03	pCi/m3
8S1 Target Range(552193011) - AC	7-Aug-21	Iodine-131	-1.81E-03	1.05E-02	6.70E-03	pCi/m3
8S1 Target Range(552198011) - AC	14-Aug-21	Iodine-131	1.44E-03	8.31E-03	4.86E-03	pCi/m3
8S1 Target Range(553263011) - AC	21-Aug-21	Iodine-131	7.14E-04	1.02E-02	6.09E-03	pCi/m3
8S1 Target Range(553498011) - AC	28-Aug-21	Iodine-131	1.67E-03	1.49E-02	8.38E-03	pCi/m3
8S1 Target Range(555509011) - AC	4-Sep-21	Iodine-131	1.09E-02	2.13E-02	1.34E-02	pCi/m3
8S1 Target Range(555390011) - AC	11-Sep-21	Iodine-131	4.72E-03	1.08E-02	5.89E-03	pCi/m3
8S1 Target Range(556242011) - AC	18-Sep-21	Iodine-131	7.79E-04	6.99E-03	4.14E-03	pCi/m3
8S1 Target Range(556927011) - AC	25-Sep-21	Iodine-131	-8.73E-04	8.64E-03	5.32E-03	pCi/m3
8S1 Target Range(557550011) - AC	2-Oct-21	Iodine-131	-7.40E-03	1.45E-02	1.24E-02	pCi/m3
8S1 Target Range(558462011) - AC	9-Oct-21	Iodine-131	-1.31E-03	8.97E-03	5.69E-03	pCi/m3
8S1 Target Range(559199011) - AC	16-Oct-21	Iodine-131	-1.03E-03	8.67E-03	5.27E-03	pCi/m3
8S1 Target Range(559947011) - AC	23-Oct-21	Iodine-131	-1.65E-03	1.38E-02	9.40E-03	pCi/m3
8S1 Target Range(560662011) - AC	30-Oct-21	Iodine-131	2.91E-03	1.26E-02	6.96E-03	pCi/m3
8S1 Target Range(561359011) - AC	6-Nov-21	Iodine-131	5.55E-04	8.25E-03	4.70E-03	pCi/m3
8S1 Target Range(562118011) - AC	13-Nov-21	Iodine-131	-1.84E-03	7.36E-03	4.58E-03	pCi/m3
8S1 Target Range(562868011) - AC	20-Nov-21	Iodine-131	1.78E-03	7.83E-03	4.30E-03	pCi/m3
8S1 Target Range(563354011) - AC	27-Nov-21	Iodine-131	-6.88E-04	8.45E-03	5.11E-03	pCi/m3
8S1 Target Range(564002011) - AC	5-Dec-21	Iodine-131	2.45E-03	9.09E-03	5.24E-03	pCi/m3
8S1 Target Range(564761011) - AC	12-Dec-21	Iodine-131	1.01E-03	6.65E-03	3.91E-03	pCi/m3
8S1 Target Range(565497011) - AC	18-Dec-21	Iodine-131	7.48E-04	8.55E-03	5.00E-03	pCi/m3

Air Sample Results

8S1 Target Range(565929011) - AC	25-Dec-21	Iodine-131	3.07E-03	1.67E-02	9.18E-03	pCi/m3
----------------------------------	-----------	------------	----------	----------	----------	--------

8S1 Target Range

AC14

Sample Name	Date Collected	Nuclide	Result	MDC	2 Sigma TPU	Units
8S1 Target Range(531169012) - AC14	2-Jan-21	Carbon-14	-7.72E-08	1.10E-07	6.41E-08	uCi/m3
8S1 Target Range(531664016) - AC14	9-Jan-21	Carbon-14	3.73E-08	1.25E-07	7.50E-08	uCi/m3
8S1 Target Range(531711012) - AC14	16-Jan-21	Carbon-14	1.49E-08	1.02E-07	6.10E-08	uCi/m3
8S1 Target Range(532387012) - AC14	23-Jan-21	Carbon-14	-2.15E-08	1.22E-07	7.25E-08	uCi/m3
8S1 Target Range(533988010) - AC14	30-Jan-21	Carbon-14	5.67E-09	8.98E-08	5.36E-08	uCi/m3
8S1 Target Range(534289012) - AC14	6-Feb-21	Carbon-14	7.98E-09	1.03E-07	6.16E-08	uCi/m3
8S1 Target Range(534516014) - AC14	13-Feb-21	Carbon-14	2.77E-08	1.07E-07	6.45E-08	uCi/m3
8S1 Target Range(535384012) - AC14	20-Feb-21	Carbon-14	7.93E-08	1.05E-07	6.38E-08	uCi/m3
8S1 Target Range(535390013) - AC14	27-Feb-21	Carbon-14	9.12E-08	1.02E-07	6.26E-08	uCi/m3
8S1 Target Range(537221010) - AC14	6-Mar-21	Carbon-14	1.16E-07	1.21E-07	7.43E-08	uCi/m3
8S1 Target Range(538236010) - AC14	13-Mar-21	Carbon-14	8.34E-08	9.55E-08	5.86E-08	uCi/m3
8S1 Target Range(538482014) - AC14	20-Mar-21	Carbon-14	5.62E-08	1.54E-07	9.34E-08	uCi/m3
8S1 Target Range(538491005) - AC14	27-Mar-21	Carbon-14	2.07E-07	1.02E-07	6.49E-08	uCi/m3
8S1 Target Range(539118016) - AC14	3-Apr-21	Carbon-14	7.42E-08	1.20E-07	7.28E-08	uCi/m3
8S1 Target Range(540194014) - AC14	10-Apr-21	Carbon-14	3.82E-08	9.09E-08	5.49E-08	uCi/m3
8S1 Target Range(541232013) - AC14	17-Apr-21	Carbon-14	1.16E-07	1.20E-07	7.38E-08	uCi/m3
8S1 Target Range(541392013) - AC14	23-Apr-21	Carbon-14	6.02E-08	1.03E-07	6.23E-08	uCi/m3
8S1 Target Range(542714013) - AC14	1-May-21	Carbon-14	3.64E-08	1.06E-07	6.39E-08	uCi/m3
8S1 Target Range(543541013) - AC14	8-May-21	Carbon-14	9.02E-08	1.41E-07	8.56E-08	uCi/m3
8S1 Target Range(544179013) - AC14	15-May-21	Carbon-14	5.36E-09	1.07E-07	6.38E-08	uCi/m3
8S1 Target Range(544763013) - AC14	22-May-21	Carbon-14	8.25E-08	1.21E-07	7.34E-08	uCi/m3
8S1 Target Range(545393013) - AC14	29-May-21	Carbon-14	6.62E-08	1.22E-07	7.38E-08	uCi/m3
8S1 Target Range(546108013) - AC14	5-Jun-21	Carbon-14	5.32E-08	1.43E-07	8.58E-08	uCi/m3
8S1 Target Range(546499013) - AC14	12-Jun-21	Carbon-14	8.38E-08	1.06E-07	6.43E-08	uCi/m3
8S1 Target Range(547342013) - AC14	19-Jun-21	Carbon-14	1.23E-08	1.21E-07	7.24E-08	uCi/m3
8S1 Target Range(547774013) - AC14	26-Jun-21	Carbon-14	1.18E-07	1.20E-07	7.34E-08	uCi/m3
8S1 Target Range(548921013) - AC14	4-Jul-21	Carbon-14	2.30E-08	1.12E-07	6.73E-08	uCi/m3
8S1 Target Range(548928013) - AC14	11-Jul-21	Carbon-14	-2.30E-08	1.13E-07	6.70E-08	uCi/m3
8S1 Target Range(549378013) - AC14	17-Jul-21	Carbon-14	-6.71E-08	1.15E-07	6.71E-08	uCi/m3

Air Sample Results

8S1 Target Range(550005013) - AC14	25-Jul-21	Carbon-14	7.68E-08	1.06E-07	6.42E-08	uCi/m3
8S1 Target Range(550639013) - AC14	1-Aug-21	Carbon-14	2.32E-08	1.38E-07	8.30E-08	uCi/m3
8S1 Target Range(552193013) - AC14	7-Aug-21	Carbon-14	-6.19E-09	3.23E-07	1.92E-07	uCi/m3
8S1 Target Range(552198013) - AC14	14-Aug-21	Carbon-14	1.02E-07	1.21E-07	7.40E-08	uCi/m3
8S1 Target Range(553263013) - AC14	21-Aug-21	Carbon-14	9.27E-08	2.45E-07	1.51E-07	uCi/m3
8S1 Target Range(553498013) - AC14	28-Aug-21	Carbon-14	-8.17E-08	2.75E-07	1.62E-07	uCi/m3
8S1 Target Range(555509013) - AC14	4-Sep-21	Carbon-14	-2.91E-08	3.27E-07	1.94E-07	uCi/m3
8S1 Target Range(555390013) - AC14	11-Sep-21	Carbon-14	1.71E-07	2.80E-07	1.68E-07	uCi/m3
8S1 Target Range(556242013) - AC14	18-Sep-21	Carbon-14	2.14E-08	2.52E-07	1.51E-07	uCi/m3
8S1 Target Range(556927013) - AC14	25-Sep-21	Carbon-14	-9.11E-08	2.64E-07	1.54E-07	uCi/m3
8S1 Target Range(557550013) - AC14	2-Oct-21	Carbon-14	1.25E-07	3.12E-07	1.90E-07	uCi/m3
8S1 Target Range(558462013) - AC14	9-Oct-21	Carbon-14	1.48E-07	2.10E-07	1.30E-07	uCi/m3
8S1 Target Range(559199013) - AC14	16-Oct-21	Carbon-14	2.34E-07	2.38E-07	1.50E-07	uCi/m3
8S1 Target Range(559947013) - AC14	23-Oct-21	Carbon-14	5.29E-08	2.46E-07	1.48E-07	uCi/m3
8S1 Target Range(560662013) - AC14	30-Oct-21	Carbon-14	1.35E-07	2.60E-07	1.59E-07	uCi/m3
8S1 Target Range(561359013) - AC14	6-Nov-21	Carbon-14	2.37E-08	2.48E-07	1.49E-07	uCi/m3
8S1 Target Range(562118013) - AC14	13-Nov-21	Carbon-14	1.25E-07	2.62E-07	1.60E-07	uCi/m3
8S1 Target Range(562868013) - AC14	20-Nov-21	Carbon-14	8.61E-08	3.82E-07	2.30E-07	uCi/m3
8S1 Target Range(563354013) - AC14	28-Nov-21	Carbon-14	-1.70E-07	3.57E-07	2.07E-07	uCi/m3
8S1 Target Range(564002013) - AC14	5-Dec-21	Carbon-14	3.35E-08	2.29E-07	1.38E-07	uCi/m3
8S1 Target Range(564761013) - AC14	12-Dec-21	Carbon-14	5.55E-08	2.31E-07	1.39E-07	uCi/m3
8S1 Target Range(565497013) - AC14	18-Dec-21	Carbon-14	-1.21E-08	2.40E-07	1.43E-07	uCi/m3
8S1 Target Range(565929013) - AC14	25-Dec-21	Carbon-14	-4.19E-08	2.37E-07	1.40E-07	uCi/m3

8S1 Target Range

AP

Sample Name	Date Collected	Nuclide	Result	MDC	2 Sigma TPU	Units
8S1 Target Range(531169011) - AP	2-Jan-21	BETA	1.51E-02	2.00E-03	1.01E-02	pCi/m3
8S1 Target Range(531664013) - AP	9-Jan-21	BETA	2.36E-02	2.65E-03	1.36E-02	pCi/m3
8S1 Target Range(531711011) - AP	16-Jan-21	BETA	3.61E-02	2.05E-03	1.22E-02	pCi/m3
8S1 Target Range(532387011) - AP	23-Jan-21	BETA	1.43E-02	2.41E-03	1.36E-02	pCi/m3
8S1 Target Range(533988005) - AP	30-Jan-21	BETA	1.05E-02	2.05E-03	9.92E-03	pCi/m3
8S1 Target Range(534289011) - AP	6-Feb-21	BETA	2.21E-02	2.32E-03	1.10E-02	pCi/m3
8S1 Target Range(534516011) - AP	13-Feb-21	BETA	7.93E-03	2.11E-03	1.06E-02	pCi/m3

Air Sample Results

8S1 Target Range(540519006) - AP	13-Feb-21	Cesium-134	2.68E-05	6.01E-04	3.44E-04	pCi/m3
8S1 Target Range(540519006) - AP	13-Feb-21	Cesium-137	0.00E+00	5.20E-04	0.00E+00	pCi/m3
8S1 Target Range(535384011) - AP	20-Feb-21	BETA	1.42E-02	2.18E-03	1.12E-02	pCi/m3
8S1 Target Range(535390010) - AP	27-Feb-21	BETA	2.28E-02	2.02E-03	1.12E-02	pCi/m3
8S1 Target Range(537221005) - AP	6-Mar-21	BETA	1.90E-02	2.55E-03	1.23E-02	pCi/m3
8S1 Target Range(538236005) - AP	13-Mar-21	BETA	9.81E-03	2.00E-03	9.74E-03	pCi/m3
8S1 Target Range(538482013) - AP	20-Mar-21	BETA	1.18E-02	2.12E-03	1.14E-02	pCi/m3
8S1 Target Range(538491004) - AP	27-Mar-21	BETA	1.58E-02	2.23E-03	1.12E-02	pCi/m3
8S1 Target Range(539118013) - AP	3-Apr-21	BETA	3.09E-02	2.50E-03	1.17E-02	pCi/m3
8S1 Target Range(540194013) - AP	10-Apr-21	BETA	1.45E-02	2.00E-03	9.13E-03	pCi/m3
8S1 Target Range(541232012) - AP	17-Apr-21	BETA	1.99E-02	2.62E-03	1.28E-02	pCi/m3
8S1 Target Range(541392012) - AP	23-Apr-21	BETA	7.83E-03	2.40E-03	1.04E-02	pCi/m3
8S1 Target Range(542714012) - AP	1-May-21	BETA	5.58E-03	2.03E-03	8.56E-03	pCi/m3
8S1 Target Range(543541012) - AP	8-May-21	BETA	5.50E-03	3.06E-03	1.37E-02	pCi/m3
8S1 Target Range(544179012) - AP	15-May-21	BETA	7.89E-03	1.93E-03	8.23E-03	pCi/m3
8S1 Target Range(550067005) - AP	15-May-21	Cesium-134	6.14E-04	8.64E-04	4.73E-04	pCi/m3
8S1 Target Range(550067005) - AP	15-May-21	Cesium-137	3.51E-04	6.69E-04	3.60E-04	pCi/m3
8S1 Target Range(544763012) - AP	22-May-21	BETA	1.05E-02	2.15E-03	1.11E-02	pCi/m3
8S1 Target Range(545393012) - AP	29-May-21	BETA	6.85E-03	2.32E-03	1.03E-02	pCi/m3
8S1 Target Range(546108012) - AP	5-Jun-21	BETA	5.63E-03	2.51E-03	1.27E-02	pCi/m3
8S1 Target Range(546499012) - AP	12-Jun-21	BETA	6.42E-03	1.96E-03	8.92E-03	pCi/m3
8S1 Target Range(547342012) - AP	19-Jun-21	BETA	4.86E-03	2.22E-03	1.03E-02	pCi/m3
8S1 Target Range(547774012) - AP	26-Jun-21	BETA	3.56E-03	2.21E-03	1.03E-02	pCi/m3
8S1 Target Range(548921012) - AP	4-Jul-21	BETA	7.39E-03	2.23E-03	9.94E-03	pCi/m3
8S1 Target Range(548928012) - AP	11-Jul-21	BETA	9.05E-03	2.14E-03	1.04E-02	pCi/m3
8S1 Target Range(549378012) - AP	17-Jul-21	BETA	6.34E-03	2.24E-03	1.10E-02	pCi/m3
8S1 Target Range(550005012) - AP	25-Jul-21	BETA	1.22E-02	2.49E-03	1.14E-02	pCi/m3
8S1 Target Range(550639012) - AP	1-Aug-21	BETA	1.57E-02	2.01E-03	1.21E-02	pCi/m3
8S1 Target Range(552193012) - AP	7-Aug-21	BETA	4.39E-03	2.06E-03	1.18E-02	pCi/m3
8S1 Target Range(552198012) - AP	14-Aug-21	BETA	1.32E-02	2.10E-03	1.16E-02	pCi/m3
8S1 Target Range(559874005) - AP	15-Aug-21	Cesium-134	2.13E-04	4.29E-04	2.35E-04	pCi/m3
8S1 Target Range(559874005) - AP	15-Aug-21	Cesium-137	-5.71E-05	3.75E-04	2.30E-04	pCi/m3
8S1 Target Range(553263012) - AP	21-Aug-21	BETA	1.12E-02	2.11E-03	1.17E-02	pCi/m3
8S1 Target Range(553498012) - AP	28-Aug-21	BETA	1.51E-02	2.06E-03	1.18E-02	pCi/m3

Air Sample Results

8S1 Target Range(555509012) - AP	4-Sep-21	BETA	2.25E-02	2.12E-03	1.23E-02	pCi/m3
8S1 Target Range(555390012) - AP	11-Sep-21	BETA	1.36E-02	2.37E-03	1.42E-02	pCi/m3
8S1 Target Range(556242012) - AP	18-Sep-21	BETA	1.85E-02	2.10E-03	1.10E-02	pCi/m3
8S1 Target Range(556927012) - AP	25-Sep-21	BETA	2.18E-02	1.98E-03	1.22E-02	pCi/m3
8S1 Target Range(557550012) - AP	2-Oct-21	BETA	1.98E-02	2.87E-03	1.49E-02	pCi/m3
8S1 Target Range(558462012) - AP	9-Oct-21	BETA	1.79E-02	1.79E-03	1.06E-02	pCi/m3
8S1 Target Range(559199012) - AP	16-Oct-21	BETA	2.96E-02	2.06E-03	1.13E-02	pCi/m3
8S1 Target Range(559947012) - AP	23-Oct-21	BETA	8.82E-03	1.95E-03	1.10E-02	pCi/m3
8S1 Target Range(560662012) - AP	30-Oct-21	BETA	9.93E-03	2.08E-03	1.08E-02	pCi/m3
8S1 Target Range(561359012) - AP	6-Nov-21	BETA	1.67E-02	2.00E-03	1.13E-02	pCi/m3
8S1 Target Range(562118012) - AP	13-Nov-21	BETA	3.56E-02	2.04E-03	1.18E-02	pCi/m3
8S1 Target Range(567610005) - AP	13-Nov-21	Cesium-134	-1.94E-04	2.88E-04	2.59E-04	pCi/m3
8S1 Target Range(567610005) - AP	13-Nov-21	Cesium-137	-3.99E-06	3.16E-04	2.10E-04	pCi/m3
8S1 Target Range(562868012) - AP	20-Nov-21	BETA	4.85E-02	2.10E-03	1.18E-02	pCi/m3
8S1 Target Range(563354012) - AP	27-Nov-21	BETA	7.81E-02	2.47E-03	1.27E-02	pCi/m3
8S1 Target Range(564002012) - AP	5-Dec-21	BETA	7.81E-02	1.97E-03	1.26E-02	pCi/m3
8S1 Target Range(564761012) - AP	12-Dec-21	BETA	2.51E-02	2.17E-03	1.13E-02	pCi/m3
8S1 Target Range(565497012) - AP	18-Dec-21	BETA	3.03E-02	2.21E-03	1.24E-02	pCi/m3
8S1 Target Range(565929012) - AP	25-Dec-21	BETA	8.32E-03	2.04E-03	1.16E-02	pCi/m3

8S2 SW Site Boundary

AC

Sample Name	Date Collected	Nuclide	Result	MDC	2 Sigma TPU	Units
8S2 SW Site Boundary(531169006) - AC	2-Jan-21	Iodine-131	-1.41E-04	7.74E-03	4.73E-03	pCi/m3
8S2 SW Site Boundary(531664010) - AC	9-Jan-21	Iodine-131	5.82E-04	1.15E-02	6.47E-03	pCi/m3
8S2 SW Site Boundary(531711006) - AC	16-Jan-21	Iodine-131	2.61E-03	9.28E-03	5.08E-03	pCi/m3
8S2 SW Site Boundary(532387006) - AC	23-Jan-21	Iodine-131	1.15E-03	8.34E-03	4.84E-03	pCi/m3
8S2 SW Site Boundary(533988016) - AC	30-Jan-21	Iodine-131	6.01E-03	1.12E-02	6.16E-03	pCi/m3
8S2 SW Site Boundary(534289006) - AC	6-Feb-21	Iodine-131	9.62E-03	1.64E-02	9.16E-03	pCi/m3
8S2 SW Site Boundary(534516006) - AC	13-Feb-21	Iodine-131	-1.31E-03	8.96E-03	6.05E-03	pCi/m3
8S2 SW Site Boundary(535384006) - AC	20-Feb-21	Iodine-131	-1.46E-03	8.06E-03	4.99E-03	pCi/m3
8S2 SW Site Boundary(535390005) - AC	27-Feb-21	Iodine-131	-1.85E-03	8.01E-03	5.11E-03	pCi/m3
8S2 SW Site Boundary(537221016) - AC	6-Mar-21	Iodine-131	-9.04E-04	6.89E-03	4.18E-03	pCi/m3
8S2 SW Site Boundary(538236016) - AC	13-Mar-21	Iodine-131	-2.02E-03	7.41E-03	5.38E-03	pCi/m3

Air Sample Results

8S2 SW Site Boundary(538482009) - AC	20-Mar-21	Iodine-131	1.44E-03	8.81E-03	5.20E-03	pCi/m3
8S2 SW Site Boundary(538491011) - AC	27-Mar-21	Iodine-131	3.04E-03	1.36E-02	8.43E-03	pCi/m3
8S2 SW Site Boundary(539118008) - AC	3-Apr-21	Iodine-131	-1.52E-03	7.59E-03	4.86E-03	pCi/m3
8S2 SW Site Boundary(540194008) - AC	10-Apr-21	Iodine-131	-2.31E-03	9.21E-03	6.18E-03	pCi/m3
8S2 SW Site Boundary(541232014) - AC	17-Apr-21	Iodine-131	-1.18E-03	1.66E-02	9.70E-03	pCi/m3
8S2 SW Site Boundary(541392014) - AC	23-Apr-21	Iodine-131	-3.25E-03	6.00E-03	4.66E-03	pCi/m3
8S2 SW Site Boundary(542714014) - AC	1-May-21	Iodine-131	-8.02E-03	1.73E-02	1.29E-02	pCi/m3
8S2 SW Site Boundary(543541014) - AC	8-May-21	Iodine-131	-3.04E-03	1.10E-02	7.15E-03	pCi/m3
8S2 SW Site Boundary(544179014) - AC	15-May-21	Iodine-131	3.56E-03	8.10E-03	8.43E-03	pCi/m3
8S2 SW Site Boundary(544763014) - AC	22-May-21	Iodine-131	-4.12E-03	1.51E-02	9.41E-03	pCi/m3
8S2 SW Site Boundary(545393014) - AC	29-May-21	Iodine-131	5.56E-03	1.54E-02	8.54E-03	pCi/m3
8S2 SW Site Boundary(546108014) - AC	5-Jun-21	Iodine-131	8.90E-03	1.75E-02	1.07E-02	pCi/m3
8S2 SW Site Boundary(546499014) - AC	12-Jun-21	Iodine-131	-5.77E-04	7.34E-03	4.76E-03	pCi/m3
8S2 SW Site Boundary(547342014) - AC	19-Jun-21	Iodine-131	-1.73E-03	1.14E-02	6.93E-03	pCi/m3
8S2 SW Site Boundary(547774014) - AC	26-Jun-21	Iodine-131	-1.01E-03	7.35E-03	4.47E-03	pCi/m3
8S2 SW Site Boundary(548921014) - AC	3-Jul-21	Iodine-131	1.06E-03	1.13E-02	6.60E-03	pCi/m3
8S2 SW Site Boundary(548928014) - AC	10-Jul-21	Iodine-131	-1.49E-03	6.91E-03	4.52E-03	pCi/m3
8S2 SW Site Boundary(549378014) - AC	17-Jul-21	Iodine-131	3.59E-03	1.15E-02	6.51E-03	pCi/m3
8S2 SW Site Boundary(550005014) - AC	24-Jul-21	Iodine-131	1.03E-03	9.91E-03	5.58E-03	pCi/m3
8S2 SW Site Boundary(550639014) - AC	31-Jul-21	Iodine-131	1.92E-03	1.06E-02	6.21E-03	pCi/m3
8S2 SW Site Boundary(552193014) - AC	7-Aug-21	Iodine-131	4.97E-04	1.17E-02	7.38E-03	pCi/m3
8S2 SW Site Boundary(552198014) - AC	14-Aug-21	Iodine-131	-3.42E-03	7.46E-03	5.37E-03	pCi/m3
8S2 SW Site Boundary(553263014) - AC	21-Aug-21	Iodine-131	4.61E-03	1.14E-02	6.32E-03	pCi/m3
8S2 SW Site Boundary(553498014) - AC	28-Aug-21	Iodine-131	2.41E-04	7.80E-03	5.00E-03	pCi/m3
8S2 SW Site Boundary(555509014) - AC	4-Sep-21	Iodine-131	-2.19E-03	1.58E-02	9.62E-03	pCi/m3
8S2 SW Site Boundary(555390014) - AC	11-Sep-21	Iodine-131	-8.52E-03	1.56E-02	1.13E-02	pCi/m3
8S2 SW Site Boundary(556242014) - AC	18-Sep-21	Iodine-131	3.80E-04	7.98E-03	4.70E-03	pCi/m3
8S2 SW Site Boundary(556927014) - AC	25-Sep-21	Iodine-131	-1.00E-03	6.78E-03	4.14E-03	pCi/m3
8S2 SW Site Boundary(557550014) - AC	2-Oct-21	Iodine-131	3.19E-03	1.67E-02	9.52E-03	pCi/m3
8S2 SW Site Boundary(558462014) - AC	9-Oct-21	Iodine-131	3.53E-03	8.91E-03	4.87E-03	pCi/m3
8S2 SW Site Boundary(559199014) - AC	16-Oct-21	Iodine-131	-5.80E-04	9.58E-03	5.75E-03	pCi/m3
8S2 SW Site Boundary(559947014) - AC	23-Oct-21	Iodine-131	4.29E-05	1.05E-02	6.21E-03	pCi/m3
8S2 SW Site Boundary(560662014) - AC	30-Oct-21	Iodine-131	-5.66E-03	1.07E-02	7.92E-03	pCi/m3
8S2 SW Site Boundary(561359014) - AC	6-Nov-21	Iodine-131	-3.60E-03	8.78E-03	6.16E-03	pCi/m3

Air Sample Results

8S2 SW Site Boundary(562118014) - AC	13-Nov-21	Iodine-131	2.19E-03	9.30E-03	5.65E-03	pCi/m3
8S2 SW Site Boundary(562868014) - AC	20-Nov-21	Iodine-131	2.98E-03	8.57E-03	1.08E-02	pCi/m3
8S2 SW Site Boundary(563354014) - AC	27-Nov-21	Iodine-131	-1.75E-03	1.09E-02	7.38E-03	pCi/m3
8S2 SW Site Boundary(564002014) - AC	4-Dec-21	Iodine-131	2.70E-03	8.35E-03	4.48E-03	pCi/m3
8S2 SW Site Boundary(564761014) - AC	11-Dec-21	Iodine-131	5.01E-04	7.92E-03	4.71E-03	pCi/m3
8S2 SW Site Boundary(565497014) - AC	18-Dec-21	Iodine-131	-4.97E-04	5.67E-03	3.35E-03	pCi/m3
8S2 SW Site Boundary(565929014) - AC	25-Dec-21	Iodine-131	5.80E-03	1.46E-02	8.00E-03	pCi/m3

8S2 SW Site Boundary

AP

Sample Name	Date Collected	Nuclide	Result	MDC	2 Sigma TPU	Units
8S2 SW Site Boundary(531169007) - AP	2-Jan-21	BETA	1.85E-02	1.97E-03	1.03E-02	pCi/m3
8S2 SW Site Boundary(531664011) - AP	9-Jan-21	BETA	2.52E-02	2.31E-03	1.18E-02	pCi/m3
8S2 SW Site Boundary(531711007) - AP	16-Jan-21	BETA	4.04E-02	2.21E-03	1.24E-02	pCi/m3
8S2 SW Site Boundary(532387007) - AP	23-Jan-21	BETA	1.27E-02	2.52E-03	1.34E-02	pCi/m3
8S2 SW Site Boundary(533988006) - AP	30-Jan-21	BETA	6.39E-03	2.02E-03	9.86E-03	pCi/m3
8S2 SW Site Boundary(534289007) - AP	6-Feb-21	BETA	2.31E-02	2.39E-03	1.12E-02	pCi/m3
8S2 SW Site Boundary(534516007) - AP	13-Feb-21	BETA	8.75E-03	2.44E-03	1.07E-02	pCi/m3
8S2 SW Site Boundary(540519007) - AP	13-Feb-21	Cesium-134	1.53E-04	4.77E-04	2.36E-04	pCi/m3
8S2 SW Site Boundary(540519007) - AP	13-Feb-21	Cesium-137	1.96E-05	5.69E-04	3.30E-04	pCi/m3
8S2 SW Site Boundary(535384007) - AP	20-Feb-21	BETA	1.41E-02	2.15E-03	1.15E-02	pCi/m3
8S2 SW Site Boundary(535390006) - AP	27-Feb-21	BETA	2.12E-02	2.29E-03	1.11E-02	pCi/m3
8S2 SW Site Boundary(537221006) - AP	6-Mar-21	BETA	1.99E-02	2.69E-03	1.28E-02	pCi/m3
8S2 SW Site Boundary(538236006) - AP	13-Mar-21	BETA	1.16E-02	1.91E-03	9.69E-03	pCi/m3
8S2 SW Site Boundary(538482008) - AP	20-Mar-21	BETA	9.64E-03	2.28E-03	1.15E-02	pCi/m3
8S2 SW Site Boundary(538491012) - AP	27-Mar-21	BETA	1.69E-02	2.06E-03	1.09E-02	pCi/m3
8S2 SW Site Boundary(539118009) - AP	3-Apr-21	BETA	3.01E-02	2.52E-03	1.18E-02	pCi/m3
8S2 SW Site Boundary(540194009) - AP	10-Apr-21	BETA	1.68E-02	1.94E-03	8.99E-03	pCi/m3
8S2 SW Site Boundary(541232015) - AP	17-Apr-21	BETA	2.12E-02	2.64E-03	1.29E-02	pCi/m3
8S2 SW Site Boundary(541392015) - AP	23-Apr-21	BETA	1.22E-02	2.15E-03	1.02E-02	pCi/m3
8S2 SW Site Boundary(542714015) - AP	1-May-21	BETA	1.36E-02	2.03E-03	8.69E-03	pCi/m3
8S2 SW Site Boundary(543541015) - AP	8-May-21	BETA	3.27E-03	2.57E-03	1.32E-02	pCi/m3
8S2 SW Site Boundary(544179015) - AP	15-May-21	BETA	6.57E-03	1.85E-03	8.05E-03	pCi/m3
8S2 SW Site Boundary(550067006) - AP	15-May-21	Cesium-134	-1.91E-04	5.21E-04	3.72E-04	pCi/m3

Air Sample Results

8S2 SW Site Boundary(550067006) - AP	15-May-21	Cesium-137	1.25E-04	6.09E-04	3.29E-04	pCi/m3
8S2 SW Site Boundary(544763015) - AP	22-May-21	BETA	6.64E-03	2.12E-03	1.09E-02	pCi/m3
8S2 SW Site Boundary(545393015) - AP	29-May-21	BETA	6.32E-03	2.32E-03	1.04E-02	pCi/m3
8S2 SW Site Boundary(546108015) - AP	5-Jun-21	BETA	3.56E-03	2.76E-03	1.29E-02	pCi/m3
8S2 SW Site Boundary(546499015) - AP	12-Jun-21	BETA	9.05E-03	1.78E-03	8.66E-03	pCi/m3
8S2 SW Site Boundary(547342015) - AP	19-Jun-21	BETA	4.29E-03	2.36E-03	1.06E-02	pCi/m3
8S2 SW Site Boundary(547774015) - AP	26-Jun-21	BETA	2.30E-03	2.28E-03	1.04E-02	pCi/m3
8S2 SW Site Boundary(548921015) - AP	3-Jul-21	BETA	2.69E-03	2.16E-03	1.01E-02	pCi/m3
8S2 SW Site Boundary(548928015) - AP	10-Jul-21	BETA	5.17E-03	2.34E-03	1.04E-02	pCi/m3
8S2 SW Site Boundary(549378015) - AP	17-Jul-21	BETA	6.46E-03	2.33E-03	1.10E-02	pCi/m3
8S2 SW Site Boundary(550005015) - AP	24-Jul-21	BETA	1.36E-02	1.98E-03	1.12E-02	pCi/m3
8S2 SW Site Boundary(550639015) - AP	31-Jul-21	BETA	1.42E-02	2.58E-03	1.22E-02	pCi/m3
8S2 SW Site Boundary(552193015) - AP	7-Aug-21	BETA	5.44E-03	2.01E-03	1.19E-02	pCi/m3
8S2 SW Site Boundary(552198015) - AP	14-Aug-21	BETA	1.24E-02	2.43E-03	1.16E-02	pCi/m3
8S2 SW Site Boundary(559874006) - AP	14-Aug-21	Cesium-134	2.71E-04	4.96E-04	2.73E-04	pCi/m3
8S2 SW Site Boundary(559874006) - AP	14-Aug-21	Cesium-137	8.14E-05	3.43E-04	1.96E-04	pCi/m3
8S2 SW Site Boundary(553263015) - AP	21-Aug-21	BETA	1.60E-02	2.15E-03	1.20E-02	pCi/m3
8S2 SW Site Boundary(553498015) - AP	28-Aug-21	BETA	1.57E-02	2.50E-03	1.22E-02	pCi/m3
8S2 SW Site Boundary(555509015) - AP	4-Sep-21	BETA	2.20E-02	2.11E-03	1.23E-02	pCi/m3
8S2 SW Site Boundary(555390015) - AP	11-Sep-21	BETA	1.20E-02	2.35E-03	1.43E-02	pCi/m3
8S2 SW Site Boundary(556242015) - AP	18-Sep-21	BETA	1.87E-02	1.88E-03	1.11E-02	pCi/m3
8S2 SW Site Boundary(556927015) - AP	25-Sep-21	BETA	1.87E-02	2.31E-03	1.20E-02	pCi/m3
8S2 SW Site Boundary(557550015) - AP	2-Oct-21	BETA	1.83E-02	2.67E-03	1.53E-02	pCi/m3
8S2 SW Site Boundary(558462015) - AP	9-Oct-21	BETA	1.80E-02	2.05E-03	1.08E-02	pCi/m3
8S2 SW Site Boundary(559199015) - AP	16-Oct-21	BETA	3.37E-02	2.18E-03	1.17E-02	pCi/m3
8S2 SW Site Boundary(559947015) - AP	23-Oct-21	BETA	1.24E-02	2.05E-03	1.09E-02	pCi/m3
8S2 SW Site Boundary(560662015) - AP	30-Oct-21	BETA	1.24E-02	2.44E-03	1.12E-02	pCi/m3
8S2 SW Site Boundary(561359015) - AP	6-Nov-21	BETA	1.52E-02	2.19E-03	1.08E-02	pCi/m3
8S2 SW Site Boundary(562118015) - AP	13-Nov-21	BETA	3.78E-02	2.12E-03	1.18E-02	pCi/m3
8S2 SW Site Boundary(567610006) - AP	13-Nov-21	Cesium-134	1.45E-04	4.39E-04	2.40E-04	pCi/m3
8S2 SW Site Boundary(567610006) - AP	13-Nov-21	Cesium-137	-7.02E-05	3.42E-04	2.56E-04	pCi/m3
8S2 SW Site Boundary(562868015) - AP	20-Nov-21	BETA	4.71E-02	1.99E-03	1.17E-02	pCi/m3
8S2 SW Site Boundary(563354015) - AP	27-Nov-21	BETA	7.92E-02	2.08E-03	1.27E-02	pCi/m3
8S2 SW Site Boundary(564002015) - AP	4-Dec-21	BETA	7.14E-02	2.49E-03	1.26E-02	pCi/m3

Air Sample Results

8S2 SW Site Boundary(564761015) - AP	11-Dec-21	BETA	2.62E-02	2.08E-03	1.12E-02	pCi/m3
8S2 SW Site Boundary(565497015) - AP	18-Dec-21	BETA	2.45E-02	2.26E-03	1.25E-02	pCi/m3
8S2 SW Site Boundary(565929015) - AP	25-Dec-21	BETA	1.28E-02	2.14E-03	1.17E-02	pCi/m3

MT1 Meteorological Tower

AC

Sample Name	Date Collected	Nuclide	Result	MDC	2 Sigma TPU	Units
MT1 Meteorological Tower(531169008) - AC	2-Jan-21	Iodine-131	5.15E-04	6.58E-03	3.73E-03	pCi/m3
MT1 Meteorological Tower(531664014) - AC	9-Jan-21	Iodine-131	-2.17E-03	6.65E-03	4.47E-03	pCi/m3
MT1 Meteorological Tower(531711008) - AC	16-Jan-21	Iodine-131	-4.08E-03	2.64E-03	3.55E-03	pCi/m3
MT1 Meteorological Tower(532387008) - AC	23-Jan-21	Iodine-131	3.03E-03	9.18E-03	5.23E-03	pCi/m3
MT1 Meteorological Tower(533988017) - AC	30-Jan-21	Iodine-131	-5.02E-03	9.27E-03	6.44E-03	pCi/m3
MT1 Meteorological Tower(534289008) - AC	6-Feb-21	Iodine-131	-6.41E-03	9.24E-03	7.46E-03	pCi/m3
MT1 Meteorological Tower(534516008) - AC	13-Feb-21	Iodine-131	7.99E-04	9.15E-03	5.28E-03	pCi/m3
MT1 Meteorological Tower(535384008) - AC	20-Feb-21	Iodine-131	-6.53E-05	1.19E-02	7.25E-03	pCi/m3
MT1 Meteorological Tower(535390007) - AC	27-Feb-21	Iodine-131	1.40E-03	1.10E-02	6.39E-03	pCi/m3
MT1 Meteorological Tower(537221017) - AC	6-Mar-21	Iodine-131	1.08E-03	1.24E-02	7.21E-03	pCi/m3
MT1 Meteorological Tower(538236017) - AC	13-Mar-21	Iodine-131	2.04E-03	1.24E-02	6.76E-03	pCi/m3
MT1 Meteorological Tower(538482010) - AC	20-Mar-21	Iodine-131	-1.80E-03	7.76E-03	4.91E-03	pCi/m3
MT1 Meteorological Tower(538491001) - AC	27-Mar-21	Iodine-131	3.81E-03	1.08E-02	5.79E-03	pCi/m3
MT1 Meteorological Tower(539118010) - AC	3-Apr-21	Iodine-131	-2.55E-03	1.26E-02	7.64E-03	pCi/m3
MT1 Meteorological Tower(540194010) - AC	10-Apr-21	Iodine-131	-1.42E-03	1.12E-02	6.81E-03	pCi/m3
MT1 Meteorological Tower(541232016) - AC	17-Apr-21	Iodine-131	-2.90E-04	1.35E-02	7.83E-03	pCi/m3
MT1 Meteorological Tower(541392016) - AC	23-Apr-21	Iodine-131	1.19E-02	1.19E-02	1.79E-02	pCi/m3
MT1 Meteorological Tower(542714016) - AC	1-May-21	Iodine-131	-5.49E-03	1.68E-02	1.08E-02	pCi/m3
MT1 Meteorological Tower(543541016) - AC	8-May-21	Iodine-131	2.35E-03	1.31E-02	7.41E-03	pCi/m3
MT1 Meteorological Tower(544179016) - AC	15-May-21	Iodine-131	7.77E-04	8.16E-03	4.59E-03	pCi/m3
MT1 Meteorological Tower(544763016) - AC	22-May-21	Iodine-131	-2.98E-03	1.33E-02	8.30E-03	pCi/m3
MT1 Meteorological Tower(545393016) - AC	29-May-21	Iodine-131	8.63E-05	1.46E-02	8.44E-03	pCi/m3
MT1 Meteorological Tower(546108016) - AC	5-Jun-21	Iodine-131	-1.22E-03	1.63E-02	9.59E-03	pCi/m3
MT1 Meteorological Tower(546499016) - AC	12-Jun-21	Iodine-131	1.02E-03	8.74E-03	5.27E-03	pCi/m3
MT1 Meteorological Tower(547342016) - AC	19-Jun-21	Iodine-131	2.20E-05	1.09E-02	6.83E-03	pCi/m3
MT1 Meteorological Tower(547774016) - AC	26-Jun-21	Iodine-131	2.71E-03	1.06E-02	6.03E-03	pCi/m3
MT1 Meteorological Tower(548921016) - AC	3-Jul-21	Iodine-131	-9.73E-04	8.75E-03	5.27E-03	pCi/m3

Air Sample Results

MT1 Meteorological Tower(548928016) - AC	10-Jul-21	Iodine-131	8.22E-04	8.36E-03	4.70E-03	pCi/m3
MT1 Meteorological Tower(549378016) - AC	17-Jul-21	Iodine-131	2.61E-03	1.02E-02	5.58E-03	pCi/m3
MT1 Meteorological Tower(550005016) - AC	24-Jul-21	Iodine-131	-3.08E-03	5.85E-03	4.24E-03	pCi/m3
MT1 Meteorological Tower(550639016) - AC	1-Aug-21	Iodine-131	1.06E-03	9.95E-03	5.67E-03	pCi/m3
MT1 Meteorological Tower(552193016) - AC	7-Aug-21	Iodine-131	-5.33E-03	3.97E-03	5.04E-03	pCi/m3
MT1 Meteorological Tower(552198016) - AC	14-Aug-21	Iodine-131	1.50E-03	1.06E-02	5.92E-03	pCi/m3
MT1 Meteorological Tower(553263016) - AC	21-Aug-21	Iodine-131	2.86E-03	1.20E-02	6.62E-03	pCi/m3
MT1 Meteorological Tower(553498016) - AC	28-Aug-21	Iodine-131	1.53E-03	8.06E-03	4.48E-03	pCi/m3
MT1 Meteorological Tower(555509016) - AC	4-Sep-21	Iodine-131	7.22E-03	1.97E-02	1.09E-02	pCi/m3
MT1 Meteorological Tower(555390016) - AC	11-Sep-21	Iodine-131	2.47E-03	1.08E-02	5.96E-03	pCi/m3
MT1 Meteorological Tower(556242016) - AC	18-Sep-21	Iodine-131	2.33E-03	1.24E-02	6.78E-03	pCi/m3
MT1 Meteorological Tower(556927016) - AC	25-Sep-21	Iodine-131	-1.01E-03	8.35E-03	5.08E-03	pCi/m3
MT1 Meteorological Tower(557550016) - AC	2-Oct-21	Iodine-131	-1.88E-03	1.76E-02	1.08E-02	pCi/m3
MT1 Meteorological Tower(558462016) - AC	9-Oct-21	Iodine-131	2.68E-04	1.04E-02	6.17E-03	pCi/m3
MT1 Meteorological Tower(559199016) - AC	16-Oct-21	Iodine-131	4.72E-03	1.53E-02	8.86E-03	pCi/m3
MT1 Meteorological Tower(559947016) - AC	23-Oct-21	Iodine-131	-3.93E-03	8.98E-03	6.72E-03	pCi/m3
MT1 Meteorological Tower(560662016) - AC	30-Oct-21	Iodine-131	-3.91E-04	1.23E-02	8.49E-03	pCi/m3
MT1 Meteorological Tower(561359016) - AC	6-Nov-21	Iodine-131	-1.81E-03	8.30E-03	5.41E-03	pCi/m3
MT1 Meteorological Tower(562118016) - AC	13-Nov-21	Iodine-131	2.44E-03	9.82E-03	5.44E-03	pCi/m3
MT1 Meteorological Tower(562868016) - AC	20-Nov-21	Iodine-131	-1.16E-03	7.99E-03	5.08E-03	pCi/m3
MT1 Meteorological Tower(563354016) - AC	27-Nov-21	Iodine-131	5.74E-04	1.10E-02	6.30E-03	pCi/m3
MT1 Meteorological Tower(564002016) - AC	4-Dec-21	Iodine-131	6.33E-03	6.43E-03	6.03E-03	pCi/m3
MT1 Meteorological Tower(564761016) - AC	11-Dec-21	Iodine-131	-1.70E-03	6.33E-03	4.10E-03	pCi/m3
MT1 Meteorological Tower(565497016) - AC	18-Dec-21	Iodine-131	1.57E-03	8.88E-03	5.03E-03	pCi/m3
MT1 Meteorological Tower(565929016) - AC	25-Dec-21	Iodine-131	-7.06E-04	1.16E-02	6.91E-03	pCi/m3

MT1 Meteorological Tower

AP

Sample Name	Date Collected	Nuclide	Result	MDC	2 Sigma TPU	Units
MT1 Meteorological Tower(531169009) - AP	2-Jan-21	BETA	1.16E-02	2.09E-03	1.05E-02	pCi/m3
MT1 Meteorological Tower(531664015) - AP	9-Jan-21	BETA	1.96E-02	2.34E-03	1.18E-02	pCi/m3
MT1 Meteorological Tower(531711009) - AP	16-Jan-21	BETA	3.16E-02	2.15E-03	1.25E-02	pCi/m3
MT1 Meteorological Tower(532387009) - AP	23-Jan-21	BETA	1.55E-02	2.54E-03	1.37E-02	pCi/m3
MT1 Meteorological Tower(533988007) - AP	30-Jan-21	BETA	9.62E-03	2.09E-03	1.02E-02	pCi/m3

Air Sample Results

MT1 Meteorological Tower(534289009) - AP	6-Feb-21	BETA	1.84E-02	2.15E-03	1.10E-02	pCi/m3
MT1 Meteorological Tower(534516009) - AP	13-Feb-21	BETA	6.17E-03	2.37E-03	1.08E-02	pCi/m3
MT1 Meteorological Tower(540519001) - AP	13-Feb-21	Cesium-134	-1.00E-04	3.38E-04	2.21E-04	pCi/m3
MT1 Meteorological Tower(540519001) - AP	13-Feb-21	Cesium-137	1.64E-04	1.64E-04	2.20E-04	pCi/m3
MT1 Meteorological Tower(535384009) - AP	20-Feb-21	BETA	1.61E-02	2.12E-03	1.11E-02	pCi/m3
MT1 Meteorological Tower(535390008) - AP	27-Feb-21	BETA	1.96E-02	2.14E-03	1.10E-02	pCi/m3
MT1 Meteorological Tower(537221007) - AP	6-Mar-21	BETA	1.76E-02	2.49E-03	1.25E-02	pCi/m3
MT1 Meteorological Tower(538236007) - AP	13-Mar-21	BETA	9.48E-03	1.89E-03	9.91E-03	pCi/m3
MT1 Meteorological Tower(538482011) - AP	20-Mar-21	BETA	9.89E-03	2.13E-03	1.12E-02	pCi/m3
MT1 Meteorological Tower(538491002) - AP	27-Mar-21	BETA	1.29E-02	2.08E-03	1.10E-02	pCi/m3
MT1 Meteorological Tower(539118011) - AP	3-Apr-21	BETA	2.97E-02	2.40E-03	1.15E-02	pCi/m3
MT1 Meteorological Tower(540194011) - AP	10-Apr-21	BETA	1.09E-02	1.86E-03	8.90E-03	pCi/m3
MT1 Meteorological Tower(541232017) - AP	17-Apr-21	BETA	1.83E-02	2.53E-03	1.29E-02	pCi/m3
MT1 Meteorological Tower(541392017) - AP	23-Apr-21	BETA	1.17E-02	2.19E-03	1.05E-02	pCi/m3
MT1 Meteorological Tower(542714017) - AP	1-May-21	BETA	5.46E-03	1.97E-03	8.45E-03	pCi/m3
MT1 Meteorological Tower(543541017) - AP	8-May-21	BETA	8.44E-03	2.58E-03	1.36E-02	pCi/m3
MT1 Meteorological Tower(544179017) - AP	15-May-21	BETA	8.05E-03	1.85E-03	8.13E-03	pCi/m3
MT1 Meteorological Tower(550067007) - AP	15-May-21	Cesium-134	4.15E-05	4.16E-04	2.41E-04	pCi/m3
MT1 Meteorological Tower(550067007) - AP	15-May-21	Cesium-137	-2.66E-04	4.81E-04	3.53E-04	pCi/m3
MT1 Meteorological Tower(544763017) - AP	22-May-21	BETA	7.34E-03	2.00E-03	1.10E-02	pCi/m3
MT1 Meteorological Tower(545393017) - AP	29-May-21	BETA	7.27E-03	2.17E-03	1.03E-02	pCi/m3
MT1 Meteorological Tower(546108017) - AP	5-Jun-21	BETA	4.82E-03	2.97E-03	1.40E-02	pCi/m3
MT1 Meteorological Tower(546499017) - AP	12-Jun-21	BETA	6.27E-03	1.98E-03	8.48E-03	pCi/m3
MT1 Meteorological Tower(547342017) - AP	19-Jun-21	BETA	5.31E-03	2.21E-03	1.04E-02	pCi/m3
MT1 Meteorological Tower(547774017) - AP	26-Jun-21	BETA	3.66E-03	2.18E-03	1.03E-02	pCi/m3
MT1 Meteorological Tower(548921017) - AP	3-Jul-21	BETA	5.66E-03	2.11E-03	1.01E-02	pCi/m3
MT1 Meteorological Tower(548928017) - AP	10-Jul-21	BETA	1.01E-02	2.22E-03	1.05E-02	pCi/m3
MT1 Meteorological Tower(549378017) - AP	17-Jul-21	BETA	4.33E-03	2.19E-03	1.09E-02	pCi/m3
MT1 Meteorological Tower(550005017) - AP	24-Jul-21	BETA	9.99E-03	2.01E-03	1.12E-02	pCi/m3
MT1 Meteorological Tower(550639017) - AP	1-Aug-21	BETA	1.27E-02	2.03E-03	1.19E-02	pCi/m3
MT1 Meteorological Tower(552193017) - AP	7-Aug-21	BETA	4.33E-03	2.56E-03	1.20E-02	pCi/m3
MT1 Meteorological Tower(552198017) - AP	14-Aug-21	BETA	1.06E-02	2.09E-03	1.14E-02	pCi/m3
MT1 Meteorological Tower(559874007) - AP	14-Aug-21	Cesium-134	7.69E-06	3.38E-04	2.04E-04	pCi/m3
MT1 Meteorological Tower(559874007) - AP	14-Aug-21	Cesium-137	-1.27E-04	2.45E-04	1.87E-04	pCi/m3

Air Sample Results

MT1 Meteorological Tower(553263017) - AP	21-Aug-21	BETA	1.47E-02	2.47E-03	1.18E-02	pCi/m3
MT1 Meteorological Tower(553498017) - AP	28-Aug-21	BETA	1.42E-02	2.10E-03	1.19E-02	pCi/m3
MT1 Meteorological Tower(555509017) - AP	4-Sep-21	BETA	2.18E-02	2.49E-03	1.22E-02	pCi/m3
MT1 Meteorological Tower(555390017) - AP	11-Sep-21	BETA	9.26E-03	2.30E-03	1.41E-02	pCi/m3
MT1 Meteorological Tower(556242017) - AP	18-Sep-21	BETA	2.18E-02	1.92E-03	1.11E-02	pCi/m3
MT1 Meteorological Tower(556927017) - AP	25-Sep-21	BETA	2.32E-02	2.08E-03	1.24E-02	pCi/m3
MT1 Meteorological Tower(557550017) - AP	2-Oct-21	BETA	1.71E-02	2.55E-03	1.51E-02	pCi/m3
MT1 Meteorological Tower(558462017) - AP	9-Oct-21	BETA	1.52E-02	1.87E-03	1.08E-02	pCi/m3
MT1 Meteorological Tower(559199017) - AP	16-Oct-21	BETA	2.96E-02	2.04E-03	1.11E-02	pCi/m3
MT1 Meteorological Tower(559947017) - AP	23-Oct-21	BETA	1.29E-02	2.26E-03	1.17E-02	pCi/m3
MT1 Meteorological Tower(560662017) - AP	30-Oct-21	BETA	1.49E-02	2.15E-03	1.09E-02	pCi/m3
MT1 Meteorological Tower(561359017) - AP	6-Nov-21	BETA	1.49E-02	2.05E-03	1.12E-02	pCi/m3
MT1 Meteorological Tower(562118017) - AP	13-Nov-21	BETA	3.42E-02	2.10E-03	1.18E-02	pCi/m3
MT1 Meteorological Tower(567610007) - AP	13-Nov-21	Cesium-134	-4.85E-05	3.89E-04	2.46E-04	pCi/m3
MT1 Meteorological Tower(567610007) - AP	13-Nov-21	Cesium-137	-7.12E-05	3.29E-04	2.11E-04	pCi/m3
MT1 Meteorological Tower(562868017) - AP	20-Nov-21	BETA	4.66E-02	2.07E-03	1.17E-02	pCi/m3
MT1 Meteorological Tower(563354017) - AP	27-Nov-21	BETA	6.37E-02	1.99E-03	1.22E-02	pCi/m3
MT1 Meteorological Tower(564002017) - AP	4-Dec-21	BETA	8.15E-02	2.09E-03	1.28E-02	pCi/m3
MT1 Meteorological Tower(564761017) - AP	11-Dec-21	BETA	2.74E-02	2.21E-03	1.14E-02	pCi/m3
MT1 Meteorological Tower(565497017) - AP	18-Dec-21	BETA	2.69E-02	2.33E-03	1.26E-02	pCi/m3
MT1 Meteorological Tower(565929017) - AP	25-Dec-21	BETA	4.53E-03	2.18E-03	1.17E-02	pCi/m3

Algae and Kelp Sample Results

7C2 Rattlesnake Canyon

AV Algae

Sample Name	Date Collected	Nuclide	Result	MDC	2 Sigma TPU	Units
7C2 Rattlesnake Canyon(531170002) - AV Algae	11-Jan-21	Cesium-134	-2.40E+00	9.81E+00	6.86E+00	pCi/kg
7C2 Rattlesnake Canyon(531170002) - AV Algae	11-Jan-21	Cesium-137	-6.22E-01	8.89E+00	5.18E+00	pCi/kg
7C2 Rattlesnake Canyon(531170002) - AV Algae	11-Jan-21	Cobalt-58	1.64E+00	8.78E+00	5.05E+00	pCi/kg
7C2 Rattlesnake Canyon(531170002) - AV Algae	11-Jan-21	Cobalt-60	-5.60E-01	1.02E+01	6.26E+00	pCi/kg
7C2 Rattlesnake Canyon(541780001) - AV Algae	21-Apr-21	Cesium-134	8.61E+00	1.39E+01	8.57E+00	pCi/kg
7C2 Rattlesnake Canyon(541780001) - AV Algae	21-Apr-21	Cesium-137	5.37E+00	1.14E+01	6.78E+00	pCi/kg
7C2 Rattlesnake Canyon(541780001) - AV Algae	21-Apr-21	Cobalt-58	-1.81E+00	1.07E+01	6.76E+00	pCi/kg
7C2 Rattlesnake Canyon(541780001) - AV Algae	21-Apr-21	Cobalt-60	-6.03E+00	7.70E+00	7.28E+00	pCi/kg
7C2 Rattlesnake Canyon(555288001) - AV Algae	26-Aug-21	Cesium-134	9.25E+00	1.03E+01	8.59E+00	pCi/kg
7C2 Rattlesnake Canyon(555288001) - AV Algae	26-Aug-21	Cesium-137	2.51E+00	8.89E+00	5.31E+00	pCi/kg
7C2 Rattlesnake Canyon(555288001) - AV Algae	26-Aug-21	Cobalt-58	7.91E-02	1.01E+01	5.86E+00	pCi/kg
7C2 Rattlesnake Canyon(555288001) - AV Algae	26-Aug-21	Cobalt-60	-1.01E+00	1.07E+01	6.54E+00	pCi/kg
7C2 Rattlesnake Canyon(563364004) - AV Algae	30-Nov-21	Cesium-134	-2.36E-01	1.13E+01	6.96E+00	pCi/kg
7C2 Rattlesnake Canyon(563364004) - AV Algae	30-Nov-21	Cesium-137	2.59E+00	1.08E+01	6.34E+00	pCi/kg
7C2 Rattlesnake Canyon(563364004) - AV Algae	30-Nov-21	Cobalt-58	2.18E+00	1.20E+01	7.13E+00	pCi/kg
7C2 Rattlesnake Canyon(563364004) - AV Algae	30-Nov-21	Cobalt-60	1.40E+01	1.42E+01	1.08E+01	pCi/kg

7C2 Rattlesnake Canyon

AV Kelp

Sample Name	Date Collected	Nuclide	Result	MDC	2 Sigma TPU	Units
7C2 Rattlesnake Canyon(532732001) - AV Kelp	20-Jan-21	Cesium-134	2.23E+00	1.23E+01	8.12E+00	pCi/kg
7C2 Rattlesnake Canyon(532732001) - AV Kelp	20-Jan-21	Cesium-137	9.65E-01	1.05E+01	6.22E+00	pCi/kg
7C2 Rattlesnake Canyon(532732001) - AV Kelp	20-Jan-21	Cobalt-58	2.63E+00	1.10E+01	6.53E+00	pCi/kg
7C2 Rattlesnake Canyon(532732001) - AV Kelp	20-Jan-21	Cobalt-60	-4.58E-01	1.17E+01	7.31E+00	pCi/kg
7C2 Rattlesnake Canyon(539119002) - AV Kelp	5-Apr-21	Cesium-134	2.19E+00	8.31E+00	4.72E+00	pCi/kg
7C2 Rattlesnake Canyon(539119002) - AV Kelp	5-Apr-21	Cesium-137	4.05E+00	7.55E+00	5.04E+00	pCi/kg
7C2 Rattlesnake Canyon(539119002) - AV Kelp	5-Apr-21	Cobalt-58	-4.93E-01	7.90E+00	4.61E+00	pCi/kg
7C2 Rattlesnake Canyon(539119002) - AV Kelp	5-Apr-21	Cobalt-60	-7.24E+00	8.23E+00	6.62E+00	pCi/kg
7C2 Rattlesnake Canyon(550003001) - AV Kelp	19-Jul-21	Cesium-134	5.34E-02	8.36E+00	5.65E+00	pCi/kg
7C2 Rattlesnake Canyon(550003001) - AV Kelp	19-Jul-21	Cesium-137	1.17E+00	8.20E+00	4.75E+00	pCi/kg
7C2 Rattlesnake Canyon(550003001) - AV Kelp	19-Jul-21	Cobalt-58	1.80E+00	9.03E+00	5.98E+00	pCi/kg

Algae and Kelp Sample Results

7C2 Rattlesnake Canyon(550003001) - AV Kelp	19-Jul-21	Cobalt-60	1.94E+00	9.46E+00	6.13E+00	pCi/kg
7C2 Rattlesnake Canyon(559605001) - AV Kelp	18-Oct-21	Cesium-134	5.21E+00	1.12E+01	6.81E+00	pCi/kg
7C2 Rattlesnake Canyon(559605001) - AV Kelp	18-Oct-21	Cesium-137	2.98E+00	9.47E+00	5.62E+00	pCi/kg
7C2 Rattlesnake Canyon(559605001) - AV Kelp	18-Oct-21	Cobalt-58	-1.36E+00	8.83E+00	5.57E+00	pCi/kg
7C2 Rattlesnake Canyon(559605001) - AV Kelp	18-Oct-21	Cobalt-60	2.76E+00	1.11E+01	7.14E+00	pCi/kg

DCM Diablo Cove Marine

AV Kelp

Sample Name	Date Collected	Nuclide	Result	MDC	2 Sigma TPU	Units
DCM Diablo Cove Marine(532732002) - AV Kelp	20-Jan-21	Cesium-134	6.68E+00	1.64E+01	9.77E+00	pCi/kg
DCM Diablo Cove Marine(532732002) - AV Kelp	20-Jan-21	Cesium-137	-8.46E+00	1.16E+01	8.82E+00	pCi/kg
DCM Diablo Cove Marine(532732002) - AV Kelp	20-Jan-21	Cobalt-58	-2.24E+00	1.30E+01	8.22E+00	pCi/kg
DCM Diablo Cove Marine(532732002) - AV Kelp	20-Jan-21	Cobalt-60	-1.71E+00	1.65E+01	9.91E+00	pCi/kg
DCM Diablo Cove Marine(539119004) - AV Kelp	5-Apr-21	Cesium-134	4.52E+00	1.20E+01	1.20E+01	pCi/kg
DCM Diablo Cove Marine(539119004) - AV Kelp	5-Apr-21	Cesium-137	5.30E-01	1.06E+01	6.17E+00	pCi/kg
DCM Diablo Cove Marine(539119004) - AV Kelp	5-Apr-21	Cobalt-58	4.83E-01	8.72E+00	5.73E+00	pCi/kg
DCM Diablo Cove Marine(539119004) - AV Kelp	5-Apr-21	Cobalt-60	-4.84E-01	1.25E+01	7.79E+00	pCi/kg
DCM Diablo Cove Marine(550003004) - AV Kelp	19-Jul-21	Cesium-134	4.58E+00	1.61E+01	9.29E+00	pCi/kg
DCM Diablo Cove Marine(550003004) - AV Kelp	19-Jul-21	Cesium-137	7.80E+00	1.46E+01	1.11E+01	pCi/kg
DCM Diablo Cove Marine(550003004) - AV Kelp	19-Jul-21	Cobalt-58	4.08E+00	1.51E+01	8.68E+00	pCi/kg
DCM Diablo Cove Marine(550003004) - AV Kelp	19-Jul-21	Cobalt-60	3.27E-01	1.79E+01	1.04E+01	pCi/kg
DCM Diablo Cove Marine(559605002) - AV Kelp	18-Oct-21	Cesium-134	4.34E+00	1.50E+01	8.77E+00	pCi/kg
DCM Diablo Cove Marine(559605002) - AV Kelp	18-Oct-21	Cesium-137	1.59E+00	1.29E+01	7.49E+00	pCi/kg
DCM Diablo Cove Marine(559605002) - AV Kelp	18-Oct-21	Cobalt-58	2.78E+00	1.30E+01	7.56E+00	pCi/kg
DCM Diablo Cove Marine(559605002) - AV Kelp	18-Oct-21	Cobalt-60	3.12E+00	1.71E+01	9.77E+00	pCi/kg

PON Pacific Ocean North of Diablo Cove

AV Kelp

Sample Name	Date Collected	Nuclide	Result	MDC	2 Sigma TPU	Units
PON Pacific Ocean North of Diablo Cove(532732003) - AV Kelp	20-Jan-21	Cesium-134	3.59E+00	1.19E+01	7.21E+00	pCi/kg
PON Pacific Ocean North of Diablo Cove(532732003) - AV Kelp	20-Jan-21	Cesium-137	-9.01E+00	1.00E+01	8.28E+00	pCi/kg
PON Pacific Ocean North of Diablo Cove(532732003) - AV Kelp	20-Jan-21	Cobalt-58	1.14E+00	9.97E+00	6.07E+00	pCi/kg
PON Pacific Ocean North of Diablo Cove(532732003) - AV Kelp	20-Jan-21	Cobalt-60	-3.46E+00	1.14E+01	7.42E+00	pCi/kg
PON Pacific Ocean North of Diablo Cove(539119003) - AV Kelp	5-Apr-21	Cesium-134	8.61E-01	1.88E+01	1.09E+01	pCi/kg

Algae and Kelp Sample Results

PON Pacific Ocean North of Diablo Cove(539119003) - AV Kelp	5-Apr-21	Cesium-137	3.62E+00	1.58E+01	9.35E+00	pCi/kg
PON Pacific Ocean North of Diablo Cove(539119003) - AV Kelp	5-Apr-21	Cobalt-58	3.77E+00	1.76E+01	1.02E+01	pCi/kg
PON Pacific Ocean North of Diablo Cove(539119003) - AV Kelp	5-Apr-21	Cobalt-60	1.56E+00	2.21E+01	1.30E+01	pCi/kg
PON Pacific Ocean North of Diablo Cove(550003003) - AV Kelp	19-Jul-21	Cesium-134	-6.50E+00	9.00E+00	6.83E+00	pCi/kg
PON Pacific Ocean North of Diablo Cove(550003003) - AV Kelp	19-Jul-21	Cesium-137	-2.48E+00	7.49E+00	4.90E+00	pCi/kg
PON Pacific Ocean North of Diablo Cove(550003003) - AV Kelp	19-Jul-21	Cobalt-58	7.81E-01	8.29E+00	5.00E+00	pCi/kg
PON Pacific Ocean North of Diablo Cove(550003003) - AV Kelp	19-Jul-21	Cobalt-60	1.05E+00	1.00E+01	5.81E+00	pCi/kg
PON Pacific Ocean North of Diablo Cove(559605003) - AV Kelp	18-Oct-21	Cesium-134	1.01E+00	1.15E+01	6.88E+00	pCi/kg
PON Pacific Ocean North of Diablo Cove(559605003) - AV Kelp	18-Oct-21	Cesium-137	1.16E+00	9.16E+00	5.40E+00	pCi/kg
PON Pacific Ocean North of Diablo Cove(559605003) - AV Kelp	18-Oct-21	Cobalt-58	-3.89E+00	9.77E+00	6.59E+00	pCi/kg
PON Pacific Ocean North of Diablo Cove(559605003) - AV Kelp	18-Oct-21	Cobalt-60	2.21E+00	1.16E+01	6.64E+00	pCi/kg

POS Pacific Ocean South of Diablo Cove

AV Kelp

Sample Name	Date Collected	Nuclide	Result	MDC	2 Sigma TPU	Units
POS Pacific Ocean South of Diablo Cove(532732004) - AV Kelp	20-Jan-21	Cesium-134	3.84E+00	9.25E+00	5.55E+00	pCi/kg
POS Pacific Ocean South of Diablo Cove(532732004) - AV Kelp	20-Jan-21	Cesium-137	2.41E+00	8.80E+00	5.23E+00	pCi/kg
POS Pacific Ocean South of Diablo Cove(532732004) - AV Kelp	20-Jan-21	Cobalt-58	3.64E+00	9.31E+00	5.63E+00	pCi/kg
POS Pacific Ocean South of Diablo Cove(532732004) - AV Kelp	20-Jan-21	Cobalt-60	4.37E+00	1.16E+01	6.74E+00	pCi/kg
POS Pacific Ocean South of Diablo Cove(539119001) - AV Kelp	5-Apr-21	Cesium-134	2.63E+00	1.18E+01	6.96E+00	pCi/kg
POS Pacific Ocean South of Diablo Cove(539119001) - AV Kelp	5-Apr-21	Cesium-137	-2.84E+00	8.60E+00	5.38E+00	pCi/kg
POS Pacific Ocean South of Diablo Cove(539119001) - AV Kelp	5-Apr-21	Cobalt-58	-7.25E-01	1.02E+01	6.04E+00	pCi/kg
POS Pacific Ocean South of Diablo Cove(539119001) - AV Kelp	5-Apr-21	Cobalt-60	1.67E+00	1.30E+01	7.76E+00	pCi/kg
POS Pacific Ocean South of Diablo Cove(550003002) - AV Kelp	19-Jul-21	Cesium-134	5.03E+00	1.14E+01	6.85E+00	pCi/kg
POS Pacific Ocean South of Diablo Cove(550003002) - AV Kelp	19-Jul-21	Cesium-137	-4.17E+00	9.65E+00	6.44E+00	pCi/kg
POS Pacific Ocean South of Diablo Cove(550003002) - AV Kelp	19-Jul-21	Cobalt-58	-2.30E+00	1.08E+01	6.86E+00	pCi/kg
POS Pacific Ocean South of Diablo Cove(550003002) - AV Kelp	19-Jul-21	Cobalt-60	1.31E+00	1.18E+01	6.81E+00	pCi/kg
POS Pacific Ocean South of Diablo Cove(559605004) - AV Kelp	18-Oct-21	Cesium-134	-1.63E-01	1.11E+01	6.57E+00	pCi/kg
POS Pacific Ocean South of Diablo Cove(559605004) - AV Kelp	18-Oct-21	Cesium-137	3.38E-01	1.05E+01	6.10E+00	pCi/kg
POS Pacific Ocean South of Diablo Cove(559605004) - AV Kelp	18-Oct-21	Cobalt-58	2.34E+00	1.11E+01	6.46E+00	pCi/kg
POS Pacific Ocean South of Diablo Cove(559605004) - AV Kelp	18-Oct-21	Cobalt-60	-1.71E+00	1.32E+01	7.90E+00	pCi/kg

Drinking Water Sample Results

1A2 Blanchard Spring

DW

Sample Name	Date Collected	Nuclide	Result	MDC	2 Sigma TPU	Units
1A2 Blanchard Spring(531666004) - DW	13-Jan-21	BETA	1.57E+00	1.48E+00	9.93E-01	pCi/L
1A2 Blanchard Spring(531666004) - DW	13-Jan-21	Barium-140	1.09E+00	6.19E+00	3.59E+00	pCi/L
1A2 Blanchard Spring(531666004) - DW	13-Jan-21	Cesium-134	-2.62E-02	1.45E+00	8.73E-01	pCi/L
1A2 Blanchard Spring(531666004) - DW	13-Jan-21	Cesium-137	2.89E-01	1.39E+00	8.14E-01	pCi/L
1A2 Blanchard Spring(531666004) - DW	13-Jan-21	Cobalt-58	-7.53E-02	1.27E+00	7.71E-01	pCi/L
1A2 Blanchard Spring(531666004) - DW	13-Jan-21	Cobalt-60	1.42E+00	1.42E+00	1.72E+00	pCi/L
1A2 Blanchard Spring(531666004) - DW	13-Jan-21	Iodine-131	-4.31E-02	8.52E-01	5.17E-01	pCi/L
1A2 Blanchard Spring(531666004) - DW	13-Jan-21	Iron-55	7.79E+01	9.34E+01	6.36E+01	pCi/L
1A2 Blanchard Spring(531666004) - DW	13-Jan-21	Iron-59	3.51E-01	2.56E+00	2.18E+00	pCi/L
1A2 Blanchard Spring(531666004) - DW	13-Jan-21	Lanthanum-140	-7.19E-01	2.08E+00	1.36E+00	pCi/L
1A2 Blanchard Spring(531666004) - DW	13-Jan-21	Manganese-54	4.02E-02	1.19E+00	7.18E-01	pCi/L
1A2 Blanchard Spring(531666004) - DW	13-Jan-21	Nickel-63	2.09E+00	4.62E+01	2.76E+01	pCi/L
1A2 Blanchard Spring(531666004) - DW	13-Jan-21	Niobium-95	-1.73E-01	1.17E+00	8.13E-01	pCi/L
1A2 Blanchard Spring(531666004) - DW	13-Jan-21	Total Strontium	6.52E-01	1.53E+00	9.66E-01	pCi/L
1A2 Blanchard Spring(531666004) - DW	13-Jan-21	Tritium	7.72E+01	2.91E+02	1.78E+02	pCi/L
1A2 Blanchard Spring(531666004) - DW	13-Jan-21	Zinc-65	4.15E-01	2.82E+00	2.29E+00	pCi/L
1A2 Blanchard Spring(531666004) - DW	13-Jan-21	Zirconium-95	-4.43E-02	2.23E+00	1.34E+00	pCi/L
1A2 Blanchard Spring(540195005) - DW	14-Apr-21	BETA	1.01E+01	2.06E+00	2.27E+00	pCi/L
1A2 Blanchard Spring(540195005) - DW	14-Apr-21	Barium-140	-2.27E+00	9.62E+00	5.84E+00	pCi/L
1A2 Blanchard Spring(540195005) - DW	14-Apr-21	Cesium-134	4.99E-01	1.56E+00	9.15E-01	pCi/L
1A2 Blanchard Spring(540195005) - DW	14-Apr-21	Cesium-137	2.16E-01	1.51E+00	8.80E-01	pCi/L
1A2 Blanchard Spring(540195005) - DW	14-Apr-21	Cobalt-58	-1.74E-01	1.44E+00	8.79E-01	pCi/L
1A2 Blanchard Spring(540195005) - DW	14-Apr-21	Cobalt-60	6.34E-01	1.64E+00	1.47E+00	pCi/L
1A2 Blanchard Spring(540195005) - DW	14-Apr-21	Iodine-131	1.42E-01	7.28E-01	4.38E-01	pCi/L
1A2 Blanchard Spring(540195005) - DW	14-Apr-21	Iron-55	-2.17E+00	6.41E+01	4.52E+01	pCi/L
1A2 Blanchard Spring(540195005) - DW	14-Apr-21	Iron-59	-3.35E-01	3.15E+00	2.23E+00	pCi/L
1A2 Blanchard Spring(540195005) - DW	14-Apr-21	Lanthanum-140	3.53E-01	3.44E+00	1.98E+00	pCi/L
1A2 Blanchard Spring(540195005) - DW	14-Apr-21	Manganese-54	1.38E-01	1.39E+00	8.25E-01	pCi/L
1A2 Blanchard Spring(540195005) - DW	14-Apr-21	Nickel-63	1.91E+00	2.27E+01	1.37E+01	pCi/L
1A2 Blanchard Spring(540195005) - DW	14-Apr-21	Niobium-95	6.68E-01	1.64E+00	1.07E+00	pCi/L
1A2 Blanchard Spring(540195005) - DW	14-Apr-21	Total Strontium	1.50E-01	9.12E-01	5.55E-01	pCi/L

Drinking Water Sample Results

1A2 Blanchard Spring(540195005) - DW	14-Apr-21	Tritium	2.22E+02	2.68E+02	1.76E+02	pCi/L
1A2 Blanchard Spring(540195005) - DW	14-Apr-21	Zinc-65	4.11E-01	3.03E+00	2.04E+00	pCi/L
1A2 Blanchard Spring(540195005) - DW	14-Apr-21	Zirconium-95	5.28E-01	2.74E+00	1.60E+00	pCi/L
1A2 Blanchard Spring(554636004) - DW	2-Sep-21	BETA	1.21E+00	2.04E+00	1.29E+00	pCi/L
1A2 Blanchard Spring(554636004) - DW	2-Sep-21	Barium-140	1.69E+00	9.10E+00	5.24E+00	pCi/L
1A2 Blanchard Spring(554636004) - DW	2-Sep-21	Cesium-134	3.27E-01	1.60E+00	9.39E-01	pCi/L
1A2 Blanchard Spring(554636004) - DW	2-Sep-21	Cesium-137	6.25E-01	1.50E+00	8.84E-01	pCi/L
1A2 Blanchard Spring(554636004) - DW	2-Sep-21	Cobalt-58	-2.90E-01	1.47E+00	9.13E-01	pCi/L
1A2 Blanchard Spring(554636004) - DW	2-Sep-21	Cobalt-60	3.69E-01	1.53E+00	8.63E-01	pCi/L
1A2 Blanchard Spring(554636004) - DW	2-Sep-21	Iodine-131	1.32E-01	8.64E-01	4.96E-01	pCi/L
1A2 Blanchard Spring(554636004) - DW	2-Sep-21	Iron-55	3.55E+00	6.11E+01	3.86E+01	pCi/L
1A2 Blanchard Spring(554636004) - DW	2-Sep-21	Iron-59	5.83E-02	3.43E+00	2.10E+00	pCi/L
1A2 Blanchard Spring(554636004) - DW	2-Sep-21	Lanthanum-140	6.12E-01	3.31E+00	1.90E+00	pCi/L
1A2 Blanchard Spring(554636004) - DW	2-Sep-21	Manganese-54	3.25E-01	1.40E+00	8.27E-01	pCi/L
1A2 Blanchard Spring(554636004) - DW	2-Sep-21	Nickel-63	5.07E+00	2.30E+01	1.39E+01	pCi/L
1A2 Blanchard Spring(554636004) - DW	2-Sep-21	Niobium-95	-3.91E-01	1.49E+00	9.37E-01	pCi/L
1A2 Blanchard Spring(554636004) - DW	2-Sep-21	Total Strontium	3.89E-01	6.06E-01	4.14E-01	pCi/L
1A2 Blanchard Spring(554636004) - DW	2-Sep-21	Tritium	2.87E+01	3.13E+02	1.88E+02	pCi/L
1A2 Blanchard Spring(554636004) - DW	2-Sep-21	Zinc-65	-1.01E+00	2.34E+00	1.86E+00	pCi/L
1A2 Blanchard Spring(554636004) - DW	2-Sep-21	Zirconium-95	2.31E+00	2.49E+00	4.49E+00	pCi/L
1A2 Blanchard Spring(562132006) - DW	16-Nov-21	BETA	6.20E+00	2.47E+00	1.97E+00	pCi/L
1A2 Blanchard Spring(562132006) - DW	16-Nov-21	Barium-140	-2.26E-01	9.98E+00	6.74E+00	pCi/L
1A2 Blanchard Spring(562132006) - DW	16-Nov-21	Cesium-134	3.45E-01	1.61E+00	9.19E-01	pCi/L
1A2 Blanchard Spring(562132006) - DW	16-Nov-21	Cesium-137	-4.55E-01	1.44E+00	9.39E-01	pCi/L
1A2 Blanchard Spring(562132006) - DW	16-Nov-21	Cobalt-58	-1.43E+00	1.40E+00	1.13E+00	pCi/L
1A2 Blanchard Spring(562132006) - DW	16-Nov-21	Cobalt-60	-1.13E+00	1.46E+00	1.41E+00	pCi/L
1A2 Blanchard Spring(562132006) - DW	16-Nov-21	Iodine-131	-2.39E-02	8.99E-01	5.36E-01	pCi/L
1A2 Blanchard Spring(562132006) - DW	16-Nov-21	Iron-55	-7.59E+00	8.24E+01	6.13E+01	pCi/L
1A2 Blanchard Spring(562132006) - DW	16-Nov-21	Iron-59	-3.42E-01	3.44E+00	2.08E+00	pCi/L
1A2 Blanchard Spring(562132006) - DW	16-Nov-21	Lanthanum-140	1.88E-01	4.20E+00	2.43E+00	pCi/L
1A2 Blanchard Spring(562132006) - DW	16-Nov-21	Manganese-54	5.60E-01	1.66E+00	9.60E-01	pCi/L
1A2 Blanchard Spring(562132006) - DW	16-Nov-21	Nickel-63	-6.04E+00	2.91E+01	1.72E+01	pCi/L
1A2 Blanchard Spring(562132006) - DW	16-Nov-21	Niobium-95	-1.35E-01	1.79E+00	1.04E+00	pCi/L
1A2 Blanchard Spring(562132006) - DW	16-Nov-21	Total Strontium	-2.59E-01	1.77E+00	1.02E+00	pCi/L

Drinking Water Sample Results

1A2 Blanchard Spring(562132006) - DW	16-Nov-21	Tritium	5.77E+01	2.78E+02	1.69E+02	pCi/L
1A2 Blanchard Spring(562132006) - DW	16-Nov-21	Zinc-65	8.73E-01	3.39E+00	2.22E+00	pCi/L
1A2 Blanchard Spring(562132006) - DW	16-Nov-21	Zirconium-95	-1.03E+00	3.04E+00	2.98E+00	pCi/L

5S2 Diablo Creek Weir

DW

Sample Name	Date Collected	Nuclide	Result	MDC	2 Sigma TPU	Units
5S2 Diablo Creek Weir(531666003) - DW	13-Jan-21	BETA	3.09E+00	2.23E+00	1.53E+00	pCi/L
5S2 Diablo Creek Weir(531666003) - DW	13-Jan-21	Barium-140	2.71E+00	8.21E+00	4.88E+00	pCi/L
5S2 Diablo Creek Weir(531666003) - DW	13-Jan-21	Cesium-134	5.74E-01	2.02E+00	1.23E+00	pCi/L
5S2 Diablo Creek Weir(531666003) - DW	13-Jan-21	Cesium-137	-4.41E-01	1.72E+00	1.10E+00	pCi/L
5S2 Diablo Creek Weir(531666003) - DW	13-Jan-21	Cobalt-58	-2.90E-01	1.69E+00	1.14E+00	pCi/L
5S2 Diablo Creek Weir(531666003) - DW	13-Jan-21	Cobalt-60	-4.75E-01	1.75E+00	1.13E+00	pCi/L
5S2 Diablo Creek Weir(531666003) - DW	13-Jan-21	Iodine-131	8.45E-02	7.39E-01	4.34E-01	pCi/L
5S2 Diablo Creek Weir(531666003) - DW	13-Jan-21	Iron-55	4.61E+01	8.75E+01	5.76E+01	pCi/L
5S2 Diablo Creek Weir(531666003) - DW	13-Jan-21	Iron-59	-1.90E+00	3.33E+00	2.32E+00	pCi/L
5S2 Diablo Creek Weir(531666003) - DW	13-Jan-21	Lanthanum-140	-3.78E+00	3.06E+00	6.80E+00	pCi/L
5S2 Diablo Creek Weir(531666003) - DW	13-Jan-21	Manganese-54	-5.43E-01	1.67E+00	1.03E+00	pCi/L
5S2 Diablo Creek Weir(531666003) - DW	13-Jan-21	Nickel-63	6.26E+00	4.21E+01	2.53E+01	pCi/L
5S2 Diablo Creek Weir(531666003) - DW	13-Jan-21	Niobium-95	1.04E+00	1.82E+00	1.13E+00	pCi/L
5S2 Diablo Creek Weir(531666003) - DW	13-Jan-21	Total Strontium	3.27E-01	1.32E+00	8.19E-01	pCi/L
5S2 Diablo Creek Weir(531666003) - DW	13-Jan-21	Tritium	-8.44E+00	2.90E+02	1.72E+02	pCi/L
5S2 Diablo Creek Weir(531666003) - DW	13-Jan-21	Zinc-65	3.02E-01	3.54E+00	2.35E+00	pCi/L
5S2 Diablo Creek Weir(531666003) - DW	13-Jan-21	Zirconium-95	3.97E-01	2.94E+00	1.78E+00	pCi/L
5S2 Diablo Creek Weir(533664003) - DW	2-Feb-21	BETA	2.98E-01	3.08E+00	1.85E+00	pCi/L
5S2 Diablo Creek Weir(533664003) - DW	2-Feb-21	Barium-140	-1.84E+00	5.80E+00	3.66E+00	pCi/L
5S2 Diablo Creek Weir(533664003) - DW	2-Feb-21	Cesium-134	-2.44E-01	1.34E+00	8.47E-01	pCi/L
5S2 Diablo Creek Weir(533664003) - DW	2-Feb-21	Cesium-137	2.98E-01	1.38E+00	8.18E-01	pCi/L
5S2 Diablo Creek Weir(533664003) - DW	2-Feb-21	Cobalt-58	-5.25E-02	1.24E+00	7.64E-01	pCi/L
5S2 Diablo Creek Weir(533664003) - DW	2-Feb-21	Cobalt-60	-1.30E-01	1.20E+00	7.26E-01	pCi/L
5S2 Diablo Creek Weir(533664003) - DW	2-Feb-21	Iodine-131	-3.23E-01	6.02E-01	5.34E-01	pCi/L
5S2 Diablo Creek Weir(533664003) - DW	2-Feb-21	Iron-55	-1.19E+00	8.71E+01	5.69E+01	pCi/L
5S2 Diablo Creek Weir(533664003) - DW	2-Feb-21	Iron-59	-3.07E-01	2.44E+00	1.45E+00	pCi/L
5S2 Diablo Creek Weir(533664003) - DW	2-Feb-21	Lanthanum-140	2.44E-03	1.74E+00	1.04E+00	pCi/L

Drinking Water Sample Results

5S2 Diablo Creek Weir(533664003) - DW	2-Feb-21	Manganese-54	-7.75E-01	1.14E+00	8.46E-01	pCi/L
5S2 Diablo Creek Weir(533664003) - DW	2-Feb-21	Nickel-63	-7.31E+00	3.27E+01	1.92E+01	pCi/L
5S2 Diablo Creek Weir(533664003) - DW	2-Feb-21	Niobium-95	-1.40E+00	1.28E+00	1.28E+00	pCi/L
5S2 Diablo Creek Weir(533664003) - DW	2-Feb-21	Total Strontium	4.66E-01	8.36E-01	5.64E-01	pCi/L
5S2 Diablo Creek Weir(533664003) - DW	2-Feb-21	Tritium	-7.93E+00	2.79E+02	1.66E+02	pCi/L
5S2 Diablo Creek Weir(533664003) - DW	2-Feb-21	Zinc-65	-1.66E+00	2.69E+00	2.58E+00	pCi/L
5S2 Diablo Creek Weir(533664003) - DW	2-Feb-21	Zirconium-95	5.71E-01	2.31E+00	1.38E+00	pCi/L
5S2 Diablo Creek Weir(535385001) - DW	2-Mar-21	BETA	2.02E+00	2.37E+00	1.52E+00	pCi/L
5S2 Diablo Creek Weir(535385001) - DW	2-Mar-21	Barium-140	6.83E+00	1.17E+01	7.24E+00	pCi/L
5S2 Diablo Creek Weir(535385001) - DW	2-Mar-21	Cesium-134	4.20E-01	1.72E+00	1.04E+00	pCi/L
5S2 Diablo Creek Weir(535385001) - DW	2-Mar-21	Cesium-137	5.83E-01	1.51E+00	1.63E+00	pCi/L
5S2 Diablo Creek Weir(535385001) - DW	2-Mar-21	Cobalt-58	2.61E-01	1.60E+00	9.67E-01	pCi/L
5S2 Diablo Creek Weir(535385001) - DW	2-Mar-21	Cobalt-60	7.53E-02	1.53E+00	8.95E-01	pCi/L
5S2 Diablo Creek Weir(535385001) - DW	2-Mar-21	Iodine-131	-4.82E-01	7.95E-01	5.41E-01	pCi/L
5S2 Diablo Creek Weir(535385001) - DW	2-Mar-21	Iron-55	-3.07E+01	1.13E+02	8.42E+01	pCi/L
5S2 Diablo Creek Weir(535385001) - DW	2-Mar-21	Iron-59	5.11E-01	3.25E+00	2.09E+00	pCi/L
5S2 Diablo Creek Weir(535385001) - DW	2-Mar-21	Lanthanum-140	9.74E-01	3.75E+00	2.17E+00	pCi/L
5S2 Diablo Creek Weir(535385001) - DW	2-Mar-21	Manganese-54	-1.82E-01	1.42E+00	8.92E-01	pCi/L
5S2 Diablo Creek Weir(535385001) - DW	2-Mar-21	Nickel-63	4.22E+00	2.45E+01	1.49E+01	pCi/L
5S2 Diablo Creek Weir(535385001) - DW	2-Mar-21	Niobium-95	2.70E-01	1.56E+00	2.03E+00	pCi/L
5S2 Diablo Creek Weir(535385001) - DW	2-Mar-21	Total Strontium	8.84E-03	1.08E+00	6.41E-01	pCi/L
5S2 Diablo Creek Weir(535385001) - DW	2-Mar-21	Tritium	1.21E+02	2.24E+02	1.41E+02	pCi/L
5S2 Diablo Creek Weir(535385001) - DW	2-Mar-21	Zinc-65	8.30E-01	3.21E+00	2.06E+00	pCi/L
5S2 Diablo Creek Weir(535385001) - DW	2-Mar-21	Zirconium-95	4.86E-01	2.83E+00	1.90E+00	pCi/L
5S2 Diablo Creek Weir(540195003) - DW	14-Apr-21	BETA	3.12E+00	2.35E+00	1.59E+00	pCi/L
5S2 Diablo Creek Weir(540195003) - DW	14-Apr-21	Barium-140	1.74E+00	1.26E+01	7.70E+00	pCi/L
5S2 Diablo Creek Weir(540195003) - DW	14-Apr-21	Cesium-134	-1.63E+00	1.81E+00	1.82E+00	pCi/L
5S2 Diablo Creek Weir(540195003) - DW	14-Apr-21	Cesium-137	2.85E-01	1.76E+00	1.01E+00	pCi/L
5S2 Diablo Creek Weir(540195003) - DW	14-Apr-21	Cobalt-58	2.13E-01	1.87E+00	1.09E+00	pCi/L
5S2 Diablo Creek Weir(540195003) - DW	14-Apr-21	Cobalt-60	-1.38E-02	1.75E+00	1.02E+00	pCi/L
5S2 Diablo Creek Weir(540195003) - DW	14-Apr-21	Iodine-131	-2.85E-02	5.85E-01	3.40E-01	pCi/L
5S2 Diablo Creek Weir(540195003) - DW	14-Apr-21	Iron-55	-1.28E+01	6.31E+01	4.40E+01	pCi/L
5S2 Diablo Creek Weir(540195003) - DW	14-Apr-21	Iron-59	1.14E+00	4.03E+00	2.39E+00	pCi/L
5S2 Diablo Creek Weir(540195003) - DW	14-Apr-21	Lanthanum-140	-2.21E+00	3.92E+00	3.19E+00	pCi/L

Drinking Water Sample Results

5S2 Diablo Creek Weir(540195003) - DW	14-Apr-21	Manganese-54	1.17E-01	1.73E+00	1.02E+00	pCi/L
5S2 Diablo Creek Weir(540195003) - DW	14-Apr-21	Nickel-63	3.08E+00	2.33E+01	1.41E+01	pCi/L
5S2 Diablo Creek Weir(540195003) - DW	14-Apr-21	Niobium-95	-3.31E+00	1.74E+00	2.28E+00	pCi/L
5S2 Diablo Creek Weir(540195003) - DW	14-Apr-21	Total Strontium	-3.38E-01	1.36E+00	7.80E-01	pCi/L
5S2 Diablo Creek Weir(540195003) - DW	14-Apr-21	Tritium	1.67E+02	2.41E+02	1.56E+02	pCi/L
5S2 Diablo Creek Weir(540195003) - DW	14-Apr-21	Zinc-65	-2.26E+00	3.24E+00	2.43E+00	pCi/L
5S2 Diablo Creek Weir(540195003) - DW	14-Apr-21	Zirconium-95	-3.31E-01	3.15E+00	1.88E+00	pCi/L
5S2 Diablo Creek Weir(542717002) - DW	4-May-21	BETA	1.03E+00	3.06E+00	1.86E+00	pCi/L
5S2 Diablo Creek Weir(542717002) - DW	4-May-21	Barium-140	-1.98E+00	7.26E+00	6.61E+00	pCi/L
5S2 Diablo Creek Weir(542717002) - DW	4-May-21	Cesium-134	6.26E-01	1.67E+00	9.70E-01	pCi/L
5S2 Diablo Creek Weir(542717002) - DW	4-May-21	Cesium-137	3.50E-01	1.53E+00	9.29E-01	pCi/L
5S2 Diablo Creek Weir(542717002) - DW	4-May-21	Cobalt-58	-1.20E-01	1.32E+00	7.78E-01	pCi/L
5S2 Diablo Creek Weir(542717002) - DW	4-May-21	Cobalt-60	-5.47E-01	1.40E+00	9.51E-01	pCi/L
5S2 Diablo Creek Weir(542717002) - DW	4-May-21	Iodine-131	6.47E-02	4.40E-01	2.51E-01	pCi/L
5S2 Diablo Creek Weir(542717002) - DW	4-May-21	Iron-55	-4.24E+01	1.26E+02	9.23E+01	pCi/L
5S2 Diablo Creek Weir(542717002) - DW	4-May-21	Iron-59	1.49E-01	3.17E+00	1.88E+00	pCi/L
5S2 Diablo Creek Weir(542717002) - DW	4-May-21	Lanthanum-140	1.90E+00	2.84E+00	1.87E+00	pCi/L
5S2 Diablo Creek Weir(542717002) - DW	4-May-21	Manganese-54	-3.31E-01	1.36E+00	8.34E-01	pCi/L
5S2 Diablo Creek Weir(542717002) - DW	4-May-21	Nickel-63	4.32E+00	2.27E+01	1.38E+01	pCi/L
5S2 Diablo Creek Weir(542717002) - DW	4-May-21	Niobium-95	6.19E-01	1.60E+00	9.33E-01	pCi/L
5S2 Diablo Creek Weir(542717002) - DW	4-May-21	Total Strontium	-3.80E-01	1.42E+00	8.18E-01	pCi/L
5S2 Diablo Creek Weir(542717002) - DW	4-May-21	Tritium	-1.23E+02	3.34E+02	1.92E+02	pCi/L
5S2 Diablo Creek Weir(542717002) - DW	4-May-21	Zinc-65	2.41E-01	3.15E+00	1.87E+00	pCi/L
5S2 Diablo Creek Weir(542717002) - DW	4-May-21	Zirconium-95	7.22E-01	2.61E+00	1.50E+00	pCi/L
5S2 Diablo Creek Weir(545965003) - DW	2-Jun-21	BETA	8.81E+00	2.56E+00	2.31E+00	pCi/L
5S2 Diablo Creek Weir(545965003) - DW	2-Jun-21	Barium-140	1.51E-01	6.31E+00	3.65E+00	pCi/L
5S2 Diablo Creek Weir(545965003) - DW	2-Jun-21	Cesium-134	3.66E-01	1.44E+00	8.42E-01	pCi/L
5S2 Diablo Creek Weir(545965003) - DW	2-Jun-21	Cesium-137	-3.10E-01	1.14E+00	7.10E-01	pCi/L
5S2 Diablo Creek Weir(545965003) - DW	2-Jun-21	Cobalt-58	-7.94E-01	1.31E+00	1.22E+00	pCi/L
5S2 Diablo Creek Weir(545965003) - DW	2-Jun-21	Cobalt-60	1.17E+00	1.25E+00	9.15E-01	pCi/L
5S2 Diablo Creek Weir(545965003) - DW	2-Jun-21	Iodine-131	8.54E-02	7.47E-01	4.28E-01	pCi/L
5S2 Diablo Creek Weir(545965003) - DW	2-Jun-21	Iron-55	-6.04E+01	1.19E+02	8.06E+01	pCi/L
5S2 Diablo Creek Weir(545965003) - DW	2-Jun-21	Iron-59	-1.25E+00	2.42E+00	1.70E+00	pCi/L
5S2 Diablo Creek Weir(545965003) - DW	2-Jun-21	Lanthanum-140	-2.77E-03	2.25E+00	1.31E+00	pCi/L

Drinking Water Sample Results

5S2 Diablo Creek Weir(545965003) - DW	2-Jun-21	Manganese-54	3.30E-01	1.25E+00	7.34E-01	pCi/L
5S2 Diablo Creek Weir(545965003) - DW	2-Jun-21	Nickel-63	1.86E+00	3.21E+01	1.92E+01	pCi/L
5S2 Diablo Creek Weir(545965003) - DW	2-Jun-21	Niobium-95	-1.62E-01	1.16E+00	7.06E-01	pCi/L
5S2 Diablo Creek Weir(545965003) - DW	2-Jun-21	Total Strontium	8.29E-01	1.17E+00	8.01E-01	pCi/L
5S2 Diablo Creek Weir(545965003) - DW	2-Jun-21	Tritium	1.38E+02	2.32E+02	1.47E+02	pCi/L
5S2 Diablo Creek Weir(545965003) - DW	2-Jun-21	Zinc-65	2.38E-01	2.49E+00	1.49E+00	pCi/L
5S2 Diablo Creek Weir(545965003) - DW	2-Jun-21	Zirconium-95	-4.57E-01	2.15E+00	1.33E+00	pCi/L
5S2 Diablo Creek Weir(550638005) - DW	26-Jul-21	BETA	3.60E+00	2.42E+00	1.65E+00	pCi/L
5S2 Diablo Creek Weir(550638005) - DW	26-Jul-21	Barium-140	1.84E+00	1.09E+01	6.37E+00	pCi/L
5S2 Diablo Creek Weir(550638005) - DW	26-Jul-21	Cesium-134	9.55E-01	1.68E+00	1.03E+00	pCi/L
5S2 Diablo Creek Weir(550638005) - DW	26-Jul-21	Cesium-137	-2.02E-01	1.41E+00	8.68E-01	pCi/L
5S2 Diablo Creek Weir(550638005) - DW	26-Jul-21	Cobalt-58	-1.89E-01	1.59E+00	9.95E-01	pCi/L
5S2 Diablo Creek Weir(550638005) - DW	26-Jul-21	Cobalt-60	-4.28E-01	1.41E+00	9.06E-01	pCi/L
5S2 Diablo Creek Weir(550638005) - DW	26-Jul-21	Iodine-131	-2.09E-01	9.96E-01	6.10E-01	pCi/L
5S2 Diablo Creek Weir(550638005) - DW	26-Jul-21	Iron-55	-1.97E+01	7.39E+01	4.79E+01	pCi/L
5S2 Diablo Creek Weir(550638005) - DW	26-Jul-21	Iron-59	1.53E+00	3.56E+00	2.06E+00	pCi/L
5S2 Diablo Creek Weir(550638005) - DW	26-Jul-21	Lanthanum-140	-1.07E+00	3.66E+00	2.37E+00	pCi/L
5S2 Diablo Creek Weir(550638005) - DW	26-Jul-21	Manganese-54	1.07E+00	1.63E+00	1.06E+00	pCi/L
5S2 Diablo Creek Weir(550638005) - DW	26-Jul-21	Nickel-63	-4.77E+00	2.60E+01	1.52E+01	pCi/L
5S2 Diablo Creek Weir(550638005) - DW	26-Jul-21	Niobium-95	8.64E-01	1.69E+00	1.04E+00	pCi/L
5S2 Diablo Creek Weir(550638005) - DW	26-Jul-21	Total Strontium	3.90E-01	1.64E+00	1.03E+00	pCi/L
5S2 Diablo Creek Weir(550638005) - DW	26-Jul-21	Tritium	1.33E+01	2.71E+02	1.62E+02	pCi/L
5S2 Diablo Creek Weir(550638005) - DW	26-Jul-21	Zinc-65	-5.53E-01	3.06E+00	2.11E+00	pCi/L
5S2 Diablo Creek Weir(550638005) - DW	26-Jul-21	Zirconium-95	-4.21E-01	2.72E+00	1.71E+00	pCi/L
5S2 Diablo Creek Weir(552194001) - DW	11-Aug-21	BETA	2.45E+00	3.02E+00	1.91E+00	pCi/L
5S2 Diablo Creek Weir(552194001) - DW	11-Aug-21	Barium-140	2.64E+00	8.50E+00	7.37E+00	pCi/L
5S2 Diablo Creek Weir(552194001) - DW	11-Aug-21	Cesium-134	3.26E-01	1.63E+00	9.76E-01	pCi/L
5S2 Diablo Creek Weir(552194001) - DW	11-Aug-21	Cesium-137	2.00E-01	1.63E+00	9.72E-01	pCi/L
5S2 Diablo Creek Weir(552194001) - DW	11-Aug-21	Cobalt-58	-7.16E-01	1.43E+00	9.95E-01	pCi/L
5S2 Diablo Creek Weir(552194001) - DW	11-Aug-21	Cobalt-60	6.32E-01	1.55E+00	8.89E-01	pCi/L
5S2 Diablo Creek Weir(552194001) - DW	11-Aug-21	Iodine-131	-1.34E-01	7.10E-01	4.42E-01	pCi/L
5S2 Diablo Creek Weir(552194001) - DW	11-Aug-21	Iron-55	1.58E+01	4.70E+01	3.16E+01	pCi/L
5S2 Diablo Creek Weir(552194001) - DW	11-Aug-21	Iron-59	3.37E-01	3.21E+00	1.84E+00	pCi/L
5S2 Diablo Creek Weir(552194001) - DW	11-Aug-21	Lanthanum-140	-9.87E-02	2.95E+00	1.78E+00	pCi/L

Drinking Water Sample Results

5S2 Diablo Creek Weir(552194001) - DW	11-Aug-21	Manganese-54	8.01E-02	1.37E+00	9.32E-01	pCi/L
5S2 Diablo Creek Weir(552194001) - DW	11-Aug-21	Nickel-63	-5.50E+00	2.82E+01	1.65E+01	pCi/L
5S2 Diablo Creek Weir(552194001) - DW	11-Aug-21	Niobium-95	-1.60E-02	1.47E+00	8.95E-01	pCi/L
5S2 Diablo Creek Weir(552194001) - DW	11-Aug-21	Total Strontium	2.70E-01	1.39E+00	8.51E-01	pCi/L
5S2 Diablo Creek Weir(552194001) - DW	11-Aug-21	Tritium	-2.00E+02	2.71E+02	1.52E+02	pCi/L
5S2 Diablo Creek Weir(552194001) - DW	11-Aug-21	Zinc-65	4.64E-02	3.05E+00	1.77E+00	pCi/L
5S2 Diablo Creek Weir(552194001) - DW	11-Aug-21	Zirconium-95	-9.94E-01	2.60E+00	1.73E+00	pCi/L
5S2 Diablo Creek Weir(555289001) - DW	9-Sep-21	BETA	3.08E+00	1.80E+00	1.31E+00	pCi/L
5S2 Diablo Creek Weir(555289001) - DW	9-Sep-21	Barium-140	-1.44E+00	6.99E+00	4.41E+00	pCi/L
5S2 Diablo Creek Weir(555289001) - DW	9-Sep-21	Cesium-134	-6.83E-03	1.49E+00	8.70E-01	pCi/L
5S2 Diablo Creek Weir(555289001) - DW	9-Sep-21	Cesium-137	1.28E-01	1.35E+00	8.24E-01	pCi/L
5S2 Diablo Creek Weir(555289001) - DW	9-Sep-21	Cobalt-58	9.51E-02	1.35E+00	7.80E-01	pCi/L
5S2 Diablo Creek Weir(555289001) - DW	9-Sep-21	Cobalt-60	6.01E-02	1.34E+00	8.01E-01	pCi/L
5S2 Diablo Creek Weir(555289001) - DW	9-Sep-21	Iodine-131	6.41E-01	9.08E-01	5.92E-01	pCi/L
5S2 Diablo Creek Weir(555289001) - DW	9-Sep-21	Iron-55	9.44E+00	5.89E+01	3.75E+01	pCi/L
5S2 Diablo Creek Weir(555289001) - DW	9-Sep-21	Iron-59	1.81E+00	3.12E+00	1.90E+00	pCi/L
5S2 Diablo Creek Weir(555289001) - DW	9-Sep-21	Lanthanum-140	4.36E-01	2.55E+00	1.45E+00	pCi/L
5S2 Diablo Creek Weir(555289001) - DW	9-Sep-21	Manganese-54	-4.95E-01	1.14E+00	7.42E-01	pCi/L
5S2 Diablo Creek Weir(555289001) - DW	9-Sep-21	Nickel-63	1.79E+01	2.32E+01	1.46E+01	pCi/L
5S2 Diablo Creek Weir(555289001) - DW	9-Sep-21	Niobium-95	1.01E-01	1.37E+00	7.87E-01	pCi/L
5S2 Diablo Creek Weir(555289001) - DW	9-Sep-21	Total Strontium	2.84E-01	1.48E+00	9.11E-01	pCi/L
5S2 Diablo Creek Weir(555289001) - DW	9-Sep-21	Tritium	2.39E+01	2.95E+02	1.77E+02	pCi/L
5S2 Diablo Creek Weir(555289001) - DW	9-Sep-21	Zinc-65	-8.61E-01	2.88E+00	1.83E+00	pCi/L
5S2 Diablo Creek Weir(555289001) - DW	9-Sep-21	Zirconium-95	-6.61E-01	2.33E+00	1.43E+00	pCi/L
5S2 Diablo Creek Weir(558849001) - DW	12-Oct-21	BETA	3.19E+00	3.54E+00	2.25E+00	pCi/L
5S2 Diablo Creek Weir(558849001) - DW	12-Oct-21	Barium-140	4.42E+00	8.50E+00	5.20E+00	pCi/L
5S2 Diablo Creek Weir(558849001) - DW	12-Oct-21	Cesium-134	-6.75E-01	1.49E+00	1.02E+00	pCi/L
5S2 Diablo Creek Weir(558849001) - DW	12-Oct-21	Cesium-137	1.46E+00	1.46E+00	2.36E+00	pCi/L
5S2 Diablo Creek Weir(558849001) - DW	12-Oct-21	Cobalt-58	-3.29E-01	1.40E+00	9.05E-01	pCi/L
5S2 Diablo Creek Weir(558849001) - DW	12-Oct-21	Cobalt-60	4.64E-01	1.43E+00	8.30E-01	pCi/L
5S2 Diablo Creek Weir(558849001) - DW	12-Oct-21	Iodine-131	-6.47E-04	6.75E-01	3.94E-01	pCi/L
5S2 Diablo Creek Weir(558849001) - DW	12-Oct-21	Iron-55	-8.82E-01	5.90E+01	4.18E+01	pCi/L
5S2 Diablo Creek Weir(558849001) - DW	12-Oct-21	Iron-59	-4.54E-01	2.59E+00	1.58E+00	pCi/L
5S2 Diablo Creek Weir(558849001) - DW	12-Oct-21	Lanthanum-140	-5.06E-01	2.57E+00	1.64E+00	pCi/L

Drinking Water Sample Results

5S2 Diablo Creek Weir(558849001) - DW	12-Oct-21	Manganese-54	-1.55E-01	1.34E+00	8.42E-01	pCi/L
5S2 Diablo Creek Weir(558849001) - DW	12-Oct-21	Nickel-63	-6.66E+00	1.99E+01	1.15E+01	pCi/L
5S2 Diablo Creek Weir(558849001) - DW	12-Oct-21	Niobium-95	8.61E-01	1.53E+00	9.54E-01	pCi/L
5S2 Diablo Creek Weir(558849001) - DW	12-Oct-21	Total Strontium	-2.60E-02	8.44E-01	5.00E-01	pCi/L
5S2 Diablo Creek Weir(558849001) - DW	12-Oct-21	Tritium	4.22E+01	2.71E+02	1.63E+02	pCi/L
5S2 Diablo Creek Weir(558849001) - DW	12-Oct-21	Zinc-65	-1.38E-01	2.72E+00	1.74E+00	pCi/L
5S2 Diablo Creek Weir(558849001) - DW	12-Oct-21	Zirconium-95	8.26E-01	2.60E+00	1.57E+00	pCi/L
5S2 Diablo Creek Weir(562130002) - DW	15-Nov-21	BETA	6.21E+00	2.63E+00	2.04E+00	pCi/L
5S2 Diablo Creek Weir(562130002) - DW	15-Nov-21	Barium-140	-2.76E-02	1.13E+01	6.75E+00	pCi/L
5S2 Diablo Creek Weir(562130002) - DW	15-Nov-21	Cesium-134	6.09E-01	1.67E+00	1.02E+00	pCi/L
5S2 Diablo Creek Weir(562130002) - DW	15-Nov-21	Cesium-137	7.16E-01	1.47E+00	2.14E+00	pCi/L
5S2 Diablo Creek Weir(562130002) - DW	15-Nov-21	Cobalt-58	4.80E-01	1.51E+00	9.56E-01	pCi/L
5S2 Diablo Creek Weir(562130002) - DW	15-Nov-21	Cobalt-60	1.36E-01	1.50E+00	8.86E-01	pCi/L
5S2 Diablo Creek Weir(562130002) - DW	15-Nov-21	Iodine-131	-9.37E-02	9.33E-01	5.40E-01	pCi/L
5S2 Diablo Creek Weir(562130002) - DW	15-Nov-21	Iron-55	-5.48E+00	8.19E+01	6.09E+01	pCi/L
5S2 Diablo Creek Weir(562130002) - DW	15-Nov-21	Iron-59	3.82E-01	3.28E+00	1.90E+00	pCi/L
5S2 Diablo Creek Weir(562130002) - DW	15-Nov-21	Lanthanum-140	-2.86E-01	3.14E+00	1.95E+00	pCi/L
5S2 Diablo Creek Weir(562130002) - DW	15-Nov-21	Manganese-54	3.63E-01	1.42E+00	8.60E-01	pCi/L
5S2 Diablo Creek Weir(562130002) - DW	15-Nov-21	Nickel-63	-6.86E-01	1.80E+01	1.07E+01	pCi/L
5S2 Diablo Creek Weir(562130002) - DW	15-Nov-21	Niobium-95	1.43E+00	1.43E+00	1.36E+00	pCi/L
5S2 Diablo Creek Weir(562130002) - DW	15-Nov-21	Total Strontium	-8.07E-02	5.75E-01	3.34E-01	pCi/L
5S2 Diablo Creek Weir(562130002) - DW	15-Nov-21	Tritium	3.81E+01	2.89E+02	1.74E+02	pCi/L
5S2 Diablo Creek Weir(562130002) - DW	15-Nov-21	Zinc-65	-2.93E+00	2.52E+00	2.22E+00	pCi/L
5S2 Diablo Creek Weir(562130002) - DW	15-Nov-21	Zirconium-95	1.72E+00	2.79E+00	1.75E+00	pCi/L
5S2 Diablo Creek Weir(564006001) - DW	6-Dec-21	BETA	5.79E+00	2.84E+00	2.08E+00	pCi/L
5S2 Diablo Creek Weir(564006001) - DW	6-Dec-21	Barium-140	1.13E+00	8.06E+00	4.74E+00	pCi/L
5S2 Diablo Creek Weir(564006001) - DW	6-Dec-21	Cesium-134	-9.17E-02	1.50E+00	1.04E+00	pCi/L
5S2 Diablo Creek Weir(564006001) - DW	6-Dec-21	Cesium-137	8.28E-01	1.47E+00	9.75E-01	pCi/L
5S2 Diablo Creek Weir(564006001) - DW	6-Dec-21	Cobalt-58	-4.73E-01	1.31E+00	8.79E-01	pCi/L
5S2 Diablo Creek Weir(564006001) - DW	6-Dec-21	Cobalt-60	2.16E-01	1.57E+00	9.06E-01	pCi/L
5S2 Diablo Creek Weir(564006001) - DW	6-Dec-21	Iodine-131	-2.67E-01	7.76E-01	4.76E-01	pCi/L
5S2 Diablo Creek Weir(564006001) - DW	6-Dec-21	Iron-55	-3.29E+00	7.15E+01	5.07E+01	pCi/L
5S2 Diablo Creek Weir(564006001) - DW	6-Dec-21	Iron-59	5.11E-01	2.94E+00	1.68E+00	pCi/L
5S2 Diablo Creek Weir(564006001) - DW	6-Dec-21	Lanthanum-140	2.08E+00	3.40E+00	2.09E+00	pCi/L

Drinking Water Sample Results

5S2 Diablo Creek Weir(564006001) - DW	6-Dec-21	Manganese-54	-2.86E-01	1.25E+00	8.06E-01	pCi/L
5S2 Diablo Creek Weir(564006001) - DW	6-Dec-21	Nickel-63	1.16E+01	2.64E+01	1.63E+01	pCi/L
5S2 Diablo Creek Weir(564006001) - DW	6-Dec-21	Niobium-95	-8.65E-01	1.50E+00	1.34E+00	pCi/L
5S2 Diablo Creek Weir(564006001) - DW	6-Dec-21	Total Strontium	-1.62E-01	1.11E+00	6.45E-01	pCi/L
5S2 Diablo Creek Weir(564006001) - DW	6-Dec-21	Tritium	5.81E+01	2.90E+02	1.76E+02	pCi/L
5S2 Diablo Creek Weir(564006001) - DW	6-Dec-21	Zinc-65	-7.62E-01	2.96E+00	1.83E+00	pCi/L
5S2 Diablo Creek Weir(564006001) - DW	6-Dec-21	Zirconium-95	-5.68E-01	2.47E+00	1.58E+00	pCi/L

DW1 Drinking Water

DW

Sample Name	Date Collected	Nuclide	Result	MDC	2 Sigma TPU	Units
DW1 Drinking Water(531666002) - DW	13-Jan-21	BETA	9.95E-01	1.23E+00	7.90E-01	pCi/L
DW1 Drinking Water(531666002) - DW	13-Jan-21	Barium-140	-4.25E+00	7.59E+00	5.11E+00	pCi/L
DW1 Drinking Water(531666002) - DW	13-Jan-21	Cesium-134	-4.98E-01	1.79E+00	1.32E+00	pCi/L
DW1 Drinking Water(531666002) - DW	13-Jan-21	Cesium-137	6.89E-01	2.01E+00	1.19E+00	pCi/L
DW1 Drinking Water(531666002) - DW	13-Jan-21	Cobalt-58	-1.45E+00	1.56E+00	1.26E+00	pCi/L
DW1 Drinking Water(531666002) - DW	13-Jan-21	Cobalt-60	-6.27E-01	1.68E+00	1.12E+00	pCi/L
DW1 Drinking Water(531666002) - DW	13-Jan-21	Iodine-131	-3.24E-01	9.13E-01	5.66E-01	pCi/L
DW1 Drinking Water(531666002) - DW	13-Jan-21	Iron-55	3.35E+01	8.59E+01	5.58E+01	pCi/L
DW1 Drinking Water(531666002) - DW	13-Jan-21	Iron-59	2.63E-01	3.71E+00	2.16E+00	pCi/L
DW1 Drinking Water(531666002) - DW	13-Jan-21	Lanthanum-140	6.59E-01	3.28E+00	1.94E+00	pCi/L
DW1 Drinking Water(531666002) - DW	13-Jan-21	Manganese-54	3.58E-01	1.66E+00	1.12E+00	pCi/L
DW1 Drinking Water(531666002) - DW	13-Jan-21	Nickel-63	-4.34E+00	4.13E+01	2.44E+01	pCi/L
DW1 Drinking Water(531666002) - DW	13-Jan-21	Niobium-95	-3.16E-01	1.85E+00	1.15E+00	pCi/L
DW1 Drinking Water(531666002) - DW	13-Jan-21	Total Strontium	-9.10E-02	1.34E+00	7.91E-01	pCi/L
DW1 Drinking Water(531666002) - DW	13-Jan-21	Tritium	-6.65E+00	2.83E+02	1.68E+02	pCi/L
DW1 Drinking Water(531666002) - DW	13-Jan-21	Zinc-65	-1.56E-01	3.83E+00	2.62E+00	pCi/L
DW1 Drinking Water(531666002) - DW	13-Jan-21	Zirconium-95	1.09E+00	3.16E+00	1.88E+00	pCi/L
DW1 Drinking Water(533664002) - DW	2-Feb-21	BETA	3.20E-01	1.51E+00	9.17E-01	pCi/L
DW1 Drinking Water(533664002) - DW	2-Feb-21	Barium-140	-1.61E+00	6.29E+00	3.97E+00	pCi/L
DW1 Drinking Water(533664002) - DW	2-Feb-21	Cesium-134	-2.65E-01	1.35E+00	8.66E-01	pCi/L
DW1 Drinking Water(533664002) - DW	2-Feb-21	Cesium-137	1.49E-01	1.41E+00	8.54E-01	pCi/L
DW1 Drinking Water(533664002) - DW	2-Feb-21	Cobalt-58	-3.29E-01	1.27E+00	8.28E-01	pCi/L
DW1 Drinking Water(533664002) - DW	2-Feb-21	Cobalt-60	8.52E-03	1.41E+00	8.37E-01	pCi/L

Drinking Water Sample Results

DW1 Drinking Water(533664002) - DW	2-Feb-21	Iodine-131	2.95E-01	6.71E-01	3.97E-01	pCi/L
DW1 Drinking Water(533664002) - DW	2-Feb-21	Iron-55	9.33E+00	8.29E+01	5.50E+01	pCi/L
DW1 Drinking Water(533664002) - DW	2-Feb-21	Iron-59	-4.14E-01	2.67E+00	1.61E+00	pCi/L
DW1 Drinking Water(533664002) - DW	2-Feb-21	Lanthanum-140	-6.84E-01	1.99E+00	1.32E+00	pCi/L
DW1 Drinking Water(533664002) - DW	2-Feb-21	Manganese-54	4.42E-01	1.29E+00	7.39E-01	pCi/L
DW1 Drinking Water(533664002) - DW	2-Feb-21	Nickel-63	-8.28E+00	3.17E+01	1.86E+01	pCi/L
DW1 Drinking Water(533664002) - DW	2-Feb-21	Niobium-95	7.28E-01	1.59E+00	1.64E+00	pCi/L
DW1 Drinking Water(533664002) - DW	2-Feb-21	Total Strontium	1.01E+00	1.01E+00	7.37E-01	pCi/L
DW1 Drinking Water(533664002) - DW	2-Feb-21	Tritium	-6.53E+01	2.80E+02	1.64E+02	pCi/L
DW1 Drinking Water(533664002) - DW	2-Feb-21	Zinc-65	1.96E-01	2.58E+00	1.70E+00	pCi/L
DW1 Drinking Water(533664002) - DW	2-Feb-21	Zirconium-95	-1.23E+00	2.12E+00	1.52E+00	pCi/L
DW1 Drinking Water(535385002) - DW	2-Mar-21	BETA	1.83E-02	1.27E+00	7.60E-01	pCi/L
DW1 Drinking Water(535385002) - DW	2-Mar-21	Barium-140	5.51E+00	1.36E+01	8.13E+00	pCi/L
DW1 Drinking Water(535385002) - DW	2-Mar-21	Cesium-134	3.16E-01	1.85E+00	1.12E+00	pCi/L
DW1 Drinking Water(535385002) - DW	2-Mar-21	Cesium-137	3.49E-01	1.91E+00	1.15E+00	pCi/L
DW1 Drinking Water(535385002) - DW	2-Mar-21	Cobalt-58	-8.80E-01	1.83E+00	1.28E+00	pCi/L
DW1 Drinking Water(535385002) - DW	2-Mar-21	Cobalt-60	4.00E-01	1.98E+00	1.16E+00	pCi/L
DW1 Drinking Water(535385002) - DW	2-Mar-21	Iodine-131	-1.24E-01	7.65E-01	4.51E-01	pCi/L
DW1 Drinking Water(535385002) - DW	2-Mar-21	Iron-55	-4.95E+01	1.11E+02	8.21E+01	pCi/L
DW1 Drinking Water(535385002) - DW	2-Mar-21	Iron-59	3.78E-01	4.49E+00	2.63E+00	pCi/L
DW1 Drinking Water(535385002) - DW	2-Mar-21	Lanthanum-140	5.84E-01	4.77E+00	2.85E+00	pCi/L
DW1 Drinking Water(535385002) - DW	2-Mar-21	Manganese-54	-6.85E-01	1.57E+00	1.01E+00	pCi/L
DW1 Drinking Water(535385002) - DW	2-Mar-21	Nickel-63	2.47E+01	2.49E+01	1.66E+01	pCi/L
DW1 Drinking Water(535385002) - DW	2-Mar-21	Niobium-95	-2.44E-01	1.96E+00	1.23E+00	pCi/L
DW1 Drinking Water(535385002) - DW	2-Mar-21	Total Strontium	-2.54E-01	9.28E-01	5.31E-01	pCi/L
DW1 Drinking Water(535385002) - DW	2-Mar-21	Tritium	9.79E+01	2.27E+02	1.41E+02	pCi/L
DW1 Drinking Water(535385002) - DW	2-Mar-21	Zinc-65	-6.67E-01	3.26E+00	2.02E+00	pCi/L
DW1 Drinking Water(535385002) - DW	2-Mar-21	Zirconium-95	7.74E-02	3.38E+00	2.07E+00	pCi/L
DW1 Drinking Water(540195004) - DW	14-Apr-21	BETA	8.35E-01	1.30E+00	8.15E-01	pCi/L
DW1 Drinking Water(540195004) - DW	14-Apr-21	Barium-140	5.43E+00	1.06E+01	9.01E+00	pCi/L
DW1 Drinking Water(540195004) - DW	14-Apr-21	Cesium-134	2.69E-01	1.58E+00	9.57E-01	pCi/L
DW1 Drinking Water(540195004) - DW	14-Apr-21	Cesium-137	6.22E-01	1.37E+00	1.83E+00	pCi/L
DW1 Drinking Water(540195004) - DW	14-Apr-21	Cobalt-58	-2.89E-01	1.49E+00	9.53E-01	pCi/L
DW1 Drinking Water(540195004) - DW	14-Apr-21	Cobalt-60	3.39E-02	1.60E+00	1.22E+00	pCi/L

Drinking Water Sample Results

DW1 Drinking Water(540195004) - DW	14-Apr-21	Iodine-131	1.80E-02	5.54E-01	3.29E-01	pCi/L
DW1 Drinking Water(540195004) - DW	14-Apr-21	Iron-55	-3.00E+00	6.53E+01	4.60E+01	pCi/L
DW1 Drinking Water(540195004) - DW	14-Apr-21	Iron-59	-1.10E+00	3.18E+00	2.66E+00	pCi/L
DW1 Drinking Water(540195004) - DW	14-Apr-21	Lanthanum-140	-8.12E-01	3.03E+00	1.98E+00	pCi/L
DW1 Drinking Water(540195004) - DW	14-Apr-21	Manganese-54	6.44E-01	1.48E+00	1.16E+00	pCi/L
DW1 Drinking Water(540195004) - DW	14-Apr-21	Nickel-63	2.21E+01	2.35E+01	1.58E+01	pCi/L
DW1 Drinking Water(540195004) - DW	14-Apr-21	Niobium-95	-4.40E-01	1.45E+00	1.45E+00	pCi/L
DW1 Drinking Water(540195004) - DW	14-Apr-21	Total Strontium	3.92E-01	1.37E+00	8.46E-01	pCi/L
DW1 Drinking Water(540195004) - DW	14-Apr-21	Tritium	1.30E+02	2.48E+02	1.56E+02	pCi/L
DW1 Drinking Water(540195004) - DW	14-Apr-21	Zinc-65	1.36E-01	3.05E+00	1.78E+00	pCi/L
DW1 Drinking Water(540195004) - DW	14-Apr-21	Zirconium-95	1.29E+00	2.87E+00	1.75E+00	pCi/L
DW1 Drinking Water(542717001) - DW	4-May-21	BETA	1.02E+00	1.93E+00	1.19E+00	pCi/L
DW1 Drinking Water(542717001) - DW	4-May-21	Barium-140	3.99E+00	6.63E+00	5.15E+00	pCi/L
DW1 Drinking Water(542717001) - DW	4-May-21	Cesium-134	7.35E-01	1.48E+00	8.82E-01	pCi/L
DW1 Drinking Water(542717001) - DW	4-May-21	Cesium-137	-5.73E-01	1.31E+00	8.63E-01	pCi/L
DW1 Drinking Water(542717001) - DW	4-May-21	Cobalt-58	5.35E-02	1.31E+00	7.79E-01	pCi/L
DW1 Drinking Water(542717001) - DW	4-May-21	Cobalt-60	5.04E-01	1.60E+00	1.00E+00	pCi/L
DW1 Drinking Water(542717001) - DW	4-May-21	Iodine-131	-1.35E-01	4.77E-01	2.90E-01	pCi/L
DW1 Drinking Water(542717001) - DW	4-May-21	Iron-55	2.29E+01	1.21E+02	9.07E+01	pCi/L
DW1 Drinking Water(542717001) - DW	4-May-21	Iron-59	1.85E-01	2.65E+00	1.60E+00	pCi/L
DW1 Drinking Water(542717001) - DW	4-May-21	Lanthanum-140	6.73E-01	2.29E+00	1.30E+00	pCi/L
DW1 Drinking Water(542717001) - DW	4-May-21	Manganese-54	5.74E-01	1.38E+00	8.16E-01	pCi/L
DW1 Drinking Water(542717001) - DW	4-May-21	Nickel-63	7.64E+00	2.36E+01	1.46E+01	pCi/L
DW1 Drinking Water(542717001) - DW	4-May-21	Niobium-95	4.13E-01	1.52E+00	8.91E-01	pCi/L
DW1 Drinking Water(542717001) - DW	4-May-21	Total Strontium	8.78E-01	1.33E+00	8.82E-01	pCi/L
DW1 Drinking Water(542717001) - DW	4-May-21	Tritium	3.85E+00	3.37E+02	2.01E+02	pCi/L
DW1 Drinking Water(542717001) - DW	4-May-21	Zinc-65	-4.36E-02	2.51E+00	1.74E+00	pCi/L
DW1 Drinking Water(542717001) - DW	4-May-21	Zirconium-95	5.70E-01	2.52E+00	1.48E+00	pCi/L
DW1 Drinking Water(545965001) - DW	2-Jun-21	BETA	-8.56E-01	2.03E+00	1.19E+00	pCi/L
DW1 Drinking Water(545965001) - DW	2-Jun-21	Barium-140	9.75E-01	8.91E+00	5.21E+00	pCi/L
DW1 Drinking Water(545965001) - DW	2-Jun-21	Cesium-134	-3.47E-01	2.00E+00	1.20E+00	pCi/L
DW1 Drinking Water(545965001) - DW	2-Jun-21	Cesium-137	9.13E-01	1.83E+00	1.12E+00	pCi/L
DW1 Drinking Water(545965001) - DW	2-Jun-21	Cobalt-58	3.70E-01	1.92E+00	1.11E+00	pCi/L
DW1 Drinking Water(545965001) - DW	2-Jun-21	Cobalt-60	-5.78E-01	2.01E+00	1.27E+00	pCi/L

Drinking Water Sample Results

DW1 Drinking Water(545965001) - DW	2-Jun-21	Iodine-131	2.31E-01	8.70E-01	5.91E-01	pCi/L
DW1 Drinking Water(545965001) - DW	2-Jun-21	Iron-55	-4.81E+01	9.75E+01	6.55E+01	pCi/L
DW1 Drinking Water(545965001) - DW	2-Jun-21	Iron-59	1.93E+00	4.26E+00	2.57E+00	pCi/L
DW1 Drinking Water(545965001) - DW	2-Jun-21	Lanthanum-140	-7.86E-02	3.42E+00	2.07E+00	pCi/L
DW1 Drinking Water(545965001) - DW	2-Jun-21	Manganese-54	1.03E+00	1.99E+00	1.19E+00	pCi/L
DW1 Drinking Water(545965001) - DW	2-Jun-21	Nickel-63	5.52E+00	4.66E+01	2.80E+01	pCi/L
DW1 Drinking Water(545965001) - DW	2-Jun-21	Niobium-95	4.95E-01	1.95E+00	1.12E+00	pCi/L
DW1 Drinking Water(545965001) - DW	2-Jun-21	Total Strontium	7.75E-02	1.51E+00	9.09E-01	pCi/L
DW1 Drinking Water(545965001) - DW	2-Jun-21	Tritium	1.78E+01	2.45E+02	1.47E+02	pCi/L
DW1 Drinking Water(545965001) - DW	2-Jun-21	Zinc-65	-2.30E+00	3.57E+00	2.61E+00	pCi/L
DW1 Drinking Water(545965001) - DW	2-Jun-21	Zirconium-95	1.61E-02	3.35E+00	1.94E+00	pCi/L
DW1 Drinking Water(550638004) - DW	26-Jul-21	BETA	-9.95E-01	1.55E+00	8.95E-01	pCi/L
DW1 Drinking Water(550638004) - DW	26-Jul-21	Barium-140	4.39E+00	9.88E+00	5.79E+00	pCi/L
DW1 Drinking Water(550638004) - DW	26-Jul-21	Cesium-134	4.35E-01	1.66E+00	9.79E-01	pCi/L
DW1 Drinking Water(550638004) - DW	26-Jul-21	Cesium-137	1.49E-02	1.42E+00	8.34E-01	pCi/L
DW1 Drinking Water(550638004) - DW	26-Jul-21	Cobalt-58	-2.79E-01	1.30E+00	8.17E-01	pCi/L
DW1 Drinking Water(550638004) - DW	26-Jul-21	Cobalt-60	7.81E-02	1.53E+00	8.81E-01	pCi/L
DW1 Drinking Water(550638004) - DW	26-Jul-21	Iodine-131	3.09E-01	9.19E-01	5.32E-01	pCi/L
DW1 Drinking Water(550638004) - DW	26-Jul-21	Iron-55	-9.88E+00	7.16E+01	4.63E+01	pCi/L
DW1 Drinking Water(550638004) - DW	26-Jul-21	Iron-59	-1.52E+00	3.35E+00	2.71E+00	pCi/L
DW1 Drinking Water(550638004) - DW	26-Jul-21	Lanthanum-140	-9.60E-01	3.04E+00	1.97E+00	pCi/L
DW1 Drinking Water(550638004) - DW	26-Jul-21	Manganese-54	-4.16E-02	1.36E+00	8.20E-01	pCi/L
DW1 Drinking Water(550638004) - DW	26-Jul-21	Nickel-63	2.94E-01	2.52E+01	1.50E+01	pCi/L
DW1 Drinking Water(550638004) - DW	26-Jul-21	Niobium-95	2.43E-01	1.52E+00	8.95E-01	pCi/L
DW1 Drinking Water(550638004) - DW	26-Jul-21	Total Strontium	3.51E-01	1.53E+00	9.58E-01	pCi/L
DW1 Drinking Water(550638004) - DW	26-Jul-21	Tritium	4.86E+01	2.71E+02	1.65E+02	pCi/L
DW1 Drinking Water(550638004) - DW	26-Jul-21	Zinc-65	3.47E-01	2.89E+00	1.74E+00	pCi/L
DW1 Drinking Water(550638004) - DW	26-Jul-21	Zirconium-95	1.19E-01	2.50E+00	1.48E+00	pCi/L
DW1 Drinking Water(552194002) - DW	11-Aug-21	BETA	7.92E-01	1.72E+00	1.06E+00	pCi/L
DW1 Drinking Water(552194002) - DW	11-Aug-21	Barium-140	-1.44E+00	7.51E+00	4.69E+00	pCi/L
DW1 Drinking Water(552194002) - DW	11-Aug-21	Cesium-134	6.31E-02	1.58E+00	1.43E+00	pCi/L
DW1 Drinking Water(552194002) - DW	11-Aug-21	Cesium-137	-2.63E-01	1.43E+00	9.13E-01	pCi/L
DW1 Drinking Water(552194002) - DW	11-Aug-21	Cobalt-58	9.08E-01	1.55E+00	9.33E-01	pCi/L
DW1 Drinking Water(552194002) - DW	11-Aug-21	Cobalt-60	-2.62E-01	1.39E+00	8.86E-01	pCi/L

Drinking Water Sample Results

DW1 Drinking Water(552194002) - DW	11-Aug-21	Iodine-131	-4.96E-02	6.04E-01	3.63E-01	pCi/L
DW1 Drinking Water(552194002) - DW	11-Aug-21	Iron-55	-1.89E+01	4.98E+01	3.18E+01	pCi/L
DW1 Drinking Water(552194002) - DW	11-Aug-21	Iron-59	-3.27E-01	3.02E+00	1.85E+00	pCi/L
DW1 Drinking Water(552194002) - DW	11-Aug-21	Lanthanum-140	3.29E-01	2.91E+00	1.68E+00	pCi/L
DW1 Drinking Water(552194002) - DW	11-Aug-21	Manganese-54	-4.89E-01	1.31E+00	8.31E-01	pCi/L
DW1 Drinking Water(552194002) - DW	11-Aug-21	Nickel-63	-7.67E+00	2.85E+01	1.66E+01	pCi/L
DW1 Drinking Water(552194002) - DW	11-Aug-21	Niobium-95	5.96E-01	1.57E+00	9.15E-01	pCi/L
DW1 Drinking Water(552194002) - DW	11-Aug-21	Total Strontium	1.11E+00	1.52E+00	1.01E+00	pCi/L
DW1 Drinking Water(552194002) - DW	11-Aug-21	Tritium	-1.07E+02	2.66E+02	1.54E+02	pCi/L
DW1 Drinking Water(552194002) - DW	11-Aug-21	Zinc-65	1.66E+00	2.99E+00	1.97E+00	pCi/L
DW1 Drinking Water(552194002) - DW	11-Aug-21	Zirconium-95	-9.27E-01	2.40E+00	1.52E+00	pCi/L
DW1 Drinking Water(555289002) - DW	9-Sep-21	BETA	-2.41E-01	1.52E+00	8.96E-01	pCi/L
DW1 Drinking Water(555289002) - DW	9-Sep-21	Barium-140	1.41E+00	7.56E+00	4.37E+00	pCi/L
DW1 Drinking Water(555289002) - DW	9-Sep-21	Cesium-134	1.62E-01	1.63E+00	9.65E-01	pCi/L
DW1 Drinking Water(555289002) - DW	9-Sep-21	Cesium-137	1.36E+00	1.63E+00	1.08E+00	pCi/L
DW1 Drinking Water(555289002) - DW	9-Sep-21	Cobalt-58	-4.17E-01	1.40E+00	8.87E-01	pCi/L
DW1 Drinking Water(555289002) - DW	9-Sep-21	Cobalt-60	-1.90E-01	1.49E+00	8.92E-01	pCi/L
DW1 Drinking Water(555289002) - DW	9-Sep-21	Iodine-131	3.22E-01	6.61E-01	4.03E-01	pCi/L
DW1 Drinking Water(555289002) - DW	9-Sep-21	Iron-55	1.64E+01	6.01E+01	3.85E+01	pCi/L
DW1 Drinking Water(555289002) - DW	9-Sep-21	Iron-59	-1.94E+00	3.00E+00	3.14E+00	pCi/L
DW1 Drinking Water(555289002) - DW	9-Sep-21	Lanthanum-140	3.03E-01	2.55E+00	1.49E+00	pCi/L
DW1 Drinking Water(555289002) - DW	9-Sep-21	Manganese-54	9.63E-02	1.37E+00	9.29E-01	pCi/L
DW1 Drinking Water(555289002) - DW	9-Sep-21	Nickel-63	8.32E+00	2.35E+01	1.43E+01	pCi/L
DW1 Drinking Water(555289002) - DW	9-Sep-21	Niobium-95	3.64E-01	1.48E+00	8.75E-01	pCi/L
DW1 Drinking Water(555289002) - DW	9-Sep-21	Total Strontium	1.00E+00	1.58E+00	1.04E+00	pCi/L
DW1 Drinking Water(555289002) - DW	9-Sep-21	Tritium	6.81E+01	2.95E+02	1.80E+02	pCi/L
DW1 Drinking Water(555289002) - DW	9-Sep-21	Zinc-65	-8.83E-01	2.84E+00	2.14E+00	pCi/L
DW1 Drinking Water(555289002) - DW	9-Sep-21	Zirconium-95	-6.36E-05	2.58E+00	1.54E+00	pCi/L
DW1 Drinking Water(558849002) - DW	12-Oct-21	BETA	7.63E-01	1.01E+00	6.52E-01	pCi/L
DW1 Drinking Water(558849002) - DW	12-Oct-21	Barium-140	-2.06E+00	7.89E+00	5.01E+00	pCi/L
DW1 Drinking Water(558849002) - DW	12-Oct-21	Cesium-134	4.29E-01	1.62E+00	9.61E-01	pCi/L
DW1 Drinking Water(558849002) - DW	12-Oct-21	Cesium-137	4.21E-01	1.56E+00	9.50E-01	pCi/L
DW1 Drinking Water(558849002) - DW	12-Oct-21	Cobalt-58	-6.09E-01	1.46E+00	9.36E-01	pCi/L
DW1 Drinking Water(558849002) - DW	12-Oct-21	Cobalt-60	8.76E-02	1.57E+00	9.48E-01	pCi/L

Drinking Water Sample Results

DW1 Drinking Water(558849002) - DW	12-Oct-21	Iodine-131	-3.72E-02	5.06E-01	3.04E-01	pCi/L
DW1 Drinking Water(558849002) - DW	12-Oct-21	Iron-55	3.65E+00	6.05E+01	4.33E+01	pCi/L
DW1 Drinking Water(558849002) - DW	12-Oct-21	Iron-59	-2.83E-01	3.01E+00	1.83E+00	pCi/L
DW1 Drinking Water(558849002) - DW	12-Oct-21	Lanthanum-140	1.60E+00	2.92E+00	1.71E+00	pCi/L
DW1 Drinking Water(558849002) - DW	12-Oct-21	Manganese-54	-3.17E-02	1.42E+00	8.30E-01	pCi/L
DW1 Drinking Water(558849002) - DW	12-Oct-21	Nickel-63	6.05E+00	2.00E+01	1.23E+01	pCi/L
DW1 Drinking Water(558849002) - DW	12-Oct-21	Niobium-95	2.62E-01	1.53E+00	8.75E-01	pCi/L
DW1 Drinking Water(558849002) - DW	12-Oct-21	Total Strontium	-2.71E-01	1.12E+00	6.36E-01	pCi/L
DW1 Drinking Water(558849002) - DW	12-Oct-21	Tritium	1.03E+01	2.66E+02	1.59E+02	pCi/L
DW1 Drinking Water(558849002) - DW	12-Oct-21	Zinc-65	1.51E+00	3.41E+00	2.04E+00	pCi/L
DW1 Drinking Water(558849002) - DW	12-Oct-21	Zirconium-95	1.05E+00	2.85E+00	1.65E+00	pCi/L
DW1 Drinking Water(562130003) - DW	15-Nov-21	BETA	5.11E-01	1.48E+00	9.04E-01	pCi/L
DW1 Drinking Water(562130003) - DW	15-Nov-21	Barium-140	7.88E+00	1.40E+01	8.68E+00	pCi/L
DW1 Drinking Water(562130003) - DW	15-Nov-21	Cesium-134	8.46E-01	1.81E+00	1.11E+00	pCi/L
DW1 Drinking Water(562130003) - DW	15-Nov-21	Cesium-137	-3.15E-01	1.60E+00	9.89E-01	pCi/L
DW1 Drinking Water(562130003) - DW	15-Nov-21	Cobalt-58	1.12E-02	1.77E+00	1.08E+00	pCi/L
DW1 Drinking Water(562130003) - DW	15-Nov-21	Cobalt-60	4.32E-01	1.67E+00	1.08E+00	pCi/L
DW1 Drinking Water(562130003) - DW	15-Nov-21	Iodine-131	-2.82E-01	9.47E-01	5.75E-01	pCi/L
DW1 Drinking Water(562130003) - DW	15-Nov-21	Iron-55	-5.26E-01	7.99E+01	5.96E+01	pCi/L
DW1 Drinking Water(562130003) - DW	15-Nov-21	Iron-59	9.95E-01	3.50E+00	2.00E+00	pCi/L
DW1 Drinking Water(562130003) - DW	15-Nov-21	Lanthanum-140	-6.29E-01	3.82E+00	2.38E+00	pCi/L
DW1 Drinking Water(562130003) - DW	15-Nov-21	Manganese-54	8.23E-01	1.71E+00	1.06E+00	pCi/L
DW1 Drinking Water(562130003) - DW	15-Nov-21	Nickel-63	4.18E+00	1.71E+01	1.03E+01	pCi/L
DW1 Drinking Water(562130003) - DW	15-Nov-21	Niobium-95	-2.54E+00	1.78E+00	2.40E+00	pCi/L
DW1 Drinking Water(562130003) - DW	15-Nov-21	Total Strontium	6.03E-01	1.42E+00	9.08E-01	pCi/L
DW1 Drinking Water(562130003) - DW	15-Nov-21	Tritium	1.16E+02	2.95E+02	1.83E+02	pCi/L
DW1 Drinking Water(562130003) - DW	15-Nov-21	Zinc-65	9.34E-02	2.90E+00	1.68E+00	pCi/L
DW1 Drinking Water(562130003) - DW	15-Nov-21	Zirconium-95	-1.78E+00	2.90E+00	2.06E+00	pCi/L
DW1 Drinking Water(564006002) - DW	6-Dec-21	BETA	1.10E+00	1.69E+00	1.05E+00	pCi/L
DW1 Drinking Water(564006002) - DW	6-Dec-21	Barium-140	-1.72E+00	9.21E+00	5.85E+00	pCi/L
DW1 Drinking Water(564006002) - DW	6-Dec-21	Cesium-134	-1.20E-01	1.87E+00	1.15E+00	pCi/L
DW1 Drinking Water(564006002) - DW	6-Dec-21	Cesium-137	1.39E-01	1.72E+00	1.07E+00	pCi/L
DW1 Drinking Water(564006002) - DW	6-Dec-21	Cobalt-58	-3.19E-01	1.77E+00	1.23E+00	pCi/L
DW1 Drinking Water(564006002) - DW	6-Dec-21	Cobalt-60	6.08E-01	1.92E+00	1.10E+00	pCi/L

Drinking Water Sample Results

DW1 Drinking Water(564006002) - DW	6-Dec-21	Iodine-131	-1.31E-01	7.85E-01	4.59E-01	pCi/L
DW1 Drinking Water(564006002) - DW	6-Dec-21	Iron-55	1.59E+01	7.17E+01	5.14E+01	pCi/L
DW1 Drinking Water(564006002) - DW	6-Dec-21	Iron-59	2.23E+00	3.86E+00	2.36E+00	pCi/L
DW1 Drinking Water(564006002) - DW	6-Dec-21	Lanthanum-140	9.13E-02	2.90E+00	1.81E+00	pCi/L
DW1 Drinking Water(564006002) - DW	6-Dec-21	Manganese-54	-7.46E-01	1.49E+00	1.00E+00	pCi/L
DW1 Drinking Water(564006002) - DW	6-Dec-21	Nickel-63	1.29E+01	2.99E+01	1.85E+01	pCi/L
DW1 Drinking Water(564006002) - DW	6-Dec-21	Niobium-95	6.15E-02	1.83E+00	1.07E+00	pCi/L
DW1 Drinking Water(564006002) - DW	6-Dec-21	Total Strontium	1.02E+00	1.03E+00	7.24E-01	pCi/L
DW1 Drinking Water(564006002) - DW	6-Dec-21	Tritium	-1.16E+02	2.85E+02	1.64E+02	pCi/L
DW1 Drinking Water(564006002) - DW	6-Dec-21	Zinc-65	-4.49E-01	3.09E+00	1.93E+00	pCi/L
DW1 Drinking Water(564006002) - DW	6-Dec-21	Zirconium-95	-1.29E+00	2.84E+00	1.87E+00	pCi/L

OEL Offsite Emergency Lab

DW

Sample Name	Date Collected	Nuclide	Result	MDC	2 Sigma TPU	Units
OEL Offsite Emergency Lab(531666001) - DW	13-Jan-21	BETA	2.08E+00	1.56E+00	1.06E+00	pCi/L
OEL Offsite Emergency Lab(531666001) - DW	13-Jan-21	Barium-140	1.40E+00	7.44E+00	4.95E+00	pCi/L
OEL Offsite Emergency Lab(531666001) - DW	13-Jan-21	Cesium-134	7.49E-01	1.95E+00	1.13E+00	pCi/L
OEL Offsite Emergency Lab(531666001) - DW	13-Jan-21	Cesium-137	-3.47E-01	1.51E+00	9.65E-01	pCi/L
OEL Offsite Emergency Lab(531666001) - DW	13-Jan-21	Cobalt-58	-5.02E-01	1.36E+00	9.73E-01	pCi/L
OEL Offsite Emergency Lab(531666001) - DW	13-Jan-21	Cobalt-60	4.42E-01	1.67E+00	9.76E-01	pCi/L
OEL Offsite Emergency Lab(531666001) - DW	13-Jan-21	Iodine-131	-4.64E-01	8.91E-01	5.75E-01	pCi/L
OEL Offsite Emergency Lab(531666001) - DW	13-Jan-21	Iron-55	5.07E+01	9.63E+01	6.31E+01	pCi/L
OEL Offsite Emergency Lab(531666001) - DW	13-Jan-21	Iron-59	1.47E+00	3.42E+00	2.01E+00	pCi/L
OEL Offsite Emergency Lab(531666001) - DW	13-Jan-21	Lanthanum-140	-5.15E-01	2.61E+00	1.66E+00	pCi/L
OEL Offsite Emergency Lab(531666001) - DW	13-Jan-21	Manganese-54	-9.45E-01	1.38E+00	9.71E-01	pCi/L
OEL Offsite Emergency Lab(531666001) - DW	13-Jan-21	Nickel-63	4.88E+00	3.63E+01	2.18E+01	pCi/L
OEL Offsite Emergency Lab(531666001) - DW	13-Jan-21	Niobium-95	-1.01E+00	1.63E+00	1.92E+00	pCi/L
OEL Offsite Emergency Lab(531666001) - DW	13-Jan-21	Total Strontium	1.40E+00	1.42E+00	1.02E+00	pCi/L
OEL Offsite Emergency Lab(531666001) - DW	13-Jan-21	Tritium	6.85E+01	2.85E+02	1.74E+02	pCi/L
OEL Offsite Emergency Lab(531666001) - DW	13-Jan-21	Zinc-65	2.19E+00	3.47E+00	2.11E+00	pCi/L
OEL Offsite Emergency Lab(531666001) - DW	13-Jan-21	Zirconium-95	-5.88E-02	2.58E+00	1.60E+00	pCi/L
OEL Offsite Emergency Lab(533664001) - DW	2-Feb-21	BETA	2.11E+00	2.16E+00	1.38E+00	pCi/L
OEL Offsite Emergency Lab(533664001) - DW	2-Feb-21	Barium-140	4.54E+00	7.25E+00	4.44E+00	pCi/L

Drinking Water Sample Results

OEL Offsite Emergency Lab(533664001) - DW	2-Feb-21	Cesium-134	7.98E-02	1.49E+00	8.81E-01	pCi/L
OEL Offsite Emergency Lab(533664001) - DW	2-Feb-21	Cesium-137	-9.66E-01	1.46E+00	1.37E+00	pCi/L
OEL Offsite Emergency Lab(533664001) - DW	2-Feb-21	Cobalt-58	-7.15E-01	1.15E+00	8.28E-01	pCi/L
OEL Offsite Emergency Lab(533664001) - DW	2-Feb-21	Cobalt-60	7.41E-01	1.56E+00	8.92E-01	pCi/L
OEL Offsite Emergency Lab(533664001) - DW	2-Feb-21	Iodine-131	-2.75E-01	6.85E-01	4.30E-01	pCi/L
OEL Offsite Emergency Lab(533664001) - DW	2-Feb-21	Iron-55	-3.51E+01	8.92E+01	5.66E+01	pCi/L
OEL Offsite Emergency Lab(533664001) - DW	2-Feb-21	Iron-59	2.11E-01	2.84E+00	1.72E+00	pCi/L
OEL Offsite Emergency Lab(533664001) - DW	2-Feb-21	Lanthanum-140	-5.95E-01	2.16E+00	1.58E+00	pCi/L
OEL Offsite Emergency Lab(533664001) - DW	2-Feb-21	Manganese-54	5.67E-01	1.40E+00	8.29E-01	pCi/L
OEL Offsite Emergency Lab(533664001) - DW	2-Feb-21	Nickel-63	1.10E+01	4.00E+01	2.42E+01	pCi/L
OEL Offsite Emergency Lab(533664001) - DW	2-Feb-21	Niobium-95	2.55E-01	1.35E+00	7.93E-01	pCi/L
OEL Offsite Emergency Lab(533664001) - DW	2-Feb-21	Total Strontium	-1.03E+00	1.33E+00	7.18E-01	pCi/L
OEL Offsite Emergency Lab(533664001) - DW	2-Feb-21	Tritium	-3.33E+01	2.77E+02	1.63E+02	pCi/L
OEL Offsite Emergency Lab(533664001) - DW	2-Feb-21	Zinc-65	-1.08E+00	2.52E+00	1.75E+00	pCi/L
OEL Offsite Emergency Lab(533664001) - DW	2-Feb-21	Zirconium-95	-4.95E-01	2.18E+00	1.37E+00	pCi/L
OEL Offsite Emergency Lab(535385003) - DW	2-Mar-21	BETA	2.20E+00	9.75E-01	7.79E-01	pCi/L
OEL Offsite Emergency Lab(535385003) - DW	2-Mar-21	Barium-140	3.21E+00	1.08E+01	6.36E+00	pCi/L
OEL Offsite Emergency Lab(535385003) - DW	2-Mar-21	Cesium-134	8.17E-01	1.58E+00	9.74E-01	pCi/L
OEL Offsite Emergency Lab(535385003) - DW	2-Mar-21	Cesium-137	1.43E+00	1.43E+00	2.18E+00	pCi/L
OEL Offsite Emergency Lab(535385003) - DW	2-Mar-21	Cobalt-58	-5.94E-01	1.32E+00	9.11E-01	pCi/L
OEL Offsite Emergency Lab(535385003) - DW	2-Mar-21	Cobalt-60	2.89E-01	1.64E+00	9.61E-01	pCi/L
OEL Offsite Emergency Lab(535385003) - DW	2-Mar-21	Iodine-131	-3.32E-02	8.09E-01	4.67E-01	pCi/L
OEL Offsite Emergency Lab(535385003) - DW	2-Mar-21	Iron-55	-7.90E+01	1.13E+02	8.27E+01	pCi/L
OEL Offsite Emergency Lab(535385003) - DW	2-Mar-21	Iron-59	-3.15E-02	3.02E+00	1.78E+00	pCi/L
OEL Offsite Emergency Lab(535385003) - DW	2-Mar-21	Lanthanum-140	-1.32E+00	3.31E+00	2.25E+00	pCi/L
OEL Offsite Emergency Lab(535385003) - DW	2-Mar-21	Manganese-54	-2.80E-02	1.36E+00	8.40E-01	pCi/L
OEL Offsite Emergency Lab(535385003) - DW	2-Mar-21	Nickel-63	2.62E-01	2.44E+01	1.45E+01	pCi/L
OEL Offsite Emergency Lab(535385003) - DW	2-Mar-21	Niobium-95	6.28E-01	1.51E+00	1.01E+00	pCi/L
OEL Offsite Emergency Lab(535385003) - DW	2-Mar-21	Total Strontium	-1.53E-01	7.50E-01	4.31E-01	pCi/L
OEL Offsite Emergency Lab(535385003) - DW	2-Mar-21	Tritium	4.41E+01	2.08E+02	1.26E+02	pCi/L
OEL Offsite Emergency Lab(535385003) - DW	2-Mar-21	Zinc-65	1.99E+00	2.70E+00	2.26E+00	pCi/L
OEL Offsite Emergency Lab(535385003) - DW	2-Mar-21	Zirconium-95	3.10E-01	2.75E+00	1.66E+00	pCi/L
OEL Offsite Emergency Lab(540195001) - DW	14-Apr-21	BETA	2.73E+00	1.53E+00	1.09E+00	pCi/L
OEL Offsite Emergency Lab(540195001) - DW	14-Apr-21	Barium-140	-7.51E-02	1.02E+01	6.04E+00	pCi/L

Drinking Water Sample Results

OEL Offsite Emergency Lab(540195001) - DW	14-Apr-21	Cesium-134	8.57E-01	1.80E+00	1.10E+00	pCi/L
OEL Offsite Emergency Lab(540195001) - DW	14-Apr-21	Cesium-137	9.38E-01	1.34E+00	8.80E-01	pCi/L
OEL Offsite Emergency Lab(540195001) - DW	14-Apr-21	Cobalt-58	7.03E-01	1.58E+00	9.54E-01	pCi/L
OEL Offsite Emergency Lab(540195001) - DW	14-Apr-21	Cobalt-60	7.67E-01	1.67E+00	9.70E-01	pCi/L
OEL Offsite Emergency Lab(540195001) - DW	14-Apr-21	Iodine-131	7.60E-02	6.09E-01	3.50E-01	pCi/L
OEL Offsite Emergency Lab(540195001) - DW	14-Apr-21	Iron-55	2.74E+00	6.46E+01	4.56E+01	pCi/L
OEL Offsite Emergency Lab(540195001) - DW	14-Apr-21	Iron-59	-2.63E-02	3.39E+00	1.97E+00	pCi/L
OEL Offsite Emergency Lab(540195001) - DW	14-Apr-21	Lanthanum-140	2.09E+00	3.82E+00	5.06E+00	pCi/L
OEL Offsite Emergency Lab(540195001) - DW	14-Apr-21	Manganese-54	2.61E-01	1.43E+00	8.59E-01	pCi/L
OEL Offsite Emergency Lab(540195001) - DW	14-Apr-21	Nickel-63	1.41E+01	2.44E+01	1.56E+01	pCi/L
OEL Offsite Emergency Lab(540195001) - DW	14-Apr-21	Niobium-95	-8.86E-03	1.63E+00	9.94E-01	pCi/L
OEL Offsite Emergency Lab(540195001) - DW	14-Apr-21	Total Strontium	4.11E-01	6.18E-01	4.29E-01	pCi/L
OEL Offsite Emergency Lab(540195001) - DW	14-Apr-21	Tritium	2.90E+01	2.77E+02	1.66E+02	pCi/L
OEL Offsite Emergency Lab(540195001) - DW	14-Apr-21	Zinc-65	1.30E+00	3.51E+00	2.02E+00	pCi/L
OEL Offsite Emergency Lab(540195001) - DW	14-Apr-21	Zirconium-95	6.93E-01	2.82E+00	1.68E+00	pCi/L
OEL Offsite Emergency Lab(542717003) - DW	4-May-21	BETA	2.01E+00	1.41E+00	9.70E-01	pCi/L
OEL Offsite Emergency Lab(542717003) - DW	4-May-21	Barium-140	-1.33E+00	9.49E+00	5.86E+00	pCi/L
OEL Offsite Emergency Lab(542717003) - DW	4-May-21	Cesium-134	-1.53E-01	2.67E+00	2.18E+00	pCi/L
OEL Offsite Emergency Lab(542717003) - DW	4-May-21	Cesium-137	-8.46E-01	2.07E+00	1.39E+00	pCi/L
OEL Offsite Emergency Lab(542717003) - DW	4-May-21	Cobalt-58	-2.25E-01	2.13E+00	1.25E+00	pCi/L
OEL Offsite Emergency Lab(542717003) - DW	4-May-21	Cobalt-60	-1.39E-01	2.43E+00	1.47E+00	pCi/L
OEL Offsite Emergency Lab(542717003) - DW	4-May-21	Iodine-131	-2.62E-02	4.25E-01	2.47E-01	pCi/L
OEL Offsite Emergency Lab(542717003) - DW	4-May-21	Iron-55	-1.34E+01	1.14E+02	8.41E+01	pCi/L
OEL Offsite Emergency Lab(542717003) - DW	4-May-21	Iron-59	2.59E+00	5.18E+00	3.10E+00	pCi/L
OEL Offsite Emergency Lab(542717003) - DW	4-May-21	Lanthanum-140	-1.51E-01	3.23E+00	2.27E+00	pCi/L
OEL Offsite Emergency Lab(542717003) - DW	4-May-21	Manganese-54	6.14E-01	2.17E+00	1.25E+00	pCi/L
OEL Offsite Emergency Lab(542717003) - DW	4-May-21	Nickel-63	2.66E+01	2.96E+01	1.93E+01	pCi/L
OEL Offsite Emergency Lab(542717003) - DW	4-May-21	Niobium-95	7.66E-01	2.39E+00	1.37E+00	pCi/L
OEL Offsite Emergency Lab(542717003) - DW	4-May-21	Total Strontium	8.70E-01	1.47E+00	9.67E-01	pCi/L
OEL Offsite Emergency Lab(542717003) - DW	4-May-21	Tritium	-9.40E+01	3.34E+02	1.94E+02	pCi/L
OEL Offsite Emergency Lab(542717003) - DW	4-May-21	Zinc-65	-9.54E-02	4.63E+00	2.74E+00	pCi/L
OEL Offsite Emergency Lab(542717003) - DW	4-May-21	Zirconium-95	-1.07E+00	3.56E+00	2.35E+00	pCi/L
OEL Offsite Emergency Lab(545965004) - DW	2-Jun-21	BETA	1.57E+00	1.26E+00	8.44E-01	pCi/L
OEL Offsite Emergency Lab(545965004) - DW	2-Jun-21	Barium-140	6.57E+00	8.93E+00	8.45E+00	pCi/L

Drinking Water Sample Results

OEL Offsite Emergency Lab(545965004) - DW	2-Jun-21	Cesium-134	7.63E-01	2.17E+00	1.26E+00	pCi/L
OEL Offsite Emergency Lab(545965004) - DW	2-Jun-21	Cesium-137	-3.38E-01	1.83E+00	1.18E+00	pCi/L
OEL Offsite Emergency Lab(545965004) - DW	2-Jun-21	Cobalt-58	-6.47E-01	1.69E+00	1.08E+00	pCi/L
OEL Offsite Emergency Lab(545965004) - DW	2-Jun-21	Cobalt-60	-9.40E-03	1.92E+00	1.13E+00	pCi/L
OEL Offsite Emergency Lab(545965004) - DW	2-Jun-21	Iodine-131	3.26E-01	9.61E-01	5.85E-01	pCi/L
OEL Offsite Emergency Lab(545965004) - DW	2-Jun-21	Iron-55	-5.63E+01	1.07E+02	7.21E+01	pCi/L
OEL Offsite Emergency Lab(545965004) - DW	2-Jun-21	Iron-59	3.77E+00	4.06E+00	3.66E+00	pCi/L
OEL Offsite Emergency Lab(545965004) - DW	2-Jun-21	Lanthanum-140	-2.23E-01	3.32E+00	2.03E+00	pCi/L
OEL Offsite Emergency Lab(545965004) - DW	2-Jun-21	Manganese-54	-6.02E-01	1.79E+00	1.30E+00	pCi/L
OEL Offsite Emergency Lab(545965004) - DW	2-Jun-21	Nickel-63	-1.05E+01	3.61E+01	2.11E+01	pCi/L
OEL Offsite Emergency Lab(545965004) - DW	2-Jun-21	Niobium-95	-2.64E-01	1.89E+00	1.12E+00	pCi/L
OEL Offsite Emergency Lab(545965004) - DW	2-Jun-21	Total Strontium	1.54E-01	1.37E+00	8.32E-01	pCi/L
OEL Offsite Emergency Lab(545965004) - DW	2-Jun-21	Tritium	7.13E+01	2.47E+02	1.51E+02	pCi/L
OEL Offsite Emergency Lab(545965004) - DW	2-Jun-21	Zinc-65	7.92E-01	4.19E+00	2.87E+00	pCi/L
OEL Offsite Emergency Lab(545965004) - DW	2-Jun-21	Zirconium-95	-7.88E-01	3.38E+00	2.05E+00	pCi/L
OEL Offsite Emergency Lab(550638001) - DW	26-Jul-21	BETA	1.48E+00	1.42E+00	9.25E-01	pCi/L
OEL Offsite Emergency Lab(550638001) - DW	26-Jul-21	Barium-140	4.44E+00	1.05E+01	8.72E+00	pCi/L
OEL Offsite Emergency Lab(550638001) - DW	26-Jul-21	Cesium-134	4.68E-01	1.69E+00	1.00E+00	pCi/L
OEL Offsite Emergency Lab(550638001) - DW	26-Jul-21	Cesium-137	3.43E-01	1.53E+00	8.95E-01	pCi/L
OEL Offsite Emergency Lab(550638001) - DW	26-Jul-21	Cobalt-58	1.34E-01	1.62E+00	9.61E-01	pCi/L
OEL Offsite Emergency Lab(550638001) - DW	26-Jul-21	Cobalt-60	-3.99E-01	1.51E+00	9.36E-01	pCi/L
OEL Offsite Emergency Lab(550638001) - DW	26-Jul-21	Iodine-131	5.29E-02	8.35E-01	4.79E-01	pCi/L
OEL Offsite Emergency Lab(550638001) - DW	26-Jul-21	Iron-55	-4.87E+00	7.56E+01	4.94E+01	pCi/L
OEL Offsite Emergency Lab(550638001) - DW	26-Jul-21	Iron-59	-6.15E-01	3.38E+00	2.13E+00	pCi/L
OEL Offsite Emergency Lab(550638001) - DW	26-Jul-21	Lanthanum-140	5.51E-03	3.82E+00	2.27E+00	pCi/L
OEL Offsite Emergency Lab(550638001) - DW	26-Jul-21	Manganese-54	-1.56E-01	1.49E+00	9.04E-01	pCi/L
OEL Offsite Emergency Lab(550638001) - DW	26-Jul-21	Nickel-63	-4.43E+00	2.61E+01	1.53E+01	pCi/L
OEL Offsite Emergency Lab(550638001) - DW	26-Jul-21	Niobium-95	-4.07E-01	1.59E+00	9.93E-01	pCi/L
OEL Offsite Emergency Lab(550638001) - DW	26-Jul-21	Total Strontium	-4.10E-01	1.72E+00	9.80E-01	pCi/L
OEL Offsite Emergency Lab(550638001) - DW	26-Jul-21	Tritium	1.02E+02	2.67E+02	1.66E+02	pCi/L
OEL Offsite Emergency Lab(550638001) - DW	26-Jul-21	Zinc-65	-1.54E+00	2.91E+00	2.04E+00	pCi/L
OEL Offsite Emergency Lab(550638001) - DW	26-Jul-21	Zirconium-95	1.28E+00	3.00E+00	1.80E+00	pCi/L
OEL Offsite Emergency Lab(552194003) - DW	11-Aug-21	BETA	1.96E+00	1.74E+00	1.14E+00	pCi/L
OEL Offsite Emergency Lab(552194003) - DW	11-Aug-21	Barium-140	1.86E-02	1.04E+01	6.29E+00	pCi/L

Drinking Water Sample Results

OEL Offsite Emergency Lab(552194003) - DW	11-Aug-21	Cesium-134	5.43E-01	2.44E+00	1.39E+00	pCi/L
OEL Offsite Emergency Lab(552194003) - DW	11-Aug-21	Cesium-137	2.34E-01	2.20E+00	1.33E+00	pCi/L
OEL Offsite Emergency Lab(552194003) - DW	11-Aug-21	Cobalt-58	4.71E-02	2.08E+00	1.20E+00	pCi/L
OEL Offsite Emergency Lab(552194003) - DW	11-Aug-21	Cobalt-60	7.87E-01	2.46E+00	1.44E+00	pCi/L
OEL Offsite Emergency Lab(552194003) - DW	11-Aug-21	Iodine-131	1.14E-01	5.67E-01	3.26E-01	pCi/L
OEL Offsite Emergency Lab(552194003) - DW	11-Aug-21	Iron-55	1.24E+00	4.86E+01	3.18E+01	pCi/L
OEL Offsite Emergency Lab(552194003) - DW	11-Aug-21	Iron-59	-5.16E-01	4.81E+00	2.89E+00	pCi/L
OEL Offsite Emergency Lab(552194003) - DW	11-Aug-21	Lanthanum-140	-1.00E+00	3.83E+00	2.87E+00	pCi/L
OEL Offsite Emergency Lab(552194003) - DW	11-Aug-21	Manganese-54	-3.51E-01	1.93E+00	1.16E+00	pCi/L
OEL Offsite Emergency Lab(552194003) - DW	11-Aug-21	Nickel-63	1.22E+01	2.94E+01	1.82E+01	pCi/L
OEL Offsite Emergency Lab(552194003) - DW	11-Aug-21	Niobium-95	-1.26E+00	2.00E+00	1.37E+00	pCi/L
OEL Offsite Emergency Lab(552194003) - DW	11-Aug-21	Total Strontium	7.49E-01	1.38E+00	9.11E-01	pCi/L
OEL Offsite Emergency Lab(552194003) - DW	11-Aug-21	Tritium	-1.07E+02	2.62E+02	1.51E+02	pCi/L
OEL Offsite Emergency Lab(552194003) - DW	11-Aug-21	Zinc-65	-1.59E+00	4.34E+00	2.81E+00	pCi/L
OEL Offsite Emergency Lab(552194003) - DW	11-Aug-21	Zirconium-95	1.06E+00	3.97E+00	2.42E+00	pCi/L
OEL Offsite Emergency Lab(555289003) - DW	9-Sep-21	BETA	1.40E+00	1.01E+00	7.03E-01	pCi/L
OEL Offsite Emergency Lab(555289003) - DW	9-Sep-21	Barium-140	9.01E-01	6.77E+00	3.97E+00	pCi/L
OEL Offsite Emergency Lab(555289003) - DW	9-Sep-21	Cesium-134	-4.49E-02	1.38E+00	8.47E-01	pCi/L
OEL Offsite Emergency Lab(555289003) - DW	9-Sep-21	Cesium-137	1.24E-01	1.47E+00	8.76E-01	pCi/L
OEL Offsite Emergency Lab(555289003) - DW	9-Sep-21	Cobalt-58	7.87E-01	7.87E-01	9.34E-01	pCi/L
OEL Offsite Emergency Lab(555289003) - DW	9-Sep-21	Cobalt-60	3.13E-01	1.30E+00	7.47E-01	pCi/L
OEL Offsite Emergency Lab(555289003) - DW	9-Sep-21	Iodine-131	-1.51E-01	6.27E-01	3.77E-01	pCi/L
OEL Offsite Emergency Lab(555289003) - DW	9-Sep-21	Iron-55	-6.70E+00	6.00E+01	3.76E+01	pCi/L
OEL Offsite Emergency Lab(555289003) - DW	9-Sep-21	Iron-59	-1.25E+00	2.79E+00	2.07E+00	pCi/L
OEL Offsite Emergency Lab(555289003) - DW	9-Sep-21	Lanthanum-140	1.46E-01	2.54E+00	1.51E+00	pCi/L
OEL Offsite Emergency Lab(555289003) - DW	9-Sep-21	Manganese-54	-2.76E-01	1.33E+00	8.43E-01	pCi/L
OEL Offsite Emergency Lab(555289003) - DW	9-Sep-21	Nickel-63	6.72E+00	2.31E+01	1.40E+01	pCi/L
OEL Offsite Emergency Lab(555289003) - DW	9-Sep-21	Niobium-95	-1.13E+00	1.45E+00	1.42E+00	pCi/L
OEL Offsite Emergency Lab(555289003) - DW	9-Sep-21	Total Strontium	-3.03E-01	1.19E+00	6.79E-01	pCi/L
OEL Offsite Emergency Lab(555289003) - DW	9-Sep-21	Tritium	-9.31E+01	2.94E+02	1.70E+02	pCi/L
OEL Offsite Emergency Lab(555289003) - DW	9-Sep-21	Zinc-65	2.69E-01	2.83E+00	1.63E+00	pCi/L
OEL Offsite Emergency Lab(555289003) - DW	9-Sep-21	Zirconium-95	1.49E-01	2.42E+00	1.46E+00	pCi/L
OEL Offsite Emergency Lab(558849003) - DW	12-Oct-21	BETA	1.12E+00	1.43E+00	9.08E-01	pCi/L
OEL Offsite Emergency Lab(558849003) - DW	12-Oct-21	Barium-140	6.21E+00	8.24E+00	5.83E+00	pCi/L

Drinking Water Sample Results

OEL Offsite Emergency Lab(558849003) - DW	12-Oct-21	Cesium-134	-1.29E-01	1.46E+00	8.91E-01	pCi/L
OEL Offsite Emergency Lab(558849003) - DW	12-Oct-21	Cesium-137	2.27E-01	1.41E+00	8.28E-01	pCi/L
OEL Offsite Emergency Lab(558849003) - DW	12-Oct-21	Cobalt-58	-4.65E-01	1.23E+00	8.09E-01	pCi/L
OEL Offsite Emergency Lab(558849003) - DW	12-Oct-21	Cobalt-60	1.03E+00	1.50E+00	9.14E-01	pCi/L
OEL Offsite Emergency Lab(558849003) - DW	12-Oct-21	Iodine-131	-8.20E-02	6.15E-01	3.82E-01	pCi/L
OEL Offsite Emergency Lab(558849003) - DW	12-Oct-21	Iron-55	6.38E+00	6.06E+01	4.32E+01	pCi/L
OEL Offsite Emergency Lab(558849003) - DW	12-Oct-21	Iron-59	2.21E-01	2.82E+00	1.72E+00	pCi/L
OEL Offsite Emergency Lab(558849003) - DW	12-Oct-21	Lanthanum-140	6.62E-02	2.74E+00	1.61E+00	pCi/L
OEL Offsite Emergency Lab(558849003) - DW	12-Oct-21	Manganese-54	3.84E-01	1.32E+00	7.88E-01	pCi/L
OEL Offsite Emergency Lab(558849003) - DW	12-Oct-21	Nickel-63	-6.97E+00	2.03E+01	1.17E+01	pCi/L
OEL Offsite Emergency Lab(558849003) - DW	12-Oct-21	Niobium-95	4.81E-01	1.44E+00	8.58E-01	pCi/L
OEL Offsite Emergency Lab(558849003) - DW	12-Oct-21	Total Strontium	1.71E-01	1.23E+00	7.49E-01	pCi/L
OEL Offsite Emergency Lab(558849003) - DW	12-Oct-21	Tritium	3.91E+01	2.86E+02	1.73E+02	pCi/L
OEL Offsite Emergency Lab(558849003) - DW	12-Oct-21	Zinc-65	1.22E+00	2.92E+00	1.85E+00	pCi/L
OEL Offsite Emergency Lab(558849003) - DW	12-Oct-21	Zirconium-95	-4.04E-01	2.21E+00	1.37E+00	pCi/L
OEL Offsite Emergency Lab(562130001) - DW	15-Nov-21	BETA	1.25E+00	1.11E+00	7.50E-01	pCi/L
OEL Offsite Emergency Lab(562130001) - DW	15-Nov-21	Barium-140	3.20E+00	1.37E+01	9.32E+00	pCi/L
OEL Offsite Emergency Lab(562130001) - DW	15-Nov-21	Cesium-134	5.37E-01	1.96E+00	1.15E+00	pCi/L
OEL Offsite Emergency Lab(562130001) - DW	15-Nov-21	Cesium-137	2.05E-01	1.82E+00	1.05E+00	pCi/L
OEL Offsite Emergency Lab(562130001) - DW	15-Nov-21	Cobalt-58	-9.67E-01	1.74E+00	1.19E+00	pCi/L
OEL Offsite Emergency Lab(562130001) - DW	15-Nov-21	Cobalt-60	2.93E-01	1.88E+00	1.07E+00	pCi/L
OEL Offsite Emergency Lab(562130001) - DW	15-Nov-21	Iodine-131	2.95E-01	9.87E-01	6.06E-01	pCi/L
OEL Offsite Emergency Lab(562130001) - DW	15-Nov-21	Iron-55	1.47E+01	8.59E+01	6.45E+01	pCi/L
OEL Offsite Emergency Lab(562130001) - DW	15-Nov-21	Iron-59	1.64E+00	4.29E+00	2.56E+00	pCi/L
OEL Offsite Emergency Lab(562130001) - DW	15-Nov-21	Lanthanum-140	-3.78E+00	4.31E+00	6.53E+00	pCi/L
OEL Offsite Emergency Lab(562130001) - DW	15-Nov-21	Manganese-54	-3.95E-01	1.59E+00	9.92E-01	pCi/L
OEL Offsite Emergency Lab(562130001) - DW	15-Nov-21	Nickel-63	-4.21E+00	1.79E+01	1.05E+01	pCi/L
OEL Offsite Emergency Lab(562130001) - DW	15-Nov-21	Niobium-95	-2.40E+00	1.71E+00	2.34E+00	pCi/L
OEL Offsite Emergency Lab(562130001) - DW	15-Nov-21	Total Strontium	9.29E-01	1.44E+00	9.91E-01	pCi/L
OEL Offsite Emergency Lab(562130001) - DW	15-Nov-21	Tritium	8.42E+01	3.01E+02	1.84E+02	pCi/L
OEL Offsite Emergency Lab(562130001) - DW	15-Nov-21	Zinc-65	1.80E-01	3.49E+00	2.40E+00	pCi/L
OEL Offsite Emergency Lab(562130001) - DW	15-Nov-21	Zirconium-95	-9.91E-01	3.26E+00	2.04E+00	pCi/L
OEL Offsite Emergency Lab(564006003) - DW	6-Dec-21	BETA	1.41E+00	1.48E+00	9.52E-01	pCi/L
OEL Offsite Emergency Lab(564006003) - DW	6-Dec-21	Barium-140	2.26E+00	7.67E+00	4.60E+00	pCi/L

Drinking Water Sample Results

OEL Offsite Emergency Lab(564006003) - DW	6-Dec-21	Cesium-134	-5.44E-01	1.68E+00	1.54E+00	pCi/L
OEL Offsite Emergency Lab(564006003) - DW	6-Dec-21	Cesium-137	-1.09E-01	1.44E+00	8.95E-01	pCi/L
OEL Offsite Emergency Lab(564006003) - DW	6-Dec-21	Cobalt-58	-8.31E-01	1.41E+00	9.62E-01	pCi/L
OEL Offsite Emergency Lab(564006003) - DW	6-Dec-21	Cobalt-60	3.91E-02	1.40E+00	9.70E-01	pCi/L
OEL Offsite Emergency Lab(564006003) - DW	6-Dec-21	Iodine-131	-8.88E-03	7.70E-01	4.45E-01	pCi/L
OEL Offsite Emergency Lab(564006003) - DW	6-Dec-21	Iron-55	1.78E+00	7.16E+01	5.08E+01	pCi/L
OEL Offsite Emergency Lab(564006003) - DW	6-Dec-21	Iron-59	-3.58E-01	3.12E+00	1.91E+00	pCi/L
OEL Offsite Emergency Lab(564006003) - DW	6-Dec-21	Lanthanum-140	-3.03E-01	2.74E+00	1.64E+00	pCi/L
OEL Offsite Emergency Lab(564006003) - DW	6-Dec-21	Manganese-54	-5.80E-01	1.28E+00	8.38E-01	pCi/L
OEL Offsite Emergency Lab(564006003) - DW	6-Dec-21	Nickel-63	1.20E+01	3.28E+01	2.01E+01	pCi/L
OEL Offsite Emergency Lab(564006003) - DW	6-Dec-21	Niobium-95	-2.75E-01	1.56E+00	1.06E+00	pCi/L
OEL Offsite Emergency Lab(564006003) - DW	6-Dec-21	Total Strontium	2.04E-01	8.19E-01	5.05E-01	pCi/L
OEL Offsite Emergency Lab(564006003) - DW	6-Dec-21	Tritium	-2.66E+01	2.97E+02	1.75E+02	pCi/L
OEL Offsite Emergency Lab(564006003) - DW	6-Dec-21	Zinc-65	-2.09E+00	2.76E+00	2.09E+00	pCi/L
OEL Offsite Emergency Lab(564006003) - DW	6-Dec-21	Zirconium-95	2.17E+00	2.78E+00	3.24E+00	pCi/L

WN2 Diablo Creek Outlet

DW

Sample Name	Date Collected	Nuclide	Result	MDC	2 Sigma TPU	Units
WN2 Diablo Creek Outlet(531666006) - DW	13-Jan-21	BETA	7.56E-01	2.38E+00	1.45E+00	pCi/L
WN2 Diablo Creek Outlet(531666006) - DW	13-Jan-21	Barium-140	1.92E+00	6.80E+00	4.00E+00	pCi/L
WN2 Diablo Creek Outlet(531666006) - DW	13-Jan-21	Cesium-134	2.98E-01	1.70E+00	1.07E+00	pCi/L
WN2 Diablo Creek Outlet(531666006) - DW	13-Jan-21	Cesium-137	-8.82E-02	1.43E+00	8.71E-01	pCi/L
WN2 Diablo Creek Outlet(531666006) - DW	13-Jan-21	Cobalt-58	2.22E-01	1.27E+00	8.45E-01	pCi/L
WN2 Diablo Creek Outlet(531666006) - DW	13-Jan-21	Cobalt-60	-2.93E-01	1.64E+00	1.01E+00	pCi/L
WN2 Diablo Creek Outlet(531666006) - DW	13-Jan-21	Iodine-131	1.10E-01	7.90E-01	4.53E-01	pCi/L
WN2 Diablo Creek Outlet(531666006) - DW	13-Jan-21	Iron-55	5.08E+01	1.01E+02	6.58E+01	pCi/L
WN2 Diablo Creek Outlet(531666006) - DW	13-Jan-21	Iron-59	6.45E-03	2.86E+00	1.88E+00	pCi/L
WN2 Diablo Creek Outlet(531666006) - DW	13-Jan-21	Lanthanum-140	-1.17E+00	2.14E+00	1.53E+00	pCi/L
WN2 Diablo Creek Outlet(531666006) - DW	13-Jan-21	Manganese-54	2.38E-01	1.43E+00	8.57E-01	pCi/L
WN2 Diablo Creek Outlet(531666006) - DW	13-Jan-21	Nickel-63	-1.15E+01	4.44E+01	2.60E+01	pCi/L
WN2 Diablo Creek Outlet(531666006) - DW	13-Jan-21	Niobium-95	-1.11E+00	1.40E+00	1.52E+00	pCi/L
WN2 Diablo Creek Outlet(531666006) - DW	13-Jan-21	Total Strontium	-4.25E-01	1.42E+00	8.11E-01	pCi/L
WN2 Diablo Creek Outlet(531666006) - DW	13-Jan-21	Tritium	-3.02E+01	2.93E+02	1.73E+02	pCi/L

Drinking Water Sample Results

WN2 Diablo Creek Outlet(531666006) - DW	13-Jan-21	Zinc-65	3.03E+00	3.06E+00	3.25E+00	pCi/L
WN2 Diablo Creek Outlet(531666006) - DW	13-Jan-21	Zirconium-95	2.34E-01	2.61E+00	1.57E+00	pCi/L
WN2 Diablo Creek Outlet(540195007) - DW	14-Apr-21	BETA	3.03E+00	2.03E+00	1.41E+00	pCi/L
WN2 Diablo Creek Outlet(540195007) - DW	14-Apr-21	Barium-140	7.08E-01	1.16E+01	6.80E+00	pCi/L
WN2 Diablo Creek Outlet(540195007) - DW	14-Apr-21	Cesium-134	7.13E-01	1.74E+00	1.16E+00	pCi/L
WN2 Diablo Creek Outlet(540195007) - DW	14-Apr-21	Cesium-137	-8.58E-02	1.56E+00	9.44E-01	pCi/L
WN2 Diablo Creek Outlet(540195007) - DW	14-Apr-21	Cobalt-58	-3.11E-01	1.61E+00	1.02E+00	pCi/L
WN2 Diablo Creek Outlet(540195007) - DW	14-Apr-21	Cobalt-60	1.33E-01	1.55E+00	9.03E-01	pCi/L
WN2 Diablo Creek Outlet(540195007) - DW	14-Apr-21	Iodine-131	3.53E-01	6.65E-01	4.17E-01	pCi/L
WN2 Diablo Creek Outlet(540195007) - DW	14-Apr-21	Iron-55	-3.05E+01	6.81E+01	4.72E+01	pCi/L
WN2 Diablo Creek Outlet(540195007) - DW	14-Apr-21	Iron-59	-1.82E-01	3.38E+00	1.98E+00	pCi/L
WN2 Diablo Creek Outlet(540195007) - DW	14-Apr-21	Lanthanum-140	-9.76E-01	3.19E+00	2.08E+00	pCi/L
WN2 Diablo Creek Outlet(540195007) - DW	14-Apr-21	Manganese-54	-2.91E-01	1.63E+00	1.03E+00	pCi/L
WN2 Diablo Creek Outlet(540195007) - DW	14-Apr-21	Nickel-63	2.04E+00	2.27E+01	1.37E+01	pCi/L
WN2 Diablo Creek Outlet(540195007) - DW	14-Apr-21	Niobium-95	6.60E-01	1.82E+00	1.10E+00	pCi/L
WN2 Diablo Creek Outlet(540195007) - DW	14-Apr-21	Total Strontium	1.12E-01	5.95E-01	3.69E-01	pCi/L
WN2 Diablo Creek Outlet(540195007) - DW	14-Apr-21	Tritium	1.83E+02	2.49E+02	1.62E+02	pCi/L
WN2 Diablo Creek Outlet(540195007) - DW	14-Apr-21	Zinc-65	-4.82E-02	2.74E+00	1.82E+00	pCi/L
WN2 Diablo Creek Outlet(540195007) - DW	14-Apr-21	Zirconium-95	9.22E-02	2.80E+00	1.69E+00	pCi/L
WN2 Diablo Creek Outlet(554636001) - DW	2-Sep-21	BETA	1.70E+00	2.44E+00	1.54E+00	pCi/L
WN2 Diablo Creek Outlet(554636001) - DW	2-Sep-21	Barium-140	-1.65E+00	9.96E+00	6.08E+00	pCi/L
WN2 Diablo Creek Outlet(554636001) - DW	2-Sep-21	Cesium-134	7.15E-01	1.70E+00	1.02E+00	pCi/L
WN2 Diablo Creek Outlet(554636001) - DW	2-Sep-21	Cesium-137	-4.46E-01	1.55E+00	9.89E-01	pCi/L
WN2 Diablo Creek Outlet(554636001) - DW	2-Sep-21	Cobalt-58	9.01E-01	1.73E+00	1.06E+00	pCi/L
WN2 Diablo Creek Outlet(554636001) - DW	2-Sep-21	Cobalt-60	6.28E-01	1.76E+00	1.01E+00	pCi/L
WN2 Diablo Creek Outlet(554636001) - DW	2-Sep-21	Iodine-131	8.49E-02	1.01E+00	6.06E-01	pCi/L
WN2 Diablo Creek Outlet(554636001) - DW	2-Sep-21	Iron-55	-3.58E+01	1.02E+02	6.30E+01	pCi/L
WN2 Diablo Creek Outlet(554636001) - DW	2-Sep-21	Iron-59	2.18E-01	3.73E+00	2.15E+00	pCi/L
WN2 Diablo Creek Outlet(554636001) - DW	2-Sep-21	Lanthanum-140	-1.34E+00	3.14E+00	2.14E+00	pCi/L
WN2 Diablo Creek Outlet(554636001) - DW	2-Sep-21	Manganese-54	9.69E-01	1.66E+00	1.03E+00	pCi/L
WN2 Diablo Creek Outlet(554636001) - DW	2-Sep-21	Nickel-63	2.62E+00	3.39E+01	2.03E+01	pCi/L
WN2 Diablo Creek Outlet(554636001) - DW	2-Sep-21	Niobium-95	-4.52E-01	1.58E+00	1.02E+00	pCi/L
WN2 Diablo Creek Outlet(554636001) - DW	2-Sep-21	Total Strontium	3.77E-02	6.27E-01	3.77E-01	pCi/L
WN2 Diablo Creek Outlet(554636001) - DW	2-Sep-21	Tritium	4.27E+01	3.11E+02	1.87E+02	pCi/L

Drinking Water Sample Results

WN2 Diablo Creek Outlet(554636001) - DW	2-Sep-21	Zinc-65	-2.03E-01	3.64E+00	2.14E+00	pCi/L
WN2 Diablo Creek Outlet(554636001) - DW	2-Sep-21	Zirconium-95	-7.65E-01	2.50E+00	1.64E+00	pCi/L
WN2 Diablo Creek Outlet(559948008) - DW	16-Nov-21	BETA	1.93E+00	1.96E+00	1.29E+00	pCi/L
WN2 Diablo Creek Outlet(559948008) - DW	16-Nov-21	Barium-140	-7.52E-01	8.64E+00	5.11E+00	pCi/L
WN2 Diablo Creek Outlet(559948008) - DW	16-Nov-21	Cesium-134	-5.32E-01	1.36E+00	9.01E-01	pCi/L
WN2 Diablo Creek Outlet(559948008) - DW	16-Nov-21	Cesium-137	-5.29E-01	1.19E+00	7.87E-01	pCi/L
WN2 Diablo Creek Outlet(559948008) - DW	16-Nov-21	Cobalt-58	-2.01E-02	1.27E+00	7.70E-01	pCi/L
WN2 Diablo Creek Outlet(559948008) - DW	16-Nov-21	Cobalt-60	4.86E-01	1.36E+00	7.76E-01	pCi/L
WN2 Diablo Creek Outlet(559948008) - DW	16-Nov-21	Iodine-131	-2.15E-01	9.06E-01	5.44E-01	pCi/L
WN2 Diablo Creek Outlet(559948008) - DW	16-Nov-21	Iron-55	2.95E+01	1.11E+02	8.28E+01	pCi/L
WN2 Diablo Creek Outlet(559948008) - DW	16-Nov-21	Iron-59	-1.99E+00	2.76E+00	2.13E+00	pCi/L
WN2 Diablo Creek Outlet(559948008) - DW	16-Nov-21	Lanthanum-140	1.32E-01	3.47E+00	2.04E+00	pCi/L
WN2 Diablo Creek Outlet(559948008) - DW	16-Nov-21	Manganese-54	4.75E-01	1.42E+00	8.45E-01	pCi/L
WN2 Diablo Creek Outlet(559948008) - DW	16-Nov-21	Nickel-63	1.52E+01	3.22E+01	1.99E+01	pCi/L
WN2 Diablo Creek Outlet(559948008) - DW	16-Nov-21	Niobium-95	-3.52E-01	1.41E+00	8.88E-01	pCi/L
WN2 Diablo Creek Outlet(559948008) - DW	16-Nov-21	Total Strontium	3.60E-01	8.07E-01	5.27E-01	pCi/L
WN2 Diablo Creek Outlet(559948008) - DW	16-Nov-21	Tritium	9.93E+01	2.86E+02	1.77E+02	pCi/L
WN2 Diablo Creek Outlet(559948008) - DW	16-Nov-21	Zinc-65	-6.65E-01	2.38E+00	1.52E+00	pCi/L
WN2 Diablo Creek Outlet(559948008) - DW	16-Nov-21	Zirconium-95	2.16E-01	2.59E+00	1.54E+00	pCi/L

WW2 Water Well 02

DW

Sample Name	Date Collected	Nuclide	Result	MDC	2 Sigma TPU	Units
WW2 Water Well 02(531666005) - DW	13-Jan-21	BETA	3.10E+00	2.33E+00	1.59E+00	pCi/L
WW2 Water Well 02(531666005) - DW	13-Jan-21	Barium-140	-1.47E+00	6.33E+00	3.82E+00	pCi/L
WW2 Water Well 02(531666005) - DW	13-Jan-21	Cesium-134	-1.20E-01	1.35E+00	8.13E-01	pCi/L
WW2 Water Well 02(531666005) - DW	13-Jan-21	Cesium-137	-1.98E-01	1.34E+00	9.04E-01	pCi/L
WW2 Water Well 02(531666005) - DW	13-Jan-21	Cobalt-58	-7.87E-02	1.19E+00	8.05E-01	pCi/L
WW2 Water Well 02(531666005) - DW	13-Jan-21	Cobalt-60	4.21E-02	1.45E+00	8.93E-01	pCi/L
WW2 Water Well 02(531666005) - DW	13-Jan-21	Iodine-131	3.76E-01	8.87E-01	5.37E-01	pCi/L
WW2 Water Well 02(531666005) - DW	13-Jan-21	Iron-55	2.76E+01	7.70E+01	5.23E+01	pCi/L
WW2 Water Well 02(531666005) - DW	13-Jan-21	Iron-59	1.51E-01	2.88E+00	1.74E+00	pCi/L
WW2 Water Well 02(531666005) - DW	13-Jan-21	Lanthanum-140	-1.38E-01	2.45E+00	1.64E+00	pCi/L
WW2 Water Well 02(531666005) - DW	13-Jan-21	Manganese-54	-2.37E-02	1.37E+00	8.20E-01	pCi/L

Drinking Water Sample Results

WW2 Water Well 02(531666005) - DW	13-Jan-21	Nickel-63	1.22E+01	3.87E+01	2.36E+01	pCi/L
WW2 Water Well 02(531666005) - DW	13-Jan-21	Niobium-95	6.59E-01	1.43E+00	9.30E-01	pCi/L
WW2 Water Well 02(531666005) - DW	13-Jan-21	Total Strontium	-2.85E-01	1.31E+00	7.57E-01	pCi/L
WW2 Water Well 02(531666005) - DW	13-Jan-21	Tritium	-6.83E+01	2.89E+02	1.69E+02	pCi/L
WW2 Water Well 02(531666005) - DW	13-Jan-21	Zinc-65	-2.68E-01	2.82E+00	1.97E+00	pCi/L
WW2 Water Well 02(531666005) - DW	13-Jan-21	Zirconium-95	3.49E-01	2.49E+00	1.46E+00	pCi/L
WW2 Water Well 02(540195006) - DW	14-Apr-21	BETA	5.96E+00	3.32E+00	2.36E+00	pCi/L
WW2 Water Well 02(540195006) - DW	14-Apr-21	Barium-140	-1.80E+00	1.07E+01	6.66E+00	pCi/L
WW2 Water Well 02(540195006) - DW	14-Apr-21	Cesium-134	1.05E-01	1.68E+00	9.70E-01	pCi/L
WW2 Water Well 02(540195006) - DW	14-Apr-21	Cesium-137	1.34E+00	1.34E+00	1.60E+00	pCi/L
WW2 Water Well 02(540195006) - DW	14-Apr-21	Cobalt-58	2.10E-02	1.61E+00	9.36E-01	pCi/L
WW2 Water Well 02(540195006) - DW	14-Apr-21	Cobalt-60	-4.00E-01	1.53E+00	9.94E-01	pCi/L
WW2 Water Well 02(540195006) - DW	14-Apr-21	Iodine-131	-2.22E-01	6.07E-01	3.95E-01	pCi/L
WW2 Water Well 02(540195006) - DW	14-Apr-21	Iron-55	-2.60E+01	6.70E+01	4.66E+01	pCi/L
WW2 Water Well 02(540195006) - DW	14-Apr-21	Iron-59	1.41E-02	3.28E+00	2.24E+00	pCi/L
WW2 Water Well 02(540195006) - DW	14-Apr-21	Lanthanum-140	7.40E-01	4.03E+00	2.31E+00	pCi/L
WW2 Water Well 02(540195006) - DW	14-Apr-21	Manganese-54	1.16E+00	1.40E+00	1.84E+00	pCi/L
WW2 Water Well 02(540195006) - DW	14-Apr-21	Nickel-63	1.23E+01	2.34E+01	1.48E+01	pCi/L
WW2 Water Well 02(540195006) - DW	14-Apr-21	Niobium-95	2.15E-01	1.68E+00	9.68E-01	pCi/L
WW2 Water Well 02(540195006) - DW	14-Apr-21	Total Strontium	4.65E-01	1.16E+00	7.39E-01	pCi/L
WW2 Water Well 02(540195006) - DW	14-Apr-21	Tritium	2.56E+02	2.66E+02	1.78E+02	pCi/L
WW2 Water Well 02(540195006) - DW	14-Apr-21	Zinc-65	4.58E-01	2.96E+00	1.98E+00	pCi/L
WW2 Water Well 02(540195006) - DW	14-Apr-21	Zirconium-95	9.58E-01	2.88E+00	1.66E+00	pCi/L
WW2 Water Well 02(554636003) - DW	2-Sep-21	Barium-140	-6.55E+00	1.15E+01	8.09E+00	pCi/L
WW2 Water Well 02(554636003) - DW	2-Sep-21	Cesium-134	-1.79E+00	1.96E+00	1.83E+00	pCi/L
WW2 Water Well 02(554636003) - DW	2-Sep-21	Cesium-137	-5.88E-01	1.90E+00	1.17E+00	pCi/L
WW2 Water Well 02(554636003) - DW	2-Sep-21	Cobalt-58	8.50E-02	1.96E+00	1.15E+00	pCi/L
WW2 Water Well 02(554636003) - DW	2-Sep-21	Cobalt-60	5.59E-01	2.14E+00	1.23E+00	pCi/L
WW2 Water Well 02(554636003) - DW	2-Sep-21	Iodine-131	6.94E-02	7.48E-01	4.42E-01	pCi/L
WW2 Water Well 02(554636003) - DW	2-Sep-21	Iron-55	-6.75E+00	6.41E+01	4.02E+01	pCi/L
WW2 Water Well 02(554636003) - DW	2-Sep-21	Iron-59	4.64E-01	4.13E+00	2.47E+00	pCi/L
WW2 Water Well 02(554636003) - DW	2-Sep-21	Lanthanum-140	-1.16E+00	4.16E+00	2.63E+00	pCi/L
WW2 Water Well 02(554636003) - DW	2-Sep-21	Manganese-54	-5.22E-01	1.75E+00	1.26E+00	pCi/L
WW2 Water Well 02(554636003) - DW	2-Sep-21	Nickel-63	2.81E-01	2.45E+01	1.46E+01	pCi/L

Drinking Water Sample Results

WW2 Water Well 02(554636003) - DW	2-Sep-21	Niobium-95	1.12E+00	2.13E+00	1.42E+00	pCi/L
WW2 Water Well 02(554636003) - DW	2-Sep-21	Total Strontium	-7.87E-01	1.12E+00	6.12E-01	pCi/L
WW2 Water Well 02(554636003) - DW	2-Sep-21	Tritium	7.10E+01	3.10E+02	1.89E+02	pCi/L
WW2 Water Well 02(554636003) - DW	2-Sep-21	Zinc-65	-1.95E-01	3.66E+00	2.57E+00	pCi/L
WW2 Water Well 02(554636003) - DW	2-Sep-21	Zirconium-95	-2.51E-01	3.64E+00	2.16E+00	pCi/L
WW2 Water Well 02(562132007) - DW	16-Nov-21	BETA	8.24E+00	2.62E+00	2.30E+00	pCi/L
WW2 Water Well 02(562132007) - DW	16-Nov-21	Barium-140	-1.84E+00	1.13E+01	7.80E+00	pCi/L
WW2 Water Well 02(562132007) - DW	16-Nov-21	Cesium-134	1.40E-01	1.75E+00	1.07E+00	pCi/L
WW2 Water Well 02(562132007) - DW	16-Nov-21	Cesium-137	-6.78E-01	1.52E+00	1.02E+00	pCi/L
WW2 Water Well 02(562132007) - DW	16-Nov-21	Cobalt-58	-3.80E-01	1.52E+00	9.86E-01	pCi/L
WW2 Water Well 02(562132007) - DW	16-Nov-21	Cobalt-60	4.89E-01	1.80E+00	1.05E+00	pCi/L
WW2 Water Well 02(562132007) - DW	16-Nov-21	Iodine-131	1.23E-01	9.78E-01	5.95E-01	pCi/L
WW2 Water Well 02(562132007) - DW	16-Nov-21	Iron-55	-3.49E+01	8.25E+01	6.06E+01	pCi/L
WW2 Water Well 02(562132007) - DW	16-Nov-21	Iron-59	2.35E+00	3.87E+00	2.40E+00	pCi/L
WW2 Water Well 02(562132007) - DW	16-Nov-21	Lanthanum-140	2.16E+00	4.20E+00	3.31E+00	pCi/L
WW2 Water Well 02(562132007) - DW	16-Nov-21	Manganese-54	-9.60E-01	1.50E+00	1.10E+00	pCi/L
WW2 Water Well 02(562132007) - DW	16-Nov-21	Nickel-63	-3.87E+00	1.74E+01	1.03E+01	pCi/L
WW2 Water Well 02(562132007) - DW	16-Nov-21	Niobium-95	1.45E+00	2.14E+00	2.07E+00	pCi/L
WW2 Water Well 02(562132007) - DW	16-Nov-21	Total Strontium	-4.84E-01	1.91E+00	1.10E+00	pCi/L
WW2 Water Well 02(562132007) - DW	16-Nov-21	Tritium	8.58E+01	2.86E+02	1.75E+02	pCi/L
WW2 Water Well 02(562132007) - DW	16-Nov-21	Zinc-65	7.33E-01	3.10E+00	2.00E+00	pCi/L
WW2 Water Well 02(562132007) - DW	16-Nov-21	Zirconium-95	-1.64E+00	2.87E+00	2.29E+00	pCi/L

Fish Sample Results

2F1 Morro Bay

FH Market

Sample Name	Date Collected	Nuclide	Result	MDC	2 Sigma TPU	Units
2F1 Morro Bay(532348002) - FH Market	19-Jan-21	Cesium-134	7.44E-01	9.72E+00	5.76E+00	pCi/kg
2F1 Morro Bay(532348002) - FH Market	19-Jan-21	Cesium-137	5.39E+00	5.39E+00	6.95E+00	pCi/kg
2F1 Morro Bay(532348002) - FH Market	19-Jan-21	Cobalt-58	-1.63E+00	7.98E+00	5.32E+00	pCi/kg
2F1 Morro Bay(532348002) - FH Market	19-Jan-21	Cobalt-60	2.73E+00	1.25E+01	6.87E+00	pCi/kg
2F1 Morro Bay(532348002) - FH Market	19-Jan-21	Iron-59	-1.10E+01	1.80E+01	1.38E+01	pCi/kg
2F1 Morro Bay(532348002) - FH Market	19-Jan-21	Manganese-54	4.21E+00	7.87E+00	5.71E+00	pCi/kg
2F1 Morro Bay(532348002) - FH Market	19-Jan-21	Zinc-65	-2.59E+00	2.17E+01	1.32E+01	pCi/kg
2F1 Morro Bay(541785001) - FH Market	22-Apr-21	Cesium-134	1.21E+01	3.19E+01	1.91E+01	pCi/kg
2F1 Morro Bay(541785001) - FH Market	22-Apr-21	Cesium-137	-9.62E-01	3.10E+01	1.87E+01	pCi/kg
2F1 Morro Bay(541785001) - FH Market	22-Apr-21	Cobalt-58	1.29E+01	2.87E+01	1.72E+01	pCi/kg
2F1 Morro Bay(541785001) - FH Market	22-Apr-21	Cobalt-60	-2.04E+01	3.44E+01	3.82E+01	pCi/kg
2F1 Morro Bay(541785001) - FH Market	22-Apr-21	Iron-59	-1.51E+01	5.81E+01	3.62E+01	pCi/kg
2F1 Morro Bay(541785001) - FH Market	22-Apr-21	Manganese-54	-1.83E+01	2.79E+01	2.07E+01	pCi/kg
2F1 Morro Bay(541785001) - FH Market	22-Apr-21	Zinc-65	-1.56E+00	5.69E+01	3.80E+01	pCi/kg
2F1 Morro Bay(556928001) - FH Market	23-Sep-21	Cesium-134	-5.90E+00	2.14E+01	1.35E+01	pCi/kg
2F1 Morro Bay(556928001) - FH Market	23-Sep-21	Cesium-137	8.97E+00	2.18E+01	1.27E+01	pCi/kg
2F1 Morro Bay(556928001) - FH Market	23-Sep-21	Cobalt-58	-5.69E+00	1.91E+01	1.21E+01	pCi/kg
2F1 Morro Bay(556928001) - FH Market	23-Sep-21	Cobalt-60	2.48E+00	2.29E+01	1.32E+01	pCi/kg
2F1 Morro Bay(556928001) - FH Market	23-Sep-21	Iron-59	1.03E+00	4.28E+01	2.60E+01	pCi/kg
2F1 Morro Bay(556928001) - FH Market	23-Sep-21	Manganese-54	1.91E+00	2.06E+01	1.22E+01	pCi/kg
2F1 Morro Bay(556928001) - FH Market	23-Sep-21	Zinc-65	-2.99E-01	4.70E+01	2.87E+01	pCi/kg

7C2 Rattlesnake Canyon

FH Perch

Sample Name	Date Collected	Nuclide	Result	MDC	2 Sigma TPU	Units
7C2 Rattlesnake Canyon(532388008) - FH Perch	21-Jan-21	Cesium-134	4.42E+00	9.54E+00	6.30E+00	pCi/kg
7C2 Rattlesnake Canyon(532388008) - FH Perch	21-Jan-21	Cesium-137	7.71E+00	8.79E+00	7.37E+00	pCi/kg
7C2 Rattlesnake Canyon(532388008) - FH Perch	21-Jan-21	Cobalt-58	4.48E+00	9.61E+00	5.75E+00	pCi/kg
7C2 Rattlesnake Canyon(532388008) - FH Perch	21-Jan-21	Cobalt-60	4.35E+00	1.06E+01	6.12E+00	pCi/kg
7C2 Rattlesnake Canyon(532388008) - FH Perch	21-Jan-21	Iron-59	1.42E+01	2.45E+01	1.75E+01	pCi/kg
7C2 Rattlesnake Canyon(532388008) - FH Perch	21-Jan-21	Manganese-54	2.90E+00	8.93E+00	5.30E+00	pCi/kg

Fish Sample Results

7C2 Rattlesnake Canyon(532388008) - FH Perch	21-Jan-21	Zinc-65	9.84E-01	2.43E+01	1.63E+01	pCi/kg
7C2 Rattlesnake Canyon(543944001) - FH Perch	6-May-21	Cesium-134	7.14E+00	2.07E+01	1.24E+01	pCi/kg
7C2 Rattlesnake Canyon(543944001) - FH Perch	6-May-21	Cesium-137	1.83E+01	1.83E+01	2.01E+01	pCi/kg
7C2 Rattlesnake Canyon(543944001) - FH Perch	6-May-21	Cobalt-58	-4.43E+00	2.04E+01	1.30E+01	pCi/kg
7C2 Rattlesnake Canyon(543944001) - FH Perch	6-May-21	Cobalt-60	-4.55E+00	1.82E+01	1.15E+01	pCi/kg
7C2 Rattlesnake Canyon(543944001) - FH Perch	6-May-21	Iron-59	4.75E+00	4.28E+01	2.62E+01	pCi/kg
7C2 Rattlesnake Canyon(543944001) - FH Perch	6-May-21	Manganese-54	2.93E+00	1.85E+01	1.11E+01	pCi/kg
7C2 Rattlesnake Canyon(543944001) - FH Perch	6-May-21	Zinc-65	-3.69E+00	4.18E+01	3.85E+01	pCi/kg
7C2 Rattlesnake Canyon(552196001) - FH Perch	28-Jul-21	Cesium-134	1.24E+01	2.51E+01	1.58E+01	pCi/kg
7C2 Rattlesnake Canyon(552196001) - FH Perch	28-Jul-21	Cesium-137	7.45E+00	2.19E+01	1.27E+01	pCi/kg
7C2 Rattlesnake Canyon(552196001) - FH Perch	28-Jul-21	Cobalt-58	2.02E+01	2.18E+01	1.63E+01	pCi/kg
7C2 Rattlesnake Canyon(552196001) - FH Perch	28-Jul-21	Cobalt-60	-8.92E+00	2.28E+01	1.75E+01	pCi/kg
7C2 Rattlesnake Canyon(552196001) - FH Perch	28-Jul-21	Iron-59	-1.83E+01	5.04E+01	3.39E+01	pCi/kg
7C2 Rattlesnake Canyon(552196001) - FH Perch	28-Jul-21	Manganese-54	7.66E+00	2.17E+01	1.28E+01	pCi/kg
7C2 Rattlesnake Canyon(552196001) - FH Perch	28-Jul-21	Zinc-65	-3.38E+01	5.27E+01	4.19E+01	pCi/kg
7C2 Rattlesnake Canyon(562874003) - FH Perch	18-Nov-21	Cesium-134	2.35E+00	2.13E+01	1.28E+01	pCi/kg
7C2 Rattlesnake Canyon(562874003) - FH Perch	18-Nov-21	Cesium-137	9.07E-01	2.06E+01	1.22E+01	pCi/kg
7C2 Rattlesnake Canyon(562874003) - FH Perch	18-Nov-21	Cobalt-58	4.36E+00	2.23E+01	1.33E+01	pCi/kg
7C2 Rattlesnake Canyon(562874003) - FH Perch	18-Nov-21	Cobalt-60	-1.39E+00	2.45E+01	1.87E+01	pCi/kg
7C2 Rattlesnake Canyon(562874003) - FH Perch	18-Nov-21	Iron-59	-3.25E+01	4.57E+01	3.36E+01	pCi/kg
7C2 Rattlesnake Canyon(562874003) - FH Perch	18-Nov-21	Manganese-54	9.10E+00	2.12E+01	1.29E+01	pCi/kg
7C2 Rattlesnake Canyon(562874003) - FH Perch	18-Nov-21	Zinc-65	-1.15E+01	4.83E+01	3.03E+01	pCi/kg

7C2 Rattlesnake Canyon

FH Rockfish

Sample Name	Date Collected	Nuclide	Result	MDC	2 Sigma TPU	Units
7C2 Rattlesnake Canyon(532388009) - FH Rockfish	21-Jan-21	Cesium-134	3.07E+00	8.33E+00	4.96E+00	pCi/kg
7C2 Rattlesnake Canyon(532388009) - FH Rockfish	21-Jan-21	Cesium-137	3.66E+00	7.70E+00	6.17E+00	pCi/kg
7C2 Rattlesnake Canyon(532388009) - FH Rockfish	21-Jan-21	Cobalt-58	1.51E+00	7.62E+00	4.53E+00	pCi/kg
7C2 Rattlesnake Canyon(532388009) - FH Rockfish	21-Jan-21	Cobalt-60	1.54E+00	8.25E+00	4.75E+00	pCi/kg
7C2 Rattlesnake Canyon(532388009) - FH Rockfish	21-Jan-21	Iron-59	-3.61E+00	1.66E+01	1.01E+01	pCi/kg
7C2 Rattlesnake Canyon(532388009) - FH Rockfish	21-Jan-21	Manganese-54	-2.94E+00	6.95E+00	4.71E+00	pCi/kg
7C2 Rattlesnake Canyon(532388009) - FH Rockfish	21-Jan-21	Zinc-65	1.22E+00	1.66E+01	9.52E+00	pCi/kg
7C2 Rattlesnake Canyon(543845001) - FH Rockfish	6-May-21	Cesium-134	-1.08E+01	2.35E+01	1.60E+01	pCi/kg

Fish Sample Results

7C2 Rattlesnake Canyon(543845001) - FH Rockfsh	6-May-21	Cesium-137	-8.54E+00	2.12E+01	1.39E+01	pCi/kg
7C2 Rattlesnake Canyon(543845001) - FH Rockfsh	6-May-21	Cobalt-58	-7.57E+00	2.36E+01	1.54E+01	pCi/kg
7C2 Rattlesnake Canyon(543845001) - FH Rockfsh	6-May-21	Cobalt-60	5.77E+00	2.65E+01	1.53E+01	pCi/kg
7C2 Rattlesnake Canyon(543845001) - FH Rockfsh	6-May-21	Iron-59	-2.12E+01	5.37E+01	3.70E+01	pCi/kg
7C2 Rattlesnake Canyon(543845001) - FH Rockfsh	6-May-21	Manganese-54	3.00E+00	2.31E+01	1.38E+01	pCi/kg
7C2 Rattlesnake Canyon(543845001) - FH Rockfsh	6-May-21	Zinc-65	3.65E+01	5.29E+01	3.13E+01	pCi/kg
7C2 Rattlesnake Canyon(552195001) - FH Rockfsh	28-Jul-21	Cesium-134	-3.13E+01	2.60E+01	2.77E+01	pCi/kg
7C2 Rattlesnake Canyon(552195001) - FH Rockfsh	28-Jul-21	Cesium-137	1.64E+01	2.71E+01	2.18E+01	pCi/kg
7C2 Rattlesnake Canyon(552195001) - FH Rockfsh	28-Jul-21	Cobalt-58	1.43E+01	2.88E+01	1.78E+01	pCi/kg
7C2 Rattlesnake Canyon(552195001) - FH Rockfsh	28-Jul-21	Cobalt-60	5.09E+00	2.69E+01	1.55E+01	pCi/kg
7C2 Rattlesnake Canyon(552195001) - FH Rockfsh	28-Jul-21	Iron-59	-1.56E+00	5.85E+01	3.45E+01	pCi/kg
7C2 Rattlesnake Canyon(552195001) - FH Rockfsh	28-Jul-21	Manganese-54	5.70E+00	2.40E+01	1.46E+01	pCi/kg
7C2 Rattlesnake Canyon(552195001) - FH Rockfsh	28-Jul-21	Zinc-65	-2.62E+00	5.05E+01	3.00E+01	pCi/kg
7C2 Rattlesnake Canyon(562874004) - FH Rockfsh	18-Nov-21	Cesium-134	-3.35E+00	1.43E+01	9.14E+00	pCi/kg
7C2 Rattlesnake Canyon(562874004) - FH Rockfsh	18-Nov-21	Cesium-137	3.59E+00	1.54E+01	9.00E+00	pCi/kg
7C2 Rattlesnake Canyon(562874004) - FH Rockfsh	18-Nov-21	Cobalt-58	-4.20E+00	1.16E+01	7.80E+00	pCi/kg
7C2 Rattlesnake Canyon(562874004) - FH Rockfsh	18-Nov-21	Cobalt-60	1.28E+00	1.53E+01	8.86E+00	pCi/kg
7C2 Rattlesnake Canyon(562874004) - FH Rockfsh	18-Nov-21	Iron-59	-6.76E+00	3.51E+01	2.29E+01	pCi/kg
7C2 Rattlesnake Canyon(562874004) - FH Rockfsh	18-Nov-21	Manganese-54	4.03E+00	1.54E+01	9.18E+00	pCi/kg
7C2 Rattlesnake Canyon(562874004) - FH Rockfsh	18-Nov-21	Zinc-65	7.85E+00	3.44E+01	1.95E+01	pCi/kg

7D3 Avila Pier

FH Market

Sample Name	Date Collected	Nuclide	Result	MDC	2 Sigma TPU	Units
7D3 Avila Pier(532348001) - FH Market	19-Jan-21	Cesium-134	-9.87E-01	8.70E+00	5.32E+00	pCi/kg
7D3 Avila Pier(532348001) - FH Market	19-Jan-21	Cesium-137	8.04E+00	8.04E+00	1.08E+01	pCi/kg
7D3 Avila Pier(532348001) - FH Market	19-Jan-21	Cobalt-58	-4.44E+00	7.18E+00	5.55E+00	pCi/kg
7D3 Avila Pier(532348001) - FH Market	19-Jan-21	Cobalt-60	-1.85E+00	1.09E+01	6.77E+00	pCi/kg
7D3 Avila Pier(532348001) - FH Market	19-Jan-21	Iron-59	-1.35E+00	2.62E+01	1.60E+01	pCi/kg
7D3 Avila Pier(532348001) - FH Market	19-Jan-21	Manganese-54	1.74E+00	1.07E+01	6.09E+00	pCi/kg
7D3 Avila Pier(532348001) - FH Market	19-Jan-21	Zinc-65	-1.13E+01	2.20E+01	1.61E+01	pCi/kg
7D3 Avila Pier(541886001) - FH Market	21-Apr-21	Cesium-134	2.52E+00	1.91E+01	1.09E+01	pCi/kg
7D3 Avila Pier(541886001) - FH Market	21-Apr-21	Cesium-137	6.65E+00	1.84E+01	1.11E+01	pCi/kg
7D3 Avila Pier(541886001) - FH Market	21-Apr-21	Cobalt-58	-3.27E+00	1.66E+01	9.99E+00	pCi/kg

Fish Sample Results

7D3 Avila Pier(541886001) - FH Market	21-Apr-21	Cobalt-60	5.22E+00	2.04E+01	1.19E+01	pCi/kg
7D3 Avila Pier(541886001) - FH Market	21-Apr-21	Iron-59	-3.63E+00	3.32E+01	2.29E+01	pCi/kg
7D3 Avila Pier(541886001) - FH Market	21-Apr-21	Manganese-54	2.14E+00	1.78E+01	1.02E+01	pCi/kg
7D3 Avila Pier(541886001) - FH Market	21-Apr-21	Zinc-65	1.84E+00	4.03E+01	2.37E+01	pCi/kg
7D3 Avila Pier(559816001) - FH Market	19-Oct-21	Cesium-134	1.60E+01	2.11E+01	1.39E+01	pCi/kg
7D3 Avila Pier(559816001) - FH Market	19-Oct-21	Cesium-137	-1.17E+00	1.79E+01	1.06E+01	pCi/kg
7D3 Avila Pier(559816001) - FH Market	19-Oct-21	Cobalt-58	4.30E+00	1.85E+01	1.11E+01	pCi/kg
7D3 Avila Pier(559816001) - FH Market	19-Oct-21	Cobalt-60	5.76E-02	2.00E+01	1.21E+01	pCi/kg
7D3 Avila Pier(559816001) - FH Market	19-Oct-21	Iron-59	-3.57E+00	3.89E+01	2.33E+01	pCi/kg
7D3 Avila Pier(559816001) - FH Market	19-Oct-21	Manganese-54	-1.37E+01	1.75E+01	1.47E+01	pCi/kg
7D3 Avila Pier(559816001) - FH Market	19-Oct-21	Zinc-65	1.91E+01	4.26E+01	2.91E+01	pCi/kg

DCM Diablo Cove Marine

FH Perch

Sample Name	Date Collected	Nuclide	Result	MDC	2 Sigma TPU	Units
DCM Diablo Cove Marine(532388006) - FH Perch	21-Jan-21	Cesium-134	4.90E-01	8.60E+00	5.17E+00	pCi/kg
DCM Diablo Cove Marine(532388006) - FH Perch	21-Jan-21	Cesium-137	3.48E+00	8.49E+00	5.07E+00	pCi/kg
DCM Diablo Cove Marine(532388006) - FH Perch	21-Jan-21	Cobalt-58	1.52E+00	7.54E+00	4.48E+00	pCi/kg
DCM Diablo Cove Marine(532388006) - FH Perch	21-Jan-21	Cobalt-60	1.77E+00	8.51E+00	4.90E+00	pCi/kg
DCM Diablo Cove Marine(532388006) - FH Perch	21-Jan-21	Iron-59	2.89E+00	1.89E+01	1.08E+01	pCi/kg
DCM Diablo Cove Marine(532388006) - FH Perch	21-Jan-21	Manganese-54	-2.36E+00	7.45E+00	4.87E+00	pCi/kg
DCM Diablo Cove Marine(532388006) - FH Perch	21-Jan-21	Zinc-65	3.47E+00	1.88E+01	1.15E+01	pCi/kg
DCM Diablo Cove Marine(543944002) - FH Perch	6-May-21	Cesium-134	-1.43E-01	1.52E+01	9.22E+00	pCi/kg
DCM Diablo Cove Marine(543944002) - FH Perch	6-May-21	Cesium-137	1.73E+01	1.76E+01	1.22E+01	pCi/kg
DCM Diablo Cove Marine(543944002) - FH Perch	6-May-21	Cobalt-58	2.75E+00	1.64E+01	9.76E+00	pCi/kg
DCM Diablo Cove Marine(543944002) - FH Perch	6-May-21	Cobalt-60	7.43E+00	2.00E+01	1.15E+01	pCi/kg
DCM Diablo Cove Marine(543944002) - FH Perch	6-May-21	Iron-59	-5.27E+00	3.56E+01	2.30E+01	pCi/kg
DCM Diablo Cove Marine(543944002) - FH Perch	6-May-21	Manganese-54	5.89E+00	1.57E+01	9.39E+00	pCi/kg
DCM Diablo Cove Marine(543944002) - FH Perch	6-May-21	Zinc-65	-1.46E+00	3.48E+01	2.31E+01	pCi/kg
DCM Diablo Cove Marine(552196002) - FH Perch	29-Jul-21	Cesium-134	7.56E+00	2.22E+01	1.33E+01	pCi/kg
DCM Diablo Cove Marine(552196002) - FH Perch	29-Jul-21	Cesium-137	7.85E+00	1.89E+01	2.59E+01	pCi/kg
DCM Diablo Cove Marine(552196002) - FH Perch	29-Jul-21	Cobalt-58	-9.25E+00	2.40E+01	1.58E+01	pCi/kg
DCM Diablo Cove Marine(552196002) - FH Perch	29-Jul-21	Cobalt-60	3.88E+00	2.22E+01	1.29E+01	pCi/kg
DCM Diablo Cove Marine(552196002) - FH Perch	29-Jul-21	Iron-59	-2.40E+01	5.20E+01	3.66E+01	pCi/kg

Fish Sample Results

DCM Diablo Cove Marine(552196002) - FH Perch	29-Jul-21	Manganese-54	-5.62E+00	1.90E+01	1.41E+01	pCi/kg
DCM Diablo Cove Marine(552196002) - FH Perch	29-Jul-21	Zinc-65	1.58E+01	4.69E+01	3.20E+01	pCi/kg
DCM Diablo Cove Marine(562874001) - FH Perch	16-Nov-21	Cesium-134	1.20E+00	2.11E+01	1.29E+01	pCi/kg
DCM Diablo Cove Marine(562874001) - FH Perch	16-Nov-21	Cesium-137	-2.11E+00	2.03E+01	1.24E+01	pCi/kg
DCM Diablo Cove Marine(562874001) - FH Perch	16-Nov-21	Cobalt-58	-1.14E+01	2.03E+01	1.45E+01	pCi/kg
DCM Diablo Cove Marine(562874001) - FH Perch	16-Nov-21	Cobalt-60	5.99E+00	1.88E+01	1.08E+01	pCi/kg
DCM Diablo Cove Marine(562874001) - FH Perch	16-Nov-21	Iron-59	1.28E+01	3.90E+01	2.23E+01	pCi/kg
DCM Diablo Cove Marine(562874001) - FH Perch	16-Nov-21	Manganese-54	7.71E+00	2.03E+01	1.24E+01	pCi/kg
DCM Diablo Cove Marine(562874001) - FH Perch	16-Nov-21	Zinc-65	2.58E+01	4.39E+01	4.87E+01	pCi/kg

DCM Diablo Cove Marine

FH Rockfsh

Sample Name	Date Collected	Nuclide	Result	MDC	2 Sigma TPU	Units
DCM Diablo Cove Marine(532388007) - FH Rockfsh	21-Jan-21	Cesium-134	4.72E+00	8.89E+00	5.34E+00	pCi/kg
DCM Diablo Cove Marine(532388007) - FH Rockfsh	21-Jan-21	Cesium-137	5.84E+00	9.22E+00	5.69E+00	pCi/kg
DCM Diablo Cove Marine(532388007) - FH Rockfsh	21-Jan-21	Cobalt-58	1.34E+00	8.47E+00	5.58E+00	pCi/kg
DCM Diablo Cove Marine(532388007) - FH Rockfsh	21-Jan-21	Cobalt-60	-1.39E+00	7.85E+00	5.49E+00	pCi/kg
DCM Diablo Cove Marine(532388007) - FH Rockfsh	21-Jan-21	Iron-59	-1.20E+01	1.78E+01	1.53E+01	pCi/kg
DCM Diablo Cove Marine(532388007) - FH Rockfsh	21-Jan-21	Manganese-54	-2.13E+00	7.94E+00	5.10E+00	pCi/kg
DCM Diablo Cove Marine(532388007) - FH Rockfsh	21-Jan-21	Zinc-65	-6.71E+00	1.90E+01	1.19E+01	pCi/kg
DCM Diablo Cove Marine(543845002) - FH Rockfsh	6-May-21	Cesium-134	-1.42E+00	1.74E+01	1.10E+01	pCi/kg
DCM Diablo Cove Marine(543845002) - FH Rockfsh	6-May-21	Cesium-137	8.65E+00	1.92E+01	1.18E+01	pCi/kg
DCM Diablo Cove Marine(543845002) - FH Rockfsh	6-May-21	Cobalt-58	-5.61E+00	1.84E+01	1.24E+01	pCi/kg
DCM Diablo Cove Marine(543845002) - FH Rockfsh	6-May-21	Cobalt-60	4.25E+00	1.90E+01	1.11E+01	pCi/kg
DCM Diablo Cove Marine(543845002) - FH Rockfsh	6-May-21	Iron-59	-3.96E+00	4.47E+01	2.70E+01	pCi/kg
DCM Diablo Cove Marine(543845002) - FH Rockfsh	6-May-21	Manganese-54	-3.43E+00	1.68E+01	1.02E+01	pCi/kg
DCM Diablo Cove Marine(543845002) - FH Rockfsh	6-May-21	Zinc-65	-1.66E+01	3.50E+01	2.98E+01	pCi/kg
DCM Diablo Cove Marine(552195002) - FH Rockfsh	29-Jul-21	Cesium-134	2.04E+00	2.32E+01	1.38E+01	pCi/kg
DCM Diablo Cove Marine(552195002) - FH Rockfsh	29-Jul-21	Cesium-137	-1.71E+00	2.01E+01	1.21E+01	pCi/kg
DCM Diablo Cove Marine(552195002) - FH Rockfsh	29-Jul-21	Cobalt-58	-4.19E+00	2.30E+01	1.48E+01	pCi/kg
DCM Diablo Cove Marine(552195002) - FH Rockfsh	29-Jul-21	Cobalt-60	2.04E+01	2.32E+01	4.91E+01	pCi/kg
DCM Diablo Cove Marine(552195002) - FH Rockfsh	29-Jul-21	Iron-59	-2.45E+01	4.29E+01	3.64E+01	pCi/kg
DCM Diablo Cove Marine(552195002) - FH Rockfsh	29-Jul-21	Manganese-54	4.56E+00	1.97E+01	1.31E+01	pCi/kg
DCM Diablo Cove Marine(552195002) - FH Rockfsh	29-Jul-21	Zinc-65	-3.65E+01	4.78E+01	5.25E+01	pCi/kg

Fish Sample Results

DCM Diablo Cove Marine(562874002) - FH Rockfsh	16-Nov-21	Cesium-134	5.50E+00	2.35E+01	1.41E+01	pCi/kg
DCM Diablo Cove Marine(562874002) - FH Rockfsh	16-Nov-21	Cesium-137	7.01E+00	2.26E+01	1.31E+01	pCi/kg
DCM Diablo Cove Marine(562874002) - FH Rockfsh	16-Nov-21	Cobalt-58	1.07E+01	2.43E+01	1.44E+01	pCi/kg
DCM Diablo Cove Marine(562874002) - FH Rockfsh	16-Nov-21	Cobalt-60	1.36E+01	2.56E+01	1.50E+01	pCi/kg
DCM Diablo Cove Marine(562874002) - FH Rockfsh	16-Nov-21	Iron-59	-1.59E+01	5.22E+01	3.43E+01	pCi/kg
DCM Diablo Cove Marine(562874002) - FH Rockfsh	16-Nov-21	Manganese-54	4.96E+00	2.06E+01	1.20E+01	pCi/kg
DCM Diablo Cove Marine(562874002) - FH Rockfsh	16-Nov-21	Zinc-65	-9.45E+00	4.73E+01	3.02E+01	pCi/kg

PON Pacific Ocean North of Diablo Cove

FH Perch

Sample Name	Date Collected	Nuclide	Result	MDC	2 Sigma TPU	Units
PON Pacific Ocean North of Diablo Cove(532388011) - FH Perch	22-Jan-21	Cesium-134	2.04E+00	1.45E+01	8.65E+00	pCi/kg
PON Pacific Ocean North of Diablo Cove(532388011) - FH Perch	22-Jan-21	Cesium-137	6.44E+00	1.28E+01	1.34E+01	pCi/kg
PON Pacific Ocean North of Diablo Cove(532388011) - FH Perch	22-Jan-21	Cobalt-58	-4.76E+00	1.25E+01	9.43E+00	pCi/kg
PON Pacific Ocean North of Diablo Cove(532388011) - FH Perch	22-Jan-21	Cobalt-60	-1.26E-03	1.34E+01	7.88E+00	pCi/kg
PON Pacific Ocean North of Diablo Cove(532388011) - FH Perch	22-Jan-21	Iron-59	-4.45E+00	2.97E+01	1.77E+01	pCi/kg
PON Pacific Ocean North of Diablo Cove(532388011) - FH Perch	22-Jan-21	Manganese-54	3.44E-01	1.27E+01	7.68E+00	pCi/kg
PON Pacific Ocean North of Diablo Cove(532388011) - FH Perch	22-Jan-21	Zinc-65	-1.88E+01	2.81E+01	2.00E+01	pCi/kg
PON Pacific Ocean North of Diablo Cove(543944003) - FH Perch	5-May-21	Cesium-134	2.87E+00	2.49E+01	1.53E+01	pCi/kg
PON Pacific Ocean North of Diablo Cove(543944003) - FH Perch	5-May-21	Cesium-137	1.66E+01	2.07E+01	1.92E+01	pCi/kg
PON Pacific Ocean North of Diablo Cove(543944003) - FH Perch	5-May-21	Cobalt-58	-2.30E+01	2.27E+01	2.21E+01	pCi/kg
PON Pacific Ocean North of Diablo Cove(543944003) - FH Perch	5-May-21	Cobalt-60	3.40E-01	2.29E+01	1.37E+01	pCi/kg
PON Pacific Ocean North of Diablo Cove(543944003) - FH Perch	5-May-21	Iron-59	2.58E+01	5.80E+01	3.38E+01	pCi/kg
PON Pacific Ocean North of Diablo Cove(543944003) - FH Perch	5-May-21	Manganese-54	5.76E+00	2.33E+01	1.42E+01	pCi/kg
PON Pacific Ocean North of Diablo Cove(543944003) - FH Perch	5-May-21	Zinc-65	-1.55E+01	4.87E+01	3.12E+01	pCi/kg
PON Pacific Ocean North of Diablo Cove(552196003) - FH Perch	14-Jul-21	Cesium-134	3.22E+00	1.99E+01	1.19E+01	pCi/kg
PON Pacific Ocean North of Diablo Cove(552196003) - FH Perch	14-Jul-21	Cesium-137	1.01E+01	1.95E+01	1.34E+01	pCi/kg
PON Pacific Ocean North of Diablo Cove(552196003) - FH Perch	14-Jul-21	Cobalt-58	-5.75E+00	2.34E+01	1.96E+01	pCi/kg
PON Pacific Ocean North of Diablo Cove(552196003) - FH Perch	14-Jul-21	Cobalt-60	-1.08E+01	1.67E+01	1.24E+01	pCi/kg
PON Pacific Ocean North of Diablo Cove(552196003) - FH Perch	14-Jul-21	Iron-59	-1.80E+01	5.41E+01	3.71E+01	pCi/kg
PON Pacific Ocean North of Diablo Cove(552196003) - FH Perch	14-Jul-21	Manganese-54	9.99E+00	2.10E+01	1.27E+01	pCi/kg
PON Pacific Ocean North of Diablo Cove(552196003) - FH Perch	14-Jul-21	Zinc-65	2.38E+01	4.94E+01	3.00E+01	pCi/kg
PON Pacific Ocean North of Diablo Cove(562874005) - FH Perch	15-Nov-21	Cesium-134	-9.03E+00	2.11E+01	1.78E+01	pCi/kg
PON Pacific Ocean North of Diablo Cove(562874005) - FH Perch	15-Nov-21	Cesium-137	-4.64E+00	2.37E+01	2.17E+01	pCi/kg

Fish Sample Results

PON Pacific Ocean North of Diablo Cove(562874005) - FH Perch	15-Nov-21	Cobalt-58	-5.06E+00	1.92E+01	1.37E+01	pCi/kg
PON Pacific Ocean North of Diablo Cove(562874005) - FH Perch	15-Nov-21	Cobalt-60	-8.04E+00	2.08E+01	1.45E+01	pCi/kg
PON Pacific Ocean North of Diablo Cove(562874005) - FH Perch	15-Nov-21	Iron-59	-1.64E+01	4.46E+01	3.00E+01	pCi/kg
PON Pacific Ocean North of Diablo Cove(562874005) - FH Perch	15-Nov-21	Manganese-54	4.38E+00	2.00E+01	1.27E+01	pCi/kg
PON Pacific Ocean North of Diablo Cove(562874005) - FH Perch	15-Nov-21	Zinc-65	7.70E+00	5.01E+01	3.32E+01	pCi/kg

PON Pacific Ocean North of Diablo Cove

FH Rockfsh

Sample Name	Date Collected	Nuclide	Result	MDC	2 Sigma TPU	Units
PON Pacific Ocean North of Diablo Cove(532388012) - FH Rockfsh	22-Jan-21	Cesium-134	4.31E+00	1.07E+01	6.37E+00	pCi/kg
PON Pacific Ocean North of Diablo Cove(532388012) - FH Rockfsh	22-Jan-21	Cesium-137	6.79E+00	7.87E+00	1.09E+01	pCi/kg
PON Pacific Ocean North of Diablo Cove(532388012) - FH Rockfsh	22-Jan-21	Cobalt-58	-2.02E+00	8.51E+00	5.58E+00	pCi/kg
PON Pacific Ocean North of Diablo Cove(532388012) - FH Rockfsh	22-Jan-21	Cobalt-60	2.16E+00	1.07E+01	6.14E+00	pCi/kg
PON Pacific Ocean North of Diablo Cove(532388012) - FH Rockfsh	22-Jan-21	Iron-59	-3.60E+00	2.23E+01	1.36E+01	pCi/kg
PON Pacific Ocean North of Diablo Cove(532388012) - FH Rockfsh	22-Jan-21	Manganese-54	-7.57E+00	8.98E+00	8.91E+00	pCi/kg
PON Pacific Ocean North of Diablo Cove(532388012) - FH Rockfsh	22-Jan-21	Zinc-65	-1.30E+00	2.36E+01	1.41E+01	pCi/kg
PON Pacific Ocean North of Diablo Cove(543845003) - FH Rockfsh	5-May-21	Cesium-134	-4.33E+00	1.89E+01	1.61E+01	pCi/kg
PON Pacific Ocean North of Diablo Cove(543845003) - FH Rockfsh	5-May-21	Cesium-137	8.05E+00	1.80E+01	1.91E+01	pCi/kg
PON Pacific Ocean North of Diablo Cove(543845003) - FH Rockfsh	5-May-21	Cobalt-58	4.04E-01	1.87E+01	1.11E+01	pCi/kg
PON Pacific Ocean North of Diablo Cove(543845003) - FH Rockfsh	5-May-21	Cobalt-60	4.92E+00	1.97E+01	1.18E+01	pCi/kg
PON Pacific Ocean North of Diablo Cove(543845003) - FH Rockfsh	5-May-21	Iron-59	-1.05E+01	4.14E+01	3.07E+01	pCi/kg
PON Pacific Ocean North of Diablo Cove(543845003) - FH Rockfsh	5-May-21	Manganese-54	-1.58E+01	1.65E+01	1.84E+01	pCi/kg
PON Pacific Ocean North of Diablo Cove(543845003) - FH Rockfsh	5-May-21	Zinc-65	-1.93E+00	4.29E+01	2.63E+01	pCi/kg
PON Pacific Ocean North of Diablo Cove(552195003) - FH Rockfsh	14-Jul-21	Cesium-134	3.62E+00	2.72E+01	1.65E+01	pCi/kg
PON Pacific Ocean North of Diablo Cove(552195003) - FH Rockfsh	14-Jul-21	Cesium-137	5.19E+00	2.45E+01	1.46E+01	pCi/kg
PON Pacific Ocean North of Diablo Cove(552195003) - FH Rockfsh	14-Jul-21	Cobalt-58	1.63E+01	3.26E+01	1.99E+01	pCi/kg
PON Pacific Ocean North of Diablo Cove(552195003) - FH Rockfsh	14-Jul-21	Cobalt-60	-1.16E+01	2.20E+01	1.57E+01	pCi/kg
PON Pacific Ocean North of Diablo Cove(552195003) - FH Rockfsh	14-Jul-21	Iron-59	-2.13E+01	7.04E+01	4.48E+01	pCi/kg
PON Pacific Ocean North of Diablo Cove(552195003) - FH Rockfsh	14-Jul-21	Manganese-54	9.22E+00	2.53E+01	1.53E+01	pCi/kg
PON Pacific Ocean North of Diablo Cove(552195003) - FH Rockfsh	14-Jul-21	Zinc-65	-2.11E+00	5.62E+01	3.33E+01	pCi/kg
PON Pacific Ocean North of Diablo Cove(562874006) - FH Rockfsh	15-Nov-21	Cesium-134	7.72E+00	2.33E+01	2.31E+01	pCi/kg
PON Pacific Ocean North of Diablo Cove(562874006) - FH Rockfsh	15-Nov-21	Cesium-137	1.10E+01	1.59E+01	1.34E+01	pCi/kg
PON Pacific Ocean North of Diablo Cove(562874006) - FH Rockfsh	15-Nov-21	Cobalt-58	1.50E+01	2.42E+01	1.49E+01	pCi/kg
PON Pacific Ocean North of Diablo Cove(562874006) - FH Rockfsh	15-Nov-21	Cobalt-60	5.03E+00	2.49E+01	1.69E+01	pCi/kg

Fish Sample Results

PON Pacific Ocean North of Diablo Cove(562874006) - FH Rockfsh	15-Nov-21	Iron-59	1.25E+01	5.15E+01	3.41E+01	pCi/kg
PON Pacific Ocean North of Diablo Cove(562874006) - FH Rockfsh	15-Nov-21	Manganese-54	1.76E+01	1.76E+01	1.32E+01	pCi/kg
PON Pacific Ocean North of Diablo Cove(562874006) - FH Rockfsh	15-Nov-21	Zinc-65	-3.47E+00	4.51E+01	2.77E+01	pCi/kg

POS Pacific Ocean South of Diablo Cove

FH Perch

Sample Name	Date Collected	Nuclide	Result	MDC	2 Sigma TPU	Units
POS Pacific Ocean South of Diablo Cove(532388013) - FH Perch	22-Jan-21	Cesium-134	2.09E+00	1.55E+01	9.21E+00	pCi/kg
POS Pacific Ocean South of Diablo Cove(532388013) - FH Perch	22-Jan-21	Cesium-137	1.22E+01	1.22E+01	1.25E+01	pCi/kg
POS Pacific Ocean South of Diablo Cove(532388013) - FH Perch	22-Jan-21	Cobalt-58	2.80E+00	1.46E+01	8.50E+00	pCi/kg
POS Pacific Ocean South of Diablo Cove(532388013) - FH Perch	22-Jan-21	Cobalt-60	1.66E+01	1.84E+01	1.81E+01	pCi/kg
POS Pacific Ocean South of Diablo Cove(532388013) - FH Perch	22-Jan-21	Iron-59	3.63E-01	4.32E+01	2.53E+01	pCi/kg
POS Pacific Ocean South of Diablo Cove(532388013) - FH Perch	22-Jan-21	Manganese-54	2.73E-01	1.33E+01	8.12E+00	pCi/kg
POS Pacific Ocean South of Diablo Cove(532388013) - FH Perch	22-Jan-21	Zinc-65	-8.45E+00	3.22E+01	2.07E+01	pCi/kg
POS Pacific Ocean South of Diablo Cove(543944004) - FH Perch	5-May-21	Cesium-134	1.02E+01	2.91E+01	1.72E+01	pCi/kg
POS Pacific Ocean South of Diablo Cove(543944004) - FH Perch	5-May-21	Cesium-137	1.46E+01	2.91E+01	1.74E+01	pCi/kg
POS Pacific Ocean South of Diablo Cove(543944004) - FH Perch	5-May-21	Cobalt-58	7.84E+00	3.13E+01	1.86E+01	pCi/kg
POS Pacific Ocean South of Diablo Cove(543944004) - FH Perch	5-May-21	Cobalt-60	-5.70E+00	2.51E+01	1.61E+01	pCi/kg
POS Pacific Ocean South of Diablo Cove(543944004) - FH Perch	5-May-21	Iron-59	2.75E+01	6.41E+01	3.59E+01	pCi/kg
POS Pacific Ocean South of Diablo Cove(543944004) - FH Perch	5-May-21	Manganese-54	2.70E+00	2.11E+01	1.26E+01	pCi/kg
POS Pacific Ocean South of Diablo Cove(543944004) - FH Perch	5-May-21	Zinc-65	-4.53E+01	5.79E+01	4.68E+01	pCi/kg
POS Pacific Ocean South of Diablo Cove(552196004) - FH Perch	28-Jul-21	Cesium-134	-3.75E+00	1.80E+01	1.49E+01	pCi/kg
POS Pacific Ocean South of Diablo Cove(552196004) - FH Perch	28-Jul-21	Cesium-137	3.87E+00	1.79E+01	1.09E+01	pCi/kg
POS Pacific Ocean South of Diablo Cove(552196004) - FH Perch	28-Jul-21	Cobalt-58	2.18E+00	1.94E+01	1.12E+01	pCi/kg
POS Pacific Ocean South of Diablo Cove(552196004) - FH Perch	28-Jul-21	Cobalt-60	-4.94E-01	1.69E+01	1.20E+01	pCi/kg
POS Pacific Ocean South of Diablo Cove(552196004) - FH Perch	28-Jul-21	Iron-59	-1.19E+01	4.19E+01	2.70E+01	pCi/kg
POS Pacific Ocean South of Diablo Cove(552196004) - FH Perch	28-Jul-21	Manganese-54	-7.01E+00	1.67E+01	1.09E+01	pCi/kg
POS Pacific Ocean South of Diablo Cove(552196004) - FH Perch	28-Jul-21	Zinc-65	7.83E+00	4.19E+01	2.48E+01	pCi/kg
POS Pacific Ocean South of Diablo Cove(562874007) - FH Perch	19-Nov-21	Cesium-134	1.97E+01	3.31E+01	2.05E+01	pCi/kg
POS Pacific Ocean South of Diablo Cove(562874007) - FH Perch	19-Nov-21	Cesium-137	2.12E+01	2.85E+01	2.43E+01	pCi/kg
POS Pacific Ocean South of Diablo Cove(562874007) - FH Perch	19-Nov-21	Cobalt-58	6.15E+00	3.22E+01	1.94E+01	pCi/kg
POS Pacific Ocean South of Diablo Cove(562874007) - FH Perch	19-Nov-21	Cobalt-60	-7.91E+00	3.53E+01	3.05E+01	pCi/kg
POS Pacific Ocean South of Diablo Cove(562874007) - FH Perch	19-Nov-21	Iron-59	1.52E+01	6.68E+01	3.84E+01	pCi/kg
POS Pacific Ocean South of Diablo Cove(562874007) - FH Perch	19-Nov-21	Manganese-54	9.65E+00	2.88E+01	1.74E+01	pCi/kg

Fish Sample Results

POS Pacific Ocean South of Diablo Cove(562874007) - FH Perch	19-Nov-21	Zinc-65	-1.40E+01	6.16E+01	3.82E+01	pCi/kg
--	-----------	---------	-----------	----------	----------	--------

POS Pacific Ocean South of Diablo Cove

FH Rockfsh

Sample Name	Date Collected	Nuclide	Result	MDC	2 Sigma TPU	Units
POS Pacific Ocean South of Diablo Cove(532388014) - FH Rockfsh	22-Jan-21	Cesium-134	2.84E+00	9.18E+00	5.46E+00	pCi/kg
POS Pacific Ocean South of Diablo Cove(532388014) - FH Rockfsh	22-Jan-21	Cesium-137	3.86E+00	9.20E+00	5.50E+00	pCi/kg
POS Pacific Ocean South of Diablo Cove(532388014) - FH Rockfsh	22-Jan-21	Cobalt-58	1.73E-01	8.14E+00	5.52E+00	pCi/kg
POS Pacific Ocean South of Diablo Cove(532388014) - FH Rockfsh	22-Jan-21	Cobalt-60	-2.75E-01	8.67E+00	5.15E+00	pCi/kg
POS Pacific Ocean South of Diablo Cove(532388014) - FH Rockfsh	22-Jan-21	Iron-59	-2.59E+00	1.74E+01	1.04E+01	pCi/kg
POS Pacific Ocean South of Diablo Cove(532388014) - FH Rockfsh	22-Jan-21	Manganese-54	-2.23E+00	7.15E+00	4.69E+00	pCi/kg
POS Pacific Ocean South of Diablo Cove(532388014) - FH Rockfsh	22-Jan-21	Zinc-65	1.22E+00	1.95E+01	1.13E+01	pCi/kg
POS Pacific Ocean South of Diablo Cove(543845004) - FH Rockfsh	5-May-21	Cesium-134	2.19E+00	2.06E+01	1.39E+01	pCi/kg
POS Pacific Ocean South of Diablo Cove(543845004) - FH Rockfsh	5-May-21	Cesium-137	3.60E+00	2.11E+01	1.23E+01	pCi/kg
POS Pacific Ocean South of Diablo Cove(543845004) - FH Rockfsh	5-May-21	Cobalt-58	3.75E+00	2.33E+01	1.56E+01	pCi/kg
POS Pacific Ocean South of Diablo Cove(543845004) - FH Rockfsh	5-May-21	Cobalt-60	4.24E+00	2.18E+01	1.27E+01	pCi/kg
POS Pacific Ocean South of Diablo Cove(543845004) - FH Rockfsh	5-May-21	Iron-59	9.09E+00	5.22E+01	3.17E+01	pCi/kg
POS Pacific Ocean South of Diablo Cove(543845004) - FH Rockfsh	5-May-21	Manganese-54	5.58E+00	2.11E+01	1.26E+01	pCi/kg
POS Pacific Ocean South of Diablo Cove(543845004) - FH Rockfsh	5-May-21	Zinc-65	1.59E+01	4.46E+01	3.05E+01	pCi/kg
POS Pacific Ocean South of Diablo Cove(552195004) - FH Rockfsh	28-Jul-21	Cesium-134	6.39E+00	2.13E+01	1.43E+01	pCi/kg
POS Pacific Ocean South of Diablo Cove(552195004) - FH Rockfsh	28-Jul-21	Cesium-137	1.70E+01	1.70E+01	1.31E+01	pCi/kg
POS Pacific Ocean South of Diablo Cove(552195004) - FH Rockfsh	28-Jul-21	Cobalt-58	2.74E+00	2.11E+01	1.29E+01	pCi/kg
POS Pacific Ocean South of Diablo Cove(552195004) - FH Rockfsh	28-Jul-21	Cobalt-60	2.30E+00	2.25E+01	1.34E+01	pCi/kg
POS Pacific Ocean South of Diablo Cove(552195004) - FH Rockfsh	28-Jul-21	Iron-59	2.15E+01	4.95E+01	4.27E+01	pCi/kg
POS Pacific Ocean South of Diablo Cove(552195004) - FH Rockfsh	28-Jul-21	Manganese-54	1.77E+01	1.77E+01	1.53E+01	pCi/kg
POS Pacific Ocean South of Diablo Cove(552195004) - FH Rockfsh	28-Jul-21	Zinc-65	-2.07E+01	4.12E+01	2.84E+01	pCi/kg
POS Pacific Ocean South of Diablo Cove(562874008) - FH Rockfsh	19-Nov-21	Cesium-134	6.71E+00	1.70E+01	1.01E+01	pCi/kg
POS Pacific Ocean South of Diablo Cove(562874008) - FH Rockfsh	19-Nov-21	Cesium-137	1.36E+01	1.36E+01	1.53E+01	pCi/kg
POS Pacific Ocean South of Diablo Cove(562874008) - FH Rockfsh	19-Nov-21	Cobalt-58	-3.84E+00	1.44E+01	9.27E+00	pCi/kg
POS Pacific Ocean South of Diablo Cove(562874008) - FH Rockfsh	19-Nov-21	Cobalt-60	3.41E+00	1.63E+01	1.04E+01	pCi/kg
POS Pacific Ocean South of Diablo Cove(562874008) - FH Rockfsh	19-Nov-21	Iron-59	-2.50E+00	2.99E+01	1.90E+01	pCi/kg
POS Pacific Ocean South of Diablo Cove(562874008) - FH Rockfsh	19-Nov-21	Manganese-54	6.48E-01	1.30E+01	7.83E+00	pCi/kg
POS Pacific Ocean South of Diablo Cove(562874008) - FH Rockfsh	19-Nov-21	Zinc-65	1.54E+00	3.33E+01	1.92E+01	pCi/kg

Groundwater Sample Results

8S3 DCSF96-1

GW

Sample Name	Date Collected	Nuclide	Result	MDC	2 Sigma TPU	Units
8S3 DCSF96-1(534816001) - GW	9-Feb-21	BETA	4.48E+00	1.74E+00	1.39E+00	pCi/L
8S3 DCSF96-1(534816001) - GW	9-Feb-21	Barium-140	3.10E+00	6.81E+00	4.08E+00	pCi/L
8S3 DCSF96-1(534816001) - GW	9-Feb-21	Cesium-134	-7.80E-02	1.38E+00	8.34E-01	pCi/L
8S3 DCSF96-1(534816001) - GW	9-Feb-21	Cesium-137	-2.16E-02	1.35E+00	8.00E-01	pCi/L
8S3 DCSF96-1(534816001) - GW	9-Feb-21	Cobalt-58	-4.30E-01	1.34E+00	8.62E-01	pCi/L
8S3 DCSF96-1(534816001) - GW	9-Feb-21	Cobalt-60	-6.03E-02	1.47E+00	8.54E-01	pCi/L
8S3 DCSF96-1(534816001) - GW	9-Feb-21	Iodine-131	7.70E-01	2.30E+00	1.34E+00	pCi/L
8S3 DCSF96-1(534816001) - GW	9-Feb-21	Iron-55	5.07E+00	1.01E+02	6.47E+01	pCi/L
8S3 DCSF96-1(534816001) - GW	9-Feb-21	Iron-59	6.47E-01	2.80E+00	1.69E+00	pCi/L
8S3 DCSF96-1(534816001) - GW	9-Feb-21	Lanthanum-140	-2.92E-01	1.85E+00	1.13E+00	pCi/L
8S3 DCSF96-1(534816001) - GW	9-Feb-21	Manganese-54	-6.69E-01	1.18E+00	8.24E-01	pCi/L
8S3 DCSF96-1(534816001) - GW	9-Feb-21	Nickel-63	-5.09E+00	3.14E+01	1.86E+01	pCi/L
8S3 DCSF96-1(534816001) - GW	9-Feb-21	Niobium-95	-1.27E-01	1.38E+00	9.35E-01	pCi/L
8S3 DCSF96-1(534816001) - GW	9-Feb-21	Total Strontium	6.64E-02	1.84E+00	1.10E+00	pCi/L
8S3 DCSF96-1(534816001) - GW	9-Feb-21	Tritium	7.11E+01	2.77E+02	1.69E+02	pCi/L
8S3 DCSF96-1(534816001) - GW	9-Feb-21	Zinc-65	-1.55E+00	2.55E+00	2.09E+00	pCi/L
8S3 DCSF96-1(534816001) - GW	9-Feb-21	Zirconium-95	-1.98E+00	2.17E+00	2.32E+00	pCi/L
8S3 DCSF96-1(539120004) - GW	26-Apr-21	BETA	3.25E+00	1.61E+00	1.19E+00	pCi/L
8S3 DCSF96-1(539120004) - GW	26-Apr-21	Barium-140	-3.81E-01	7.96E+00	4.77E+00	pCi/L
8S3 DCSF96-1(539120004) - GW	26-Apr-21	Cesium-134	4.48E-01	1.62E+00	9.73E-01	pCi/L
8S3 DCSF96-1(539120004) - GW	26-Apr-21	Cesium-137	-1.77E-01	1.44E+00	8.89E-01	pCi/L
8S3 DCSF96-1(539120004) - GW	26-Apr-21	Cobalt-58	2.68E-01	1.51E+00	9.07E-01	pCi/L
8S3 DCSF96-1(539120004) - GW	26-Apr-21	Cobalt-60	2.46E-01	1.53E+00	8.86E-01	pCi/L
8S3 DCSF96-1(539120004) - GW	26-Apr-21	Iodine-131	3.75E-03	2.92E+00	1.70E+00	pCi/L
8S3 DCSF96-1(539120004) - GW	26-Apr-21	Iron-55	-4.23E+01	1.23E+02	8.98E+01	pCi/L
8S3 DCSF96-1(539120004) - GW	26-Apr-21	Iron-59	-8.74E-01	2.93E+00	1.83E+00	pCi/L
8S3 DCSF96-1(539120004) - GW	26-Apr-21	Lanthanum-140	-1.57E+00	2.23E+00	1.70E+00	pCi/L
8S3 DCSF96-1(539120004) - GW	26-Apr-21	Manganese-54	7.33E-01	1.53E+00	9.38E-01	pCi/L
8S3 DCSF96-1(539120004) - GW	26-Apr-21	Nickel-63	1.62E+01	2.25E+01	1.46E+01	pCi/L
8S3 DCSF96-1(539120004) - GW	26-Apr-21	Niobium-95	4.17E-01	1.55E+00	9.31E-01	pCi/L
8S3 DCSF96-1(539120004) - GW	26-Apr-21	Total Strontium	4.99E-01	1.52E+00	9.54E-01	pCi/L

Groundwater Sample Results

8S3 DCSF96-1(539120004) - GW	26-Apr-21	Tritium	-5.39E+01	3.32E+02	1.95E+02	pCi/L
8S3 DCSF96-1(539120004) - GW	26-Apr-21	Zinc-65	1.68E+00	3.27E+00	1.92E+00	pCi/L
8S3 DCSF96-1(539120004) - GW	26-Apr-21	Zirconium-95	-5.11E-01	2.50E+00	1.58E+00	pCi/L
8S3 DCSF96-1(557834004) - GW	28-Sep-21	BETA	5.86E+00	1.71E+00	1.53E+00	pCi/L
8S3 DCSF96-1(557834004) - GW	28-Sep-21	Barium-140	-2.44E+00	1.10E+01	6.92E+00	pCi/L
8S3 DCSF96-1(557834004) - GW	28-Sep-21	Cesium-134	4.64E-01	2.40E+00	1.37E+00	pCi/L
8S3 DCSF96-1(557834004) - GW	28-Sep-21	Cesium-137	-9.33E-01	2.29E+00	2.57E+00	pCi/L
8S3 DCSF96-1(557834004) - GW	28-Sep-21	Cobalt-58	7.26E-01	2.23E+00	1.28E+00	pCi/L
8S3 DCSF96-1(557834004) - GW	28-Sep-21	Cobalt-60	5.32E-01	2.57E+00	1.51E+00	pCi/L
8S3 DCSF96-1(557834004) - GW	28-Sep-21	Iodine-131	-1.65E+00	3.64E+00	2.36E+00	pCi/L
8S3 DCSF96-1(557834004) - GW	28-Sep-21	Iron-55	-6.11E+00	1.09E+02	8.09E+01	pCi/L
8S3 DCSF96-1(557834004) - GW	28-Sep-21	Iron-59	2.18E+00	5.11E+00	3.01E+00	pCi/L
8S3 DCSF96-1(557834004) - GW	28-Sep-21	Lanthanum-140	-9.90E-01	4.27E+00	2.74E+00	pCi/L
8S3 DCSF96-1(557834004) - GW	28-Sep-21	Manganese-54	-8.82E-02	2.04E+00	1.19E+00	pCi/L
8S3 DCSF96-1(557834004) - GW	28-Sep-21	Nickel-63	8.77E-01	2.86E+01	1.71E+01	pCi/L
8S3 DCSF96-1(557834004) - GW	28-Sep-21	Niobium-95	6.25E-01	2.23E+00	1.28E+00	pCi/L
8S3 DCSF96-1(557834004) - GW	28-Sep-21	Total Strontium	-2.21E-01	4.52E-01	2.41E-01	pCi/L
8S3 DCSF96-1(557834004) - GW	28-Sep-21	Tritium	1.50E+02	2.43E+02	1.54E+02	pCi/L
8S3 DCSF96-1(557834004) - GW	28-Sep-21	Zinc-65	-4.24E-01	4.71E+00	2.82E+00	pCi/L
8S3 DCSF96-1(557834004) - GW	28-Sep-21	Zirconium-95	-5.92E-01	3.93E+00	2.50E+00	pCi/L
8S3 DCSF96-1(562871003) - GW	22-Nov-21	BETA	8.56E+00	1.71E+00	1.88E+00	pCi/L
8S3 DCSF96-1(562871003) - GW	22-Nov-21	Barium-140	1.95E+00	7.77E+00	4.57E+00	pCi/L
8S3 DCSF96-1(562871003) - GW	22-Nov-21	Cesium-134	7.38E-01	1.83E+00	1.11E+00	pCi/L
8S3 DCSF96-1(562871003) - GW	22-Nov-21	Cesium-137	6.08E-01	1.59E+00	9.51E-01	pCi/L
8S3 DCSF96-1(562871003) - GW	22-Nov-21	Cobalt-58	6.06E-01	1.55E+00	1.03E+00	pCi/L
8S3 DCSF96-1(562871003) - GW	22-Nov-21	Cobalt-60	2.21E-01	1.59E+00	9.21E-01	pCi/L
8S3 DCSF96-1(562871003) - GW	22-Nov-21	Iodine-131	1.62E+00	2.94E+00	1.79E+00	pCi/L
8S3 DCSF96-1(562871003) - GW	22-Nov-21	Iron-55	8.04E+00	8.14E+01	5.61E+01	pCi/L
8S3 DCSF96-1(562871003) - GW	22-Nov-21	Iron-59	3.46E-01	3.06E+00	1.75E+00	pCi/L
8S3 DCSF96-1(562871003) - GW	22-Nov-21	Lanthanum-140	-1.19E+00	2.18E+00	1.57E+00	pCi/L
8S3 DCSF96-1(562871003) - GW	22-Nov-21	Manganese-54	-4.90E-01	1.41E+00	9.33E-01	pCi/L
8S3 DCSF96-1(562871003) - GW	22-Nov-21	Nickel-63	-6.27E+00	2.82E+01	1.65E+01	pCi/L
8S3 DCSF96-1(562871003) - GW	22-Nov-21	Niobium-95	9.91E-01	1.64E+00	1.11E+00	pCi/L
8S3 DCSF96-1(562871003) - GW	22-Nov-21	Total Strontium	5.29E-01	1.26E+00	8.15E-01	pCi/L

Groundwater Sample Results

8S3 DCSF96-1(562871003) - GW	22-Nov-21	Tritium	1.04E+02	2.84E+02	1.75E+02	pCi/L
8S3 DCSF96-1(562871003) - GW	22-Nov-21	Zinc-65	-2.10E-01	2.94E+00	1.97E+00	pCi/L
8S3 DCSF96-1(562871003) - GW	22-Nov-21	Zirconium-95	7.15E-01	2.90E+00	1.73E+00	pCi/L

DY1 Drywell 115

GW

Sample Name	Date Collected	Nuclide	Result	MDC	2 Sigma TPU	Units
DY1 Drywell 115(548068001) - GW	21-Jun-21	Barium-140	1.20E+00	9.32E+00	5.47E+00	pCi/L
DY1 Drywell 115(548068001) - GW	21-Jun-21	Cesium-134	5.09E-01	1.82E+00	1.09E+00	pCi/L
DY1 Drywell 115(548068001) - GW	21-Jun-21	Cesium-137	3.54E-01	1.65E+00	9.81E-01	pCi/L
DY1 Drywell 115(548068001) - GW	21-Jun-21	Cobalt-58	-1.70E-01	1.73E+00	1.07E+00	pCi/L
DY1 Drywell 115(548068001) - GW	21-Jun-21	Cobalt-60	-3.92E-01	1.37E+00	9.44E-01	pCi/L
DY1 Drywell 115(548068001) - GW	21-Jun-21	Iodine-131	8.00E-02	3.90E+00	2.50E+00	pCi/L
DY1 Drywell 115(548068001) - GW	21-Jun-21	Iron-59	8.83E-01	3.20E+00	1.83E+00	pCi/L
DY1 Drywell 115(548068001) - GW	21-Jun-21	Lanthanum-140	9.32E-01	3.02E+00	1.76E+00	pCi/L
DY1 Drywell 115(548068001) - GW	21-Jun-21	Manganese-54	8.24E-01	1.37E+00	1.05E+00	pCi/L
DY1 Drywell 115(548068001) - GW	21-Jun-21	Niobium-95	-1.38E-01	1.58E+00	9.69E-01	pCi/L
DY1 Drywell 115(548068001) - GW	21-Jun-21	Tritium	9.22E+03	2.98E+02	1.96E+03	pCi/L
DY1 Drywell 115(548068001) - GW	21-Jun-21	Zinc-65	4.93E-01	2.87E+00	1.64E+00	pCi/L
DY1 Drywell 115(548068001) - GW	21-Jun-21	Zirconium-95	1.37E+00	2.74E+00	1.83E+00	pCi/L

GW1 Groundwater Monitoring Well 1

GW

Sample Name	Date Collected	Nuclide	Result	MDC	2 Sigma TPU	Units
GW1 Groundwater Monitoring Well 1(534813001) - GW	9-Feb-21	BETA	1.88E+01	1.56E+01	1.03E+01	pCi/L
GW1 Groundwater Monitoring Well 1(534813001) - GW	9-Feb-21	Barium-140	-9.24E-01	8.11E+00	5.02E+00	pCi/L
GW1 Groundwater Monitoring Well 1(534813001) - GW	9-Feb-21	Cesium-134	6.12E-01	1.84E+00	1.08E+00	pCi/L
GW1 Groundwater Monitoring Well 1(534813001) - GW	9-Feb-21	Cesium-137	1.24E-01	1.69E+00	1.10E+00	pCi/L
GW1 Groundwater Monitoring Well 1(534813001) - GW	9-Feb-21	Cobalt-58	-1.17E+00	1.71E+00	1.47E+00	pCi/L
GW1 Groundwater Monitoring Well 1(534813001) - GW	9-Feb-21	Cobalt-60	7.85E-01	1.81E+00	1.06E+00	pCi/L
GW1 Groundwater Monitoring Well 1(534813001) - GW	9-Feb-21	Iodine-131	-1.08E+00	2.86E+00	1.80E+00	pCi/L
GW1 Groundwater Monitoring Well 1(534813001) - GW	9-Feb-21	Iron-55	3.51E+01	9.33E+01	6.17E+01	pCi/L
GW1 Groundwater Monitoring Well 1(534813001) - GW	9-Feb-21	Iron-59	-7.33E-01	3.62E+00	2.25E+00	pCi/L
GW1 Groundwater Monitoring Well 1(534813001) - GW	9-Feb-21	Lanthanum-140	-6.94E-01	2.95E+00	1.82E+00	pCi/L

Groundwater Sample Results

GW1 Groundwater Monitoring Well 1(534813001) - GW	9-Feb-21	Manganese-54	-2.22E-02	1.64E+00	9.66E-01	pCi/L
GW1 Groundwater Monitoring Well 1(534813001) - GW	9-Feb-21	Nickel-63	-1.37E+01	3.91E+01	2.28E+01	pCi/L
GW1 Groundwater Monitoring Well 1(534813001) - GW	9-Feb-21	Niobium-95	1.27E+00	1.87E+00	1.30E+00	pCi/L
GW1 Groundwater Monitoring Well 1(534813001) - GW	9-Feb-21	Total Strontium	1.57E-01	7.60E-01	4.71E-01	pCi/L
GW1 Groundwater Monitoring Well 1(534813001) - GW	9-Feb-21	Tritium	1.63E+02	2.79E+02	1.76E+02	pCi/L
GW1 Groundwater Monitoring Well 1(534813001) - GW	9-Feb-21	Zinc-65	4.34E-01	3.70E+00	2.52E+00	pCi/L
GW1 Groundwater Monitoring Well 1(534813001) - GW	9-Feb-21	Zirconium-95	1.03E-01	3.12E+00	1.82E+00	pCi/L
GW1 Groundwater Monitoring Well 1(539120003) - GW	27-Apr-21	BETA	8.63E+00	1.15E+01	7.41E+00	pCi/L
GW1 Groundwater Monitoring Well 1(539120003) - GW	27-Apr-21	Barium-140	-4.47E-01	8.78E+00	5.84E+00	pCi/L
GW1 Groundwater Monitoring Well 1(539120003) - GW	27-Apr-21	Cesium-134	-1.24E-02	1.81E+00	1.11E+00	pCi/L
GW1 Groundwater Monitoring Well 1(539120003) - GW	27-Apr-21	Cesium-137	1.94E-01	1.80E+00	1.51E+00	pCi/L
GW1 Groundwater Monitoring Well 1(539120003) - GW	27-Apr-21	Cobalt-58	-4.42E-01	1.57E+00	1.14E+00	pCi/L
GW1 Groundwater Monitoring Well 1(539120003) - GW	27-Apr-21	Cobalt-60	-2.52E-01	1.88E+00	1.40E+00	pCi/L
GW1 Groundwater Monitoring Well 1(539120003) - GW	27-Apr-21	Iodine-131	5.49E-01	3.23E+00	1.86E+00	pCi/L
GW1 Groundwater Monitoring Well 1(539120003) - GW	27-Apr-21	Iron-55	-3.65E+01	1.26E+02	9.25E+01	pCi/L
GW1 Groundwater Monitoring Well 1(539120003) - GW	27-Apr-21	Iron-59	-9.81E-01	3.43E+00	2.11E+00	pCi/L
GW1 Groundwater Monitoring Well 1(539120003) - GW	27-Apr-21	Lanthanum-140	1.21E-01	3.00E+00	1.79E+00	pCi/L
GW1 Groundwater Monitoring Well 1(539120003) - GW	27-Apr-21	Manganese-54	-1.57E+00	1.47E+00	1.36E+00	pCi/L
GW1 Groundwater Monitoring Well 1(539120003) - GW	27-Apr-21	Nickel-63	1.19E+01	2.01E+01	1.28E+01	pCi/L
GW1 Groundwater Monitoring Well 1(539120003) - GW	27-Apr-21	Niobium-95	1.47E+00	1.87E+00	1.25E+00	pCi/L
GW1 Groundwater Monitoring Well 1(539120003) - GW	27-Apr-21	Total Strontium	-1.70E-01	6.70E-01	3.77E-01	pCi/L
GW1 Groundwater Monitoring Well 1(539120003) - GW	27-Apr-21	Tritium	1.20E+02	3.25E+02	2.02E+02	pCi/L
GW1 Groundwater Monitoring Well 1(539120003) - GW	27-Apr-21	Zinc-65	-3.02E-01	3.41E+00	2.29E+00	pCi/L
GW1 Groundwater Monitoring Well 1(539120003) - GW	27-Apr-21	Zirconium-95	6.03E-01	2.83E+00	1.70E+00	pCi/L
GW1 Groundwater Monitoring Well 1(557834001) - GW	28-Sep-21	BETA	1.22E+01	1.61E+01	1.04E+01	pCi/L
GW1 Groundwater Monitoring Well 1(557834001) - GW	28-Sep-21	Barium-140	-3.94E+00	1.02E+01	6.80E+00	pCi/L
GW1 Groundwater Monitoring Well 1(557834001) - GW	28-Sep-21	Cesium-134	9.58E-01	2.26E+00	1.35E+00	pCi/L
GW1 Groundwater Monitoring Well 1(557834001) - GW	28-Sep-21	Cesium-137	-1.28E-01	1.97E+00	1.31E+00	pCi/L
GW1 Groundwater Monitoring Well 1(557834001) - GW	28-Sep-21	Cobalt-58	2.83E-01	2.05E+00	1.36E+00	pCi/L
GW1 Groundwater Monitoring Well 1(557834001) - GW	28-Sep-21	Cobalt-60	1.11E+00	2.14E+00	1.26E+00	pCi/L
GW1 Groundwater Monitoring Well 1(557834001) - GW	28-Sep-21	Iodine-131	1.47E+00	4.24E+00	2.57E+00	pCi/L
GW1 Groundwater Monitoring Well 1(557834001) - GW	28-Sep-21	Iron-55	2.96E+01	1.12E+02	8.40E+01	pCi/L
GW1 Groundwater Monitoring Well 1(557834001) - GW	28-Sep-21	Iron-59	-2.11E+00	4.04E+00	2.79E+00	pCi/L
GW1 Groundwater Monitoring Well 1(557834001) - GW	28-Sep-21	Lanthanum-140	-8.94E-01	4.17E+00	2.98E+00	pCi/L

Groundwater Sample Results

GW1 Groundwater Monitoring Well 1(557834001) - GW	28-Sep-21	Manganese-54	-6.26E-01	1.97E+00	1.96E+00	pCi/L
GW1 Groundwater Monitoring Well 1(557834001) - GW	28-Sep-21	Nickel-63	2.20E+00	2.47E+01	1.49E+01	pCi/L
GW1 Groundwater Monitoring Well 1(557834001) - GW	28-Sep-21	Niobium-95	7.61E-01	2.19E+00	1.90E+00	pCi/L
GW1 Groundwater Monitoring Well 1(557834001) - GW	28-Sep-21	Total Strontium	-7.05E-03	4.13E-01	2.45E-01	pCi/L
GW1 Groundwater Monitoring Well 1(557834001) - GW	28-Sep-21	Tritium	1.27E+02	2.79E+02	1.73E+02	pCi/L
GW1 Groundwater Monitoring Well 1(557834001) - GW	28-Sep-21	Zinc-65	-1.20E+00	4.15E+00	3.07E+00	pCi/L
GW1 Groundwater Monitoring Well 1(557834001) - GW	28-Sep-21	Zirconium-95	2.30E+00	3.70E+00	2.29E+00	pCi/L
GW1 Groundwater Monitoring Well 1(562871001) - GW	22-Nov-21	BETA	2.11E+01	1.85E+01	1.22E+01	pCi/L
GW1 Groundwater Monitoring Well 1(562871001) - GW	22-Nov-21	Barium-140	3.45E+00	1.10E+01	7.17E+00	pCi/L
GW1 Groundwater Monitoring Well 1(562871001) - GW	22-Nov-21	Cesium-134	6.04E-01	2.30E+00	1.38E+00	pCi/L
GW1 Groundwater Monitoring Well 1(562871001) - GW	22-Nov-21	Cesium-137	4.30E-01	2.19E+00	1.45E+00	pCi/L
GW1 Groundwater Monitoring Well 1(562871001) - GW	22-Nov-21	Cobalt-58	-1.74E+00	1.85E+00	1.65E+00	pCi/L
GW1 Groundwater Monitoring Well 1(562871001) - GW	22-Nov-21	Cobalt-60	-6.50E-02	2.17E+00	1.28E+00	pCi/L
GW1 Groundwater Monitoring Well 1(562871001) - GW	22-Nov-21	Iodine-131	-4.91E-01	4.35E+00	2.54E+00	pCi/L
GW1 Groundwater Monitoring Well 1(562871001) - GW	22-Nov-21	Iron-55	-2.22E+01	7.74E+01	5.23E+01	pCi/L
GW1 Groundwater Monitoring Well 1(562871001) - GW	22-Nov-21	Iron-59	1.89E-01	4.57E+00	2.64E+00	pCi/L
GW1 Groundwater Monitoring Well 1(562871001) - GW	22-Nov-21	Lanthanum-140	5.41E-01	4.03E+00	2.37E+00	pCi/L
GW1 Groundwater Monitoring Well 1(562871001) - GW	22-Nov-21	Manganese-54	3.70E-01	2.02E+00	1.36E+00	pCi/L
GW1 Groundwater Monitoring Well 1(562871001) - GW	22-Nov-21	Nickel-63	-8.21E+00	2.28E+01	1.32E+01	pCi/L
GW1 Groundwater Monitoring Well 1(562871001) - GW	22-Nov-21	Niobium-95	2.59E+00	2.59E+00	1.97E+00	pCi/L
GW1 Groundwater Monitoring Well 1(562871001) - GW	22-Nov-21	Total Strontium	1.78E-01	1.77E+00	1.07E+00	pCi/L
GW1 Groundwater Monitoring Well 1(562871001) - GW	22-Nov-21	Tritium	2.14E+02	2.82E+02	1.83E+02	pCi/L
GW1 Groundwater Monitoring Well 1(562871001) - GW	22-Nov-21	Zinc-65	4.83E-03	4.43E+00	2.92E+00	pCi/L
GW1 Groundwater Monitoring Well 1(562871001) - GW	22-Nov-21	Zirconium-95	1.30E+00	4.08E+00	2.46E+00	pCi/L

GW2 Groundwater Monitoring Well 2

GW

Sample Name	Date Collected	Nuclide	Result	MDC	2 Sigma TPU	Units
GW2 Groundwater Monitoring Well 2(534813002) - GW	9-Feb-21	BETA	1.37E+01	6.44E+00	4.82E+00	pCi/L
GW2 Groundwater Monitoring Well 2(534813002) - GW	9-Feb-21	Barium-140	-2.06E+00	6.36E+00	4.01E+00	pCi/L
GW2 Groundwater Monitoring Well 2(534813002) - GW	9-Feb-21	Cesium-134	9.54E-01	1.54E+00	9.64E-01	pCi/L
GW2 Groundwater Monitoring Well 2(534813002) - GW	9-Feb-21	Cesium-137	-2.87E-01	1.40E+00	8.73E-01	pCi/L
GW2 Groundwater Monitoring Well 2(534813002) - GW	9-Feb-21	Cobalt-58	-1.96E-01	1.38E+00	8.63E-01	pCi/L
GW2 Groundwater Monitoring Well 2(534813002) - GW	9-Feb-21	Cobalt-60	-1.73E-01	1.53E+00	9.23E-01	pCi/L

Groundwater Sample Results

GW2 Groundwater Monitoring Well 2(534813002) - GW	9-Feb-21	Iodine-131	-6.07E-01	2.44E+00	1.46E+00	pCi/L
GW2 Groundwater Monitoring Well 2(534813002) - GW	9-Feb-21	Iron-55	-1.60E+01	1.04E+02	6.58E+01	pCi/L
GW2 Groundwater Monitoring Well 2(534813002) - GW	9-Feb-21	Iron-59	4.91E-01	2.89E+00	1.66E+00	pCi/L
GW2 Groundwater Monitoring Well 2(534813002) - GW	9-Feb-21	Lanthanum-140	-4.87E-03	2.24E+00	1.34E+00	pCi/L
GW2 Groundwater Monitoring Well 2(534813002) - GW	9-Feb-21	Manganese-54	-3.34E-01	1.39E+00	8.91E-01	pCi/L
GW2 Groundwater Monitoring Well 2(534813002) - GW	9-Feb-21	Nickel-63	-7.21E+00	3.23E+01	1.90E+01	pCi/L
GW2 Groundwater Monitoring Well 2(534813002) - GW	9-Feb-21	Niobium-95	5.11E-01	1.48E+00	9.89E-01	pCi/L
GW2 Groundwater Monitoring Well 2(534813002) - GW	9-Feb-21	Total Strontium	5.96E-02	1.14E+00	6.87E-01	pCi/L
GW2 Groundwater Monitoring Well 2(534813002) - GW	9-Feb-21	Tritium	3.42E+01	2.65E+02	1.59E+02	pCi/L
GW2 Groundwater Monitoring Well 2(534813002) - GW	9-Feb-21	Zinc-65	7.90E-02	2.60E+00	1.71E+00	pCi/L
GW2 Groundwater Monitoring Well 2(534813002) - GW	9-Feb-21	Zirconium-95	-1.56E-01	2.52E+00	1.54E+00	pCi/L
GW2 Groundwater Monitoring Well 2(539120002) - GW	26-Apr-21	BETA	1.07E+01	5.69E+00	4.21E+00	pCi/L
GW2 Groundwater Monitoring Well 2(539120002) - GW	26-Apr-21	Barium-140	6.72E+00	8.47E+00	5.98E+00	pCi/L
GW2 Groundwater Monitoring Well 2(539120002) - GW	26-Apr-21	Cesium-134	1.71E-01	1.72E+00	9.92E-01	pCi/L
GW2 Groundwater Monitoring Well 2(539120002) - GW	26-Apr-21	Cesium-137	1.46E-01	1.51E+00	1.03E+00	pCi/L
GW2 Groundwater Monitoring Well 2(539120002) - GW	26-Apr-21	Cobalt-58	1.50E-02	1.67E+00	9.73E-01	pCi/L
GW2 Groundwater Monitoring Well 2(539120002) - GW	26-Apr-21	Cobalt-60	-1.46E+00	1.48E+00	1.25E+00	pCi/L
GW2 Groundwater Monitoring Well 2(539120002) - GW	26-Apr-21	Iodine-131	-6.94E-01	3.11E+00	1.89E+00	pCi/L
GW2 Groundwater Monitoring Well 2(539120002) - GW	26-Apr-21	Iron-55	1.02E+01	1.29E+02	9.59E+01	pCi/L
GW2 Groundwater Monitoring Well 2(539120002) - GW	26-Apr-21	Iron-59	-4.79E-02	3.09E+00	1.85E+00	pCi/L
GW2 Groundwater Monitoring Well 2(539120002) - GW	26-Apr-21	Lanthanum-140	-1.09E+00	3.04E+00	1.95E+00	pCi/L
GW2 Groundwater Monitoring Well 2(539120002) - GW	26-Apr-21	Manganese-54	2.79E-01	1.52E+00	8.76E-01	pCi/L
GW2 Groundwater Monitoring Well 2(539120002) - GW	26-Apr-21	Nickel-63	8.83E+00	2.24E+01	1.40E+01	pCi/L
GW2 Groundwater Monitoring Well 2(539120002) - GW	26-Apr-21	Niobium-95	1.74E+00	1.83E+00	1.25E+00	pCi/L
GW2 Groundwater Monitoring Well 2(539120002) - GW	26-Apr-21	Total Strontium	3.13E-01	1.19E+00	7.39E-01	pCi/L
GW2 Groundwater Monitoring Well 2(539120002) - GW	26-Apr-21	Tritium	7.44E+00	3.31E+02	1.98E+02	pCi/L
GW2 Groundwater Monitoring Well 2(539120002) - GW	26-Apr-21	Zinc-65	1.54E-02	3.09E+00	2.11E+00	pCi/L
GW2 Groundwater Monitoring Well 2(539120002) - GW	26-Apr-21	Zirconium-95	-2.57E-01	2.71E+00	1.60E+00	pCi/L
GW2 Groundwater Monitoring Well 2(557834002) - GW	28-Sep-21	BETA	6.38E+00	5.16E+00	3.49E+00	pCi/L
GW2 Groundwater Monitoring Well 2(557834002) - GW	28-Sep-21	Barium-140	-5.27E+00	7.20E+00	5.14E+00	pCi/L
GW2 Groundwater Monitoring Well 2(557834002) - GW	28-Sep-21	Cesium-134	-3.84E-01	1.53E+00	9.66E-01	pCi/L
GW2 Groundwater Monitoring Well 2(557834002) - GW	28-Sep-21	Cesium-137	1.00E-01	1.46E+00	8.54E-01	pCi/L
GW2 Groundwater Monitoring Well 2(557834002) - GW	28-Sep-21	Cobalt-58	-2.17E-02	1.50E+00	8.99E-01	pCi/L
GW2 Groundwater Monitoring Well 2(557834002) - GW	28-Sep-21	Cobalt-60	-8.37E-02	1.42E+00	8.36E-01	pCi/L

Groundwater Sample Results

GW2 Groundwater Monitoring Well 2(557834002) - GW	28-Sep-21	Iodine-131	1.10E+00	3.10E+00	1.95E+00	pCi/L
GW2 Groundwater Monitoring Well 2(557834002) - GW	28-Sep-21	Iron-55	-1.50E+01	1.09E+02	8.03E+01	pCi/L
GW2 Groundwater Monitoring Well 2(557834002) - GW	28-Sep-21	Iron-59	-4.96E-01	2.81E+00	1.80E+00	pCi/L
GW2 Groundwater Monitoring Well 2(557834002) - GW	28-Sep-21	Lanthanum-140	-2.68E-01	2.44E+00	1.48E+00	pCi/L
GW2 Groundwater Monitoring Well 2(557834002) - GW	28-Sep-21	Manganese-54	-2.99E-01	1.30E+00	8.19E-01	pCi/L
GW2 Groundwater Monitoring Well 2(557834002) - GW	28-Sep-21	Nickel-63	4.13E+00	2.84E+01	1.71E+01	pCi/L
GW2 Groundwater Monitoring Well 2(557834002) - GW	28-Sep-21	Niobium-95	3.82E-01	1.52E+00	9.84E-01	pCi/L
GW2 Groundwater Monitoring Well 2(557834002) - GW	28-Sep-21	Total Strontium	-8.93E-02	4.94E-01	2.86E-01	pCi/L
GW2 Groundwater Monitoring Well 2(557834002) - GW	28-Sep-21	Tritium	1.19E+02	2.43E+02	1.52E+02	pCi/L
GW2 Groundwater Monitoring Well 2(557834002) - GW	28-Sep-21	Zinc-65	-4.48E-01	2.85E+00	2.05E+00	pCi/L
GW2 Groundwater Monitoring Well 2(557834002) - GW	28-Sep-21	Zirconium-95	-5.68E-01	2.57E+00	1.60E+00	pCi/L
GW2 Groundwater Monitoring Well 2(562871002) - GW	22-Nov-21	BETA	9.15E+00	6.92E+00	4.66E+00	pCi/L
GW2 Groundwater Monitoring Well 2(562871002) - GW	22-Nov-21	Barium-140	-1.25E+01	1.04E+01	1.11E+01	pCi/L
GW2 Groundwater Monitoring Well 2(562871002) - GW	22-Nov-21	Cesium-134	2.84E-01	2.12E+00	1.29E+00	pCi/L
GW2 Groundwater Monitoring Well 2(562871002) - GW	22-Nov-21	Cesium-137	-1.94E-01	2.10E+00	1.30E+00	pCi/L
GW2 Groundwater Monitoring Well 2(562871002) - GW	22-Nov-21	Cobalt-58	-6.01E-01	1.80E+00	1.12E+00	pCi/L
GW2 Groundwater Monitoring Well 2(562871002) - GW	22-Nov-21	Cobalt-60	-2.44E-01	2.30E+00	1.41E+00	pCi/L
GW2 Groundwater Monitoring Well 2(562871002) - GW	22-Nov-21	Iodine-131	-4.49E+00	3.39E+00	3.61E+00	pCi/L
GW2 Groundwater Monitoring Well 2(562871002) - GW	22-Nov-21	Iron-55	2.43E+00	7.86E+01	5.41E+01	pCi/L
GW2 Groundwater Monitoring Well 2(562871002) - GW	22-Nov-21	Iron-59	-4.51E-01	3.64E+00	2.20E+00	pCi/L
GW2 Groundwater Monitoring Well 2(562871002) - GW	22-Nov-21	Lanthanum-140	-3.09E-02	3.15E+00	1.92E+00	pCi/L
GW2 Groundwater Monitoring Well 2(562871002) - GW	22-Nov-21	Manganese-54	-9.04E-01	2.03E+00	2.32E+00	pCi/L
GW2 Groundwater Monitoring Well 2(562871002) - GW	22-Nov-21	Nickel-63	-9.00E+00	2.69E+01	1.56E+01	pCi/L
GW2 Groundwater Monitoring Well 2(562871002) - GW	22-Nov-21	Niobium-95	1.39E+00	2.19E+00	1.51E+00	pCi/L
GW2 Groundwater Monitoring Well 2(562871002) - GW	22-Nov-21	Total Strontium	-1.44E-01	1.09E+00	6.32E-01	pCi/L
GW2 Groundwater Monitoring Well 2(562871002) - GW	22-Nov-21	Tritium	-3.88E+01	2.91E+02	1.71E+02	pCi/L
GW2 Groundwater Monitoring Well 2(562871002) - GW	22-Nov-21	Zinc-65	-6.79E-01	3.78E+00	2.65E+00	pCi/L
GW2 Groundwater Monitoring Well 2(562871002) - GW	22-Nov-21	Zirconium-95	-8.40E-01	3.28E+00	2.14E+00	pCi/L

OW1 Observation Well 01

GW

Sample Name	Date Collected	Nuclide	Result	MDC	2 Sigma TPU	Units
OW1 Observation Well 01(534816002) - GW	9-Feb-21	BETA	1.11E+01	5.11E+00	3.91E+00	pCi/L
OW1 Observation Well 01(534816002) - GW	9-Feb-21	Barium-140	2.32E+00	8.39E+00	5.47E+00	pCi/L

Groundwater Sample Results

OW1 Observation Well 01(534816002) - GW	9-Feb-21	Cesium-134	-7.55E-01	1.71E+00	1.14E+00	pCi/L
OW1 Observation Well 01(534816002) - GW	9-Feb-21	Cesium-137	1.77E+00	1.77E+00	1.55E+00	pCi/L
OW1 Observation Well 01(534816002) - GW	9-Feb-21	Cobalt-58	3.21E-01	1.80E+00	1.21E+00	pCi/L
OW1 Observation Well 01(534816002) - GW	9-Feb-21	Cobalt-60	2.05E-01	1.75E+00	1.01E+00	pCi/L
OW1 Observation Well 01(534816002) - GW	9-Feb-21	Iodine-131	1.28E-01	3.19E+00	1.83E+00	pCi/L
OW1 Observation Well 01(534816002) - GW	9-Feb-21	Iron-55	1.98E+01	9.91E+01	6.50E+01	pCi/L
OW1 Observation Well 01(534816002) - GW	9-Feb-21	Iron-59	-9.82E-01	3.32E+00	2.18E+00	pCi/L
OW1 Observation Well 01(534816002) - GW	9-Feb-21	Lanthanum-140	1.67E+00	3.22E+00	2.85E+00	pCi/L
OW1 Observation Well 01(534816002) - GW	9-Feb-21	Manganese-54	-5.31E-02	1.76E+00	1.20E+00	pCi/L
OW1 Observation Well 01(534816002) - GW	9-Feb-21	Nickel-63	-1.22E+00	2.83E+01	1.68E+01	pCi/L
OW1 Observation Well 01(534816002) - GW	9-Feb-21	Niobium-95	1.97E+00	1.97E+00	1.45E+00	pCi/L
OW1 Observation Well 01(534816002) - GW	9-Feb-21	Total Strontium	4.90E-01	9.06E-01	6.05E-01	pCi/L
OW1 Observation Well 01(534816002) - GW	9-Feb-21	Tritium	5.46E+02	2.76E+02	2.15E+02	pCi/L
OW1 Observation Well 01(534816002) - GW	9-Feb-21	Zinc-65	1.07E+00	3.77E+00	2.42E+00	pCi/L
OW1 Observation Well 01(534816002) - GW	9-Feb-21	Zirconium-95	7.29E-01	3.12E+00	1.86E+00	pCi/L
OW1 Observation Well 01(539120001) - GW	26-Apr-21	BETA	1.14E+01	6.73E+00	4.71E+00	pCi/L
OW1 Observation Well 01(539120001) - GW	26-Apr-21	Barium-140	7.25E-01	9.46E+00	5.55E+00	pCi/L
OW1 Observation Well 01(539120001) - GW	26-Apr-21	Cesium-134	6.29E-01	1.90E+00	1.25E+00	pCi/L
OW1 Observation Well 01(539120001) - GW	26-Apr-21	Cesium-137	2.36E-01	1.93E+00	1.14E+00	pCi/L
OW1 Observation Well 01(539120001) - GW	26-Apr-21	Cobalt-58	7.70E-01	1.83E+00	1.21E+00	pCi/L
OW1 Observation Well 01(539120001) - GW	26-Apr-21	Cobalt-60	3.75E-01	1.99E+00	1.14E+00	pCi/L
OW1 Observation Well 01(539120001) - GW	26-Apr-21	Iodine-131	-7.21E-01	3.65E+00	2.16E+00	pCi/L
OW1 Observation Well 01(539120001) - GW	26-Apr-21	Iron-55	-1.08E+01	1.27E+02	9.38E+01	pCi/L
OW1 Observation Well 01(539120001) - GW	26-Apr-21	Iron-59	-6.22E-01	3.16E+00	2.18E+00	pCi/L
OW1 Observation Well 01(539120001) - GW	26-Apr-21	Lanthanum-140	-2.88E-02	3.20E+00	1.91E+00	pCi/L
OW1 Observation Well 01(539120001) - GW	26-Apr-21	Manganese-54	5.76E-01	1.05E+00	1.31E+00	pCi/L
OW1 Observation Well 01(539120001) - GW	26-Apr-21	Nickel-63	1.93E+01	2.81E+01	1.82E+01	pCi/L
OW1 Observation Well 01(539120001) - GW	26-Apr-21	Niobium-95	-4.24E-01	1.82E+00	1.29E+00	pCi/L
OW1 Observation Well 01(539120001) - GW	26-Apr-21	Total Strontium	-9.84E-01	1.43E+00	7.88E-01	pCi/L
OW1 Observation Well 01(539120001) - GW	26-Apr-21	Tritium	5.34E+02	3.36E+02	2.51E+02	pCi/L
OW1 Observation Well 01(539120001) - GW	26-Apr-21	Zinc-65	-4.86E-02	3.80E+00	2.50E+00	pCi/L
OW1 Observation Well 01(539120001) - GW	26-Apr-21	Zirconium-95	-4.12E-01	3.29E+00	2.03E+00	pCi/L
OW1 Observation Well 01(557834003) - GW	28-Sep-21	BETA	2.75E+00	6.40E+00	3.93E+00	pCi/L
OW1 Observation Well 01(557834003) - GW	28-Sep-21	Barium-140	-1.65E+00	7.82E+00	4.91E+00	pCi/L

Groundwater Sample Results

OW1 Observation Well 01(557834003) - GW	28-Sep-21	Cesium-134	1.21E+00	1.76E+00	1.09E+00	pCi/L
OW1 Observation Well 01(557834003) - GW	28-Sep-21	Cesium-137	9.47E-02	1.48E+00	9.03E-01	pCi/L
OW1 Observation Well 01(557834003) - GW	28-Sep-21	Cobalt-58	7.06E-01	1.41E+00	9.47E-01	pCi/L
OW1 Observation Well 01(557834003) - GW	28-Sep-21	Cobalt-60	-1.41E+00	1.87E+00	1.73E+00	pCi/L
OW1 Observation Well 01(557834003) - GW	28-Sep-21	Iodine-131	-3.15E-02	3.00E+00	1.77E+00	pCi/L
OW1 Observation Well 01(557834003) - GW	28-Sep-21	Iron-55	-1.87E+01	1.10E+02	8.10E+01	pCi/L
OW1 Observation Well 01(557834003) - GW	28-Sep-21	Iron-59	-2.17E-01	2.82E+00	1.71E+00	pCi/L
OW1 Observation Well 01(557834003) - GW	28-Sep-21	Lanthanum-140	7.16E-01	2.82E+00	1.61E+00	pCi/L
OW1 Observation Well 01(557834003) - GW	28-Sep-21	Manganese-54	-3.89E-01	1.43E+00	8.79E-01	pCi/L
OW1 Observation Well 01(557834003) - GW	28-Sep-21	Nickel-63	9.44E+00	2.86E+01	1.76E+01	pCi/L
OW1 Observation Well 01(557834003) - GW	28-Sep-21	Niobium-95	-4.15E-01	1.59E+00	9.69E-01	pCi/L
OW1 Observation Well 01(557834003) - GW	28-Sep-21	Total Strontium	1.95E-02	6.25E-01	3.74E-01	pCi/L
OW1 Observation Well 01(557834003) - GW	28-Sep-21	Tritium	8.87E+02	2.55E+02	2.55E+02	pCi/L
OW1 Observation Well 01(557834003) - GW	28-Sep-21	Zinc-65	3.79E-01	3.19E+00	2.14E+00	pCi/L
OW1 Observation Well 01(557834003) - GW	28-Sep-21	Zirconium-95	3.82E-01	2.83E+00	1.62E+00	pCi/L
OW1 Observation Well 01(562871004) - GW	22-Nov-21	BETA	1.72E+00	3.78E+00	2.36E+00	pCi/L
OW1 Observation Well 01(562871004) - GW	22-Nov-21	Barium-140	-4.31E-01	9.74E+00	5.77E+00	pCi/L
OW1 Observation Well 01(562871004) - GW	22-Nov-21	Cesium-134	1.06E+00	2.19E+00	1.30E+00	pCi/L
OW1 Observation Well 01(562871004) - GW	22-Nov-21	Cesium-137	-2.37E+00	1.99E+00	2.94E+00	pCi/L
OW1 Observation Well 01(562871004) - GW	22-Nov-21	Cobalt-58	-3.44E-01	1.99E+00	1.20E+00	pCi/L
OW1 Observation Well 01(562871004) - GW	22-Nov-21	Cobalt-60	-9.24E-01	2.03E+00	1.35E+00	pCi/L
OW1 Observation Well 01(562871004) - GW	22-Nov-21	Iodine-131	-7.19E-01	3.41E+00	2.14E+00	pCi/L
OW1 Observation Well 01(562871004) - GW	22-Nov-21	Iron-55	6.60E-01	7.67E+01	5.26E+01	pCi/L
OW1 Observation Well 01(562871004) - GW	22-Nov-21	Iron-59	-3.24E+00	4.17E+00	5.50E+00	pCi/L
OW1 Observation Well 01(562871004) - GW	22-Nov-21	Lanthanum-140	4.35E-02	3.81E+00	2.30E+00	pCi/L
OW1 Observation Well 01(562871004) - GW	22-Nov-21	Manganese-54	-6.17E-02	2.08E+00	1.22E+00	pCi/L
OW1 Observation Well 01(562871004) - GW	22-Nov-21	Nickel-63	9.51E+00	2.93E+01	1.80E+01	pCi/L
OW1 Observation Well 01(562871004) - GW	22-Nov-21	Niobium-95	4.18E-01	2.32E+00	1.34E+00	pCi/L
OW1 Observation Well 01(562871004) - GW	22-Nov-21	Total Strontium	-5.42E-01	1.44E+00	7.99E-01	pCi/L
OW1 Observation Well 01(562871004) - GW	22-Nov-21	Tritium	4.80E+02	3.35E+02	2.40E+02	pCi/L
OW1 Observation Well 01(562871004) - GW	22-Nov-21	Zinc-65	-1.18E+00	4.15E+00	3.12E+00	pCi/L
OW1 Observation Well 01(562871004) - GW	22-Nov-21	Zirconium-95	1.38E+00	3.91E+00	2.27E+00	pCi/L

Meat Sample Results

BCM Blanchard Cow Meat

MT

Sample Name	Date Collected	Nuclide	Result	MDC	2 Sigma TPU	Units
BCM Blanchard Cow Meat(532350001) - MT	21-Jan-21	Cesium-134	1.15E+00	5.01E+00	2.94E+00	pCi/kg
BCM Blanchard Cow Meat(532350001) - MT	21-Jan-21	Cesium-137	-7.15E-01	4.77E+00	2.92E+00	pCi/kg
BCM Blanchard Cow Meat(532350001) - MT	21-Jan-21	Cobalt-58	2.22E+00	4.50E+00	2.88E+00	pCi/kg
BCM Blanchard Cow Meat(532350001) - MT	21-Jan-21	Cobalt-60	9.23E-01	5.88E+00	3.36E+00	pCi/kg
BCM Blanchard Cow Meat(532350001) - MT	21-Jan-21	Iodine-131	-1.95E-01	5.71E+00	3.62E+00	pCi/kg
BCM Blanchard Cow Meat(532350001) - MT	21-Jan-21	Total Strontium	2.64E+01	6.85E+01	4.38E+01	pCi/kg
BCM Blanchard Cow Meat(541234001) - MT	22-Apr-21	Cesium-134	-3.72E-01	3.00E+00	1.89E+00	pCi/kg
BCM Blanchard Cow Meat(541234001) - MT	22-Apr-21	Cesium-137	1.07E+00	3.31E+00	3.87E+00	pCi/kg
BCM Blanchard Cow Meat(541234001) - MT	22-Apr-21	Cobalt-58	-1.05E-01	3.00E+00	2.09E+00	pCi/kg
BCM Blanchard Cow Meat(541234001) - MT	22-Apr-21	Cobalt-60	-3.30E-01	3.72E+00	2.54E+00	pCi/kg
BCM Blanchard Cow Meat(541234001) - MT	22-Apr-21	Iodine-131	-8.06E-01	4.19E+00	2.50E+00	pCi/kg
BCM Blanchard Cow Meat(541234001) - MT	22-Apr-21	Total Strontium	3.10E+01	7.18E+01	4.69E+01	pCi/kg
BCM Blanchard Cow Meat(556928002) - MT	23-Sep-21	Cesium-134	-1.77E+00	3.63E+00	2.53E+00	pCi/kg
BCM Blanchard Cow Meat(556928002) - MT	23-Sep-21	Cesium-137	2.51E+00	4.47E+00	2.74E+00	pCi/kg
BCM Blanchard Cow Meat(556928002) - MT	23-Sep-21	Cobalt-58	-1.12E+00	3.74E+00	2.43E+00	pCi/kg
BCM Blanchard Cow Meat(556928002) - MT	23-Sep-21	Cobalt-60	3.45E-01	4.83E+00	2.81E+00	pCi/kg
BCM Blanchard Cow Meat(556928002) - MT	23-Sep-21	Iodine-131	-1.26E+00	7.07E+00	4.18E+00	pCi/kg
BCM Blanchard Cow Meat(556928002) - MT	23-Sep-21	Total Strontium	7.42E+00	8.83E+01	5.41E+01	pCi/kg
BCM Blanchard Cow Meat(562872001) - MT	18-Nov-21	Cesium-134	-8.70E-01	4.76E+00	2.99E+00	pCi/kg
BCM Blanchard Cow Meat(562872001) - MT	18-Nov-21	Cesium-137	1.72E+00	4.23E+00	2.54E+00	pCi/kg
BCM Blanchard Cow Meat(562872001) - MT	18-Nov-21	Cobalt-58	-1.02E+00	4.17E+00	3.01E+00	pCi/kg
BCM Blanchard Cow Meat(562872001) - MT	18-Nov-21	Cobalt-60	-7.24E-01	4.32E+00	2.64E+00	pCi/kg
BCM Blanchard Cow Meat(562872001) - MT	18-Nov-21	Iodine-131	6.51E-01	1.23E+01	7.06E+00	pCi/kg
BCM Blanchard Cow Meat(562872001) - MT	18-Nov-21	Total Strontium	-3.27E+00	9.13E+01	5.42E+01	pCi/kg

Meat Sample Results

CCM Control Cow Meat

MT

Sample Name	Date Collected	Nuclide	Result	MDC	2 Sigma TPU	Units
CCM Control Cow Meat(534515001) - MT	10-Feb-21	Cesium-134	1.08E+00	4.62E+00	2.66E+00	pCi/kg
CCM Control Cow Meat(534515001) - MT	10-Feb-21	Cesium-137	1.07E+00	4.02E+00	2.29E+00	pCi/kg
CCM Control Cow Meat(534515001) - MT	10-Feb-21	Cobalt-58	-7.42E-01	4.23E+00	2.56E+00	pCi/kg
CCM Control Cow Meat(534515001) - MT	10-Feb-21	Cobalt-60	-4.58E-01	4.57E+00	2.84E+00	pCi/kg
CCM Control Cow Meat(534515001) - MT	10-Feb-21	Iodine-131	6.95E-01	6.69E+00	3.95E+00	pCi/kg
CCM Control Cow Meat(534515001) - MT	10-Feb-21	Total Strontium	4.91E+01	1.02E+02	6.66E+01	pCi/kg
CCM Control Cow Meat(535062001) - MT	16-Feb-21	Cesium-134	-7.51E-01	2.97E+00	1.94E+00	pCi/kg
CCM Control Cow Meat(535062001) - MT	16-Feb-21	Cesium-137	1.88E+00	2.95E+00	1.86E+00	pCi/kg
CCM Control Cow Meat(535062001) - MT	16-Feb-21	Cobalt-58	3.07E-01	2.91E+00	1.78E+00	pCi/kg
CCM Control Cow Meat(535062001) - MT	16-Feb-21	Cobalt-60	-6.19E-01	3.49E+00	2.54E+00	pCi/kg
CCM Control Cow Meat(535062001) - MT	16-Feb-21	Iodine-131	6.73E-01	4.00E+00	2.34E+00	pCi/kg
CCM Control Cow Meat(535062001) - MT	16-Feb-21	Total Strontium	-6.17E+01	1.05E+02	5.54E+01	pCi/kg
CCM Control Cow Meat(541234002) - MT	22-Apr-21	Cesium-134	3.17E-01	3.79E+00	2.18E+00	pCi/kg
CCM Control Cow Meat(541234002) - MT	22-Apr-21	Cesium-137	3.79E+00	4.20E+00	2.89E+00	pCi/kg
CCM Control Cow Meat(541234002) - MT	22-Apr-21	Cobalt-58	-8.75E-01	3.56E+00	2.17E+00	pCi/kg
CCM Control Cow Meat(541234002) - MT	22-Apr-21	Cobalt-60	1.29E+00	4.00E+00	2.33E+00	pCi/kg
CCM Control Cow Meat(541234002) - MT	22-Apr-21	Iodine-131	1.04E+00	5.18E+00	3.08E+00	pCi/kg
CCM Control Cow Meat(541234002) - MT	22-Apr-21	Total Strontium	-2.20E+01	8.43E+01	4.78E+01	pCi/kg
CCM Control Cow Meat(556928003) - MT	27-Sep-21	Cesium-134	-9.24E-01	4.17E+00	2.51E+00	pCi/kg
CCM Control Cow Meat(556928003) - MT	27-Sep-21	Cesium-137	-5.02E-01	3.70E+00	2.32E+00	pCi/kg
CCM Control Cow Meat(556928003) - MT	27-Sep-21	Cobalt-58	-4.35E-01	3.40E+00	2.01E+00	pCi/kg
CCM Control Cow Meat(556928003) - MT	27-Sep-21	Cobalt-60	1.18E+00	4.88E+00	2.87E+00	pCi/kg
CCM Control Cow Meat(556928003) - MT	27-Sep-21	Iodine-131	-8.03E-01	4.26E+00	2.56E+00	pCi/kg
CCM Control Cow Meat(556928003) - MT	27-Sep-21	Total Strontium	-1.62E+01	9.17E+01	5.18E+01	pCi/kg
CCM Control Cow Meat(562872002) - MT	23-Nov-21	Cesium-134	-1.64E+00	4.70E+00	3.17E+00	pCi/kg
CCM Control Cow Meat(562872002) - MT	23-Nov-21	Cesium-137	-1.99E+00	4.48E+00	3.05E+00	pCi/kg
CCM Control Cow Meat(562872002) - MT	23-Nov-21	Cobalt-58	-1.46E+00	4.85E+00	2.99E+00	pCi/kg
CCM Control Cow Meat(562872002) - MT	23-Nov-21	Cobalt-60	7.77E-01	6.18E+00	3.64E+00	pCi/kg
CCM Control Cow Meat(562872002) - MT	23-Nov-21	Iodine-131	-3.19E+00	7.85E+00	6.20E+00	pCi/kg
CCM Control Cow Meat(562872002) - MT	23-Nov-21	Total Strontium	-3.41E+01	6.83E+01	3.73E+01	pCi/kg

Milk Sample Results

5F2 Cal Poly Farm

MK

Sample Name	Date Collected	Nuclide	Result	MDC	2 Sigma TPU	Units
5F2 Cal Poly Farm(531668001) - MK	12-Jan-21	Barium-140	-2.87E+00	8.63E+00	5.49E+00	pCi/L
5F2 Cal Poly Farm(531668001) - MK	12-Jan-21	Cesium-134	1.02E+00	2.11E+00	1.31E+00	pCi/L
5F2 Cal Poly Farm(531668001) - MK	12-Jan-21	Cesium-137	1.81E+00	1.81E+00	1.90E+00	pCi/L
5F2 Cal Poly Farm(531668001) - MK	12-Jan-21	Iodine-131	-1.16E-01	8.64E-01	5.06E-01	pCi/L
5F2 Cal Poly Farm(531668001) - MK	12-Jan-21	Lanthanum-140	5.09E-01	2.88E+00	1.71E+00	pCi/L
5F2 Cal Poly Farm(531668001) - MK	12-Jan-21	Total Strontium	4.98E-01	6.72E-01	4.49E-01	pCi/L
5F2 Cal Poly Farm(533663001) - MK	1-Feb-21	Barium-140	-4.89E-02	9.71E+00	5.62E+00	pCi/L
5F2 Cal Poly Farm(533663001) - MK	1-Feb-21	Cesium-134	-1.22E-01	2.10E+00	1.26E+00	pCi/L
5F2 Cal Poly Farm(533663001) - MK	1-Feb-21	Cesium-137	1.49E+00	1.90E+00	1.58E+00	pCi/L
5F2 Cal Poly Farm(533663001) - MK	1-Feb-21	Iodine-131	3.37E-01	6.84E-01	4.16E-01	pCi/L
5F2 Cal Poly Farm(533663001) - MK	1-Feb-21	Lanthanum-140	-2.14E-01	2.87E+00	1.73E+00	pCi/L
5F2 Cal Poly Farm(533663001) - MK	1-Feb-21	Total Strontium	-4.60E-01	1.22E+00	6.84E-01	pCi/L
5F2 Cal Poly Farm(535432001) - MK	8-Mar-21	Barium-140	-2.41E+00	1.29E+01	7.94E+00	pCi/L
5F2 Cal Poly Farm(535432001) - MK	8-Mar-21	Cesium-134	4.11E-01	2.11E+00	1.28E+00	pCi/L
5F2 Cal Poly Farm(535432001) - MK	8-Mar-21	Cesium-137	6.31E-01	2.03E+00	1.22E+00	pCi/L
5F2 Cal Poly Farm(535432001) - MK	8-Mar-21	Iodine-131	-6.03E-02	4.51E-01	2.64E-01	pCi/L
5F2 Cal Poly Farm(535432001) - MK	8-Mar-21	Lanthanum-140	1.58E-01	4.42E+00	2.67E+00	pCi/L
5F2 Cal Poly Farm(535432001) - MK	8-Mar-21	Total Strontium	8.64E-01	8.93E-01	6.23E-01	pCi/L
5F2 Cal Poly Farm(540196001) - MK	13-Apr-21	Barium-140	1.45E+00	1.13E+01	6.66E+00	pCi/L
5F2 Cal Poly Farm(540196001) - MK	13-Apr-21	Cesium-134	1.47E+00	1.90E+00	1.26E+00	pCi/L
5F2 Cal Poly Farm(540196001) - MK	13-Apr-21	Cesium-137	-6.41E-01	1.58E+00	1.66E+00	pCi/L
5F2 Cal Poly Farm(540196001) - MK	13-Apr-21	Iodine-131	9.74E-02	6.94E-01	4.11E-01	pCi/L
5F2 Cal Poly Farm(540196001) - MK	13-Apr-21	Lanthanum-140	4.08E-01	3.68E+00	2.18E+00	pCi/L
5F2 Cal Poly Farm(540196001) - MK	13-Apr-21	Total Strontium	1.10E+00	1.72E+00	1.13E+00	pCi/L
5F2 Cal Poly Farm(541544001) - MK	4-May-21	Barium-140	3.72E+00	7.44E+00	6.16E+00	pCi/L
5F2 Cal Poly Farm(541544001) - MK	4-May-21	Cesium-134	2.89E-01	1.98E+00	1.47E+00	pCi/L
5F2 Cal Poly Farm(541544001) - MK	4-May-21	Cesium-137	-1.07E+00	2.07E+00	2.07E+00	pCi/L
5F2 Cal Poly Farm(541544001) - MK	4-May-21	Iodine-131	-5.51E-02	4.12E-01	2.47E-01	pCi/L
5F2 Cal Poly Farm(541544001) - MK	4-May-21	Lanthanum-140	-2.90E-01	2.47E+00	1.54E+00	pCi/L
5F2 Cal Poly Farm(541544001) - MK	4-May-21	Total Strontium	9.36E-01	1.99E+00	1.27E+00	pCi/L
5F2 Cal Poly Farm(547172001) - MK	14-Jun-21	Barium-140	-2.30E+00	9.51E+00	5.98E+00	pCi/L

Milk Sample Results

5F2 Cal Poly Farm(547172001) - MK	14-Jun-21	Cesium-134	8.33E-01	2.18E+00	1.33E+00	pCi/L
5F2 Cal Poly Farm(547172001) - MK	14-Jun-21	Cesium-137	1.45E-01	2.03E+00	1.23E+00	pCi/L
5F2 Cal Poly Farm(547172001) - MK	14-Jun-21	Iodine-131	-2.85E-02	6.00E-01	3.49E-01	pCi/L
5F2 Cal Poly Farm(547172001) - MK	14-Jun-21	Lanthanum-140	-5.44E-01	2.79E+00	1.73E+00	pCi/L
5F2 Cal Poly Farm(547172001) - MK	14-Jun-21	Total Strontium	-6.84E-01	1.06E+00	5.76E-01	pCi/L
5F2 Cal Poly Farm(549377001) - MK	13-Jul-21	Barium-140	-1.61E+00	7.86E+00	4.96E+00	pCi/L
5F2 Cal Poly Farm(549377001) - MK	13-Jul-21	Cesium-134	-2.21E-01	1.96E+00	1.15E+00	pCi/L
5F2 Cal Poly Farm(549377001) - MK	13-Jul-21	Cesium-137	-8.50E-02	1.92E+00	1.19E+00	pCi/L
5F2 Cal Poly Farm(549377001) - MK	13-Jul-21	Iodine-131	3.12E-01	7.17E-01	4.36E-01	pCi/L
5F2 Cal Poly Farm(549377001) - MK	13-Jul-21	Lanthanum-140	1.72E-01	2.67E+00	1.59E+00	pCi/L
5F2 Cal Poly Farm(549377001) - MK	13-Jul-21	Total Strontium	6.49E-01	1.48E+00	9.46E-01	pCi/L
5F2 Cal Poly Farm(551238001) - MK	2-Aug-21	Barium-140	-3.52E+00	8.44E+00	5.37E+00	pCi/L
5F2 Cal Poly Farm(551238001) - MK	2-Aug-21	Cesium-134	3.52E-02	1.82E+00	1.09E+00	pCi/L
5F2 Cal Poly Farm(551238001) - MK	2-Aug-21	Cesium-137	-2.23E-01	1.55E+00	9.36E-01	pCi/L
5F2 Cal Poly Farm(551238001) - MK	2-Aug-21	Iodine-131	1.30E-01	6.71E-01	3.98E-01	pCi/L
5F2 Cal Poly Farm(551238001) - MK	2-Aug-21	Lanthanum-140	-5.90E-01	2.34E+00	1.48E+00	pCi/L
5F2 Cal Poly Farm(551238001) - MK	2-Aug-21	Total Strontium	1.11E-01	1.27E+00	7.73E-01	pCi/L
5F2 Cal Poly Farm(555307001) - MK	7-Sep-21	Barium-140	5.10E-01	9.24E+00	5.40E+00	pCi/L
5F2 Cal Poly Farm(555307001) - MK	7-Sep-21	Cesium-134	7.89E-01	1.75E+00	1.07E+00	pCi/L
5F2 Cal Poly Farm(555307001) - MK	7-Sep-21	Cesium-137	-8.56E-01	1.63E+00	1.57E+00	pCi/L
5F2 Cal Poly Farm(555307001) - MK	7-Sep-21	Iodine-131	-6.10E-01	7.88E-01	7.49E-01	pCi/L
5F2 Cal Poly Farm(555307001) - MK	7-Sep-21	Lanthanum-140	-5.52E-01	2.54E+00	1.58E+00	pCi/L
5F2 Cal Poly Farm(555307001) - MK	7-Sep-21	Total Strontium	-8.11E-01	1.15E+00	6.32E-01	pCi/L
5F2 Cal Poly Farm(558466001) - MK	12-Oct-21	Barium-140	-3.70E+00	7.20E+00	4.98E+00	pCi/L
5F2 Cal Poly Farm(558466001) - MK	12-Oct-21	Cesium-134	-1.91E-01	1.77E+00	1.08E+00	pCi/L
5F2 Cal Poly Farm(558466001) - MK	12-Oct-21	Cesium-137	3.49E-01	1.56E+00	1.01E+00	pCi/L
5F2 Cal Poly Farm(558466001) - MK	12-Oct-21	Iodine-131	2.40E-02	4.74E-01	2.73E-01	pCi/L
5F2 Cal Poly Farm(558466001) - MK	12-Oct-21	Lanthanum-140	-1.35E+00	2.32E+00	1.65E+00	pCi/L
5F2 Cal Poly Farm(558466001) - MK	12-Oct-21	Total Strontium	8.87E-01	1.02E+00	7.25E-01	pCi/L
5F2 Cal Poly Farm(562131001) - MK	16-Nov-21	Barium-140	-2.63E+00	8.24E+00	5.21E+00	pCi/L
5F2 Cal Poly Farm(562131001) - MK	16-Nov-21	Cesium-134	-1.83E-01	2.62E+00	1.61E+00	pCi/L
5F2 Cal Poly Farm(562131001) - MK	16-Nov-21	Cesium-137	4.19E-02	2.47E+00	1.47E+00	pCi/L
5F2 Cal Poly Farm(562131001) - MK	16-Nov-21	Iodine-131	1.67E-01	5.91E-01	3.45E-01	pCi/L
5F2 Cal Poly Farm(562131001) - MK	16-Nov-21	Lanthanum-140	-3.27E-01	2.65E+00	1.64E+00	pCi/L

Milk Sample Results

5F2 Cal Poly Farm(562131001) - MK	16-Nov-21	Total Strontium	6.07E-01	1.48E+00	9.38E-01	pCi/L
5F2 Cal Poly Farm(564005001) - MK	6-Dec-21	Barium-140	-9.51E+00	1.37E+01	1.38E+01	pCi/L
5F2 Cal Poly Farm(564005001) - MK	6-Dec-21	Cesium-134	5.95E-01	2.72E+00	1.61E+00	pCi/L
5F2 Cal Poly Farm(564005001) - MK	6-Dec-21	Cesium-137	-3.41E-01	2.29E+00	1.37E+00	pCi/L
5F2 Cal Poly Farm(564005001) - MK	6-Dec-21	Iodine-131	4.69E-01	6.80E-01	5.26E-01	pCi/L
5F2 Cal Poly Farm(564005001) - MK	6-Dec-21	Lanthanum-140	4.40E-01	3.98E+00	2.36E+00	pCi/L
5F2 Cal Poly Farm(564005001) - MK	6-Dec-21	Total Strontium	-1.17E+00	1.72E+00	8.64E-01	pCi/L

Mussel Sample Results

7C2 Rattlesnake Canyon

IM

Sample Name	Date Collected	Nuclide	Result	MDC	2 Sigma TPU	Units
7C2 Rattlesnake Canyon(531667003) - IM	11-Jan-21	Cesium-134	-4.95E+00	1.76E+01	1.33E+01	pCi/kg
7C2 Rattlesnake Canyon(531667003) - IM	11-Jan-21	Cesium-137	1.05E+01	2.01E+01	1.23E+01	pCi/kg
7C2 Rattlesnake Canyon(531667003) - IM	11-Jan-21	Cobalt-58	5.94E+00	1.88E+01	1.14E+01	pCi/kg
7C2 Rattlesnake Canyon(531667003) - IM	11-Jan-21	Cobalt-60	-9.20E+00	1.90E+01	1.35E+01	pCi/kg
7C2 Rattlesnake Canyon(531667003) - IM	11-Jan-21	Iron-59	1.09E+01	4.21E+01	2.44E+01	pCi/kg
7C2 Rattlesnake Canyon(531667003) - IM	11-Jan-21	Manganese-54	-6.07E+00	1.77E+01	1.21E+01	pCi/kg
7C2 Rattlesnake Canyon(531667003) - IM	11-Jan-21	Zinc-65	-7.44E-01	4.57E+01	2.72E+01	pCi/kg
7C2 Rattlesnake Canyon(541241004) - IM	21-Apr-21	Cesium-134	-5.75E+00	2.11E+01	1.34E+01	pCi/kg
7C2 Rattlesnake Canyon(541241004) - IM	21-Apr-21	Cesium-137	1.77E+01	2.69E+01	1.73E+01	pCi/kg
7C2 Rattlesnake Canyon(541241004) - IM	21-Apr-21	Cobalt-58	2.68E+00	2.32E+01	1.35E+01	pCi/kg
7C2 Rattlesnake Canyon(541241004) - IM	21-Apr-21	Cobalt-60	-1.58E+00	2.32E+01	1.69E+01	pCi/kg
7C2 Rattlesnake Canyon(541241004) - IM	21-Apr-21	Iron-59	1.24E+01	5.14E+01	3.04E+01	pCi/kg
7C2 Rattlesnake Canyon(541241004) - IM	21-Apr-21	Manganese-54	7.42E+00	2.56E+01	1.67E+01	pCi/kg
7C2 Rattlesnake Canyon(541241004) - IM	21-Apr-21	Zinc-65	-1.14E+01	5.26E+01	3.38E+01	pCi/kg
7C2 Rattlesnake Canyon(555287002) - IM	26-Aug-21	Cesium-134	1.50E+00	2.36E+01	1.43E+01	pCi/kg
7C2 Rattlesnake Canyon(555287002) - IM	26-Aug-21	Cesium-137	-1.42E+01	2.60E+01	1.80E+01	pCi/kg
7C2 Rattlesnake Canyon(555287002) - IM	26-Aug-21	Cobalt-58	-6.49E-01	2.10E+01	1.30E+01	pCi/kg
7C2 Rattlesnake Canyon(555287002) - IM	26-Aug-21	Cobalt-60	-2.59E+00	2.12E+01	1.30E+01	pCi/kg
7C2 Rattlesnake Canyon(555287002) - IM	26-Aug-21	Iron-59	1.56E+01	5.00E+01	2.85E+01	pCi/kg
7C2 Rattlesnake Canyon(555287002) - IM	26-Aug-21	Manganese-54	-2.92E+00	2.21E+01	1.39E+01	pCi/kg
7C2 Rattlesnake Canyon(555287002) - IM	26-Aug-21	Zinc-65	1.27E+01	4.19E+01	2.62E+01	pCi/kg
7C2 Rattlesnake Canyon(563364003) - IM	30-Nov-21	Cesium-134	-8.79E-01	1.81E+01	1.12E+01	pCi/kg
7C2 Rattlesnake Canyon(563364003) - IM	30-Nov-21	Cesium-137	4.09E+00	1.73E+01	1.03E+01	pCi/kg
7C2 Rattlesnake Canyon(563364003) - IM	30-Nov-21	Cobalt-58	-4.36E+00	1.50E+01	1.12E+01	pCi/kg
7C2 Rattlesnake Canyon(563364003) - IM	30-Nov-21	Cobalt-60	6.69E+00	1.61E+01	9.14E+00	pCi/kg
7C2 Rattlesnake Canyon(563364003) - IM	30-Nov-21	Iron-59	-2.23E+00	3.20E+01	1.90E+01	pCi/kg
7C2 Rattlesnake Canyon(563364003) - IM	30-Nov-21	Manganese-54	4.03E+00	1.60E+01	9.60E+00	pCi/kg
7C2 Rattlesnake Canyon(563364003) - IM	30-Nov-21	Zinc-65	-6.70E+00	3.32E+01	2.04E+01	pCi/kg

DCM Diablo Cove Marine

IM

Mussel Sample Results

Sample Name	Date Collected	Nuclide	Result	MDC	2 Sigma TPU	Units
DCM Diablo Cove Marine(531667001) - IM	11-Jan-21	Cesium-134	8.02E+00	2.07E+01	1.36E+01	pCi/kg
DCM Diablo Cove Marine(531667001) - IM	11-Jan-21	Cesium-137	-1.69E+00	1.81E+01	1.08E+01	pCi/kg
DCM Diablo Cove Marine(531667001) - IM	11-Jan-21	Cobalt-58	1.25E+01	1.79E+01	9.84E+00	pCi/kg
DCM Diablo Cove Marine(531667001) - IM	11-Jan-21	Cobalt-60	-2.96E+00	2.01E+01	1.23E+01	pCi/kg
DCM Diablo Cove Marine(531667001) - IM	11-Jan-21	Iron-59	-7.47E+00	3.44E+01	2.23E+01	pCi/kg
DCM Diablo Cove Marine(531667001) - IM	11-Jan-21	Manganese-54	3.38E+00	1.91E+01	1.13E+01	pCi/kg
DCM Diablo Cove Marine(531667001) - IM	11-Jan-21	Zinc-65	-1.93E+01	4.14E+01	2.89E+01	pCi/kg
DCM Diablo Cove Marine(541241001) - IM	21-Apr-21	Cesium-134	3.78E+00	2.20E+01	1.33E+01	pCi/kg
DCM Diablo Cove Marine(541241001) - IM	21-Apr-21	Cesium-137	1.11E+01	1.81E+01	2.34E+01	pCi/kg
DCM Diablo Cove Marine(541241001) - IM	21-Apr-21	Cobalt-58	-3.25E+00	2.01E+01	1.30E+01	pCi/kg
DCM Diablo Cove Marine(541241001) - IM	21-Apr-21	Cobalt-60	5.30E+00	2.75E+01	1.61E+01	pCi/kg
DCM Diablo Cove Marine(541241001) - IM	21-Apr-21	Iron-59	-1.03E+01	4.20E+01	2.68E+01	pCi/kg
DCM Diablo Cove Marine(541241001) - IM	21-Apr-21	Manganese-54	-7.55E+00	1.57E+01	1.31E+01	pCi/kg
DCM Diablo Cove Marine(541241001) - IM	21-Apr-21	Zinc-65	3.79E+01	4.76E+01	4.66E+01	pCi/kg
DCM Diablo Cove Marine(555287001) - IM	26-Aug-21	Cesium-134	3.52E+00	2.13E+01	1.29E+01	pCi/kg
DCM Diablo Cove Marine(555287001) - IM	26-Aug-21	Cesium-137	-3.67E+00	2.08E+01	1.70E+01	pCi/kg
DCM Diablo Cove Marine(555287001) - IM	26-Aug-21	Cobalt-58	-1.52E+01	1.92E+01	1.94E+01	pCi/kg
DCM Diablo Cove Marine(555287001) - IM	26-Aug-21	Cobalt-60	9.47E-01	1.98E+01	1.16E+01	pCi/kg
DCM Diablo Cove Marine(555287001) - IM	26-Aug-21	Iron-59	9.60E+00	4.38E+01	2.49E+01	pCi/kg
DCM Diablo Cove Marine(555287001) - IM	26-Aug-21	Manganese-54	-1.81E+01	1.89E+01	1.86E+01	pCi/kg
DCM Diablo Cove Marine(555287001) - IM	26-Aug-21	Zinc-65	3.28E+01	3.54E+01	2.29E+01	pCi/kg
DCM Diablo Cove Marine(563364002) - IM	30-Nov-21	Cesium-134	-2.31E+00	2.20E+01	1.54E+01	pCi/kg
DCM Diablo Cove Marine(563364002) - IM	30-Nov-21	Cesium-137	2.30E+00	2.01E+01	1.20E+01	pCi/kg
DCM Diablo Cove Marine(563364002) - IM	30-Nov-21	Cobalt-58	4.00E+00	1.90E+01	1.14E+01	pCi/kg
DCM Diablo Cove Marine(563364002) - IM	30-Nov-21	Cobalt-60	-1.12E+01	2.27E+01	2.12E+01	pCi/kg
DCM Diablo Cove Marine(563364002) - IM	30-Nov-21	Iron-59	9.66E+00	4.34E+01	2.65E+01	pCi/kg
DCM Diablo Cove Marine(563364002) - IM	30-Nov-21	Manganese-54	3.41E+00	2.08E+01	1.26E+01	pCi/kg
DCM Diablo Cove Marine(563364002) - IM	30-Nov-21	Zinc-65	4.86E+00	4.42E+01	2.73E+01	pCi/kg

PON Pacific Ocean North of Diablo Cove
IM

Sample Name	Date Collected	Nuclide	Result	MDC	2 Sigma TPU	Units
PON Pacific Ocean North of Diablo Cove(534290001) - IM	8-Feb-21	Cesium-134	-3.19E+00	2.27E+01	1.42E+01	pCi/kg

Mussel Sample Results

PON Pacific Ocean North of Diablo Cove(534290001) - IM	8-Feb-21	Cesium-137	-1.48E+00	2.01E+01	1.22E+01	pCi/kg
PON Pacific Ocean North of Diablo Cove(534290001) - IM	8-Feb-21	Cobalt-58	3.41E-01	1.87E+01	1.14E+01	pCi/kg
PON Pacific Ocean North of Diablo Cove(534290001) - IM	8-Feb-21	Cobalt-60	-1.43E+00	2.31E+01	1.57E+01	pCi/kg
PON Pacific Ocean North of Diablo Cove(534290001) - IM	8-Feb-21	Iron-59	-3.49E+00	3.82E+01	2.76E+01	pCi/kg
PON Pacific Ocean North of Diablo Cove(534290001) - IM	8-Feb-21	Manganese-54	3.04E+00	1.84E+01	1.22E+01	pCi/kg
PON Pacific Ocean North of Diablo Cove(534290001) - IM	8-Feb-21	Zinc-65	-2.48E+01	3.69E+01	2.89E+01	pCi/kg

POS Pacific Ocean South of Diablo Cove

IM

Sample Name	Date Collected	Nuclide	Result	MDC	2 Sigma TPU	Units
POS Pacific Ocean South of Diablo Cove(531667004) - IM	11-Jan-21	Cesium-134	1.53E+01	1.67E+01	1.47E+01	pCi/kg
POS Pacific Ocean South of Diablo Cove(531667004) - IM	11-Jan-21	Cesium-137	6.01E-01	1.87E+01	1.13E+01	pCi/kg
POS Pacific Ocean South of Diablo Cove(531667004) - IM	11-Jan-21	Cobalt-58	-8.43E-01	1.64E+01	1.02E+01	pCi/kg
POS Pacific Ocean South of Diablo Cove(531667004) - IM	11-Jan-21	Cobalt-60	-4.64E+00	1.63E+01	1.07E+01	pCi/kg
POS Pacific Ocean South of Diablo Cove(531667004) - IM	11-Jan-21	Iron-59	-1.07E+01	3.36E+01	3.08E+01	pCi/kg
POS Pacific Ocean South of Diablo Cove(531667004) - IM	11-Jan-21	Manganese-54	1.11E+00	1.81E+01	1.11E+01	pCi/kg
POS Pacific Ocean South of Diablo Cove(531667004) - IM	11-Jan-21	Zinc-65	1.84E+01	4.29E+01	2.49E+01	pCi/kg
POS Pacific Ocean South of Diablo Cove(541241003) - IM	21-Apr-21	Cesium-134	-4.49E+00	1.92E+01	1.30E+01	pCi/kg
POS Pacific Ocean South of Diablo Cove(541241003) - IM	21-Apr-21	Cesium-137	1.44E+01	1.95E+01	1.30E+01	pCi/kg
POS Pacific Ocean South of Diablo Cove(541241003) - IM	21-Apr-21	Cobalt-58	4.66E+00	1.75E+01	1.06E+01	pCi/kg
POS Pacific Ocean South of Diablo Cove(541241003) - IM	21-Apr-21	Cobalt-60	8.57E+00	1.93E+01	1.30E+01	pCi/kg
POS Pacific Ocean South of Diablo Cove(541241003) - IM	21-Apr-21	Iron-59	-7.73E+00	3.48E+01	2.21E+01	pCi/kg
POS Pacific Ocean South of Diablo Cove(541241003) - IM	21-Apr-21	Manganese-54	-6.64E+00	1.73E+01	1.11E+01	pCi/kg
POS Pacific Ocean South of Diablo Cove(541241003) - IM	21-Apr-21	Zinc-65	1.20E+01	3.85E+01	2.66E+01	pCi/kg
POS Pacific Ocean South of Diablo Cove(555287003) - IM	26-Aug-21	Cesium-134	3.61E+00	2.29E+01	1.34E+01	pCi/kg
POS Pacific Ocean South of Diablo Cove(555287003) - IM	26-Aug-21	Cesium-137	1.00E+01	2.29E+01	1.35E+01	pCi/kg
POS Pacific Ocean South of Diablo Cove(555287003) - IM	26-Aug-21	Cobalt-58	-7.23E+00	1.94E+01	1.28E+01	pCi/kg
POS Pacific Ocean South of Diablo Cove(555287003) - IM	26-Aug-21	Cobalt-60	-2.68E+01	2.43E+01	2.45E+01	pCi/kg
POS Pacific Ocean South of Diablo Cove(555287003) - IM	26-Aug-21	Iron-59	3.30E+00	5.07E+01	3.06E+01	pCi/kg
POS Pacific Ocean South of Diablo Cove(555287003) - IM	26-Aug-21	Manganese-54	4.19E-01	2.23E+01	1.33E+01	pCi/kg
POS Pacific Ocean South of Diablo Cove(555287003) - IM	26-Aug-21	Zinc-65	1.96E+01	4.60E+01	3.98E+01	pCi/kg
POS Pacific Ocean South of Diablo Cove(563364001) - IM	30-Nov-21	Cesium-134	-9.39E+00	1.70E+01	1.22E+01	pCi/kg
POS Pacific Ocean South of Diablo Cove(563364001) - IM	30-Nov-21	Cesium-137	1.62E+01	1.62E+01	1.36E+01	pCi/kg
POS Pacific Ocean South of Diablo Cove(563364001) - IM	30-Nov-21	Cobalt-58	5.44E+00	1.89E+01	1.13E+01	pCi/kg

Mussel Sample Results

POS Pacific Ocean South of Diablo Cove(563364001) - IM	30-Nov-21	Cobalt-60	-6.95E+00	1.71E+01	1.15E+01	pCi/kg
POS Pacific Ocean South of Diablo Cove(563364001) - IM	30-Nov-21	Iron-59	-4.10E+01	2.53E+01	3.32E+01	pCi/kg
POS Pacific Ocean South of Diablo Cove(563364001) - IM	30-Nov-21	Manganese-54	5.67E-01	1.73E+01	1.05E+01	pCi/kg
POS Pacific Ocean South of Diablo Cove(563364001) - IM	30-Nov-21	Zinc-65	-5.32E+00	3.84E+01	2.48E+01	pCi/kg

Sea Water Sample Results

7C2 Rattlesnake Canyon

SW

Sample Name	Date Collected	Nuclide	Result	MDC	2 Sigma TPU	Units
7C2 Rattlesnake Canyon(531171002) - SW	20-Jan-21	BETA	1.98E+02	9.36E+01	7.18E+01	pCi/L
7C2 Rattlesnake Canyon(531171002) - SW	20-Jan-21	Barium-140	6.92E+00	9.01E+00	5.85E+00	pCi/L
7C2 Rattlesnake Canyon(531171002) - SW	20-Jan-21	Cesium-134	2.02E-01	1.77E+00	1.13E+00	pCi/L
7C2 Rattlesnake Canyon(531171002) - SW	20-Jan-21	Cesium-137	-5.60E-01	1.71E+00	1.11E+00	pCi/L
7C2 Rattlesnake Canyon(531171002) - SW	20-Jan-21	Cobalt-58	-4.84E-01	1.68E+00	1.10E+00	pCi/L
7C2 Rattlesnake Canyon(531171002) - SW	20-Jan-21	Cobalt-60	-4.98E-01	1.78E+00	1.14E+00	pCi/L
7C2 Rattlesnake Canyon(531171002) - SW	20-Jan-21	Iodine-131	1.24E+00	2.81E+00	1.66E+00	pCi/L
7C2 Rattlesnake Canyon(531171002) - SW	20-Jan-21	Iron-55	-6.27E+01	1.41E+02	8.68E+01	pCi/L
7C2 Rattlesnake Canyon(531171002) - SW	20-Jan-21	Iron-59	3.12E-01	3.75E+00	2.19E+00	pCi/L
7C2 Rattlesnake Canyon(531171002) - SW	20-Jan-21	Lanthanum-140	6.73E-02	2.90E+00	1.76E+00	pCi/L
7C2 Rattlesnake Canyon(531171002) - SW	20-Jan-21	Manganese-54	-2.99E-01	1.47E+00	9.51E-01	pCi/L
7C2 Rattlesnake Canyon(531171002) - SW	20-Jan-21	Nickel-63	1.01E+01	3.69E+01	2.23E+01	pCi/L
7C2 Rattlesnake Canyon(531171002) - SW	20-Jan-21	Niobium-95	2.44E-01	1.78E+00	1.08E+00	pCi/L
7C2 Rattlesnake Canyon(531171002) - SW	20-Jan-21	Total Strontium	-6.60E-02	3.56E+00	2.12E+00	pCi/L
7C2 Rattlesnake Canyon(531171002) - SW	20-Jan-21	Tritium	2.39E+00	2.28E+02	1.36E+02	pCi/L
7C2 Rattlesnake Canyon(531171002) - SW	20-Jan-21	Zinc-65	1.54E-01	3.45E+00	2.30E+00	pCi/L
7C2 Rattlesnake Canyon(531171002) - SW	20-Jan-21	Zirconium-95	-6.25E-01	3.13E+00	1.99E+00	pCi/L
7C2 Rattlesnake Canyon(534657001) - SW	8-Feb-21	BETA	2.05E+02	1.11E+02	8.05E+01	pCi/L
7C2 Rattlesnake Canyon(534657001) - SW	8-Feb-21	Barium-140	7.79E+00	7.79E+00	1.00E+01	pCi/L
7C2 Rattlesnake Canyon(534657001) - SW	8-Feb-21	Cesium-134	2.88E-01	1.69E+00	9.94E-01	pCi/L
7C2 Rattlesnake Canyon(534657001) - SW	8-Feb-21	Cesium-137	6.97E-01	1.54E+00	9.93E-01	pCi/L
7C2 Rattlesnake Canyon(534657001) - SW	8-Feb-21	Cobalt-58	-6.99E-01	1.35E+00	9.27E-01	pCi/L
7C2 Rattlesnake Canyon(534657001) - SW	8-Feb-21	Cobalt-60	-1.25E-02	1.46E+00	8.45E-01	pCi/L
7C2 Rattlesnake Canyon(534657001) - SW	8-Feb-21	Iodine-131	-2.84E-01	2.55E+00	1.63E+00	pCi/L
7C2 Rattlesnake Canyon(534657001) - SW	8-Feb-21	Iron-55	-5.74E+01	1.38E+02	8.44E+01	pCi/L
7C2 Rattlesnake Canyon(534657001) - SW	8-Feb-21	Iron-59	-7.82E-01	3.23E+00	2.09E+00	pCi/L
7C2 Rattlesnake Canyon(534657001) - SW	8-Feb-21	Lanthanum-140	-2.13E+00	2.36E+00	2.96E+00	pCi/L
7C2 Rattlesnake Canyon(534657001) - SW	8-Feb-21	Manganese-54	8.82E-02	1.46E+00	8.68E-01	pCi/L
7C2 Rattlesnake Canyon(534657001) - SW	8-Feb-21	Nickel-63	-4.61E+00	2.45E+01	1.44E+01	pCi/L
7C2 Rattlesnake Canyon(534657001) - SW	8-Feb-21	Niobium-95	-6.08E-01	1.44E+00	1.47E+00	pCi/L
7C2 Rattlesnake Canyon(534657001) - SW	8-Feb-21	Total Strontium	3.65E+00	4.37E+00	2.83E+00	pCi/L

Sea Water Sample Results

7C2 Rattlesnake Canyon(534657001) - SW	8-Feb-21	Tritium	1.79E+01	2.73E+02	1.64E+02	pCi/L
7C2 Rattlesnake Canyon(534657001) - SW	8-Feb-21	Zinc-65	-2.31E-01	3.23E+00	2.01E+00	pCi/L
7C2 Rattlesnake Canyon(534657001) - SW	8-Feb-21	Zirconium-95	2.30E-01	2.63E+00	1.55E+00	pCi/L
7C2 Rattlesnake Canyon(535392002) - SW	1-Mar-21	BETA	2.18E+02	8.87E+01	7.25E+01	pCi/L
7C2 Rattlesnake Canyon(535392002) - SW	1-Mar-21	Barium-140	-6.71E+00	1.14E+01	1.16E+01	pCi/L
7C2 Rattlesnake Canyon(535392002) - SW	1-Mar-21	Cesium-134	2.73E-01	1.86E+00	1.13E+00	pCi/L
7C2 Rattlesnake Canyon(535392002) - SW	1-Mar-21	Cesium-137	8.98E-01	1.68E+00	1.90E+00	pCi/L
7C2 Rattlesnake Canyon(535392002) - SW	1-Mar-21	Cobalt-58	-1.02E-02	1.74E+00	1.07E+00	pCi/L
7C2 Rattlesnake Canyon(535392002) - SW	1-Mar-21	Cobalt-60	1.74E-01	1.83E+00	1.08E+00	pCi/L
7C2 Rattlesnake Canyon(535392002) - SW	1-Mar-21	Iodine-131	-1.39E+00	5.10E+00	3.09E+00	pCi/L
7C2 Rattlesnake Canyon(535392002) - SW	1-Mar-21	Iron-55	-7.67E+01	1.21E+02	8.77E+01	pCi/L
7C2 Rattlesnake Canyon(535392002) - SW	1-Mar-21	Iron-59	9.33E-01	4.29E+00	2.48E+00	pCi/L
7C2 Rattlesnake Canyon(535392002) - SW	1-Mar-21	Lanthanum-140	2.26E-03	3.84E+00	2.34E+00	pCi/L
7C2 Rattlesnake Canyon(535392002) - SW	1-Mar-21	Manganese-54	-1.63E-01	1.66E+00	1.05E+00	pCi/L
7C2 Rattlesnake Canyon(535392002) - SW	1-Mar-21	Nickel-63	-3.13E+00	2.65E+01	1.56E+01	pCi/L
7C2 Rattlesnake Canyon(535392002) - SW	1-Mar-21	Niobium-95	2.45E-01	1.92E+00	1.16E+00	pCi/L
7C2 Rattlesnake Canyon(535392002) - SW	1-Mar-21	Total Strontium	1.08E+00	2.17E+00	1.37E+00	pCi/L
7C2 Rattlesnake Canyon(535392002) - SW	1-Mar-21	Tritium	5.10E+01	2.34E+02	1.42E+02	pCi/L
7C2 Rattlesnake Canyon(535392002) - SW	1-Mar-21	Zinc-65	3.56E-01	4.07E+00	2.38E+00	pCi/L
7C2 Rattlesnake Canyon(535392002) - SW	1-Mar-21	Zirconium-95	1.69E-01	3.34E+00	2.03E+00	pCi/L
7C2 Rattlesnake Canyon(538524004) - SW	5-Apr-21	BETA	2.79E+02	1.48E+02	1.06E+02	pCi/L
7C2 Rattlesnake Canyon(538524004) - SW	5-Apr-21	Barium-140	5.71E-01	9.99E+00	5.86E+00	pCi/L
7C2 Rattlesnake Canyon(538524004) - SW	5-Apr-21	Cesium-134	-5.06E-02	2.12E+00	1.24E+00	pCi/L
7C2 Rattlesnake Canyon(538524004) - SW	5-Apr-21	Cesium-137	4.58E-01	2.07E+00	1.24E+00	pCi/L
7C2 Rattlesnake Canyon(538524004) - SW	5-Apr-21	Cobalt-58	4.79E-01	2.06E+00	1.19E+00	pCi/L
7C2 Rattlesnake Canyon(538524004) - SW	5-Apr-21	Cobalt-60	-5.91E-01	2.15E+00	1.35E+00	pCi/L
7C2 Rattlesnake Canyon(538524004) - SW	5-Apr-21	Iodine-131	2.01E+00	3.60E+00	2.37E+00	pCi/L
7C2 Rattlesnake Canyon(538524004) - SW	5-Apr-21	Iron-55	1.32E+00	1.04E+02	7.48E+01	pCi/L
7C2 Rattlesnake Canyon(538524004) - SW	5-Apr-21	Iron-59	2.67E-01	4.65E+00	3.23E+00	pCi/L
7C2 Rattlesnake Canyon(538524004) - SW	5-Apr-21	Lanthanum-140	-9.92E-01	3.69E+00	2.38E+00	pCi/L
7C2 Rattlesnake Canyon(538524004) - SW	5-Apr-21	Manganese-54	1.26E-01	1.90E+00	1.11E+00	pCi/L
7C2 Rattlesnake Canyon(538524004) - SW	5-Apr-21	Nickel-63	-2.67E+00	2.49E+01	1.47E+01	pCi/L
7C2 Rattlesnake Canyon(538524004) - SW	5-Apr-21	Niobium-95	-2.53E-01	1.96E+00	1.16E+00	pCi/L
7C2 Rattlesnake Canyon(538524004) - SW	5-Apr-21	Total Strontium	4.61E+00	5.18E+00	3.41E+00	pCi/L

Sea Water Sample Results

7C2 Rattlesnake Canyon(538524004) - SW	5-Apr-21	Tritium	8.01E+01	3.02E+02	1.84E+02	pCi/L
7C2 Rattlesnake Canyon(538524004) - SW	5-Apr-21	Zinc-65	-2.05E+00	4.05E+00	2.80E+00	pCi/L
7C2 Rattlesnake Canyon(538524004) - SW	5-Apr-21	Zirconium-95	8.02E-01	3.49E+00	2.00E+00	pCi/L
7C2 Rattlesnake Canyon(541543001) - SW	5-May-21	BETA	2.46E+02	8.95E+01	7.59E+01	pCi/L
7C2 Rattlesnake Canyon(541543004) - SW	5-May-21	BETA	2.97E+02	1.41E+02	1.05E+02	pCi/L
7C2 Rattlesnake Canyon(541543001) - SW	5-May-21	Barium-140	5.18E+00	1.15E+01	7.05E+00	pCi/L
7C2 Rattlesnake Canyon(541543004) - SW	5-May-21	Barium-140	-3.63E+00	7.25E+00	4.86E+00	pCi/L
7C2 Rattlesnake Canyon(541543001) - SW	5-May-21	Cesium-134	-1.53E+00	2.28E+00	2.21E+00	pCi/L
7C2 Rattlesnake Canyon(541543004) - SW	5-May-21	Cesium-134	-4.42E-02	1.64E+00	1.01E+00	pCi/L
7C2 Rattlesnake Canyon(541543001) - SW	5-May-21	Cesium-137	1.50E+00	2.37E+00	1.51E+00	pCi/L
7C2 Rattlesnake Canyon(541543004) - SW	5-May-21	Cesium-137	-2.60E-01	1.43E+00	8.92E-01	pCi/L
7C2 Rattlesnake Canyon(541543001) - SW	5-May-21	Cobalt-58	-4.71E-01	2.18E+00	1.31E+00	pCi/L
7C2 Rattlesnake Canyon(541543004) - SW	5-May-21	Cobalt-58	3.44E-01	1.57E+00	9.44E-01	pCi/L
7C2 Rattlesnake Canyon(541543001) - SW	5-May-21	Cobalt-60	1.06E+00	2.62E+00	1.54E+00	pCi/L
7C2 Rattlesnake Canyon(541543004) - SW	5-May-21	Cobalt-60	2.56E-01	1.57E+00	1.03E+00	pCi/L
7C2 Rattlesnake Canyon(541543001) - SW	5-May-21	Iodine-131	-8.17E-02	3.27E+00	1.94E+00	pCi/L
7C2 Rattlesnake Canyon(541543004) - SW	5-May-21	Iodine-131	6.33E-01	2.91E+00	1.69E+00	pCi/L
7C2 Rattlesnake Canyon(541543001) - SW	5-May-21	Iron-55	8.49E+00	9.71E+01	6.75E+01	pCi/L
7C2 Rattlesnake Canyon(541543004) - SW	5-May-21	Iron-55	2.74E+01	9.88E+01	6.96E+01	pCi/L
7C2 Rattlesnake Canyon(541543001) - SW	5-May-21	Iron-59	2.75E+00	5.34E+00	3.20E+00	pCi/L
7C2 Rattlesnake Canyon(541543004) - SW	5-May-21	Iron-59	-1.36E+00	3.11E+00	2.02E+00	pCi/L
7C2 Rattlesnake Canyon(541543001) - SW	5-May-21	Lanthanum-140	7.71E-01	4.08E+00	2.42E+00	pCi/L
7C2 Rattlesnake Canyon(541543004) - SW	5-May-21	Lanthanum-140	-8.61E-01	2.41E+00	1.59E+00	pCi/L
7C2 Rattlesnake Canyon(541543001) - SW	5-May-21	Manganese-54	-9.87E-01	2.08E+00	1.35E+00	pCi/L
7C2 Rattlesnake Canyon(541543004) - SW	5-May-21	Manganese-54	6.71E-01	1.45E+00	8.84E-01	pCi/L
7C2 Rattlesnake Canyon(541543001) - SW	5-May-21	Nickel-63	3.18E+00	1.92E+01	1.15E+01	pCi/L
7C2 Rattlesnake Canyon(541543004) - SW	5-May-21	Nickel-63	8.51E+00	1.97E+01	1.21E+01	pCi/L
7C2 Rattlesnake Canyon(541543001) - SW	5-May-21	Niobium-95	5.39E-01	2.49E+00	1.42E+00	pCi/L
7C2 Rattlesnake Canyon(541543004) - SW	5-May-21	Niobium-95	3.78E-01	1.51E+00	1.48E+00	pCi/L
7C2 Rattlesnake Canyon(541543001) - SW	5-May-21	Total Strontium	-3.52E+00	1.96E+00	1.04E+00	pCi/L
7C2 Rattlesnake Canyon(541543004) - SW	5-May-21	Total Strontium	2.14E+00	2.16E+00	1.43E+00	pCi/L
7C2 Rattlesnake Canyon(541543001) - SW	5-May-21	Tritium	7.16E+01	3.24E+02	1.98E+02	pCi/L
7C2 Rattlesnake Canyon(541543004) - SW	5-May-21	Tritium	4.10E+00	3.07E+02	1.83E+02	pCi/L
7C2 Rattlesnake Canyon(541543001) - SW	5-May-21	Zinc-65	3.05E+00	5.42E+00	3.59E+00	pCi/L

Sea Water Sample Results

7C2 Rattlesnake Canyon(541543004) - SW	5-May-21	Zinc-65	7.24E-01	3.28E+00	2.11E+00	pCi/L
7C2 Rattlesnake Canyon(541543001) - SW	5-May-21	Zirconium-95	1.28E+00	3.86E+00	2.35E+00	pCi/L
7C2 Rattlesnake Canyon(541543004) - SW	5-May-21	Zirconium-95	-1.85E+00	2.53E+00	1.90E+00	pCi/L
7C2 Rattlesnake Canyon(544764001) - SW	1-Jun-21	BETA	3.14E+02	1.18E+02	9.59E+01	pCi/L
7C2 Rattlesnake Canyon(544764001) - SW	1-Jun-21	Barium-140	-2.37E-01	1.18E+01	6.92E+00	pCi/L
7C2 Rattlesnake Canyon(544764001) - SW	1-Jun-21	Cesium-134	-4.57E-01	2.31E+00	1.46E+00	pCi/L
7C2 Rattlesnake Canyon(544764001) - SW	1-Jun-21	Cesium-137	1.33E+00	2.02E+00	1.85E+00	pCi/L
7C2 Rattlesnake Canyon(544764001) - SW	1-Jun-21	Cobalt-58	-4.35E-01	2.08E+00	1.32E+00	pCi/L
7C2 Rattlesnake Canyon(544764001) - SW	1-Jun-21	Cobalt-60	-4.10E+00	1.90E+00	5.23E+00	pCi/L
7C2 Rattlesnake Canyon(544764001) - SW	1-Jun-21	Iodine-131	-1.96E-01	4.13E+00	2.85E+00	pCi/L
7C2 Rattlesnake Canyon(544764001) - SW	1-Jun-21	Iron-55	-4.31E+01	1.11E+02	7.55E+01	pCi/L
7C2 Rattlesnake Canyon(544764001) - SW	1-Jun-21	Iron-59	1.84E+00	5.44E+00	3.09E+00	pCi/L
7C2 Rattlesnake Canyon(544764001) - SW	1-Jun-21	Lanthanum-140	9.54E-01	4.83E+00	2.79E+00	pCi/L
7C2 Rattlesnake Canyon(544764001) - SW	1-Jun-21	Manganese-54	-9.87E-01	1.87E+00	1.33E+00	pCi/L
7C2 Rattlesnake Canyon(544764001) - SW	1-Jun-21	Nickel-63	-1.14E+01	2.65E+01	1.54E+01	pCi/L
7C2 Rattlesnake Canyon(544764001) - SW	1-Jun-21	Niobium-95	4.92E-01	2.45E+00	1.45E+00	pCi/L
7C2 Rattlesnake Canyon(544764001) - SW	1-Jun-21	Total Strontium	-5.17E+00	6.15E+00	3.49E+00	pCi/L
7C2 Rattlesnake Canyon(544764001) - SW	1-Jun-21	Tritium	1.23E+02	2.40E+02	1.51E+02	pCi/L
7C2 Rattlesnake Canyon(544764001) - SW	1-Jun-21	Zinc-65	-3.70E-01	5.28E+00	3.09E+00	pCi/L
7C2 Rattlesnake Canyon(544764001) - SW	1-Jun-21	Zirconium-95	-1.49E-01	4.17E+00	2.52E+00	pCi/L
7C2 Rattlesnake Canyon(549379001) - SW	19-Jul-21	BETA	2.71E+02	1.27E+02	9.55E+01	pCi/L
7C2 Rattlesnake Canyon(549379001) - SW	19-Jul-21	Barium-140	5.37E+00	1.58E+01	9.32E+00	pCi/L
7C2 Rattlesnake Canyon(549379001) - SW	19-Jul-21	Cesium-134	-3.25E-01	1.97E+00	1.23E+00	pCi/L
7C2 Rattlesnake Canyon(549379001) - SW	19-Jul-21	Cesium-137	1.16E-01	1.93E+00	1.15E+00	pCi/L
7C2 Rattlesnake Canyon(549379001) - SW	19-Jul-21	Cobalt-58	-1.90E-01	1.90E+00	1.18E+00	pCi/L
7C2 Rattlesnake Canyon(549379001) - SW	19-Jul-21	Cobalt-60	-9.50E-01	1.59E+00	1.13E+00	pCi/L
7C2 Rattlesnake Canyon(549379001) - SW	19-Jul-21	Iodine-131	4.24E+00	7.95E+00	5.20E+00	pCi/L
7C2 Rattlesnake Canyon(549379001) - SW	19-Jul-21	Iron-55	1.52E+01	9.29E+01	6.03E+01	pCi/L
7C2 Rattlesnake Canyon(549379001) - SW	19-Jul-21	Iron-59	-2.74E-01	4.34E+00	2.54E+00	pCi/L
7C2 Rattlesnake Canyon(549379001) - SW	19-Jul-21	Lanthanum-140	-1.89E+00	4.63E+00	3.12E+00	pCi/L
7C2 Rattlesnake Canyon(549379001) - SW	19-Jul-21	Manganese-54	8.16E-01	2.01E+00	1.22E+00	pCi/L
7C2 Rattlesnake Canyon(549379001) - SW	19-Jul-21	Nickel-63	1.63E+01	3.53E+01	2.17E+01	pCi/L
7C2 Rattlesnake Canyon(549379001) - SW	19-Jul-21	Niobium-95	-7.41E-01	1.98E+00	1.30E+00	pCi/L
7C2 Rattlesnake Canyon(549379001) - SW	19-Jul-21	Total Strontium	-2.57E+00	8.62E+00	4.83E+00	pCi/L

Sea Water Sample Results

7C2 Rattlesnake Canyon(549379001) - SW	19-Jul-21	Tritium	1.88E+01	2.72E+02	1.63E+02	pCi/L
7C2 Rattlesnake Canyon(549379001) - SW	19-Jul-21	Zinc-65	1.36E+00	4.13E+00	2.36E+00	pCi/L
7C2 Rattlesnake Canyon(549379001) - SW	19-Jul-21	Zirconium-95	-1.57E+00	3.44E+00	2.32E+00	pCi/L
7C2 Rattlesnake Canyon(552197003) - SW	9-Aug-21	BETA	3.71E+02	1.40E+02	1.12E+02	pCi/L
7C2 Rattlesnake Canyon(552197003) - SW	9-Aug-21	Barium-140	3.96E-01	1.01E+01	6.18E+00	pCi/L
7C2 Rattlesnake Canyon(552197003) - SW	9-Aug-21	Cesium-134	8.52E-01	2.03E+00	1.20E+00	pCi/L
7C2 Rattlesnake Canyon(552197003) - SW	9-Aug-21	Cesium-137	1.85E-01	1.75E+00	1.01E+00	pCi/L
7C2 Rattlesnake Canyon(552197003) - SW	9-Aug-21	Cobalt-58	-7.86E-02	1.82E+00	1.08E+00	pCi/L
7C2 Rattlesnake Canyon(552197003) - SW	9-Aug-21	Cobalt-60	-9.40E-01	1.83E+00	1.53E+00	pCi/L
7C2 Rattlesnake Canyon(552197003) - SW	9-Aug-21	Iodine-131	-9.18E-01	4.04E+00	2.50E+00	pCi/L
7C2 Rattlesnake Canyon(552197003) - SW	9-Aug-21	Iron-55	9.67E+00	5.41E+01	3.59E+01	pCi/L
7C2 Rattlesnake Canyon(552197003) - SW	9-Aug-21	Iron-59	-2.05E+00	3.69E+00	2.60E+00	pCi/L
7C2 Rattlesnake Canyon(552197003) - SW	9-Aug-21	Lanthanum-140	-1.67E+00	3.15E+00	2.20E+00	pCi/L
7C2 Rattlesnake Canyon(552197003) - SW	9-Aug-21	Manganese-54	5.68E-01	1.84E+00	1.08E+00	pCi/L
7C2 Rattlesnake Canyon(552197003) - SW	9-Aug-21	Nickel-63	-7.95E+00	2.06E+01	1.19E+01	pCi/L
7C2 Rattlesnake Canyon(552197003) - SW	9-Aug-21	Niobium-95	6.72E-01	1.91E+00	1.12E+00	pCi/L
7C2 Rattlesnake Canyon(552197003) - SW	9-Aug-21	Total Strontium	-1.42E+00	5.95E+00	3.50E+00	pCi/L
7C2 Rattlesnake Canyon(552197003) - SW	9-Aug-21	Tritium	-9.81E+01	2.73E+02	1.58E+02	pCi/L
7C2 Rattlesnake Canyon(552197003) - SW	9-Aug-21	Zinc-65	-4.17E+00	3.43E+00	3.57E+00	pCi/L
7C2 Rattlesnake Canyon(552197003) - SW	9-Aug-21	Zirconium-95	1.44E+00	3.57E+00	2.11E+00	pCi/L
7C2 Rattlesnake Canyon(555391001) - SW	13-Sep-21	BETA	2.39E+02	1.09E+02	8.42E+01	pCi/L
7C2 Rattlesnake Canyon(555391001) - SW	13-Sep-21	Barium-140	5.05E+00	8.42E+00	8.37E+00	pCi/L
7C2 Rattlesnake Canyon(555391001) - SW	13-Sep-21	Cesium-134	5.19E-02	1.67E+00	9.89E-01	pCi/L
7C2 Rattlesnake Canyon(555391001) - SW	13-Sep-21	Cesium-137	1.10E+00	1.46E+00	2.44E+00	pCi/L
7C2 Rattlesnake Canyon(555391001) - SW	13-Sep-21	Cobalt-58	7.49E-01	1.64E+00	9.92E-01	pCi/L
7C2 Rattlesnake Canyon(555391001) - SW	13-Sep-21	Cobalt-60	-5.51E-02	1.50E+00	8.89E-01	pCi/L
7C2 Rattlesnake Canyon(555391001) - SW	13-Sep-21	Iodine-131	4.73E-01	2.94E+00	1.74E+00	pCi/L
7C2 Rattlesnake Canyon(555391001) - SW	13-Sep-21	Iron-55	4.65E+01	1.00E+02	6.64E+01	pCi/L
7C2 Rattlesnake Canyon(555391001) - SW	13-Sep-21	Iron-59	1.77E+00	3.15E+00	3.55E+00	pCi/L
7C2 Rattlesnake Canyon(555391001) - SW	13-Sep-21	Lanthanum-140	-1.14E+00	2.76E+00	1.83E+00	pCi/L
7C2 Rattlesnake Canyon(555391001) - SW	13-Sep-21	Manganese-54	-1.05E+00	1.37E+00	1.00E+00	pCi/L
7C2 Rattlesnake Canyon(555391001) - SW	13-Sep-21	Nickel-63	-2.06E-01	3.32E+01	1.98E+01	pCi/L
7C2 Rattlesnake Canyon(555391001) - SW	13-Sep-21	Niobium-95	3.65E-01	1.58E+00	9.29E-01	pCi/L
7C2 Rattlesnake Canyon(555391001) - SW	13-Sep-21	Total Strontium	2.82E+00	4.08E+00	2.61E+00	pCi/L

Sea Water Sample Results

7C2 Rattlesnake Canyon(555391001) - SW	13-Sep-21	Tritium	7.57E+01	2.95E+02	1.80E+02	pCi/L
7C2 Rattlesnake Canyon(555391001) - SW	13-Sep-21	Zinc-65	2.33E+00	3.78E+00	2.43E+00	pCi/L
7C2 Rattlesnake Canyon(555391001) - SW	13-Sep-21	Zirconium-95	-1.06E+00	2.55E+00	1.64E+00	pCi/L
7C2 Rattlesnake Canyon(559211003) - SW	18-Oct-21	BETA	2.71E+02	9.15E+01	7.94E+01	pCi/L
7C2 Rattlesnake Canyon(559211003) - SW	18-Oct-21	Barium-140	2.51E+00	1.34E+01	8.06E+00	pCi/L
7C2 Rattlesnake Canyon(559211003) - SW	18-Oct-21	Cesium-134	-1.71E+00	1.43E+00	1.37E+00	pCi/L
7C2 Rattlesnake Canyon(559211003) - SW	18-Oct-21	Cesium-137	-5.47E-01	1.44E+00	9.63E-01	pCi/L
7C2 Rattlesnake Canyon(559211003) - SW	18-Oct-21	Cobalt-58	4.81E-01	1.56E+00	1.00E+00	pCi/L
7C2 Rattlesnake Canyon(559211003) - SW	18-Oct-21	Cobalt-60	6.02E-01	1.61E+00	1.07E+00	pCi/L
7C2 Rattlesnake Canyon(559211003) - SW	18-Oct-21	Iodine-131	-1.33E+00	6.09E+00	3.69E+00	pCi/L
7C2 Rattlesnake Canyon(559211003) - SW	18-Oct-21	Iron-55	1.21E+01	6.07E+01	4.35E+01	pCi/L
7C2 Rattlesnake Canyon(559211003) - SW	18-Oct-21	Iron-59	-3.90E-01	3.59E+00	2.19E+00	pCi/L
7C2 Rattlesnake Canyon(559211003) - SW	18-Oct-21	Lanthanum-140	-2.83E-01	4.47E+00	2.65E+00	pCi/L
7C2 Rattlesnake Canyon(559211003) - SW	18-Oct-21	Manganese-54	-8.04E-02	1.53E+00	9.01E-01	pCi/L
7C2 Rattlesnake Canyon(559211003) - SW	18-Oct-21	Nickel-63	-3.99E+00	2.06E+01	1.21E+01	pCi/L
7C2 Rattlesnake Canyon(559211003) - SW	18-Oct-21	Niobium-95	-1.90E-01	1.55E+00	9.18E-01	pCi/L
7C2 Rattlesnake Canyon(559211003) - SW	18-Oct-21	Total Strontium	3.48E-01	3.81E+00	2.28E+00	pCi/L
7C2 Rattlesnake Canyon(559211003) - SW	18-Oct-21	Tritium	-7.41E+01	3.62E+02	2.12E+02	pCi/L
7C2 Rattlesnake Canyon(559211003) - SW	18-Oct-21	Zinc-65	-1.83E+00	3.21E+00	2.24E+00	pCi/L
7C2 Rattlesnake Canyon(559211003) - SW	18-Oct-21	Zirconium-95	-1.37E+00	2.80E+00	1.83E+00	pCi/L
7C2 Rattlesnake Canyon(562129003) - SW	15-Nov-21	BETA	2.74E+02	1.07E+02	8.65E+01	pCi/L
7C2 Rattlesnake Canyon(562129003) - SW	15-Nov-21	Barium-140	2.41E+00	1.20E+01	7.03E+00	pCi/L
7C2 Rattlesnake Canyon(562129003) - SW	15-Nov-21	Cesium-134	-3.01E-02	1.69E+00	1.04E+00	pCi/L
7C2 Rattlesnake Canyon(562129003) - SW	15-Nov-21	Cesium-137	5.49E-01	1.54E+00	9.18E-01	pCi/L
7C2 Rattlesnake Canyon(562129003) - SW	15-Nov-21	Cobalt-58	-5.62E-01	1.65E+00	1.09E+00	pCi/L
7C2 Rattlesnake Canyon(562129003) - SW	15-Nov-21	Cobalt-60	2.86E-01	1.70E+00	1.11E+00	pCi/L
7C2 Rattlesnake Canyon(562129003) - SW	15-Nov-21	Iodine-131	1.03E+00	5.46E+00	3.15E+00	pCi/L
7C2 Rattlesnake Canyon(562129003) - SW	15-Nov-21	Iron-55	-1.22E+01	7.62E+01	5.64E+01	pCi/L
7C2 Rattlesnake Canyon(562129003) - SW	15-Nov-21	Iron-59	4.59E-01	3.79E+00	2.17E+00	pCi/L
7C2 Rattlesnake Canyon(562129003) - SW	15-Nov-21	Lanthanum-140	-1.86E+00	3.45E+00	2.68E+00	pCi/L
7C2 Rattlesnake Canyon(562129003) - SW	15-Nov-21	Manganese-54	-1.27E-01	1.51E+00	1.06E+00	pCi/L
7C2 Rattlesnake Canyon(562129003) - SW	15-Nov-21	Nickel-63	1.75E+00	2.05E+01	1.23E+01	pCi/L
7C2 Rattlesnake Canyon(562129003) - SW	15-Nov-21	Niobium-95	2.22E-01	1.68E+00	1.13E+00	pCi/L
7C2 Rattlesnake Canyon(562129003) - SW	15-Nov-21	Total Strontium	2.70E+00	4.41E+00	2.77E+00	pCi/L

Sea Water Sample Results

7C2 Rattlesnake Canyon(562129003) - SW	15-Nov-21	Tritium	-2.35E+00	2.87E+02	1.71E+02	pCi/L
7C2 Rattlesnake Canyon(562129003) - SW	15-Nov-21	Zinc-65	-1.40E+00	3.25E+00	2.11E+00	pCi/L
7C2 Rattlesnake Canyon(562129003) - SW	15-Nov-21	Zirconium-95	-3.56E-01	3.06E+00	1.90E+00	pCi/L
7C2 Rattlesnake Canyon(564004001) - SW	8-Dec-21	BETA	2.84E+02	1.40E+02	1.03E+02	pCi/L
7C2 Rattlesnake Canyon(564004001) - SW	8-Dec-21	Barium-140	-2.26E+00	9.02E+00	5.59E+00	pCi/L
7C2 Rattlesnake Canyon(564004001) - SW	8-Dec-21	Cesium-134	6.23E-02	1.91E+00	1.16E+00	pCi/L
7C2 Rattlesnake Canyon(564004001) - SW	8-Dec-21	Cesium-137	4.43E-01	1.71E+00	1.02E+00	pCi/L
7C2 Rattlesnake Canyon(564004001) - SW	8-Dec-21	Cobalt-58	3.50E-01	1.81E+00	1.08E+00	pCi/L
7C2 Rattlesnake Canyon(564004001) - SW	8-Dec-21	Cobalt-60	-4.21E-01	1.96E+00	1.21E+00	pCi/L
7C2 Rattlesnake Canyon(564004001) - SW	8-Dec-21	Iodine-131	-1.66E+00	3.61E+00	2.30E+00	pCi/L
7C2 Rattlesnake Canyon(564004001) - SW	8-Dec-21	Iron-55	1.89E+01	7.32E+01	5.25E+01	pCi/L
7C2 Rattlesnake Canyon(564004001) - SW	8-Dec-21	Iron-59	9.54E-01	4.00E+00	2.29E+00	pCi/L
7C2 Rattlesnake Canyon(564004001) - SW	8-Dec-21	Lanthanum-140	-1.39E+00	3.23E+00	2.51E+00	pCi/L
7C2 Rattlesnake Canyon(564004001) - SW	8-Dec-21	Manganese-54	-2.50E-01	1.61E+00	1.01E+00	pCi/L
7C2 Rattlesnake Canyon(564004001) - SW	8-Dec-21	Nickel-63	4.70E+00	2.31E+01	1.40E+01	pCi/L
7C2 Rattlesnake Canyon(564004001) - SW	8-Dec-21	Niobium-95	3.89E-02	1.69E+00	1.15E+00	pCi/L
7C2 Rattlesnake Canyon(564004001) - SW	8-Dec-21	Total Strontium	-9.64E-01	2.18E+00	1.27E+00	pCi/L
7C2 Rattlesnake Canyon(564004001) - SW	8-Dec-21	Tritium	1.03E+02	2.84E+02	1.75E+02	pCi/L
7C2 Rattlesnake Canyon(564004001) - SW	8-Dec-21	Zinc-65	-2.37E+00	3.74E+00	4.01E+00	pCi/L
7C2 Rattlesnake Canyon(564004001) - SW	8-Dec-21	Zirconium-95	-1.20E+00	3.20E+00	3.34E+00	pCi/L

DCM Diablo Cove Marine

SW

Sample Name	Date Collected	Nuclide	Result	MDC	2 Sigma TPU	Units
DCM Diablo Cove Marine(531171001) - SW	20-Jan-21	BETA	1.46E+02	9.96E+01	6.93E+01	pCi/L
DCM Diablo Cove Marine(531171001) - SW	20-Jan-21	Barium-140	-3.66E-01	7.76E+00	4.62E+00	pCi/L
DCM Diablo Cove Marine(531171001) - SW	20-Jan-21	Cesium-134	-1.22E-01	1.85E+00	1.28E+00	pCi/L
DCM Diablo Cove Marine(531171001) - SW	20-Jan-21	Cesium-137	6.79E-01	1.87E+00	1.11E+00	pCi/L
DCM Diablo Cove Marine(531171001) - SW	20-Jan-21	Cobalt-58	4.38E-01	1.86E+00	1.12E+00	pCi/L
DCM Diablo Cove Marine(531171001) - SW	20-Jan-21	Cobalt-60	1.05E+00	2.21E+00	1.29E+00	pCi/L
DCM Diablo Cove Marine(531171001) - SW	20-Jan-21	Iodine-131	-5.99E-01	2.85E+00	1.70E+00	pCi/L
DCM Diablo Cove Marine(531171001) - SW	20-Jan-21	Iron-55	7.43E+01	1.34E+02	8.69E+01	pCi/L
DCM Diablo Cove Marine(531171001) - SW	20-Jan-21	Iron-59	-1.37E+00	3.79E+00	2.39E+00	pCi/L
DCM Diablo Cove Marine(531171001) - SW	20-Jan-21	Lanthanum-140	-2.17E+00	1.85E+00	1.76E+00	pCi/L

Sea Water Sample Results

DCM Diablo Cove Marine(531171001) - SW	20-Jan-21	Manganese-54	-8.21E-01	1.67E+00	1.16E+00	pCi/L
DCM Diablo Cove Marine(531171001) - SW	20-Jan-21	Nickel-63	5.13E-01	1.78E+01	1.06E+01	pCi/L
DCM Diablo Cove Marine(531171001) - SW	20-Jan-21	Niobium-95	-3.33E-01	1.78E+00	1.12E+00	pCi/L
DCM Diablo Cove Marine(531171001) - SW	20-Jan-21	Total Strontium	-3.21E+00	6.49E+00	3.78E+00	pCi/L
DCM Diablo Cove Marine(531171001) - SW	20-Jan-21	Tritium	1.20E+02	2.22E+02	1.40E+02	pCi/L
DCM Diablo Cove Marine(531171001) - SW	20-Jan-21	Zinc-65	-4.10E-01	4.13E+00	2.43E+00	pCi/L
DCM Diablo Cove Marine(531171001) - SW	20-Jan-21	Zirconium-95	-3.99E-04	3.19E+00	1.93E+00	pCi/L
DCM Diablo Cove Marine(534657002) - SW	8-Feb-21	BETA	1.56E+03	1.13E+02	2.75E+02	pCi/L
DCM Diablo Cove Marine(534657002) - SW	8-Feb-21	Barium-140	-1.49E+00	6.27E+00	5.93E+00	pCi/L
DCM Diablo Cove Marine(534657002) - SW	8-Feb-21	Cesium-134	1.24E-01	1.43E+00	8.76E-01	pCi/L
DCM Diablo Cove Marine(534657002) - SW	8-Feb-21	Cesium-137	-2.22E-01	1.45E+00	9.08E-01	pCi/L
DCM Diablo Cove Marine(534657002) - SW	8-Feb-21	Cobalt-58	-2.08E-01	1.26E+00	8.06E-01	pCi/L
DCM Diablo Cove Marine(534657002) - SW	8-Feb-21	Cobalt-60	1.35E+00	1.60E+00	1.22E+00	pCi/L
DCM Diablo Cove Marine(534657002) - SW	8-Feb-21	Iodine-131	8.43E-01	2.58E+00	1.53E+00	pCi/L
DCM Diablo Cove Marine(534657002) - SW	8-Feb-21	Iron-55	3.90E+01	1.19E+02	7.77E+01	pCi/L
DCM Diablo Cove Marine(534657002) - SW	8-Feb-21	Iron-59	5.10E-01	2.96E+00	1.71E+00	pCi/L
DCM Diablo Cove Marine(534657002) - SW	8-Feb-21	Lanthanum-140	1.05E-01	1.94E+00	1.83E+00	pCi/L
DCM Diablo Cove Marine(534657002) - SW	8-Feb-21	Manganese-54	2.95E-01	1.36E+00	8.67E-01	pCi/L
DCM Diablo Cove Marine(534657002) - SW	8-Feb-21	Nickel-63	-1.37E+01	2.87E+01	1.67E+01	pCi/L
DCM Diablo Cove Marine(534657002) - SW	8-Feb-21	Niobium-95	-4.40E-01	1.35E+00	1.00E+00	pCi/L
DCM Diablo Cove Marine(534657002) - SW	8-Feb-21	Total Strontium	-5.16E+00	6.04E+00	3.44E+00	pCi/L
DCM Diablo Cove Marine(534657002) - SW	8-Feb-21	Tritium	1.19E+01	2.78E+02	1.66E+02	pCi/L
DCM Diablo Cove Marine(534657002) - SW	8-Feb-21	Zinc-65	6.02E-01	3.21E+00	1.86E+00	pCi/L
DCM Diablo Cove Marine(534657002) - SW	8-Feb-21	Zirconium-95	9.78E-03	2.36E+00	1.45E+00	pCi/L
DCM Diablo Cove Marine(535392003) - SW	1-Mar-21	BETA	2.56E+02	1.55E+02	1.08E+02	pCi/L
DCM Diablo Cove Marine(535392003) - SW	1-Mar-21	Barium-140	1.74E+00	7.88E+00	4.57E+00	pCi/L
DCM Diablo Cove Marine(535392003) - SW	1-Mar-21	Cesium-134	9.07E-01	1.48E+00	9.13E-01	pCi/L
DCM Diablo Cove Marine(535392003) - SW	1-Mar-21	Cesium-137	4.39E-01	1.35E+00	7.94E-01	pCi/L
DCM Diablo Cove Marine(535392003) - SW	1-Mar-21	Cobalt-58	-6.38E-01	1.26E+00	8.67E-01	pCi/L
DCM Diablo Cove Marine(535392003) - SW	1-Mar-21	Cobalt-60	-2.82E-01	1.24E+00	7.63E-01	pCi/L
DCM Diablo Cove Marine(535392003) - SW	1-Mar-21	Iodine-131	-2.49E+00	2.86E+00	3.06E+00	pCi/L
DCM Diablo Cove Marine(535392003) - SW	1-Mar-21	Iron-55	-5.31E+01	1.20E+02	8.76E+01	pCi/L
DCM Diablo Cove Marine(535392003) - SW	1-Mar-21	Iron-59	6.43E-01	2.91E+00	1.76E+00	pCi/L
DCM Diablo Cove Marine(535392003) - SW	1-Mar-21	Lanthanum-140	-1.03E+00	2.59E+00	1.72E+00	pCi/L

Sea Water Sample Results

DCM Diablo Cove Marine(535392003) - SW	1-Mar-21	Manganese-54	2.93E-01	1.30E+00	7.75E-01	pCi/L
DCM Diablo Cove Marine(535392003) - SW	1-Mar-21	Nickel-63	-1.28E+00	2.65E+01	1.57E+01	pCi/L
DCM Diablo Cove Marine(535392003) - SW	1-Mar-21	Niobium-95	5.21E-01	1.43E+00	8.51E-01	pCi/L
DCM Diablo Cove Marine(535392003) - SW	1-Mar-21	Total Strontium	-8.18E-01	2.31E+00	1.33E+00	pCi/L
DCM Diablo Cove Marine(535392003) - SW	1-Mar-21	Tritium	1.16E+02	2.24E+02	1.41E+02	pCi/L
DCM Diablo Cove Marine(535392003) - SW	1-Mar-21	Zinc-65	1.30E+00	2.91E+00	1.68E+00	pCi/L
DCM Diablo Cove Marine(535392003) - SW	1-Mar-21	Zirconium-95	-7.54E-01	2.15E+00	1.57E+00	pCi/L
DCM Diablo Cove Marine(538524003) - SW	5-Apr-21	BETA	3.46E+02	1.47E+02	1.13E+02	pCi/L
DCM Diablo Cove Marine(538524003) - SW	5-Apr-21	Barium-140	-4.76E+00	6.37E+00	6.72E+00	pCi/L
DCM Diablo Cove Marine(538524003) - SW	5-Apr-21	Cesium-134	1.69E-01	1.43E+00	8.75E-01	pCi/L
DCM Diablo Cove Marine(538524003) - SW	5-Apr-21	Cesium-137	-2.09E-01	1.33E+00	8.36E-01	pCi/L
DCM Diablo Cove Marine(538524003) - SW	5-Apr-21	Cobalt-58	5.95E-01	1.42E+00	9.09E-01	pCi/L
DCM Diablo Cove Marine(538524003) - SW	5-Apr-21	Cobalt-60	4.84E-01	1.73E+00	1.01E+00	pCi/L
DCM Diablo Cove Marine(538524003) - SW	5-Apr-21	Iodine-131	5.88E-01	2.47E+00	1.45E+00	pCi/L
DCM Diablo Cove Marine(538524003) - SW	5-Apr-21	Iron-55	-1.14E+01	1.07E+02	7.68E+01	pCi/L
DCM Diablo Cove Marine(538524003) - SW	5-Apr-21	Iron-59	-1.36E-01	3.18E+00	1.88E+00	pCi/L
DCM Diablo Cove Marine(538524003) - SW	5-Apr-21	Lanthanum-140	3.15E-02	2.24E+00	1.54E+00	pCi/L
DCM Diablo Cove Marine(538524003) - SW	5-Apr-21	Manganese-54	-4.20E-01	1.27E+00	7.85E-01	pCi/L
DCM Diablo Cove Marine(538524003) - SW	5-Apr-21	Nickel-63	-1.49E+01	3.65E+01	2.11E+01	pCi/L
DCM Diablo Cove Marine(538524003) - SW	5-Apr-21	Niobium-95	1.93E-01	1.42E+00	8.62E-01	pCi/L
DCM Diablo Cove Marine(538524003) - SW	5-Apr-21	Total Strontium	-4.29E+00	3.68E+00	2.09E+00	pCi/L
DCM Diablo Cove Marine(538524003) - SW	5-Apr-21	Tritium	-7.77E+01	2.90E+02	1.70E+02	pCi/L
DCM Diablo Cove Marine(538524003) - SW	5-Apr-21	Zinc-65	-1.36E+00	2.53E+00	1.73E+00	pCi/L
DCM Diablo Cove Marine(538524003) - SW	5-Apr-21	Zirconium-95	7.89E-01	2.68E+00	1.63E+00	pCi/L
DCM Diablo Cove Marine(541543002) - SW	5-May-21	BETA	2.59E+02	1.43E+02	1.03E+02	pCi/L
DCM Diablo Cove Marine(541543002) - SW	5-May-21	Barium-140	-1.85E+00	8.21E+00	5.03E+00	pCi/L
DCM Diablo Cove Marine(541543002) - SW	5-May-21	Cesium-134	-4.14E-01	1.65E+00	1.05E+00	pCi/L
DCM Diablo Cove Marine(541543002) - SW	5-May-21	Cesium-137	2.62E-01	1.67E+00	1.11E+00	pCi/L
DCM Diablo Cove Marine(541543002) - SW	5-May-21	Cobalt-58	-5.23E-01	1.61E+00	1.18E+00	pCi/L
DCM Diablo Cove Marine(541543002) - SW	5-May-21	Cobalt-60	-3.08E-01	1.52E+00	9.41E-01	pCi/L
DCM Diablo Cove Marine(541543002) - SW	5-May-21	Iodine-131	8.88E-01	3.14E+00	1.82E+00	pCi/L
DCM Diablo Cove Marine(541543002) - SW	5-May-21	Iron-55	-4.86E+01	1.01E+02	6.85E+01	pCi/L
DCM Diablo Cove Marine(541543002) - SW	5-May-21	Iron-59	6.74E-01	3.41E+00	1.96E+00	pCi/L
DCM Diablo Cove Marine(541543002) - SW	5-May-21	Lanthanum-140	-1.27E+00	2.24E+00	2.58E+00	pCi/L

Sea Water Sample Results

DCM Diablo Cove Marine(541543002) - SW	5-May-21	Manganese-54	-1.30E-01	1.73E+00	1.07E+00	pCi/L
DCM Diablo Cove Marine(541543002) - SW	5-May-21	Nickel-63	-6.12E+00	2.27E+01	1.33E+01	pCi/L
DCM Diablo Cove Marine(541543002) - SW	5-May-21	Niobium-95	-2.51E-01	1.72E+00	1.07E+00	pCi/L
DCM Diablo Cove Marine(541543002) - SW	5-May-21	Total Strontium	3.73E-01	2.44E+00	1.47E+00	pCi/L
DCM Diablo Cove Marine(541543002) - SW	5-May-21	Tritium	-4.11E+01	3.04E+02	1.78E+02	pCi/L
DCM Diablo Cove Marine(541543002) - SW	5-May-21	Zinc-65	-3.79E-01	3.20E+00	1.90E+00	pCi/L
DCM Diablo Cove Marine(541543002) - SW	5-May-21	Zirconium-95	2.42E+00	2.92E+00	2.46E+00	pCi/L
DCM Diablo Cove Marine(544764002) - SW	1-Jun-21	BETA	1.78E+02	1.46E+02	9.65E+01	pCi/L
DCM Diablo Cove Marine(544764002) - SW	1-Jun-21	Barium-140	2.98E+00	1.04E+01	6.30E+00	pCi/L
DCM Diablo Cove Marine(544764002) - SW	1-Jun-21	Cesium-134	8.02E-01	2.31E+00	1.34E+00	pCi/L
DCM Diablo Cove Marine(544764002) - SW	1-Jun-21	Cesium-137	1.10E+00	2.14E+00	1.27E+00	pCi/L
DCM Diablo Cove Marine(544764002) - SW	1-Jun-21	Cobalt-58	6.79E-01	2.17E+00	1.26E+00	pCi/L
DCM Diablo Cove Marine(544764002) - SW	1-Jun-21	Cobalt-60	5.86E-01	2.10E+00	1.39E+00	pCi/L
DCM Diablo Cove Marine(544764002) - SW	1-Jun-21	Iodine-131	1.92E-01	3.36E+00	1.99E+00	pCi/L
DCM Diablo Cove Marine(544764002) - SW	1-Jun-21	Iron-55	1.82E+01	1.32E+02	9.27E+01	pCi/L
DCM Diablo Cove Marine(544764002) - SW	1-Jun-21	Iron-59	-7.62E-01	4.13E+00	2.57E+00	pCi/L
DCM Diablo Cove Marine(544764002) - SW	1-Jun-21	Lanthanum-140	-1.03E+00	3.07E+00	1.98E+00	pCi/L
DCM Diablo Cove Marine(544764002) - SW	1-Jun-21	Manganese-54	7.04E-01	2.00E+00	1.16E+00	pCi/L
DCM Diablo Cove Marine(544764002) - SW	1-Jun-21	Nickel-63	-1.38E+01	4.46E+01	2.61E+01	pCi/L
DCM Diablo Cove Marine(544764002) - SW	1-Jun-21	Niobium-95	7.53E-01	2.24E+00	1.30E+00	pCi/L
DCM Diablo Cove Marine(544764002) - SW	1-Jun-21	Total Strontium	-6.94E+00	5.53E+00	3.08E+00	pCi/L
DCM Diablo Cove Marine(544764002) - SW	1-Jun-21	Tritium	7.59E+01	2.50E+02	1.53E+02	pCi/L
DCM Diablo Cove Marine(544764002) - SW	1-Jun-21	Zinc-65	-8.51E-01	4.35E+00	2.71E+00	pCi/L
DCM Diablo Cove Marine(544764002) - SW	1-Jun-21	Zirconium-95	-6.08E-01	3.63E+00	2.17E+00	pCi/L
DCM Diablo Cove Marine(549379002) - SW	19-Jul-21	BETA	2.63E+02	9.58E+01	8.08E+01	pCi/L
DCM Diablo Cove Marine(549379002) - SW	19-Jul-21	Barium-140	1.34E+00	1.30E+01	7.67E+00	pCi/L
DCM Diablo Cove Marine(549379002) - SW	19-Jul-21	Cesium-134	1.32E-01	1.71E+00	1.04E+00	pCi/L
DCM Diablo Cove Marine(549379002) - SW	19-Jul-21	Cesium-137	-1.54E+00	1.55E+00	1.98E+00	pCi/L
DCM Diablo Cove Marine(549379002) - SW	19-Jul-21	Cobalt-58	5.59E-02	1.76E+00	1.08E+00	pCi/L
DCM Diablo Cove Marine(549379002) - SW	19-Jul-21	Cobalt-60	-2.12E+00	1.71E+00	2.38E+00	pCi/L
DCM Diablo Cove Marine(549379002) - SW	19-Jul-21	Iodine-131	-1.90E+00	6.20E+00	5.69E+00	pCi/L
DCM Diablo Cove Marine(549379002) - SW	19-Jul-21	Iron-55	-4.65E+01	1.01E+02	6.40E+01	pCi/L
DCM Diablo Cove Marine(549379002) - SW	19-Jul-21	Iron-59	1.03E+00	4.39E+00	2.54E+00	pCi/L
DCM Diablo Cove Marine(549379002) - SW	19-Jul-21	Lanthanum-140	-1.07E+00	4.64E+00	3.01E+00	pCi/L

Sea Water Sample Results

DCM Diablo Cove Marine(549379002) - SW	19-Jul-21	Manganese-54	4.10E-01	1.59E+00	9.65E-01	pCi/L
DCM Diablo Cove Marine(549379002) - SW	19-Jul-21	Nickel-63	8.42E+00	3.39E+01	2.06E+01	pCi/L
DCM Diablo Cove Marine(549379002) - SW	19-Jul-21	Niobium-95	2.45E-01	1.89E+00	1.15E+00	pCi/L
DCM Diablo Cove Marine(549379002) - SW	19-Jul-21	Total Strontium	5.09E-01	8.38E+00	5.06E+00	pCi/L
DCM Diablo Cove Marine(549379002) - SW	19-Jul-21	Tritium	-5.01E+01	2.72E+02	1.60E+02	pCi/L
DCM Diablo Cove Marine(549379002) - SW	19-Jul-21	Zinc-65	-2.47E+00	3.63E+00	3.16E+00	pCi/L
DCM Diablo Cove Marine(549379002) - SW	19-Jul-21	Zirconium-95	3.65E-02	3.10E+00	1.90E+00	pCi/L
DCM Diablo Cove Marine(552197002) - SW	9-Aug-21	BETA	2.99E+02	1.56E+02	1.13E+02	pCi/L
DCM Diablo Cove Marine(552197002) - SW	9-Aug-21	Barium-140	-7.89E-01	9.86E+00	5.89E+00	pCi/L
DCM Diablo Cove Marine(552197002) - SW	9-Aug-21	Cesium-134	1.14E+00	2.16E+00	1.33E+00	pCi/L
DCM Diablo Cove Marine(552197002) - SW	9-Aug-21	Cesium-137	1.58E-01	1.89E+00	1.12E+00	pCi/L
DCM Diablo Cove Marine(552197002) - SW	9-Aug-21	Cobalt-58	-3.06E-02	1.95E+00	1.19E+00	pCi/L
DCM Diablo Cove Marine(552197002) - SW	9-Aug-21	Cobalt-60	1.24E-01	1.93E+00	1.12E+00	pCi/L
DCM Diablo Cove Marine(552197002) - SW	9-Aug-21	Iodine-131	4.41E-01	4.48E+00	2.57E+00	pCi/L
DCM Diablo Cove Marine(552197002) - SW	9-Aug-21	Iron-55	2.89E+01	5.68E+01	3.88E+01	pCi/L
DCM Diablo Cove Marine(552197002) - SW	9-Aug-21	Iron-59	-1.83E+00	3.79E+00	2.50E+00	pCi/L
DCM Diablo Cove Marine(552197002) - SW	9-Aug-21	Lanthanum-140	4.63E-01	3.55E+00	2.34E+00	pCi/L
DCM Diablo Cove Marine(552197002) - SW	9-Aug-21	Manganese-54	3.10E-02	1.83E+00	1.11E+00	pCi/L
DCM Diablo Cove Marine(552197002) - SW	9-Aug-21	Nickel-63	1.72E+00	2.08E+01	1.25E+01	pCi/L
DCM Diablo Cove Marine(552197002) - SW	9-Aug-21	Niobium-95	-6.19E-02	2.03E+00	1.80E+00	pCi/L
DCM Diablo Cove Marine(552197002) - SW	9-Aug-21	Total Strontium	-4.27E-01	3.58E+00	2.12E+00	pCi/L
DCM Diablo Cove Marine(552197002) - SW	9-Aug-21	Tritium	3.39E+01	2.56E+02	1.54E+02	pCi/L
DCM Diablo Cove Marine(552197002) - SW	9-Aug-21	Zinc-65	-1.81E-02	4.27E+00	2.47E+00	pCi/L
DCM Diablo Cove Marine(552197002) - SW	9-Aug-21	Zirconium-95	-8.65E-01	2.99E+00	1.93E+00	pCi/L
DCM Diablo Cove Marine(555391002) - SW	13-Sep-21	BETA	1.93E+02	8.51E+01	6.78E+01	pCi/L
DCM Diablo Cove Marine(555391002) - SW	13-Sep-21	Barium-140	-6.14E+00	7.32E+00	5.60E+00	pCi/L
DCM Diablo Cove Marine(555391002) - SW	13-Sep-21	Cesium-134	-1.03E+00	1.73E+00	1.68E+00	pCi/L
DCM Diablo Cove Marine(555391002) - SW	13-Sep-21	Cesium-137	-6.34E-01	1.60E+00	1.06E+00	pCi/L
DCM Diablo Cove Marine(555391002) - SW	13-Sep-21	Cobalt-58	-2.71E-01	1.46E+00	1.06E+00	pCi/L
DCM Diablo Cove Marine(555391002) - SW	13-Sep-21	Cobalt-60	3.53E-01	1.67E+00	9.72E-01	pCi/L
DCM Diablo Cove Marine(555391002) - SW	13-Sep-21	Iodine-131	-6.19E-01	3.09E+00	1.87E+00	pCi/L
DCM Diablo Cove Marine(555391002) - SW	13-Sep-21	Iron-55	2.90E+01	9.78E+01	6.34E+01	pCi/L
DCM Diablo Cove Marine(555391002) - SW	13-Sep-21	Iron-59	-3.01E-01	3.27E+00	1.94E+00	pCi/L
DCM Diablo Cove Marine(555391002) - SW	13-Sep-21	Lanthanum-140	-8.73E-01	2.68E+00	1.76E+00	pCi/L

Sea Water Sample Results

DCM Diablo Cove Marine(555391002) - SW	13-Sep-21	Manganese-54	-9.14E-02	1.49E+00	9.33E-01	pCi/L
DCM Diablo Cove Marine(555391002) - SW	13-Sep-21	Nickel-63	-1.29E+01	2.66E+01	1.54E+01	pCi/L
DCM Diablo Cove Marine(555391002) - SW	13-Sep-21	Niobium-95	-2.04E-01	1.69E+00	1.62E+00	pCi/L
DCM Diablo Cove Marine(555391002) - SW	13-Sep-21	Total Strontium	-3.05E+00	5.19E+00	2.99E+00	pCi/L
DCM Diablo Cove Marine(555391002) - SW	13-Sep-21	Tritium	-1.20E+02	2.89E+02	1.66E+02	pCi/L
DCM Diablo Cove Marine(555391002) - SW	13-Sep-21	Zinc-65	-2.93E+00	3.33E+00	3.36E+00	pCi/L
DCM Diablo Cove Marine(555391002) - SW	13-Sep-21	Zirconium-95	3.94E-01	2.77E+00	1.68E+00	pCi/L
DCM Diablo Cove Marine(559211002) - SW	18-Oct-21	BETA	2.99E+02	1.08E+02	9.07E+01	pCi/L
DCM Diablo Cove Marine(559211002) - SW	18-Oct-21	Barium-140	-1.16E+00	1.29E+01	8.00E+00	pCi/L
DCM Diablo Cove Marine(559211002) - SW	18-Oct-21	Cesium-134	3.23E-01	1.94E+00	1.56E+00	pCi/L
DCM Diablo Cove Marine(559211002) - SW	18-Oct-21	Cesium-137	-1.78E+00	1.64E+00	1.77E+00	pCi/L
DCM Diablo Cove Marine(559211002) - SW	18-Oct-21	Cobalt-58	3.28E-01	1.86E+00	1.07E+00	pCi/L
DCM Diablo Cove Marine(559211002) - SW	18-Oct-21	Cobalt-60	-1.97E-01	1.86E+00	1.13E+00	pCi/L
DCM Diablo Cove Marine(559211002) - SW	18-Oct-21	Iodine-131	-9.14E-01	6.61E+00	4.04E+00	pCi/L
DCM Diablo Cove Marine(559211002) - SW	18-Oct-21	Iron-55	2.80E+01	5.60E+01	4.10E+01	pCi/L
DCM Diablo Cove Marine(559211002) - SW	18-Oct-21	Iron-59	-1.90E+00	4.06E+00	2.69E+00	pCi/L
DCM Diablo Cove Marine(559211002) - SW	18-Oct-21	Lanthanum-140	5.58E-02	4.72E+00	2.84E+00	pCi/L
DCM Diablo Cove Marine(559211002) - SW	18-Oct-21	Manganese-54	2.08E-01	1.67E+00	9.63E-01	pCi/L
DCM Diablo Cove Marine(559211002) - SW	18-Oct-21	Nickel-63	-3.88E+00	2.03E+01	1.19E+01	pCi/L
DCM Diablo Cove Marine(559211002) - SW	18-Oct-21	Niobium-95	9.55E-01	2.03E+00	1.20E+00	pCi/L
DCM Diablo Cove Marine(559211002) - SW	18-Oct-21	Total Strontium	-8.51E-02	3.72E+00	2.21E+00	pCi/L
DCM Diablo Cove Marine(559211002) - SW	18-Oct-21	Tritium	4.59E+01	2.92E+02	1.76E+02	pCi/L
DCM Diablo Cove Marine(559211002) - SW	18-Oct-21	Zinc-65	-2.65E-01	4.00E+00	2.38E+00	pCi/L
DCM Diablo Cove Marine(559211002) - SW	18-Oct-21	Zirconium-95	2.24E+00	3.57E+00	2.18E+00	pCi/L
DCM Diablo Cove Marine(562129002) - SW	15-Nov-21	BETA	2.39E+02	8.29E+01	7.27E+01	pCi/L
DCM Diablo Cove Marine(562129002) - SW	15-Nov-21	Barium-140	5.02E+00	1.46E+01	8.61E+00	pCi/L
DCM Diablo Cove Marine(562129002) - SW	15-Nov-21	Cesium-134	7.13E-01	1.83E+00	1.09E+00	pCi/L
DCM Diablo Cove Marine(562129002) - SW	15-Nov-21	Cesium-137	1.60E+00	1.84E+00	1.68E+00	pCi/L
DCM Diablo Cove Marine(562129002) - SW	15-Nov-21	Cobalt-58	-8.28E-03	1.87E+00	1.14E+00	pCi/L
DCM Diablo Cove Marine(562129002) - SW	15-Nov-21	Cobalt-60	-6.37E-02	2.00E+00	1.18E+00	pCi/L
DCM Diablo Cove Marine(562129002) - SW	15-Nov-21	Iodine-131	-2.01E-01	6.65E+00	3.84E+00	pCi/L
DCM Diablo Cove Marine(562129002) - SW	15-Nov-21	Iron-55	-9.75E+00	7.79E+01	5.76E+01	pCi/L
DCM Diablo Cove Marine(562129002) - SW	15-Nov-21	Iron-59	-9.44E-02	4.20E+00	2.44E+00	pCi/L
DCM Diablo Cove Marine(562129002) - SW	15-Nov-21	Lanthanum-140	-3.45E+00	4.55E+00	3.50E+00	pCi/L

Sea Water Sample Results

DCM Diablo Cove Marine(562129002) - SW	15-Nov-21	Manganese-54	-6.51E-01	1.72E+00	1.29E+00	pCi/L
DCM Diablo Cove Marine(562129002) - SW	15-Nov-21	Nickel-63	-8.56E+00	1.43E+01	8.24E+00	pCi/L
DCM Diablo Cove Marine(562129002) - SW	15-Nov-21	Niobium-95	1.77E+00	1.77E+00	2.70E+00	pCi/L
DCM Diablo Cove Marine(562129002) - SW	15-Nov-21	Total Strontium	-1.02E+00	2.07E+00	1.19E+00	pCi/L
DCM Diablo Cove Marine(562129002) - SW	15-Nov-21	Tritium	2.06E+02	2.86E+02	1.85E+02	pCi/L
DCM Diablo Cove Marine(562129002) - SW	15-Nov-21	Zinc-65	2.52E-01	3.87E+00	2.51E+00	pCi/L
DCM Diablo Cove Marine(562129002) - SW	15-Nov-21	Zirconium-95	1.37E+00	3.45E+00	2.06E+00	pCi/L
DCM Diablo Cove Marine(564004002) - SW	8-Dec-21	BETA	1.92E+02	1.46E+02	9.78E+01	pCi/L
DCM Diablo Cove Marine(564004002) - SW	8-Dec-21	Barium-140	-8.24E+00	9.09E+00	7.26E+00	pCi/L
DCM Diablo Cove Marine(564004002) - SW	8-Dec-21	Cesium-134	-4.96E-01	1.99E+00	1.40E+00	pCi/L
DCM Diablo Cove Marine(564004002) - SW	8-Dec-21	Cesium-137	1.36E-01	1.84E+00	1.06E+00	pCi/L
DCM Diablo Cove Marine(564004002) - SW	8-Dec-21	Cobalt-58	-2.63E-01	1.68E+00	1.25E+00	pCi/L
DCM Diablo Cove Marine(564004002) - SW	8-Dec-21	Cobalt-60	-6.23E-01	1.66E+00	1.07E+00	pCi/L
DCM Diablo Cove Marine(564004002) - SW	8-Dec-21	Iodine-131	1.42E+00	3.99E+00	2.41E+00	pCi/L
DCM Diablo Cove Marine(564004002) - SW	8-Dec-21	Iron-55	-9.67E+00	7.26E+01	5.12E+01	pCi/L
DCM Diablo Cove Marine(564004002) - SW	8-Dec-21	Iron-59	5.16E-01	3.97E+00	2.37E+00	pCi/L
DCM Diablo Cove Marine(564004002) - SW	8-Dec-21	Lanthanum-140	-2.63E-01	3.13E+00	1.88E+00	pCi/L
DCM Diablo Cove Marine(564004002) - SW	8-Dec-21	Manganese-54	-4.47E-02	1.79E+00	1.06E+00	pCi/L
DCM Diablo Cove Marine(564004002) - SW	8-Dec-21	Nickel-63	2.32E+00	2.00E+01	1.20E+01	pCi/L
DCM Diablo Cove Marine(564004002) - SW	8-Dec-21	Niobium-95	-4.37E-02	2.04E+00	1.20E+00	pCi/L
DCM Diablo Cove Marine(564004002) - SW	8-Dec-21	Total Strontium	5.13E-01	1.44E+00	8.87E-01	pCi/L
DCM Diablo Cove Marine(564004002) - SW	8-Dec-21	Tritium	-2.22E+01	3.06E+02	1.81E+02	pCi/L
DCM Diablo Cove Marine(564004002) - SW	8-Dec-21	Zinc-65	6.54E-01	3.79E+00	2.57E+00	pCi/L
DCM Diablo Cove Marine(564004002) - SW	8-Dec-21	Zirconium-95	6.26E-01	3.36E+00	1.95E+00	pCi/L

OUT Plant Outfall

SW

Sample Name	Date Collected	Nuclide	Result	MDC	2 Sigma TPU	Units
OUT Plant Outfall(531171003) - SW	20-Jan-21	BETA	6.40E+02	1.48E+02	1.50E+02	pCi/L
OUT Plant Outfall(531171003) - SW	20-Jan-21	Barium-140	-3.90E+00	6.41E+00	4.51E+00	pCi/L
OUT Plant Outfall(531171003) - SW	20-Jan-21	Cesium-134	4.08E-01	1.60E+00	9.33E-01	pCi/L
OUT Plant Outfall(531171003) - SW	20-Jan-21	Cesium-137	2.29E-01	1.53E+00	9.91E-01	pCi/L
OUT Plant Outfall(531171003) - SW	20-Jan-21	Cobalt-58	-5.55E-01	1.37E+00	8.75E-01	pCi/L
OUT Plant Outfall(531171003) - SW	20-Jan-21	Cobalt-60	-4.06E-01	1.51E+00	9.25E-01	pCi/L

Sea Water Sample Results

OUT Plant Outfall(531171003) - SW	20-Jan-21	Iodine-131	4.37E-01	2.27E+00	1.34E+00	pCi/L
OUT Plant Outfall(531171003) - SW	20-Jan-21	Iron-55	-1.60E+02	1.45E+02	8.58E+01	pCi/L
OUT Plant Outfall(531171003) - SW	20-Jan-21	Iron-59	2.75E-01	3.22E+00	1.92E+00	pCi/L
OUT Plant Outfall(531171003) - SW	20-Jan-21	Lanthanum-140	9.38E-02	2.29E+00	1.54E+00	pCi/L
OUT Plant Outfall(531171003) - SW	20-Jan-21	Manganese-54	3.38E-01	1.53E+00	8.95E-01	pCi/L
OUT Plant Outfall(531171003) - SW	20-Jan-21	Nickel-63	-7.69E+00	4.69E+01	2.77E+01	pCi/L
OUT Plant Outfall(531171003) - SW	20-Jan-21	Niobium-95	-4.05E-02	1.46E+00	8.53E-01	pCi/L
OUT Plant Outfall(531171003) - SW	20-Jan-21	Total Strontium	-9.18E-01	4.84E+00	2.85E+00	pCi/L
OUT Plant Outfall(531171003) - SW	20-Jan-21	Tritium	3.39E+00	2.30E+02	1.37E+02	pCi/L
OUT Plant Outfall(531171003) - SW	20-Jan-21	Zinc-65	-2.13E+00	3.29E+00	2.98E+00	pCi/L
OUT Plant Outfall(531171003) - SW	20-Jan-21	Zirconium-95	1.14E+00	2.83E+00	1.67E+00	pCi/L
OUT Plant Outfall(534657003) - SW	8-Feb-21	BETA	2.31E+02	8.31E+01	7.10E+01	pCi/L
OUT Plant Outfall(534657003) - SW	8-Feb-21	Barium-140	8.11E-01	7.65E+00	4.69E+00	pCi/L
OUT Plant Outfall(534657003) - SW	8-Feb-21	Cesium-134	-1.43E-01	1.59E+00	9.46E-01	pCi/L
OUT Plant Outfall(534657003) - SW	8-Feb-21	Cesium-137	1.36E+00	1.36E+00	1.75E+00	pCi/L
OUT Plant Outfall(534657003) - SW	8-Feb-21	Cobalt-58	-1.17E-01	1.48E+00	8.82E-01	pCi/L
OUT Plant Outfall(534657003) - SW	8-Feb-21	Cobalt-60	-2.77E-01	1.45E+00	9.22E-01	pCi/L
OUT Plant Outfall(534657003) - SW	8-Feb-21	Iodine-131	1.53E-01	2.75E+00	1.65E+00	pCi/L
OUT Plant Outfall(534657003) - SW	8-Feb-21	Iron-55	-2.50E+01	1.41E+02	8.78E+01	pCi/L
OUT Plant Outfall(534657003) - SW	8-Feb-21	Iron-59	1.27E+00	3.29E+00	2.21E+00	pCi/L
OUT Plant Outfall(534657003) - SW	8-Feb-21	Lanthanum-140	6.81E-02	2.66E+00	1.55E+00	pCi/L
OUT Plant Outfall(534657003) - SW	8-Feb-21	Manganese-54	-9.04E-03	1.47E+00	8.69E-01	pCi/L
OUT Plant Outfall(534657003) - SW	8-Feb-21	Nickel-63	-2.74E+01	4.33E+01	2.49E+01	pCi/L
OUT Plant Outfall(534657003) - SW	8-Feb-21	Niobium-95	2.29E-01	1.66E+00	9.66E-01	pCi/L
OUT Plant Outfall(534657003) - SW	8-Feb-21	Total Strontium	2.67E+00	7.24E+00	4.43E+00	pCi/L
OUT Plant Outfall(534657003) - SW	8-Feb-21	Tritium	4.76E+00	2.78E+02	1.66E+02	pCi/L
OUT Plant Outfall(534657003) - SW	8-Feb-21	Zinc-65	9.27E-01	3.01E+00	2.72E+00	pCi/L
OUT Plant Outfall(534657003) - SW	8-Feb-21	Zirconium-95	1.14E+00	2.83E+00	1.67E+00	pCi/L
OUT Plant Outfall(535392001) - SW	1-Mar-21	BETA	2.13E+02	1.13E+02	8.29E+01	pCi/L
OUT Plant Outfall(535392001) - SW	1-Mar-21	Barium-140	-3.28E+00	9.35E+00	6.00E+00	pCi/L
OUT Plant Outfall(535392001) - SW	1-Mar-21	Cesium-134	9.87E-01	1.95E+00	1.21E+00	pCi/L
OUT Plant Outfall(535392001) - SW	1-Mar-21	Cesium-137	1.35E-01	1.80E+00	1.08E+00	pCi/L
OUT Plant Outfall(535392001) - SW	1-Mar-21	Cobalt-58	2.29E-01	1.77E+00	1.08E+00	pCi/L
OUT Plant Outfall(535392001) - SW	1-Mar-21	Cobalt-60	8.17E-01	1.90E+00	1.11E+00	pCi/L

Sea Water Sample Results

OUT Plant Outfall(535392001) - SW	1-Mar-21	Iodine-131	-8.24E-01	3.73E+00	2.23E+00	pCi/L
OUT Plant Outfall(535392001) - SW	1-Mar-21	Iron-55	9.70E+00	1.26E+02	9.43E+01	pCi/L
OUT Plant Outfall(535392001) - SW	1-Mar-21	Iron-59	2.47E-01	3.91E+00	2.29E+00	pCi/L
OUT Plant Outfall(535392001) - SW	1-Mar-21	Lanthanum-140	-2.13E-01	3.31E+00	2.05E+00	pCi/L
OUT Plant Outfall(535392001) - SW	1-Mar-21	Manganese-54	-2.64E-01	1.68E+00	1.21E+00	pCi/L
OUT Plant Outfall(535392001) - SW	1-Mar-21	Nickel-63	-6.58E-01	2.71E+01	1.61E+01	pCi/L
OUT Plant Outfall(535392001) - SW	1-Mar-21	Niobium-95	3.14E-01	1.82E+00	1.10E+00	pCi/L
OUT Plant Outfall(535392001) - SW	1-Mar-21	Total Strontium	-1.40E+00	4.13E+00	2.42E+00	pCi/L
OUT Plant Outfall(535392001) - SW	1-Mar-21	Tritium	2.03E+01	2.26E+02	1.36E+02	pCi/L
OUT Plant Outfall(535392001) - SW	1-Mar-21	Zinc-65	-2.36E+00	3.68E+00	2.61E+00	pCi/L
OUT Plant Outfall(535392001) - SW	1-Mar-21	Zirconium-95	-1.39E+00	3.06E+00	2.10E+00	pCi/L
OUT Plant Outfall(538524001) - SW	5-Apr-21	BETA	3.33E+02	1.56E+02	1.16E+02	pCi/L
OUT Plant Outfall(538524001) - SW	5-Apr-21	Barium-140	-3.58E+00	7.08E+00	4.65E+00	pCi/L
OUT Plant Outfall(538524001) - SW	5-Apr-21	Cesium-134	-2.23E-02	1.64E+00	9.81E-01	pCi/L
OUT Plant Outfall(538524001) - SW	5-Apr-21	Cesium-137	-7.72E-02	1.62E+00	1.47E+00	pCi/L
OUT Plant Outfall(538524001) - SW	5-Apr-21	Cobalt-58	6.86E-01	1.51E+00	9.01E-01	pCi/L
OUT Plant Outfall(538524001) - SW	5-Apr-21	Cobalt-60	3.05E-02	1.55E+00	8.93E-01	pCi/L
OUT Plant Outfall(538524001) - SW	5-Apr-21	Iodine-131	1.88E+00	2.68E+00	1.78E+00	pCi/L
OUT Plant Outfall(538524001) - SW	5-Apr-21	Iron-55	-4.35E+01	1.02E+02	7.25E+01	pCi/L
OUT Plant Outfall(538524001) - SW	5-Apr-21	Iron-59	-2.62E+00	2.93E+00	2.40E+00	pCi/L
OUT Plant Outfall(538524001) - SW	5-Apr-21	Lanthanum-140	-9.77E-01	2.58E+00	1.69E+00	pCi/L
OUT Plant Outfall(538524001) - SW	5-Apr-21	Manganese-54	2.02E-01	1.61E+00	9.53E-01	pCi/L
OUT Plant Outfall(538524001) - SW	5-Apr-21	Nickel-63	-2.56E+00	2.22E+01	1.31E+01	pCi/L
OUT Plant Outfall(538524001) - SW	5-Apr-21	Niobium-95	-2.30E-01	1.47E+00	9.01E-01	pCi/L
OUT Plant Outfall(538524001) - SW	5-Apr-21	Total Strontium	3.77E+00	4.17E+00	2.72E+00	pCi/L
OUT Plant Outfall(538524001) - SW	5-Apr-21	Tritium	3.60E+01	2.94E+02	1.77E+02	pCi/L
OUT Plant Outfall(538524001) - SW	5-Apr-21	Zinc-65	2.36E+00	3.40E+00	2.85E+00	pCi/L
OUT Plant Outfall(538524001) - SW	5-Apr-21	Zirconium-95	-2.51E-01	2.73E+00	1.65E+00	pCi/L
OUT Plant Outfall(541543003) - SW	5-May-21	BETA	3.15E+02	1.20E+02	9.65E+01	pCi/L
OUT Plant Outfall(541543003) - SW	5-May-21	Barium-140	1.88E+00	6.88E+00	4.05E+00	pCi/L
OUT Plant Outfall(541543003) - SW	5-May-21	Cesium-134	-1.42E+00	1.48E+00	1.45E+00	pCi/L
OUT Plant Outfall(541543003) - SW	5-May-21	Cesium-137	1.08E+00	1.54E+00	9.85E-01	pCi/L
OUT Plant Outfall(541543003) - SW	5-May-21	Cobalt-58	6.87E-01	1.42E+00	8.69E-01	pCi/L
OUT Plant Outfall(541543003) - SW	5-May-21	Cobalt-60	-1.97E-01	1.44E+00	9.99E-01	pCi/L

Sea Water Sample Results

OUT Plant Outfall(541543003) - SW	5-May-21	Iodine-131	5.21E-01	2.63E+00	2.13E+00	pCi/L
OUT Plant Outfall(541543003) - SW	5-May-21	Iron-55	4.94E+01	9.21E+01	6.58E+01	pCi/L
OUT Plant Outfall(541543003) - SW	5-May-21	Iron-59	1.23E+00	3.19E+00	1.86E+00	pCi/L
OUT Plant Outfall(541543003) - SW	5-May-21	Lanthanum-140	1.38E-03	2.32E+00	1.39E+00	pCi/L
OUT Plant Outfall(541543003) - SW	5-May-21	Manganese-54	-1.36E-01	1.37E+00	8.50E-01	pCi/L
OUT Plant Outfall(541543003) - SW	5-May-21	Nickel-63	-6.51E+00	2.99E+01	1.75E+01	pCi/L
OUT Plant Outfall(541543003) - SW	5-May-21	Niobium-95	-6.42E-01	1.46E+00	1.29E+00	pCi/L
OUT Plant Outfall(541543003) - SW	5-May-21	Total Strontium	2.92E-01	2.92E+00	1.75E+00	pCi/L
OUT Plant Outfall(541543003) - SW	5-May-21	Tritium	-1.31E+01	3.13E+02	1.86E+02	pCi/L
OUT Plant Outfall(541543003) - SW	5-May-21	Zinc-65	-1.51E+00	2.73E+00	1.85E+00	pCi/L
OUT Plant Outfall(541543003) - SW	5-May-21	Zirconium-95	-2.49E-02	2.33E+00	1.42E+00	pCi/L
OUT Plant Outfall(544764003) - SW	1-Jun-21	BETA	2.08E+02	1.53E+02	1.03E+02	pCi/L
OUT Plant Outfall(544764003) - SW	1-Jun-21	Barium-140	-2.78E+00	7.89E+00	5.12E+00	pCi/L
OUT Plant Outfall(544764003) - SW	1-Jun-21	Cesium-134	1.70E-01	1.78E+00	1.02E+00	pCi/L
OUT Plant Outfall(544764003) - SW	1-Jun-21	Cesium-137	-5.53E-02	1.66E+00	1.02E+00	pCi/L
OUT Plant Outfall(544764003) - SW	1-Jun-21	Cobalt-58	-2.48E-01	1.60E+00	9.46E-01	pCi/L
OUT Plant Outfall(544764003) - SW	1-Jun-21	Cobalt-60	-6.80E-02	1.61E+00	9.70E-01	pCi/L
OUT Plant Outfall(544764003) - SW	1-Jun-21	Iodine-131	5.90E-02	2.96E+00	1.74E+00	pCi/L
OUT Plant Outfall(544764003) - SW	1-Jun-21	Iron-55	-8.46E+01	1.23E+02	8.22E+01	pCi/L
OUT Plant Outfall(544764003) - SW	1-Jun-21	Iron-59	2.13E-01	3.29E+00	1.92E+00	pCi/L
OUT Plant Outfall(544764003) - SW	1-Jun-21	Lanthanum-140	3.02E-01	2.82E+00	1.68E+00	pCi/L
OUT Plant Outfall(544764003) - SW	1-Jun-21	Manganese-54	-2.65E-01	1.57E+00	9.35E-01	pCi/L
OUT Plant Outfall(544764003) - SW	1-Jun-21	Nickel-63	-2.05E+01	4.73E+01	2.74E+01	pCi/L
OUT Plant Outfall(544764003) - SW	1-Jun-21	Niobium-95	-1.59E+00	1.68E+00	2.14E+00	pCi/L
OUT Plant Outfall(544764003) - SW	1-Jun-21	Total Strontium	7.18E-03	5.29E+00	3.15E+00	pCi/L
OUT Plant Outfall(544764003) - SW	1-Jun-21	Tritium	1.41E+02	2.31E+02	1.47E+02	pCi/L
OUT Plant Outfall(544764003) - SW	1-Jun-21	Zinc-65	-3.99E-01	3.70E+00	2.22E+00	pCi/L
OUT Plant Outfall(544764003) - SW	1-Jun-21	Zirconium-95	1.89E+00	3.08E+00	1.91E+00	pCi/L
OUT Plant Outfall(549379003) - SW	19-Jul-21	BETA	2.80E+02	8.06E+01	7.62E+01	pCi/L
OUT Plant Outfall(549379003) - SW	19-Jul-21	Barium-140	8.06E-01	1.22E+01	8.05E+00	pCi/L
OUT Plant Outfall(549379003) - SW	19-Jul-21	Cesium-134	1.26E+00	1.83E+00	1.17E+00	pCi/L
OUT Plant Outfall(549379003) - SW	19-Jul-21	Cesium-137	-2.53E-01	1.54E+00	9.57E-01	pCi/L
OUT Plant Outfall(549379003) - SW	19-Jul-21	Cobalt-58	2.36E-01	1.61E+00	1.02E+00	pCi/L
OUT Plant Outfall(549379003) - SW	19-Jul-21	Cobalt-60	3.67E-01	1.62E+00	9.29E-01	pCi/L

Sea Water Sample Results

OUT Plant Outfall(549379003) - SW	19-Jul-21	Iodine-131	-1.45E+00	5.87E+00	3.55E+00	pCi/L
OUT Plant Outfall(549379003) - SW	19-Jul-21	Iron-55	-3.27E+01	8.88E+01	5.61E+01	pCi/L
OUT Plant Outfall(549379003) - SW	19-Jul-21	Iron-59	-6.45E-01	3.32E+00	2.01E+00	pCi/L
OUT Plant Outfall(549379003) - SW	19-Jul-21	Lanthanum-140	-1.64E+00	4.48E+00	2.96E+00	pCi/L
OUT Plant Outfall(549379003) - SW	19-Jul-21	Manganese-54	4.70E-02	1.51E+00	9.22E-01	pCi/L
OUT Plant Outfall(549379003) - SW	19-Jul-21	Nickel-63	-9.18E+00	2.61E+01	1.52E+01	pCi/L
OUT Plant Outfall(549379003) - SW	19-Jul-21	Niobium-95	3.61E-01	1.67E+00	1.00E+00	pCi/L
OUT Plant Outfall(549379003) - SW	19-Jul-21	Total Strontium	-1.64E+00	8.01E+00	4.49E+00	pCi/L
OUT Plant Outfall(549379003) - SW	19-Jul-21	Tritium	-6.49E+01	2.74E+02	1.60E+02	pCi/L
OUT Plant Outfall(549379003) - SW	19-Jul-21	Zinc-65	9.59E-01	3.73E+00	2.14E+00	pCi/L
OUT Plant Outfall(549379003) - SW	19-Jul-21	Zirconium-95	4.52E-01	3.00E+00	1.80E+00	pCi/L
OUT Plant Outfall(552197001) - SW	9-Aug-21	BETA	3.30E+02	1.30E+02	1.03E+02	pCi/L
OUT Plant Outfall(552197001) - SW	9-Aug-21	Barium-140	4.24E+00	1.04E+01	6.29E+00	pCi/L
OUT Plant Outfall(552197001) - SW	9-Aug-21	Cesium-134	-2.51E+00	1.89E+00	2.19E+00	pCi/L
OUT Plant Outfall(552197001) - SW	9-Aug-21	Cesium-137	-2.26E-01	1.92E+00	1.69E+00	pCi/L
OUT Plant Outfall(552197001) - SW	9-Aug-21	Cobalt-58	1.87E-01	1.95E+00	1.18E+00	pCi/L
OUT Plant Outfall(552197001) - SW	9-Aug-21	Cobalt-60	-2.59E-01	1.88E+00	1.13E+00	pCi/L
OUT Plant Outfall(552197001) - SW	9-Aug-21	Iodine-131	2.25E+00	4.35E+00	4.85E+00	pCi/L
OUT Plant Outfall(552197001) - SW	9-Aug-21	Iron-55	1.30E+01	5.30E+01	3.54E+01	pCi/L
OUT Plant Outfall(552197001) - SW	9-Aug-21	Iron-59	4.87E-02	4.28E+00	2.47E+00	pCi/L
OUT Plant Outfall(552197001) - SW	9-Aug-21	Lanthanum-140	-6.17E-01	3.40E+00	2.10E+00	pCi/L
OUT Plant Outfall(552197001) - SW	9-Aug-21	Manganese-54	-4.04E-01	1.63E+00	1.06E+00	pCi/L
OUT Plant Outfall(552197001) - SW	9-Aug-21	Nickel-63	-1.92E+00	2.28E+01	1.35E+01	pCi/L
OUT Plant Outfall(552197001) - SW	9-Aug-21	Niobium-95	-6.34E-01	1.91E+00	1.25E+00	pCi/L
OUT Plant Outfall(552197001) - SW	9-Aug-21	Total Strontium	2.31E+00	3.63E+00	2.32E+00	pCi/L
OUT Plant Outfall(552197001) - SW	9-Aug-21	Tritium	-1.47E+02	2.61E+02	1.49E+02	pCi/L
OUT Plant Outfall(552197001) - SW	9-Aug-21	Zinc-65	6.50E-01	4.00E+00	2.35E+00	pCi/L
OUT Plant Outfall(552197001) - SW	9-Aug-21	Zirconium-95	7.06E-01	3.47E+00	2.33E+00	pCi/L
OUT Plant Outfall(555391003) - SW	13-Sep-21	BETA	5.43E+02	1.14E+02	1.23E+02	pCi/L
OUT Plant Outfall(555391003) - SW	13-Sep-21	Barium-140	1.74E-01	8.64E+00	5.06E+00	pCi/L
OUT Plant Outfall(555391003) - SW	13-Sep-21	Cesium-134	-3.13E-01	1.81E+00	1.13E+00	pCi/L
OUT Plant Outfall(555391003) - SW	13-Sep-21	Cesium-137	-6.50E-01	1.58E+00	1.04E+00	pCi/L
OUT Plant Outfall(555391003) - SW	13-Sep-21	Cobalt-58	-7.07E-01	1.61E+00	1.08E+00	pCi/L
OUT Plant Outfall(555391003) - SW	13-Sep-21	Cobalt-60	-5.49E-01	1.98E+00	1.75E+00	pCi/L

Sea Water Sample Results

OUT Plant Outfall(555391003) - SW	13-Sep-21	Iodine-131	-9.38E-01	3.31E+00	1.99E+00	pCi/L
OUT Plant Outfall(555391003) - SW	13-Sep-21	Iron-55	-1.15E+00	9.13E+01	5.74E+01	pCi/L
OUT Plant Outfall(555391003) - SW	13-Sep-21	Iron-59	-5.81E-01	3.54E+00	3.02E+00	pCi/L
OUT Plant Outfall(555391003) - SW	13-Sep-21	Lanthanum-140	-1.91E+00	2.96E+00	2.16E+00	pCi/L
OUT Plant Outfall(555391003) - SW	13-Sep-21	Manganese-54	-5.62E-01	1.61E+00	1.06E+00	pCi/L
OUT Plant Outfall(555391003) - SW	13-Sep-21	Nickel-63	-1.64E+00	1.41E+01	8.35E+00	pCi/L
OUT Plant Outfall(555391003) - SW	13-Sep-21	Niobium-95	6.14E-02	1.71E+00	1.02E+00	pCi/L
OUT Plant Outfall(555391003) - SW	13-Sep-21	Total Strontium	-2.64E+00	4.50E+00	2.60E+00	pCi/L
OUT Plant Outfall(555391003) - SW	13-Sep-21	Tritium	-7.41E-01	2.94E+02	1.75E+02	pCi/L
OUT Plant Outfall(555391003) - SW	13-Sep-21	Zinc-65	1.12E+00	3.94E+00	2.38E+00	pCi/L
OUT Plant Outfall(555391003) - SW	13-Sep-21	Zirconium-95	1.46E-01	3.03E+00	1.81E+00	pCi/L
OUT Plant Outfall(559211001) - SW	18-Oct-21	BETA	5.25E+02	1.05E+02	1.18E+02	pCi/L
OUT Plant Outfall(559211001) - SW	18-Oct-21	Barium-140	2.33E+00	1.81E+01	1.04E+01	pCi/L
OUT Plant Outfall(559211001) - SW	18-Oct-21	Cesium-134	6.10E-01	2.69E+00	1.59E+00	pCi/L
OUT Plant Outfall(559211001) - SW	18-Oct-21	Cesium-137	1.43E+00	2.67E+00	1.61E+00	pCi/L
OUT Plant Outfall(559211001) - SW	18-Oct-21	Cobalt-58	-3.31E-01	2.17E+00	1.43E+00	pCi/L
OUT Plant Outfall(559211001) - SW	18-Oct-21	Cobalt-60	1.97E+00	2.94E+00	3.01E+00	pCi/L
OUT Plant Outfall(559211001) - SW	18-Oct-21	Iodine-131	-6.60E-01	8.20E+00	5.23E+00	pCi/L
OUT Plant Outfall(559211001) - SW	18-Oct-21	Iron-55	-3.72E+00	5.85E+01	4.13E+01	pCi/L
OUT Plant Outfall(559211001) - SW	18-Oct-21	Iron-59	6.21E+00	6.21E+00	8.06E+00	pCi/L
OUT Plant Outfall(559211001) - SW	18-Oct-21	Lanthanum-140	-3.09E+00	5.21E+00	3.91E+00	pCi/L
OUT Plant Outfall(559211001) - SW	18-Oct-21	Manganese-54	-9.69E-01	2.59E+00	1.93E+00	pCi/L
OUT Plant Outfall(559211001) - SW	18-Oct-21	Nickel-63	-5.53E+00	1.77E+01	1.02E+01	pCi/L
OUT Plant Outfall(559211001) - SW	18-Oct-21	Niobium-95	-1.03E+00	2.31E+00	1.57E+00	pCi/L
OUT Plant Outfall(559211001) - SW	18-Oct-21	Total Strontium	-8.12E-01	4.21E+00	2.48E+00	pCi/L
OUT Plant Outfall(559211001) - SW	18-Oct-21	Tritium	8.21E+01	2.97E+02	1.82E+02	pCi/L
OUT Plant Outfall(559211001) - SW	18-Oct-21	Zinc-65	-3.28E+00	5.30E+00	4.69E+00	pCi/L
OUT Plant Outfall(559211001) - SW	18-Oct-21	Zirconium-95	1.75E+00	4.41E+00	2.59E+00	pCi/L
OUT Plant Outfall(562129001) - SW	15-Nov-21	BETA	2.32E+02	1.55E+02	1.05E+02	pCi/L
OUT Plant Outfall(562129001) - SW	15-Nov-21	Barium-140	-3.52E+00	1.41E+01	1.24E+01	pCi/L
OUT Plant Outfall(562129001) - SW	15-Nov-21	Cesium-134	8.45E-02	1.97E+00	1.16E+00	pCi/L
OUT Plant Outfall(562129001) - SW	15-Nov-21	Cesium-137	2.52E-02	1.87E+00	1.56E+00	pCi/L
OUT Plant Outfall(562129001) - SW	15-Nov-21	Cobalt-58	3.57E-01	1.91E+00	1.12E+00	pCi/L
OUT Plant Outfall(562129001) - SW	15-Nov-21	Cobalt-60	-1.56E-01	1.79E+00	1.06E+00	pCi/L

Sea Water Sample Results

OUT Plant Outfall(562129001) - SW	15-Nov-21	Iodine-131	-1.33E+00	6.41E+00	4.00E+00	pCi/L
OUT Plant Outfall(562129001) - SW	15-Nov-21	Iron-55	5.70E+01	8.42E+01	6.49E+01	pCi/L
OUT Plant Outfall(562129001) - SW	15-Nov-21	Iron-59	-4.50E-01	4.48E+00	2.77E+00	pCi/L
OUT Plant Outfall(562129001) - SW	15-Nov-21	Lanthanum-140	-2.89E+00	3.95E+00	2.98E+00	pCi/L
OUT Plant Outfall(562129001) - SW	15-Nov-21	Manganese-54	4.94E-01	1.84E+00	1.08E+00	pCi/L
OUT Plant Outfall(562129001) - SW	15-Nov-21	Nickel-63	-1.66E+01	2.67E+01	1.54E+01	pCi/L
OUT Plant Outfall(562129001) - SW	15-Nov-21	Niobium-95	1.06E+00	2.18E+00	1.32E+00	pCi/L
OUT Plant Outfall(562129001) - SW	15-Nov-21	Total Strontium	-9.38E-01	1.94E+00	1.12E+00	pCi/L
OUT Plant Outfall(562129001) - SW	15-Nov-21	Tritium	2.16E+02	2.88E+02	1.87E+02	pCi/L
OUT Plant Outfall(562129001) - SW	15-Nov-21	Zinc-65	1.85E+00	4.30E+00	2.61E+00	pCi/L
OUT Plant Outfall(562129001) - SW	15-Nov-21	Zirconium-95	3.73E-02	3.38E+00	2.06E+00	pCi/L
OUT Plant Outfall(564004003) - SW	8-Dec-21	BETA	2.62E+02	1.79E+02	1.20E+02	pCi/L
OUT Plant Outfall(564004003) - SW	8-Dec-21	Barium-140	1.43E+00	1.31E+01	9.71E+00	pCi/L
OUT Plant Outfall(564004003) - SW	8-Dec-21	Cesium-134	1.52E+00	2.70E+00	1.83E+00	pCi/L
OUT Plant Outfall(564004003) - SW	8-Dec-21	Cesium-137	-4.25E-01	2.43E+00	2.14E+00	pCi/L
OUT Plant Outfall(564004003) - SW	8-Dec-21	Cobalt-58	6.27E-01	2.42E+00	1.39E+00	pCi/L
OUT Plant Outfall(564004003) - SW	8-Dec-21	Cobalt-60	-1.18E+00	2.21E+00	1.54E+00	pCi/L
OUT Plant Outfall(564004003) - SW	8-Dec-21	Iodine-131	8.82E-01	4.69E+00	2.78E+00	pCi/L
OUT Plant Outfall(564004003) - SW	8-Dec-21	Iron-55	-3.20E+01	7.24E+01	5.04E+01	pCi/L
OUT Plant Outfall(564004003) - SW	8-Dec-21	Iron-59	9.75E-01	5.80E+00	3.38E+00	pCi/L
OUT Plant Outfall(564004003) - SW	8-Dec-21	Lanthanum-140	-2.36E+00	3.69E+00	2.76E+00	pCi/L
OUT Plant Outfall(564004003) - SW	8-Dec-21	Manganese-54	-3.15E-01	2.25E+00	1.38E+00	pCi/L
OUT Plant Outfall(564004003) - SW	8-Dec-21	Nickel-63	8.01E+00	2.21E+01	1.36E+01	pCi/L
OUT Plant Outfall(564004003) - SW	8-Dec-21	Niobium-95	-1.23E+00	2.22E+00	1.47E+00	pCi/L
OUT Plant Outfall(564004003) - SW	8-Dec-21	Total Strontium	2.75E-01	2.12E+00	1.27E+00	pCi/L
OUT Plant Outfall(564004003) - SW	8-Dec-21	Tritium	-4.96E+01	2.84E+02	1.67E+02	pCi/L
OUT Plant Outfall(564004003) - SW	8-Dec-21	Zinc-65	-8.49E-01	5.00E+00	3.16E+00	pCi/L
OUT Plant Outfall(564004003) - SW	8-Dec-21	Zirconium-95	-3.30E-01	4.16E+00	2.43E+00	pCi/L

Sediment Sample Results

7C2 Rattlesnake Canyon

SD

Sample Name	Date Collected	Nuclide	Result	MDC	2 Sigma TPU	Units
7C2 Rattlesnake Canyon(533311001) - SD	21-Jan-21	Barium-140	-2.31E+01	2.06E+02	1.24E+02	pCi/kg
7C2 Rattlesnake Canyon(533311001) - SD	21-Jan-21	Cesium-134	2.13E+01	5.82E+01	3.23E+01	pCi/kg
7C2 Rattlesnake Canyon(533311001) - SD	21-Jan-21	Cesium-137	4.80E+01	4.80E+01	3.96E+01	pCi/kg
7C2 Rattlesnake Canyon(533311001) - SD	21-Jan-21	Cobalt-58	-8.33E+00	2.49E+01	2.13E+01	pCi/kg
7C2 Rattlesnake Canyon(533311001) - SD	21-Jan-21	Cobalt-60	2.60E+01	6.03E+01	3.20E+01	pCi/kg
7C2 Rattlesnake Canyon(533311001) - SD	21-Jan-21	Iron-55	1.28E+04	1.63E+04	1.09E+04	pCi/kg
7C2 Rattlesnake Canyon(533311001) - SD	21-Jan-21	Iron-59	5.06E+01	1.10E+02	5.82E+01	pCi/kg
7C2 Rattlesnake Canyon(533311001) - SD	21-Jan-21	Lanthanum-140	-4.62E+01	4.82E+01	5.22E+01	pCi/kg
7C2 Rattlesnake Canyon(533311001) - SD	21-Jan-21	Manganese-54	-3.21E+00	4.22E+01	2.44E+01	pCi/kg
7C2 Rattlesnake Canyon(533311001) - SD	21-Jan-21	Nickel-63	1.14E+03	2.17E+03	1.35E+03	pCi/kg
7C2 Rattlesnake Canyon(533311001) - SD	21-Jan-21	Niobium-95	1.27E+01	4.47E+01	2.71E+01	pCi/kg
7C2 Rattlesnake Canyon(533311001) - SD	21-Jan-21	Total Strontium	4.27E+02	1.30E+03	8.24E+02	pCi/kg
7C2 Rattlesnake Canyon(533311001) - SD	21-Jan-21	Zinc-65	1.73E+01	1.09E+02	6.78E+01	pCi/kg
7C2 Rattlesnake Canyon(533311001) - SD	21-Jan-21	Zirconium-95	5.49E-01	7.47E+01	4.47E+01	pCi/kg

AVA Avila Beach

SD

Sample Name	Date Collected	Nuclide	Result	MDC	2 Sigma TPU	Units
AVA Avila Beach(532388002) - SD	25-Jan-21	Barium-140	-7.82E+01	1.62E+02	1.11E+02	pCi/kg
AVA Avila Beach(532388002) - SD	25-Jan-21	Cesium-134	2.07E+00	4.24E+01	2.37E+01	pCi/kg
AVA Avila Beach(532388002) - SD	25-Jan-21	Cesium-137	1.39E+01	3.89E+01	2.21E+01	pCi/kg
AVA Avila Beach(532388002) - SD	25-Jan-21	Cobalt-58	5.38E+00	3.60E+01	1.97E+01	pCi/kg
AVA Avila Beach(532388002) - SD	25-Jan-21	Cobalt-60	-1.76E+01	3.63E+01	2.73E+01	pCi/kg
AVA Avila Beach(532388002) - SD	25-Jan-21	Iron-55	6.96E+03	1.25E+04	8.16E+03	pCi/kg
AVA Avila Beach(532388002) - SD	25-Jan-21	Iron-59	-2.31E+01	9.03E+01	5.78E+01	pCi/kg
AVA Avila Beach(532388002) - SD	25-Jan-21	Lanthanum-140	-1.79E+01	4.42E+01	3.29E+01	pCi/kg
AVA Avila Beach(532388002) - SD	25-Jan-21	Manganese-54	-1.40E+01	3.05E+01	2.24E+01	pCi/kg
AVA Avila Beach(532388002) - SD	25-Jan-21	Nickel-63	4.29E+02	2.03E+03	1.23E+03	pCi/kg
AVA Avila Beach(532388002) - SD	25-Jan-21	Niobium-95	-6.68E+00	3.93E+01	2.31E+01	pCi/kg
AVA Avila Beach(532388002) - SD	25-Jan-21	Total Strontium	1.77E+02	1.27E+03	7.80E+02	pCi/kg
AVA Avila Beach(532388002) - SD	25-Jan-21	Zinc-65	2.19E+00	9.14E+01	6.11E+01	pCi/kg

Sediment Sample Results

AVA Avila Beach(532388002) - SD	25-Jan-21	Zirconium-95	-3.72E+01	6.05E+01	4.44E+01	pCi/kg
AVA Avila Beach(562869001) - SD	18-Nov-21	Barium-140	1.03E+01	3.19E+02	1.82E+02	pCi/kg
AVA Avila Beach(562869001) - SD	18-Nov-21	Cesium-134	1.91E+01	6.46E+01	3.64E+01	pCi/kg
AVA Avila Beach(562869001) - SD	18-Nov-21	Cesium-137	5.52E+01	6.62E+01	3.99E+01	pCi/kg
AVA Avila Beach(562869001) - SD	18-Nov-21	Cobalt-58	4.97E+00	5.96E+01	3.48E+01	pCi/kg
AVA Avila Beach(562869001) - SD	18-Nov-21	Cobalt-60	7.75E+00	4.57E+01	2.47E+01	pCi/kg
AVA Avila Beach(562869001) - SD	18-Nov-21	Iron-55	2.55E+03	8.44E+03	5.85E+03	pCi/kg
AVA Avila Beach(562869001) - SD	18-Nov-21	Iron-59	-9.76E+00	1.13E+02	6.69E+01	pCi/kg
AVA Avila Beach(562869001) - SD	18-Nov-21	Lanthanum-140	-2.18E+01	1.04E+02	6.92E+01	pCi/kg
AVA Avila Beach(562869001) - SD	18-Nov-21	Manganese-54	2.40E+01	6.08E+01	3.42E+01	pCi/kg
AVA Avila Beach(562869001) - SD	18-Nov-21	Nickel-63	-2.56E+02	2.78E+03	1.65E+03	pCi/kg
AVA Avila Beach(562869001) - SD	18-Nov-21	Niobium-95	-3.00E+01	6.18E+01	4.24E+01	pCi/kg
AVA Avila Beach(562869001) - SD	18-Nov-21	Total Strontium	-9.52E+02	1.28E+03	6.45E+02	pCi/kg
AVA Avila Beach(562869001) - SD	18-Nov-21	Zinc-65	2.80E+01	1.38E+02	8.44E+01	pCi/kg
AVA Avila Beach(562869001) - SD	18-Nov-21	Zirconium-95	3.09E+01	1.03E+02	5.74E+01	pCi/kg

CBA Cambria Moonstone Beach

SD

Sample Name	Date Collected	Nuclide	Result	MDC	2 Sigma TPU	Units
CBA Cambria Moonstone Beach(532388005) - SD	25-Jan-21	Barium-140	3.10E+01	2.02E+02	1.07E+02	pCi/kg
CBA Cambria Moonstone Beach(532388005) - SD	25-Jan-21	Cesium-134	1.64E+01	4.16E+01	3.44E+01	pCi/kg
CBA Cambria Moonstone Beach(532388005) - SD	25-Jan-21	Cesium-137	3.35E+00	4.29E+01	2.58E+01	pCi/kg
CBA Cambria Moonstone Beach(532388005) - SD	25-Jan-21	Cobalt-58	2.74E+00	3.69E+01	2.06E+01	pCi/kg
CBA Cambria Moonstone Beach(532388005) - SD	25-Jan-21	Cobalt-60	1.91E+01	4.21E+01	2.07E+01	pCi/kg
CBA Cambria Moonstone Beach(532388005) - SD	25-Jan-21	Iron-55	6.71E+03	1.81E+04	1.14E+04	pCi/kg
CBA Cambria Moonstone Beach(532388005) - SD	25-Jan-21	Iron-59	1.47E+01	8.56E+01	4.71E+01	pCi/kg
CBA Cambria Moonstone Beach(532388005) - SD	25-Jan-21	Lanthanum-140	-1.45E+01	3.77E+01	2.89E+01	pCi/kg
CBA Cambria Moonstone Beach(532388005) - SD	25-Jan-21	Manganese-54	-5.42E+00	3.27E+01	2.03E+01	pCi/kg
CBA Cambria Moonstone Beach(532388005) - SD	25-Jan-21	Nickel-63	6.20E+02	2.60E+03	1.57E+03	pCi/kg
CBA Cambria Moonstone Beach(532388005) - SD	25-Jan-21	Niobium-95	3.21E+00	4.74E+01	2.65E+01	pCi/kg
CBA Cambria Moonstone Beach(532388005) - SD	25-Jan-21	Total Strontium	1.47E+03	1.64E+03	1.15E+03	pCi/kg
CBA Cambria Moonstone Beach(532388005) - SD	25-Jan-21	Zinc-65	1.17E+01	6.55E+01	3.84E+01	pCi/kg
CBA Cambria Moonstone Beach(532388005) - SD	25-Jan-21	Zirconium-95	-4.94E+01	2.93E+01	4.06E+01	pCi/kg
CBA Cambria Moonstone Beach(534514001) - SD	10-Feb-21	Barium-140	-7.69E+01	2.66E+02	1.65E+02	pCi/kg

Sediment Sample Results

CBA Cambria Moonstone Beach(534514001) - SD	10-Feb-21	Cesium-134	1.07E+01	7.46E+01	4.10E+01	pCi/kg
CBA Cambria Moonstone Beach(534514001) - SD	10-Feb-21	Cesium-137	4.83E+01	4.83E+01	4.79E+01	pCi/kg
CBA Cambria Moonstone Beach(534514001) - SD	10-Feb-21	Cobalt-58	1.16E+01	6.74E+01	3.73E+01	pCi/kg
CBA Cambria Moonstone Beach(534514001) - SD	10-Feb-21	Cobalt-60	-2.29E+00	4.20E+01	2.53E+01	pCi/kg
CBA Cambria Moonstone Beach(534514001) - SD	10-Feb-21	Iron-55	-3.47E+03	1.14E+04	7.30E+03	pCi/kg
CBA Cambria Moonstone Beach(534514001) - SD	10-Feb-21	Iron-59	3.51E-01	9.47E+01	5.34E+01	pCi/kg
CBA Cambria Moonstone Beach(534514001) - SD	10-Feb-21	Lanthanum-140	-5.00E+01	7.81E+01	6.74E+01	pCi/kg
CBA Cambria Moonstone Beach(534514001) - SD	10-Feb-21	Manganese-54	-2.45E+01	4.75E+01	3.59E+01	pCi/kg
CBA Cambria Moonstone Beach(534514001) - SD	10-Feb-21	Nickel-63	-1.75E+02	2.17E+03	1.28E+03	pCi/kg
CBA Cambria Moonstone Beach(534514001) - SD	10-Feb-21	Niobium-95	1.97E+01	6.17E+01	3.29E+01	pCi/kg
CBA Cambria Moonstone Beach(534514001) - SD	10-Feb-21	Total Strontium	-1.05E+03	1.73E+03	8.50E+02	pCi/kg
CBA Cambria Moonstone Beach(534514001) - SD	10-Feb-21	Zinc-65	5.47E+01	1.08E+02	7.60E+01	pCi/kg
CBA Cambria Moonstone Beach(534514001) - SD	10-Feb-21	Zirconium-95	1.87E+00	8.46E+01	4.84E+01	pCi/kg
CBA Cambria Moonstone Beach(562869003) - SD	18-Nov-21	Barium-140	-8.65E+01	1.97E+02	1.29E+02	pCi/kg
CBA Cambria Moonstone Beach(562869003) - SD	18-Nov-21	Cesium-134	1.70E+01	3.67E+01	2.03E+01	pCi/kg
CBA Cambria Moonstone Beach(562869003) - SD	18-Nov-21	Cesium-137	1.67E+01	3.90E+01	2.19E+01	pCi/kg
CBA Cambria Moonstone Beach(562869003) - SD	18-Nov-21	Cobalt-58	-5.80E+00	2.96E+01	1.76E+01	pCi/kg
CBA Cambria Moonstone Beach(562869003) - SD	18-Nov-21	Cobalt-60	5.59E+00	2.92E+01	1.59E+01	pCi/kg
CBA Cambria Moonstone Beach(562869003) - SD	18-Nov-21	Iron-55	3.62E+03	8.49E+03	5.91E+03	pCi/kg
CBA Cambria Moonstone Beach(562869003) - SD	18-Nov-21	Iron-59	1.70E+01	8.21E+01	4.51E+01	pCi/kg
CBA Cambria Moonstone Beach(562869003) - SD	18-Nov-21	Lanthanum-140	-1.97E+01	4.49E+01	3.56E+01	pCi/kg
CBA Cambria Moonstone Beach(562869003) - SD	18-Nov-21	Manganese-54	-8.98E+00	3.36E+01	2.21E+01	pCi/kg
CBA Cambria Moonstone Beach(562869003) - SD	18-Nov-21	Nickel-63	5.51E+02	3.04E+03	1.84E+03	pCi/kg
CBA Cambria Moonstone Beach(562869003) - SD	18-Nov-21	Niobium-95	-1.30E+01	4.02E+01	2.98E+01	pCi/kg
CBA Cambria Moonstone Beach(562869003) - SD	18-Nov-21	Total Strontium	-6.18E+02	1.39E+03	7.64E+02	pCi/kg
CBA Cambria Moonstone Beach(562869003) - SD	18-Nov-21	Zinc-65	-1.36E+01	6.04E+01	4.39E+01	pCi/kg
CBA Cambria Moonstone Beach(562869003) - SD	18-Nov-21	Zirconium-95	3.47E+01	6.71E+01	3.74E+01	pCi/kg

CYA Cayucos Beach

SD

Sample Name	Date Collected	Nuclide	Result	MDC	2 Sigma TPU	Units
CYA Cayucos Beach(532388004) - SD	25-Jan-21	Barium-140	9.31E-01	1.72E+02	9.79E+01	pCi/kg
CYA Cayucos Beach(532388004) - SD	25-Jan-21	Cesium-134	5.41E+01	5.41E+01	3.79E+01	pCi/kg
CYA Cayucos Beach(532388004) - SD	25-Jan-21	Cesium-137	7.25E+00	4.77E+01	2.67E+01	pCi/kg

Sediment Sample Results

CYA Cayucos Beach(532388004) - SD	25-Jan-21	Cobalt-58	1.58E+01	4.37E+01	2.33E+01	pCi/kg
CYA Cayucos Beach(532388004) - SD	25-Jan-21	Cobalt-60	1.17E+01	4.06E+01	2.04E+01	pCi/kg
CYA Cayucos Beach(532388004) - SD	25-Jan-21	Iron-55	3.49E+03	1.18E+04	7.64E+03	pCi/kg
CYA Cayucos Beach(532388004) - SD	25-Jan-21	Iron-59	1.56E+01	8.16E+01	4.75E+01	pCi/kg
CYA Cayucos Beach(532388004) - SD	25-Jan-21	Lanthanum-140	-8.25E+00	5.01E+01	3.38E+01	pCi/kg
CYA Cayucos Beach(532388004) - SD	25-Jan-21	Manganese-54	9.68E+00	4.77E+01	2.68E+01	pCi/kg
CYA Cayucos Beach(532388004) - SD	25-Jan-21	Nickel-63	7.56E+02	1.90E+03	1.16E+03	pCi/kg
CYA Cayucos Beach(532388004) - SD	25-Jan-21	Niobium-95	4.32E+00	4.77E+01	2.74E+01	pCi/kg
CYA Cayucos Beach(532388004) - SD	25-Jan-21	Total Strontium	6.85E+02	1.10E+03	8.04E+02	pCi/kg
CYA Cayucos Beach(532388004) - SD	25-Jan-21	Zinc-65	-3.92E+01	8.36E+01	5.93E+01	pCi/kg
CYA Cayucos Beach(532388004) - SD	25-Jan-21	Zirconium-95	1.82E+00	6.80E+01	3.97E+01	pCi/kg
CYA Cayucos Beach(562869004) - SD	18-Nov-21	Barium-140	2.94E+01	2.78E+02	1.72E+02	pCi/kg
CYA Cayucos Beach(562869004) - SD	18-Nov-21	Cesium-134	1.46E+01	6.14E+01	3.46E+01	pCi/kg
CYA Cayucos Beach(562869004) - SD	18-Nov-21	Cesium-137	1.05E+01	5.75E+01	3.24E+01	pCi/kg
CYA Cayucos Beach(562869004) - SD	18-Nov-21	Cobalt-58	-3.43E+00	4.10E+01	2.55E+01	pCi/kg
CYA Cayucos Beach(562869004) - SD	18-Nov-21	Cobalt-60	1.28E+01	5.57E+01	2.99E+01	pCi/kg
CYA Cayucos Beach(562869004) - SD	18-Nov-21	Iron-55	2.00E+03	7.60E+03	5.26E+03	pCi/kg
CYA Cayucos Beach(562869004) - SD	18-Nov-21	Iron-59	4.60E+01	1.33E+02	7.08E+01	pCi/kg
CYA Cayucos Beach(562869004) - SD	18-Nov-21	Lanthanum-140	-7.55E+00	7.49E+01	4.81E+01	pCi/kg
CYA Cayucos Beach(562869004) - SD	18-Nov-21	Manganese-54	3.98E+00	5.03E+01	2.94E+01	pCi/kg
CYA Cayucos Beach(562869004) - SD	18-Nov-21	Nickel-63	8.55E+02	2.63E+03	1.61E+03	pCi/kg
CYA Cayucos Beach(562869004) - SD	18-Nov-21	Niobium-95	1.30E+01	5.11E+01	2.83E+01	pCi/kg
CYA Cayucos Beach(562869004) - SD	18-Nov-21	Total Strontium	5.39E+02	1.03E+03	7.00E+02	pCi/kg
CYA Cayucos Beach(562869004) - SD	18-Nov-21	Zinc-65	5.98E+01	5.98E+01	7.02E+01	pCi/kg
CYA Cayucos Beach(562869004) - SD	18-Nov-21	Zirconium-95	7.08E-01	8.51E+01	5.04E+01	pCi/kg

DCM Diablo Cove Marine

SD

Sample Name	Date Collected	Nuclide	Result	MDC	2 Sigma TPU	Units
DCM Diablo Cove Marine(533311002) - SD	21-Jan-21	Barium-140	6.67E+01	2.07E+02	1.13E+02	pCi/kg
DCM Diablo Cove Marine(533311002) - SD	21-Jan-21	Cesium-134	1.27E+01	4.80E+01	2.69E+01	pCi/kg
DCM Diablo Cove Marine(533311002) - SD	21-Jan-21	Cesium-137	2.23E+01	2.83E+01	2.47E+01	pCi/kg
DCM Diablo Cove Marine(533311002) - SD	21-Jan-21	Cobalt-58	-6.42E+00	3.14E+01	2.10E+01	pCi/kg
DCM Diablo Cove Marine(533311002) - SD	21-Jan-21	Cobalt-60	3.13E+00	3.74E+01	2.11E+01	pCi/kg

Sediment Sample Results

DCM Diablo Cove Marine(533311002) - SD	21-Jan-21	Iron-55	2.36E+03	1.27E+04	8.15E+03	pCi/kg
DCM Diablo Cove Marine(533311002) - SD	21-Jan-21	Iron-59	2.07E+01	1.07E+02	5.90E+01	pCi/kg
DCM Diablo Cove Marine(533311002) - SD	21-Jan-21	Lanthanum-140	-1.37E+00	5.41E+01	3.30E+01	pCi/kg
DCM Diablo Cove Marine(533311002) - SD	21-Jan-21	Manganese-54	-2.57E+00	4.17E+01	2.40E+01	pCi/kg
DCM Diablo Cove Marine(533311002) - SD	21-Jan-21	Nickel-63	-2.73E+02	1.26E+03	7.41E+02	pCi/kg
DCM Diablo Cove Marine(533311002) - SD	21-Jan-21	Niobium-95	-3.18E+00	4.25E+01	2.63E+01	pCi/kg
DCM Diablo Cove Marine(533311002) - SD	21-Jan-21	Total Strontium	1.96E+02	1.23E+03	7.56E+02	pCi/kg
DCM Diablo Cove Marine(533311002) - SD	21-Jan-21	Zinc-65	3.02E+01	1.08E+02	5.84E+01	pCi/kg
DCM Diablo Cove Marine(533311002) - SD	21-Jan-21	Zirconium-95	-1.00E+01	5.49E+01	3.61E+01	pCi/kg

MDO Montana de Oro

SD

Sample Name	Date Collected	Nuclide	Result	MDC	2 Sigma TPU	Units
MDO Montana de Oro(532388003) - SD	25-Jan-21	Barium-140	4.80E+01	1.67E+02	8.92E+01	pCi/kg
MDO Montana de Oro(532388003) - SD	25-Jan-21	Cesium-134	1.81E+01	3.20E+01	2.44E+01	pCi/kg
MDO Montana de Oro(532388003) - SD	25-Jan-21	Cesium-137	2.49E+01	2.49E+01	3.52E+01	pCi/kg
MDO Montana de Oro(532388003) - SD	25-Jan-21	Cobalt-58	1.12E+00	3.06E+01	1.78E+01	pCi/kg
MDO Montana de Oro(532388003) - SD	25-Jan-21	Cobalt-60	1.59E+01	3.93E+01	2.04E+01	pCi/kg
MDO Montana de Oro(532388003) - SD	25-Jan-21	Iron-55	1.05E+03	1.18E+04	7.57E+03	pCi/kg
MDO Montana de Oro(532388003) - SD	25-Jan-21	Iron-59	2.44E+00	6.48E+01	3.87E+01	pCi/kg
MDO Montana de Oro(532388003) - SD	25-Jan-21	Lanthanum-140	-2.58E+01	2.49E+01	2.94E+01	pCi/kg
MDO Montana de Oro(532388003) - SD	25-Jan-21	Manganese-54	-1.01E+01	3.03E+01	2.32E+01	pCi/kg
MDO Montana de Oro(532388003) - SD	25-Jan-21	Nickel-63	7.37E+02	1.98E+03	1.21E+03	pCi/kg
MDO Montana de Oro(532388003) - SD	25-Jan-21	Niobium-95	8.55E+00	3.47E+01	2.09E+01	pCi/kg
MDO Montana de Oro(532388003) - SD	25-Jan-21	Total Strontium	-1.09E+02	1.50E+03	8.80E+02	pCi/kg
MDO Montana de Oro(532388003) - SD	25-Jan-21	Zinc-65	-1.63E+01	7.18E+01	5.08E+01	pCi/kg
MDO Montana de Oro(532388003) - SD	25-Jan-21	Zirconium-95	-1.37E+01	4.62E+01	3.08E+01	pCi/kg
MDO Montana de Oro(562869005) - SD	18-Nov-21	Barium-140	-2.40E+00	1.86E+02	1.05E+02	pCi/kg
MDO Montana de Oro(562869005) - SD	18-Nov-21	Cesium-134	1.54E+00	3.51E+01	2.01E+01	pCi/kg
MDO Montana de Oro(562869005) - SD	18-Nov-21	Cesium-137	3.53E+01	3.53E+01	3.34E+01	pCi/kg
MDO Montana de Oro(562869005) - SD	18-Nov-21	Cobalt-58	-8.31E+00	3.68E+01	2.36E+01	pCi/kg
MDO Montana de Oro(562869005) - SD	18-Nov-21	Cobalt-60	6.29E+00	4.30E+01	2.34E+01	pCi/kg
MDO Montana de Oro(562869005) - SD	18-Nov-21	Iron-55	-2.28E+03	1.30E+04	8.88E+03	pCi/kg
MDO Montana de Oro(562869005) - SD	18-Nov-21	Iron-59	-2.02E+00	5.99E+01	3.70E+01	pCi/kg

Sediment Sample Results

MDO Montana de Oro(562869005) - SD	18-Nov-21	Lanthanum-140	1.82E+01	9.64E+01	5.21E+01	pCi/kg
MDO Montana de Oro(562869005) - SD	18-Nov-21	Manganese-54	1.24E+01	4.00E+01	2.17E+01	pCi/kg
MDO Montana de Oro(562869005) - SD	18-Nov-21	Nickel-63	3.62E+02	3.26E+03	1.96E+03	pCi/kg
MDO Montana de Oro(562869005) - SD	18-Nov-21	Niobium-95	-1.47E+00	3.25E+01	2.16E+01	pCi/kg
MDO Montana de Oro(562869005) - SD	18-Nov-21	Total Strontium	7.17E+02	9.37E+02	6.90E+02	pCi/kg
MDO Montana de Oro(562869005) - SD	18-Nov-21	Zinc-65	-4.53E+01	8.26E+01	6.80E+01	pCi/kg
MDO Montana de Oro(562869005) - SD	18-Nov-21	Zirconium-95	7.03E-01	5.81E+01	3.35E+01	pCi/kg

PMO Pismo Beach SD

Sample Name	Date Collected	Nuclide	Result	MDC	2 Sigma TPU	Units
PMO Pismo Beach(532388001) - SD	25-Jan-21	Barium-140	-3.77E+01	3.43E+02	2.02E+02	pCi/kg
PMO Pismo Beach(532388001) - SD	25-Jan-21	Cesium-134	9.90E+01	9.90E+01	8.49E+01	pCi/kg
PMO Pismo Beach(532388001) - SD	25-Jan-21	Cesium-137	-1.26E+01	7.11E+01	4.32E+01	pCi/kg
PMO Pismo Beach(532388001) - SD	25-Jan-21	Cobalt-58	-1.77E+00	5.26E+01	3.13E+01	pCi/kg
PMO Pismo Beach(532388001) - SD	25-Jan-21	Cobalt-60	-6.76E-01	5.36E+01	3.29E+01	pCi/kg
PMO Pismo Beach(532388001) - SD	25-Jan-21	Iron-55	1.41E+03	1.30E+04	8.34E+03	pCi/kg
PMO Pismo Beach(532388001) - SD	25-Jan-21	Iron-59	8.02E+01	1.68E+02	1.09E+02	pCi/kg
PMO Pismo Beach(532388001) - SD	25-Jan-21	Lanthanum-140	5.74E+00	9.25E+01	5.16E+01	pCi/kg
PMO Pismo Beach(532388001) - SD	25-Jan-21	Manganese-54	4.10E+00	7.29E+01	4.25E+01	pCi/kg
PMO Pismo Beach(532388001) - SD	25-Jan-21	Nickel-63	2.86E+02	2.00E+03	1.20E+03	pCi/kg
PMO Pismo Beach(532388001) - SD	25-Jan-21	Niobium-95	2.97E+01	6.85E+01	4.09E+01	pCi/kg
PMO Pismo Beach(532388001) - SD	25-Jan-21	Total Strontium	2.93E+02	1.29E+03	8.04E+02	pCi/kg
PMO Pismo Beach(532388001) - SD	25-Jan-21	Zinc-65	9.95E+01	1.15E+02	1.05E+02	pCi/kg
PMO Pismo Beach(532388001) - SD	25-Jan-21	Zirconium-95	1.32E+02	1.43E+02	1.09E+02	pCi/kg
PMO Pismo Beach(562869002) - SD	18-Nov-21	Barium-140	4.78E+01	3.25E+02	1.82E+02	pCi/kg
PMO Pismo Beach(562869002) - SD	18-Nov-21	Cesium-134	2.23E+01	7.92E+01	4.41E+01	pCi/kg
PMO Pismo Beach(562869002) - SD	18-Nov-21	Cesium-137	2.98E+01	6.17E+01	3.80E+01	pCi/kg
PMO Pismo Beach(562869002) - SD	18-Nov-21	Cobalt-58	1.79E+01	3.00E+01	3.19E+01	pCi/kg
PMO Pismo Beach(562869002) - SD	18-Nov-21	Cobalt-60	-8.47E+00	5.94E+01	3.64E+01	pCi/kg
PMO Pismo Beach(562869002) - SD	18-Nov-21	Iron-55	4.16E+02	8.51E+03	5.85E+03	pCi/kg
PMO Pismo Beach(562869002) - SD	18-Nov-21	Iron-59	-5.49E+00	1.60E+02	9.66E+01	pCi/kg
PMO Pismo Beach(562869002) - SD	18-Nov-21	Lanthanum-140	-9.32E+00	1.24E+02	7.59E+01	pCi/kg
PMO Pismo Beach(562869002) - SD	18-Nov-21	Manganese-54	2.32E+01	6.81E+01	3.78E+01	pCi/kg

Sediment Sample Results

PMO Pismo Beach(562869002) - SD	18-Nov-21	Nickel-63	3.48E+02	3.11E+03	1.87E+03	pCi/kg
PMO Pismo Beach(562869002) - SD	18-Nov-21	Niobium-95	2.10E+01	7.45E+01	4.13E+01	pCi/kg
PMO Pismo Beach(562869002) - SD	18-Nov-21	Total Strontium	-2.78E+02	1.42E+03	8.19E+02	pCi/kg
PMO Pismo Beach(562869002) - SD	18-Nov-21	Zinc-65	-7.89E+01	1.63E+02	1.16E+02	pCi/kg
PMO Pismo Beach(562869002) - SD	18-Nov-21	Zirconium-95	4.84E+00	1.16E+02	6.61E+01	pCi/kg

Vegetation Sample Results

3C1 Household Garden

VG Brdleaf

Sample Name	Date Collected	Nuclide	Result	MDC	2 Sigma TPU	Units
3C1 Household Garden(532734002) - VG Brdleaf	21-Jan-21	Cesium-134	1.52E+00	1.02E+01	6.76E+00	pCi/kg
3C1 Household Garden(532734002) - VG Brdleaf	21-Jan-21	Cesium-137	-1.68E+00	8.85E+00	5.48E+00	pCi/kg
3C1 Household Garden(532734002) - VG Brdleaf	21-Jan-21	Iodine-131	1.16E+00	1.02E+01	5.84E+00	pCi/kg
3C1 Household Garden(541240002) - VG Brdleaf	22-Apr-21	Cesium-134	5.17E+00	1.29E+01	7.46E+00	pCi/kg
3C1 Household Garden(541240002) - VG Brdleaf	22-Apr-21	Cesium-137	1.52E+00	1.24E+01	7.54E+00	pCi/kg
3C1 Household Garden(541240002) - VG Brdleaf	22-Apr-21	Iodine-131	-7.69E+00	1.93E+01	1.23E+01	pCi/kg
3C1 Household Garden(557032001) - VG Brdleaf	23-Sep-21	Cesium-134	9.63E-01	1.00E+01	6.05E+00	pCi/kg
3C1 Household Garden(557032001) - VG Brdleaf	23-Sep-21	Cesium-137	-1.02E+00	8.20E+00	5.02E+00	pCi/kg
3C1 Household Garden(557032001) - VG Brdleaf	23-Sep-21	Iodine-131	-8.39E+00	1.27E+01	1.01E+01	pCi/kg
3C1 Household Garden(562873001) - VG Brdleaf	23-Nov-21	Cesium-134	-5.99E+00	5.47E+00	4.81E+00	pCi/kg
3C1 Household Garden(562873001) - VG Brdleaf	23-Nov-21	Cesium-137	1.09E+00	6.27E+00	3.66E+00	pCi/kg
3C1 Household Garden(562873001) - VG Brdleaf	23-Nov-21	Iodine-131	1.94E+00	1.07E+01	6.61E+00	pCi/kg

3C1 Household Garden Fruit

VG Fruit

Sample Name	Date Collected	Nuclide	Result	MDC	2 Sigma TPU	Units
3C1 Household Garden Fruit(532734001) - VG Fruit	21-Jan-21	Cesium-134	-2.32E-01	5.73E+00	3.52E+00	pCi/kg
3C1 Household Garden Fruit(532734001) - VG Fruit	21-Jan-21	Cesium-137	-1.61E+00	5.54E+00	4.61E+00	pCi/kg
3C1 Household Garden Fruit(532734001) - VG Fruit	21-Jan-21	Iodine-131	4.19E+00	6.57E+00	4.04E+00	pCi/kg
3C1 Household Garden Fruit(541888001) - VG Fruit	22-Apr-21	Cesium-134	-7.89E-01	5.22E+00	3.29E+00	pCi/kg
3C1 Household Garden Fruit(541888001) - VG Fruit	22-Apr-21	Cesium-137	-6.81E-01	4.38E+00	2.73E+00	pCi/kg
3C1 Household Garden Fruit(541888001) - VG Fruit	22-Apr-21	Iodine-131	9.15E-01	7.36E+00	4.25E+00	pCi/kg
3C1 Household Garden Fruit(557038001) - VG Fruit	23-Sep-21	Cesium-134	-1.24E+00	4.77E+00	3.09E+00	pCi/kg
3C1 Household Garden Fruit(557038001) - VG Fruit	23-Sep-21	Cesium-137	3.60E+00	4.93E+00	4.36E+00	pCi/kg
3C1 Household Garden Fruit(557038001) - VG Fruit	23-Sep-21	Iodine-131	1.99E+00	8.00E+00	4.61E+00	pCi/kg
3C1 Household Garden Fruit(562873002) - VG Fruit	23-Nov-21	Cesium-134	7.86E-01	4.04E+00	2.37E+00	pCi/kg
3C1 Household Garden Fruit(562873002) - VG Fruit	23-Nov-21	Cesium-137	3.03E-01	4.02E+00	2.36E+00	pCi/kg
3C1 Household Garden Fruit(562873002) - VG Fruit	23-Nov-21	Iodine-131	9.02E-01	7.00E+00	3.96E+00	pCi/kg

5F2 Cal Poly Farm

VG Brdleaf

Vegetation Sample Results

Sample Name	Date Collected	Nuclide	Result	MDC	2 Sigma TPU	Units
5F2 Cal Poly Farm(531170003) - VG Brdleaf	12-Jan-21	Cesium-134	1.38E+00	7.78E+00	5.10E+00	pCi/kg
5F2 Cal Poly Farm(531170003) - VG Brdleaf	12-Jan-21	Cesium-137	1.14E+00	7.17E+00	4.11E+00	pCi/kg
5F2 Cal Poly Farm(531170003) - VG Brdleaf	12-Jan-21	Iodine-131	-1.05E+00	7.64E+00	4.61E+00	pCi/kg
5F2 Cal Poly Farm(533888001) - VG Brdleaf	1-Feb-21	Cesium-134	3.28E+00	1.05E+01	6.30E+00	pCi/kg
5F2 Cal Poly Farm(533888001) - VG Brdleaf	1-Feb-21	Cesium-137	3.46E+00	1.12E+01	6.70E+00	pCi/kg
5F2 Cal Poly Farm(533888001) - VG Brdleaf	1-Feb-21	Iodine-131	1.69E+00	1.16E+01	7.34E+00	pCi/kg
5F2 Cal Poly Farm(535391001) - VG Brdleaf	8-Mar-21	Cesium-134	-5.09E-01	1.10E+01	6.76E+00	pCi/kg
5F2 Cal Poly Farm(535391001) - VG Brdleaf	8-Mar-21	Cesium-137	-5.45E+00	8.96E+00	6.43E+00	pCi/kg
5F2 Cal Poly Farm(535391001) - VG Brdleaf	8-Mar-21	Iodine-131	-5.70E-01	1.48E+01	8.60E+00	pCi/kg
5F2 Cal Poly Farm(540874001) - VG Brdleaf	13-Apr-21	Cesium-134	-2.19E-01	7.70E+00	4.72E+00	pCi/kg
5F2 Cal Poly Farm(540874001) - VG Brdleaf	13-Apr-21	Cesium-137	-1.59E+00	6.99E+00	4.41E+00	pCi/kg
5F2 Cal Poly Farm(540874001) - VG Brdleaf	13-Apr-21	Iodine-131	-5.78E-01	2.65E+01	1.54E+01	pCi/kg
5F2 Cal Poly Farm(542715001) - VG Brdleaf	4-May-21	Cesium-134	2.22E+00	7.08E+00	4.06E+00	pCi/kg
5F2 Cal Poly Farm(542715001) - VG Brdleaf	4-May-21	Cesium-137	2.05E+00	6.37E+00	3.86E+00	pCi/kg
5F2 Cal Poly Farm(542715001) - VG Brdleaf	4-May-21	Iodine-131	6.68E-01	6.48E+00	3.80E+00	pCi/kg
5F2 Cal Poly Farm(547172002) - VG Brdleaf	14-Jun-21	Cesium-134	9.67E+00	1.40E+01	1.04E+01	pCi/kg
5F2 Cal Poly Farm(547172002) - VG Brdleaf	14-Jun-21	Cesium-137	2.10E+00	1.01E+01	6.75E+00	pCi/kg
5F2 Cal Poly Farm(547172002) - VG Brdleaf	14-Jun-21	Iodine-131	-5.55E+00	1.17E+01	7.96E+00	pCi/kg
5F2 Cal Poly Farm(548922002) - VG Brdleaf	13-Jul-21	Cesium-134	-2.49E+00	1.27E+01	7.64E+00	pCi/kg
5F2 Cal Poly Farm(548922002) - VG Brdleaf	13-Jul-21	Cesium-137	2.57E+00	1.23E+01	7.43E+00	pCi/kg
5F2 Cal Poly Farm(548922002) - VG Brdleaf	13-Jul-21	Iodine-131	4.25E+00	1.76E+01	1.03E+01	pCi/kg
5F2 Cal Poly Farm(550640001) - VG Brdleaf	2-Aug-21	Cesium-134	-2.37E+00	1.09E+01	8.59E+00	pCi/kg
5F2 Cal Poly Farm(550640001) - VG Brdleaf	2-Aug-21	Cesium-137	4.37E+00	1.09E+01	6.45E+00	pCi/kg
5F2 Cal Poly Farm(550640001) - VG Brdleaf	2-Aug-21	Iodine-131	-1.70E+00	1.05E+01	6.58E+00	pCi/kg
5F2 Cal Poly Farm(555304001) - VG Brdleaf	7-Sep-21	Cesium-134	2.72E+00	1.69E+01	9.59E+00	pCi/kg
5F2 Cal Poly Farm(555304001) - VG Brdleaf	7-Sep-21	Cesium-137	5.54E+00	1.59E+01	9.61E+00	pCi/kg
5F2 Cal Poly Farm(555304001) - VG Brdleaf	7-Sep-21	Iodine-131	8.87E-01	2.00E+01	1.18E+01	pCi/kg
5F2 Cal Poly Farm(558857001) - VG Brdleaf	12-Oct-21	Cesium-134	-4.11E+00	1.23E+01	8.18E+00	pCi/kg
5F2 Cal Poly Farm(558857001) - VG Brdleaf	12-Oct-21	Cesium-137	3.67E+00	1.24E+01	7.39E+00	pCi/kg
5F2 Cal Poly Farm(558857001) - VG Brdleaf	12-Oct-21	Iodine-131	1.36E+00	2.12E+01	1.25E+01	pCi/kg
5F2 Cal Poly Farm(562132002) - VG Brdleaf	16-Nov-21	Cesium-134	1.02E+01	1.30E+01	8.39E+00	pCi/kg
5F2 Cal Poly Farm(562132002) - VG Brdleaf	16-Nov-21	Cesium-137	1.81E+00	1.10E+01	6.57E+00	pCi/kg
5F2 Cal Poly Farm(562132002) - VG Brdleaf	16-Nov-21	Iodine-131	2.69E+00	1.29E+01	7.57E+00	pCi/kg

Vegetation Sample Results

5F2 Cal Poly Farm(564003001) - VG Brdleaf	6-Dec-21	Cesium-134	-2.23E-01	5.94E+00	3.64E+00	pCi/kg
5F2 Cal Poly Farm(564003001) - VG Brdleaf	6-Dec-21	Cesium-137	4.38E+00	5.21E+00	4.65E+00	pCi/kg
5F2 Cal Poly Farm(564003001) - VG Brdleaf	6-Dec-21	Iodine-131	-1.33E+00	6.29E+00	3.76E+00	pCi/kg

6C1 Household Garden

VG Brdleaf

Sample Name	Date Collected	Nuclide	Result	MDC	2 Sigma TPU	Units
6C1 Household Garden(531170001) - VG Brdleaf	11-Jan-21	Cesium-134	-6.25E+00	8.75E+00	9.11E+00	pCi/kg
6C1 Household Garden(531170001) - VG Brdleaf	11-Jan-21	Cesium-137	1.83E+00	8.33E+00	5.00E+00	pCi/kg
6C1 Household Garden(531170001) - VG Brdleaf	11-Jan-21	Iodine-131	-5.80E+00	1.09E+01	9.20E+00	pCi/kg
6C1 Household Garden(541240001) - VG Brdleaf	21-Apr-21	Cesium-134	5.27E+00	1.34E+01	7.86E+00	pCi/kg
6C1 Household Garden(541240001) - VG Brdleaf	21-Apr-21	Cesium-137	-3.33E+00	1.29E+01	8.04E+00	pCi/kg
6C1 Household Garden(541240001) - VG Brdleaf	21-Apr-21	Iodine-131	3.64E+00	2.02E+01	1.25E+01	pCi/kg
6C1 Household Garden(556652001) - VG Brdleaf	21-Sep-21	Cesium-134	-1.27E+00	8.40E+00	5.59E+00	pCi/kg
6C1 Household Garden(556652001) - VG Brdleaf	21-Sep-21	Cesium-137	-3.55E+00	8.03E+00	5.43E+00	pCi/kg
6C1 Household Garden(556652001) - VG Brdleaf	21-Sep-21	Iodine-131	-1.06E+00	1.02E+01	6.71E+00	pCi/kg
6C1 Household Garden(562729001) - VG Brdleaf	17-Nov-21	Cesium-134	-1.44E+00	1.35E+01	8.36E+00	pCi/kg
6C1 Household Garden(562729001) - VG Brdleaf	17-Nov-21	Cesium-137	5.72E+00	1.31E+01	7.77E+00	pCi/kg
6C1 Household Garden(562729001) - VG Brdleaf	17-Nov-21	Iodine-131	6.26E-01	1.83E+01	1.05E+01	pCi/kg

7C1 Pecho Creek Ruins

VG Brdleaf

Sample Name	Date Collected	Nuclide	Result	MDC	2 Sigma TPU	Units
7C1 Pecho Creek Ruins(531170005) - VG Brdleaf	12-Jan-21	Cesium-134	-1.91E+00	1.20E+01	7.50E+00	pCi/kg
7C1 Pecho Creek Ruins(531170005) - VG Brdleaf	12-Jan-21	Cesium-137	-5.64E+00	1.23E+01	1.12E+01	pCi/kg
7C1 Pecho Creek Ruins(531170005) - VG Brdleaf	12-Jan-21	Iodine-131	6.80E-01	1.39E+01	7.96E+00	pCi/kg
7C1 Pecho Creek Ruins(533888002) - VG Brdleaf	1-Feb-21	Cesium-134	-3.18E+00	1.04E+01	6.66E+00	pCi/kg
7C1 Pecho Creek Ruins(533888002) - VG Brdleaf	1-Feb-21	Cesium-137	-2.28E+00	1.02E+01	6.25E+00	pCi/kg
7C1 Pecho Creek Ruins(533888002) - VG Brdleaf	1-Feb-21	Iodine-131	-5.05E+00	1.32E+01	8.62E+00	pCi/kg
7C1 Pecho Creek Ruins(535391003) - VG Brdleaf	8-Mar-21	Cesium-134	-1.13E+00	1.40E+01	1.11E+01	pCi/kg
7C1 Pecho Creek Ruins(535391003) - VG Brdleaf	8-Mar-21	Cesium-137	-6.52E-01	1.28E+01	7.48E+00	pCi/kg
7C1 Pecho Creek Ruins(535391003) - VG Brdleaf	8-Mar-21	Iodine-131	-2.77E+00	1.55E+01	9.57E+00	pCi/kg
7C1 Pecho Creek Ruins(540874002) - VG Brdleaf	13-Apr-21	Cesium-134	1.76E+00	1.09E+01	6.56E+00	pCi/kg
7C1 Pecho Creek Ruins(540874002) - VG Brdleaf	13-Apr-21	Cesium-137	1.94E+00	1.32E+01	8.95E+00	pCi/kg

Vegetation Sample Results

7C1 Pecho Creek Ruins(540874002) - VG Brdleaf	13-Apr-21	Iodine-131	1.15E+01	4.06E+01	2.35E+01	pCi/kg
7C1 Pecho Creek Ruins(542715002) - VG Brdleaf	4-May-21	Cesium-134	-1.14E+00	8.64E+00	6.26E+00	pCi/kg
7C1 Pecho Creek Ruins(542715002) - VG Brdleaf	4-May-21	Cesium-137	6.99E+00	7.78E+00	1.08E+01	pCi/kg
7C1 Pecho Creek Ruins(542715002) - VG Brdleaf	4-May-21	Iodine-131	2.60E-01	1.01E+01	5.81E+00	pCi/kg
7C1 Pecho Creek Ruins(547172004) - VG Brdleaf	14-Jun-21	Cesium-134	1.06E-01	7.59E+00	4.53E+00	pCi/kg
7C1 Pecho Creek Ruins(547172004) - VG Brdleaf	14-Jun-21	Cesium-137	7.10E+00	7.10E+00	5.45E+00	pCi/kg
7C1 Pecho Creek Ruins(547172004) - VG Brdleaf	14-Jun-21	Iodine-131	2.33E+00	1.01E+01	6.23E+00	pCi/kg
7C1 Pecho Creek Ruins(548922004) - VG Brdleaf	13-Jul-21	Cesium-134	-5.88E+00	1.68E+01	1.05E+01	pCi/kg
7C1 Pecho Creek Ruins(548922004) - VG Brdleaf	13-Jul-21	Cesium-137	9.79E+00	1.67E+01	1.04E+01	pCi/kg
7C1 Pecho Creek Ruins(548922004) - VG Brdleaf	13-Jul-21	Iodine-131	1.09E+01	2.15E+01	1.31E+01	pCi/kg
7C1 Pecho Creek Ruins(550640002) - VG Brdleaf	2-Aug-21	Cesium-134	9.61E+00	1.38E+01	8.71E+00	pCi/kg
7C1 Pecho Creek Ruins(550640002) - VG Brdleaf	2-Aug-21	Cesium-137	4.27E-01	1.20E+01	6.94E+00	pCi/kg
7C1 Pecho Creek Ruins(550640002) - VG Brdleaf	2-Aug-21	Iodine-131	-1.84E+00	1.22E+01	7.39E+00	pCi/kg
7C1 Pecho Creek Ruins(555304002) - VG Brdleaf	7-Sep-21	Cesium-134	-7.28E+00	1.41E+01	9.81E+00	pCi/kg
7C1 Pecho Creek Ruins(555304002) - VG Brdleaf	7-Sep-21	Cesium-137	4.58E+00	1.44E+01	8.54E+00	pCi/kg
7C1 Pecho Creek Ruins(555304002) - VG Brdleaf	7-Sep-21	Iodine-131	-5.65E+00	2.16E+01	1.30E+01	pCi/kg
7C1 Pecho Creek Ruins(558857002) - VG Brdleaf	12-Oct-21	Cesium-134	1.62E+00	7.67E+00	4.59E+00	pCi/kg
7C1 Pecho Creek Ruins(558857002) - VG Brdleaf	12-Oct-21	Cesium-137	-1.03E+00	7.08E+00	4.38E+00	pCi/kg
7C1 Pecho Creek Ruins(558857002) - VG Brdleaf	12-Oct-21	Iodine-131	-1.18E+01	1.13E+01	1.36E+01	pCi/kg
7C1 Pecho Creek Ruins(562132005) - VG Brdleaf	16-Nov-21	Cesium-134	6.54E+00	1.50E+01	8.71E+00	pCi/kg
7C1 Pecho Creek Ruins(562132005) - VG Brdleaf	16-Nov-21	Cesium-137	-3.13E+00	1.27E+01	8.25E+00	pCi/kg
7C1 Pecho Creek Ruins(562132005) - VG Brdleaf	16-Nov-21	Iodine-131	-2.74E+00	1.40E+01	8.64E+00	pCi/kg
7C1 Pecho Creek Ruins(564003002) - VG Brdleaf	6-Dec-21	Cesium-134	5.85E-01	8.23E+00	4.92E+00	pCi/kg
7C1 Pecho Creek Ruins(564003002) - VG Brdleaf	6-Dec-21	Cesium-137	-1.82E+00	6.57E+00	4.12E+00	pCi/kg
7C1 Pecho Creek Ruins(564003002) - VG Brdleaf	6-Dec-21	Iodine-131	1.72E+00	8.35E+00	4.77E+00	pCi/kg

7E1 Avila Valley Barn

VG Brdleaf

Sample Name	Date Collected	Nuclide	Result	MDC	2 Sigma TPU	Units
7E1 Avila Valley Barn(532734003) - VG Brdleaf	21-Jan-21	Cesium-134	2.86E+00	9.22E+00	5.46E+00	pCi/kg
7E1 Avila Valley Barn(532734003) - VG Brdleaf	21-Jan-21	Cesium-137	-8.73E+00	7.51E+00	8.15E+00	pCi/kg
7E1 Avila Valley Barn(532734003) - VG Brdleaf	21-Jan-21	Iodine-131	1.16E+00	8.84E+00	5.06E+00	pCi/kg
7E1 Avila Valley Barn(541793001) - VG Brdleaf	20-Apr-21	Cesium-134	7.40E-01	6.18E+00	5.15E+00	pCi/kg
7E1 Avila Valley Barn(541793001) - VG Brdleaf	20-Apr-21	Cesium-137	6.62E-01	5.82E+00	3.35E+00	pCi/kg

Vegetation Sample Results

7E1 Avila Valley Barn(541793001) - VG Brdleaf	20-Apr-21	Iodine-131	-2.21E+00	9.32E+00	6.52E+00	pCi/kg
7E1 Avila Valley Barn(556948001) - VG Brdleaf	20-Sep-21	Cesium-134	-1.40E+00	6.57E+00	4.23E+00	pCi/kg
7E1 Avila Valley Barn(556948001) - VG Brdleaf	20-Sep-21	Cesium-137	-8.23E-01	5.21E+00	3.27E+00	pCi/kg
7E1 Avila Valley Barn(556948001) - VG Brdleaf	20-Sep-21	Iodine-131	-4.73E-01	1.13E+01	7.45E+00	pCi/kg
7E1 Avila Valley Barn(562132004) - VG Brdleaf	16-Nov-21	Cesium-134	-5.16E-01	8.29E+00	5.81E+00	pCi/kg
7E1 Avila Valley Barn(562132004) - VG Brdleaf	16-Nov-21	Cesium-137	-5.40E+00	1.07E+01	7.83E+00	pCi/kg
7E1 Avila Valley Barn(562132004) - VG Brdleaf	16-Nov-21	Iodine-131	4.00E+00	9.05E+00	9.24E+00	pCi/kg

7G1 Arroyo Grande

VG Brdleaf

Sample Name	Date Collected	Nuclide	Result	MDC	2 Sigma TPU	Units
7G1 Arroyo Grande(531170004) - VG Brdleaf	12-Jan-21	Cesium-134	-1.47E+00	7.45E+00	4.64E+00	pCi/kg
7G1 Arroyo Grande(531170004) - VG Brdleaf	12-Jan-21	Cesium-137	-3.49E-01	6.97E+00	4.66E+00	pCi/kg
7G1 Arroyo Grande(531170004) - VG Brdleaf	12-Jan-21	Iodine-131	3.29E+00	8.51E+00	4.97E+00	pCi/kg
7G1 Arroyo Grande(533888003) - VG Brdleaf	1-Feb-21	Cesium-134	-1.45E+00	1.27E+01	7.55E+00	pCi/kg
7G1 Arroyo Grande(533888003) - VG Brdleaf	1-Feb-21	Cesium-137	-1.86E-01	1.15E+01	6.62E+00	pCi/kg
7G1 Arroyo Grande(533888003) - VG Brdleaf	1-Feb-21	Iodine-131	-2.97E+00	1.18E+01	8.21E+00	pCi/kg
7G1 Arroyo Grande(535391002) - VG Brdleaf	8-Mar-21	Cesium-134	-3.77E+00	8.24E+00	6.43E+00	pCi/kg
7G1 Arroyo Grande(535391002) - VG Brdleaf	8-Mar-21	Cesium-137	-3.04E+00	8.57E+00	7.91E+00	pCi/kg
7G1 Arroyo Grande(535391002) - VG Brdleaf	8-Mar-21	Iodine-131	-1.17E-01	1.08E+01	6.24E+00	pCi/kg
7G1 Arroyo Grande(540874003) - VG Brdleaf	13-Apr-21	Cesium-134	7.98E-01	8.60E+00	4.93E+00	pCi/kg
7G1 Arroyo Grande(540874003) - VG Brdleaf	13-Apr-21	Cesium-137	6.07E+00	9.96E+00	6.29E+00	pCi/kg
7G1 Arroyo Grande(540874003) - VG Brdleaf	13-Apr-21	Iodine-131	1.81E+01	3.59E+01	2.20E+01	pCi/kg
7G1 Arroyo Grande(542715003) - VG Brdleaf	4-May-21	Cesium-134	-4.74E-01	9.47E+00	5.53E+00	pCi/kg
7G1 Arroyo Grande(542715003) - VG Brdleaf	4-May-21	Cesium-137	1.68E+00	9.15E+00	5.55E+00	pCi/kg
7G1 Arroyo Grande(542715003) - VG Brdleaf	4-May-21	Iodine-131	-8.97E-01	1.23E+01	7.42E+00	pCi/kg
7G1 Arroyo Grande(547172003) - VG Brdleaf	14-Jun-21	Cesium-134	-4.10E+00	4.97E+00	4.73E+00	pCi/kg
7G1 Arroyo Grande(547172003) - VG Brdleaf	14-Jun-21	Cesium-137	-2.61E-01	4.91E+00	3.06E+00	pCi/kg
7G1 Arroyo Grande(547172003) - VG Brdleaf	14-Jun-21	Iodine-131	2.32E-01	6.91E+00	4.13E+00	pCi/kg
7G1 Arroyo Grande(548922008) - VG Brdleaf	13-Jul-21	Cesium-134	4.41E+00	8.50E+00	5.21E+00	pCi/kg
7G1 Arroyo Grande(548922008) - VG Brdleaf	13-Jul-21	Cesium-137	1.56E+00	7.51E+00	4.45E+00	pCi/kg
7G1 Arroyo Grande(548922008) - VG Brdleaf	13-Jul-21	Iodine-131	-4.70E-01	1.15E+01	6.69E+00	pCi/kg
7G1 Arroyo Grande(550640003) - VG Brdleaf	2-Aug-21	Cesium-134	-2.20E-01	8.78E+00	5.38E+00	pCi/kg
7G1 Arroyo Grande(550640003) - VG Brdleaf	2-Aug-21	Cesium-137	-2.76E+00	7.97E+00	5.19E+00	pCi/kg

Vegetation Sample Results

7G1 Arroyo Grande(550640003) - VG Brdleaf	2-Aug-21	Iodine-131	2.65E+00	8.70E+00	5.02E+00	pCi/kg
7G1 Arroyo Grande(555304003) - VG Brdleaf	7-Sep-21	Cesium-134	5.31E-01	5.70E+00	3.28E+00	pCi/kg
7G1 Arroyo Grande(555304003) - VG Brdleaf	7-Sep-21	Cesium-137	1.60E-01	5.47E+00	3.37E+00	pCi/kg
7G1 Arroyo Grande(555304003) - VG Brdleaf	7-Sep-21	Iodine-131	-1.02E+00	7.76E+00	4.70E+00	pCi/kg
7G1 Arroyo Grande(558857003) - VG Brdleaf	12-Oct-21	Cesium-134	1.42E+00	7.84E+00	4.71E+00	pCi/kg
7G1 Arroyo Grande(558857003) - VG Brdleaf	12-Oct-21	Cesium-137	4.11E-01	6.93E+00	4.14E+00	pCi/kg
7G1 Arroyo Grande(558857003) - VG Brdleaf	12-Oct-21	Iodine-131	-6.14E-01	1.18E+01	6.84E+00	pCi/kg
7G1 Arroyo Grande(562132003) - VG Brdleaf	16-Nov-21	Cesium-134	1.77E+00	1.32E+01	7.72E+00	pCi/kg
7G1 Arroyo Grande(562132003) - VG Brdleaf	16-Nov-21	Cesium-137	-8.09E-01	1.22E+01	7.20E+00	pCi/kg
7G1 Arroyo Grande(562132003) - VG Brdleaf	16-Nov-21	Iodine-131	-7.15E+00	1.37E+01	9.36E+00	pCi/kg
7G1 Arroyo Grande(564003003) - VG Brdleaf	6-Dec-21	Cesium-134	1.57E+00	6.27E+00	3.73E+00	pCi/kg
7G1 Arroyo Grande(564003003) - VG Brdleaf	6-Dec-21	Cesium-137	-1.18E+00	5.18E+00	3.26E+00	pCi/kg
7G1 Arroyo Grande(564003003) - VG Brdleaf	6-Dec-21	Iodine-131	2.35E+00	6.48E+00	3.76E+00	pCi/kg