



Entergy Operations, Inc.
1340 Echelon Parkway
Jackson, MS 39213
Tel 601-368-5102

Phil Couture
Senior Manager
Fleet Regulatory Assurance

10 CFR 50.90

CNRO2022-00005

February 3, 2022

ATTN: Document Control Desk
U.S. Nuclear Regulatory Commission
Washington, DC 20555-0001

Subject: Steam Generator Tube Inspection Reports in Support of TSTF-577

Arkansas Nuclear One, Unit 1
NRC Docket No. 50-313
Renewed Facility Operating License No. DPR-51

Arkansas Nuclear One, Unit 2
NRC Docket No. 50-368
Renewed Facility Operating License No. NPF-6

Waterford Steam Electric Station, Unit 3
NRC Docket No. 50-382
Renewed Facility Operating License No. NPF-38

In Reference 1, 2021, Entergy Operations, Inc. (Entergy) requested adoption of TSTF-577, "Revised Frequencies for Steam Generator Tube Inspections," which is an approved change to the Standard Technical Specifications (STS), into the Arkansas Nuclear One, Units 1 and 2 (ANO-1 and 2), and Waterford Steam Electric Station, Unit 3 (Waterford 3) Technical Specifications (TS). In Reference 1 Entergy committed to submit Steam Generator (SG) Tube Inspection Reports meeting the revised TSs requirements within 30 days of the license amendment implementation. Reference 2 provided the Nuclear Regulatory Commission's approval of the amendment request. This submittal fulfills Entergy's commitment for ANO-1 and 2 and Waterford 3.

The enclosures provide the reports for each unit as committed.

Should you have any questions or require additional information, please contact me, at 601-368-5102.

Respectfully,



Philip Couture

PC/rwc

Enclosure: 1 Arkansas Nuclear One, Unit 1 Steam Generator Inspection Report

Attachment 1	SG A TSP Wear (Broached)
Attachment 2	SG B TSP Wear (Broached)
Attachment 3	SG A TSP Wear (Drilled)
Attachment 4	SG A TTW
Attachment 5	SG B TTW
Attachment 6	SG A TRW
Attachment 7	SG B TRW

2. Arkansas Nuclear One, Unit 2 Steam Generator Inspection Report

Attachment 1	SG A Wear Indications
Attachment 2	SG B Wear Indications
Attachment 3	2R26 Secondary Side TTS Inspection Findings

3. Waterford 3 Steam Generator Inspection Report

Attachment 1	SG 31 Service Induced Indications – Wear at AVBs
Attachment 2	SG 31 Service Induced Indications – Wear at TSPs
Attachment 3	SG 32 Service Induced Indications – Wear at AVBs
Attachment 4	SG 32 Service Induced Indications – Wear at TSPs

- References:
- 1) Entergy Operations, Inc. (Entergy) letter to the Nuclear Regulatory Commission (NRC), "Application to Revise Technical Specifications to Adopt TSTF 577, 'Revised Frequencies for Steam Generator Tube Inspections,'" (ML21182A158) (CNRO2021-00017), dated July 1, 2021
 - 2) NRC letter to Entergy, "Arkansas Nuclear One, Units 1 and 2 and Waterford Steam Electric Station, Unit 3 – Issuance of Amendments Regarding Revision of Technical Specifications to Adopt TSTF-577, 'Revised Frequencies for Steam Generator Tube Inspections'" (EPID L-2021-LLA-0122) (ML21313A008), dated December 8, 2021

cc: NRC Region IV Regional Administrator
NRC Senior Resident Inspector – ANO
NRC Senior Resident Inspector – Waterford 3
NRC Project Manager – ANO
NRC Project Manager – Waterford 3
NRC Project Manager – Fleet
Designated State Official – Arkansas
Designated State Official – Louisiana

Enclosure 1

CNRO2022-00005

**Arkansas Nuclear One, Unit 1
Steam Generator Inspection Report**

ARKANSAS NUCLEAR ONE, UNIT 1 STEAM GENERATOR INSPECTION REPORT

1 INTRODUCTION

Arkansas Nuclear One, Unit 1 (ANO-1) Technical Specification (TS) 5.6.7, "Steam Generator Tube Inspection Reports," requires Entergy Operations, Inc. (Entergy) to submit a 180-day report to the NRC that outlines the details of the steam generator (SG) tubing inspections that were performed during the reporting period. This report was provided for the Spring 2021 refueling outage (1R29) to the NRC in Reference 1.

In Reference 2, Entergy requested adoption of TSTF-577, "Revised Frequencies for Steam Generator Tube Inspections," which is an approved change to the Standard Technical Specifications (STS), into the ANO-1, Arkansas Nuclear One, Unit 2 (ANO-2), and Waterford Steam Electric Station, Unit 3 (Waterford 3) TS. In Reference 2 Entergy committed to submit a SG Tube Inspection Report meeting the revised ANO-1 TS 5.6.7 requirements within 30 days of the license amendment implementation. This report implements that commitment for ANO-1.

The report shall include:

- a. The scope of inspections performed on each steam generator (SG);
- b. The nondestructive examination techniques utilized for tubes with increased degradation susceptibility;
- c. For each degradation mechanism found:
 1. The nondestructive examination techniques utilized;
 2. The location, orientation (if linear), measured size (if available), and voltage response for each indication. For tube wear at support structures less than 20 percent through-wall, only the total number of indications needs to be reported;
 3. A description of the condition monitoring assessment and results, including the margin to the tube integrity performance criteria and comparison with the margin predicted to exist at the inspection by the previous forward-looking tube integrity assessment; and
 4. The number of tubes plugged during the inspection outage.
- d. An analysis summary of the tube integrity conditions predicted to exist at the next scheduled inspection (the forward-looking tube integrity assessment) relative to the applicable performance criteria, including the analysis methodology, inputs, and results;
- e. The number and percentage of tubes plugged to date, and the effective plugging percentage in each SG; and
- f. The results of any SG secondary side inspections.

The operating period for this report includes one refueling inspection outage (1R29) in April 2021. The previous inspection in 1R26 was a 100% scope bobbin inspection, the results of which permitted skipping inspections in 1R27 and 1R28.

This report details the result of the 1R29 inspection. The inspection was a 100% full-length bobbin inspection, as well as utilizing the X-probe for diagnostic testing. Four damage mechanisms were identified, three of which have been previously identified: tube support plate (TSP) wear at broached support plates, TSP wear at drilled support plates, and tube-to-tube wear. The fourth, tube-to-tie rod wear, was a new mechanism for the 1R29 inspection but was previously classified as a potential damage mechanism in the Degradation Assessment. No identified damage mechanism challenged the performance criteria for leakage or burst.

2 DESIGN

The replacement SGs for ANO-1 are Enhanced Once-Through Steam Generators (EOTSGs) manufactured by AREVA and installed in 2005 in refueling outage 1R19. The EOTSG is a straight shell-and-tube type heat exchanger installed in a vertical position with bottom supports and emergency supports as required to accommodate normal and accident loads. The tubing consists of Inconel 690 thermally treated tubing that is 5/8" in diameter with a 0.037" wall thickness. The tubes are expanded full depth hydraulically in the tubesheet. There are 15 TSPs that are constructed of stainless steel (SA 240 Type 410) and are a broached trefoil-hole design.

3 REPORT REQUIREMENTS

3.1 Scope of Inspections Performed on Each SG

The 1R29 work scope included eddy current test (ECT) inspections and primary side visual inspections in each of the SGs. Bobbin examination was performed on all in-service tubes, full length tube-end to tube-end. Array examination was performed on the periphery tubes (2 deep) from the lower tube end to the first tube support plate to facilitate identification of potential loose parts. Array examination was also used on bobbin indication codes, manufacturing related indications, support plate wear indications, tube-to-tube wear indications, and other indications.

Table 3.1.1
1R29 Inspection Scope

Examination Type	# Inspections	% Scope	Extent Tested
SG A			
Bobbin	15554	100	UTE to LTE
Array (periphery)	902	6	LTE to 01S
SG B			
Bobbin	15560	100	UTE to LTE
Array (periphery)	881	6	LTE to 01S

Note: UTE Upper Tube End
 LTE Lower Tube End
 01S First Tube Support Plate

3.2 Nondestructive Examination Techniques Utilized for Tubes with Increased Degradation Susceptibility

See Table 3.3.1.1 for array and +Point™ nondestructive examination techniques utilized in special interest testing.

3.3 Degradation Mechanisms Found

The 1R29 inspection was the seventh inspection following replacement of the SGs. There were four active degradation mechanisms identified: TSP wear at broached support plates, TSP wear at drilled support plates, tube-to-tube wear (TTW), and tube-to-tie rod wear (TRW). These are listed in Table 3.3.1.

Table 3.3.1
All Indication List for 1R29

SG	TSP Wear (Broached)	TSP Wear (Drilled)	TTW	TRW
A	2574	2	109	1
B	2591	0	154	1

3.3.1 Nondestructive Examination Techniques Utilized

Table 3.3.1.1
1R29 Nondestructive Examination (NDE) Techniques

Degradation Mechanism	Location	Inspection Technique	EPRI ETSS [2c]
TSP Wear	TSPs	Bobbin Detection & Sizing broached TSPs	1-96043 .4 Rev 0
		Bobbin Detection Drilled TSPs	1-96042 .1 Rev 4
		+Point™ Detection & Sizing at Broached TSPs	96910.1 Rev 11
		+Point™ Detection & Sizing at Drilled TSPs	27901.1 Rev 1 27902.1 Rev 2 27903.1 Rev 1 27904.1 Rev 2 27905.1 Rev 2 27906.1 Rev 1 27907.1 Rev 2
Tube-to-tube wear (TTW)	Free -span TTW or Tie Rod-to-tube Wear	Array Detection & Sizing at Broached TSPs	11956.3 Rev 3 11956.4 Rev 3
		Bobbin Detection & Sizing TTW	13091.1 Rev 0 13091.2 Rev 0
		+Point™ Detection & Sizing TTW	13901.1 Rev 1
PLP Wear	PLPs & PLP Wear	Array Detection & Sizing TTW	13902.1 Rev 0 13902.2 Rev 0
		Bobbin Detection	27091.2 Rev 2
		+Point™ Detection & Sizing	27901.1 Rev 1 27902.1 Rev 2 27903.1 Rev 1 27904.1 Rev 2 27905.1 Rev 2 27906.1 Rev 1 27907.1 Rev 2
		Array Detection	17901.1 R0 (Ax.) 17901.3 R0 (Circ.) 17902.1 R0 (Ax.) 17902.3 R0 (Circ.) 17903.1 R0 (Ax.) 17903.3 R0 (Circ.) 17904.1 R0 (Ax.) 17904.3 R0 (Circ.) 17905.1 R0 (Ax.) 17905.3 R0 (Circ.) 17906.1 R0 (Ax.) 17906.3 R0 (Circ.)
Tie Rod Proximity	Freespan	Bobbin Proximity Detection	[13.e]

Note: ETSS Examination Technical Specification Sheet
[13.e] Framatome Document 51-9094580-004, "Measuring the Gap between Tubes and Tie Rods with the Bobbin Coil Eddy Current Method"
PLP Potential Loose Part

3.3.2 Location, Orientation (if linear), Measured Size (if available), and Voltage Response for each Indication

The service induced mechanisms were mechanical wear at TSPs (broached and drilled), tube-to-tube wear, and tube-to-tie rod wear. Due to the large number of indications, these are listed in the following attachments:

Attachment 1 SG A TSP (broached)
Attachment 2 SG B TSP (broached)
Attachment 3 SG A TSP (drilled)
Attachment 4 SG A TTW
Attachment 5 SG B TTW
Attachment 6 SG A TRW
Attachment 7 SG B TRW

3.3.3 Description of the Condition Monitoring Assessment and Results

All condition monitoring requirements for the tubing performance criteria were met. There were no indications that exceeded performance criteria or in-situ screening limits. There were no tube pulls required.

The Condition Monitoring Operational Assessment (CMOA) for 1R26 evaluated an Operational Assessment (OA) of three operating cycles totaling 4.65 Effective Full Power Year (EFPY) to 1R29 (EOC29). At the conclusion of cycle 29, 3.82 EFPY had passed; therefore, the 1R26 CMOA is still applicable.

The previous OA included deterministic and probabilistic analyses for all detected mechanisms (TSP wear and TTW) and the findings of the 1R29 SG examinations are bounded by the behavior projected in the 1R26 OA. The first, and strongest point is noted by none of the TSP wear (broached and drilled) or TTW meeting or exceeding the Condition Monitoring (CM) limits. The second point is demonstrated by the growth rate behavior associated with TSP wear and TTW. The 1R26 OA assumed no attenuation in growth rates and used a bounding K_{unin} growth rate for broached TSP wear in the full bundle probabilistic model, and the maximum growth rate for TTW deterministically. It is noted that in 1R29 growth rate attenuation for both TSP wear and TTW seemed to stagnate where 1R29 growth rate distribution is almost identical to 1R26. Additionally, while the upper 95th growth rate from the 1R26 SG B inner bundle is slightly less than the observed upper 95th at 1R29, it is still bounded by the periphery in both growth rates as well as depths of indications.

Table 3.3.3.1 shows a comparison of the 1R29 results to the 1R26 projection.

Table 3.3.3.1
1R29 Results Comparison to 1R26 OA

Degradation Mechanism	Steam Generator	Parameter	1R26 OA Method	1R26 Projection	1R29 As-Found Condition
All	Both SGs	Cycle Length (EFPY)	Deterministic/ Probabilistic	4.65	3.82
Broached TSP Wear	SG A	# Indications	Probabilistic	2665	2574
	SG B			2743	2591
	SG A	95 th Growth Rate (%Through Wall (TW)/EFPY)	Probabilistic	2.10	1.31
	SG B (inner bundle)			1.17 ⁽¹⁾	1.31
	SG B (periphery)			2.3	1.57
	SG A	Maximum Depth (%TW)	Probabilistic	58	39
	SG B (inner bundle)			32	29
	SG B (periphery)			73	44
Drilled TSP Wear	Both SGs	Maximum Depth (%TW)	Deterministic	43	12
TTW	Both SGs	Maximum Growth Rate (%TW/EFPY)	Deterministic	1.35	1.05
		Maximum Depth (%TW)		32	24
NOTES:					
1) While the 1R26 OA upper 95 th inner bundle growth rate was slightly less than what was observed at 1R29, it is still bounded by the SG B periphery in both growth rates and maximum depths.					

3.3.3.1 Tie Rod Bowing

There were no new bowed tie rods detected at 1R29 in either SG. Some tie rods which experienced bow in prior outages but did not have proximity indications detected in adjacent tubes, had a maximum bow calculated based on proximity detection thresholds on in-service tubes. Each Tie Rod's bow is plotted as a function of time (in cooldown cycles) in Figure 3.7.1 through Figure 3.7.4. For SG A, which has the longest history of Tie Rod bowing, a pattern is developing that shows the tie rod's bowing to a point and then stagnating with a majority of tie rods showing no change or even a decrease in calculated bow. This is most evident in the first span tie rods where even the preventative tube plugging proximity signals are still detected for each tie rod to accurately calculate the magnitude and direction of the tie rod Bow. It is believed the

same relationship is true for the upper span tie rods with the majority experiencing a similar pattern; however, due to the lack of information for some tie rods (affected tubes plugged in prior outages) a conservative maximum possible bow is calculated which shows a jump in tie rod bow. This is assumed to be conservative for plugging projections, as some of these tie rods still show stagnation after multiple outages with no change in affected tubes.

Figure 3.3.3.1
SG A First Span Bowing with Allowable Limits

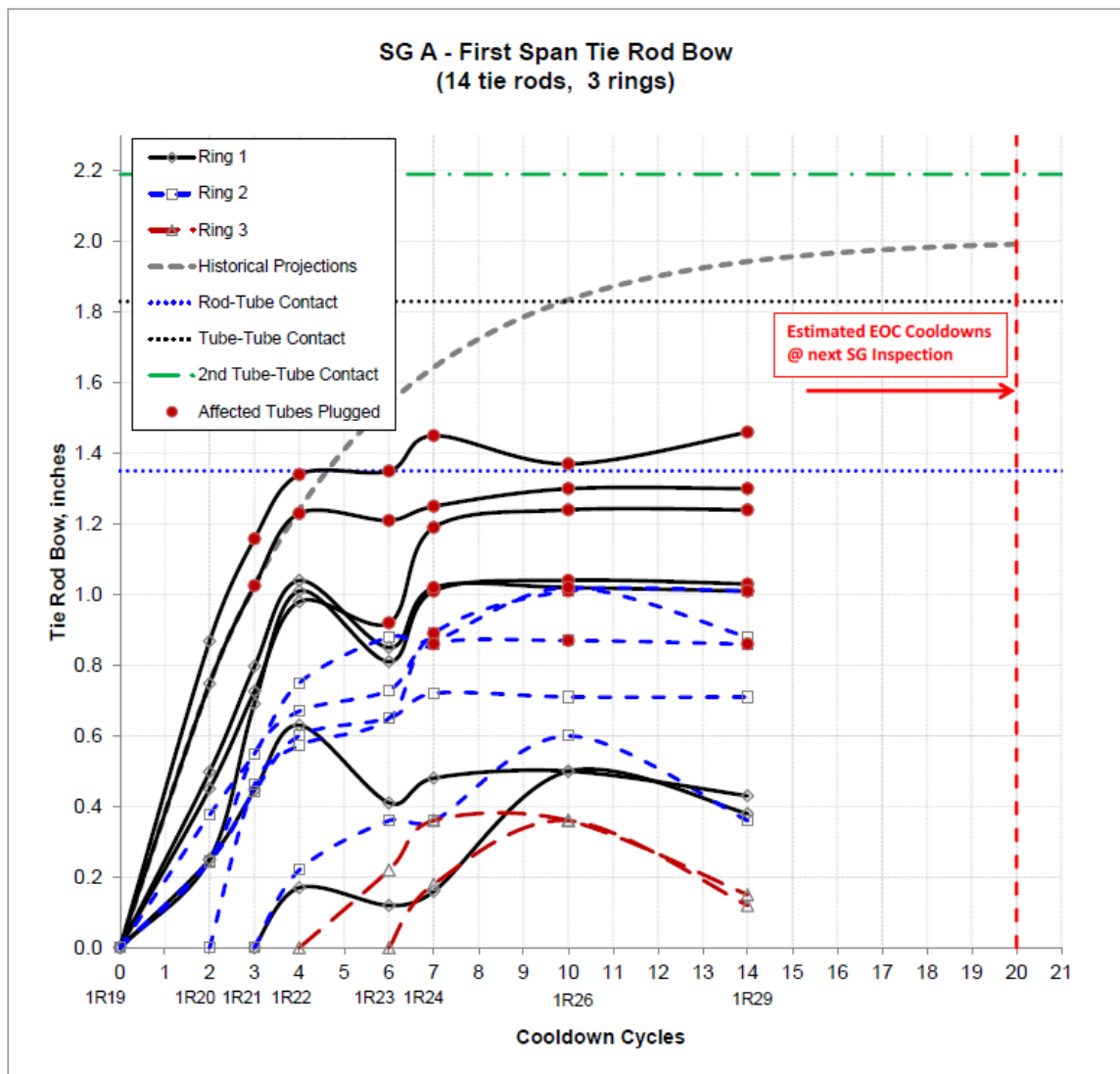


Figure 3.3.3.2
SG A Upper Span Bowing with Allowable Limits

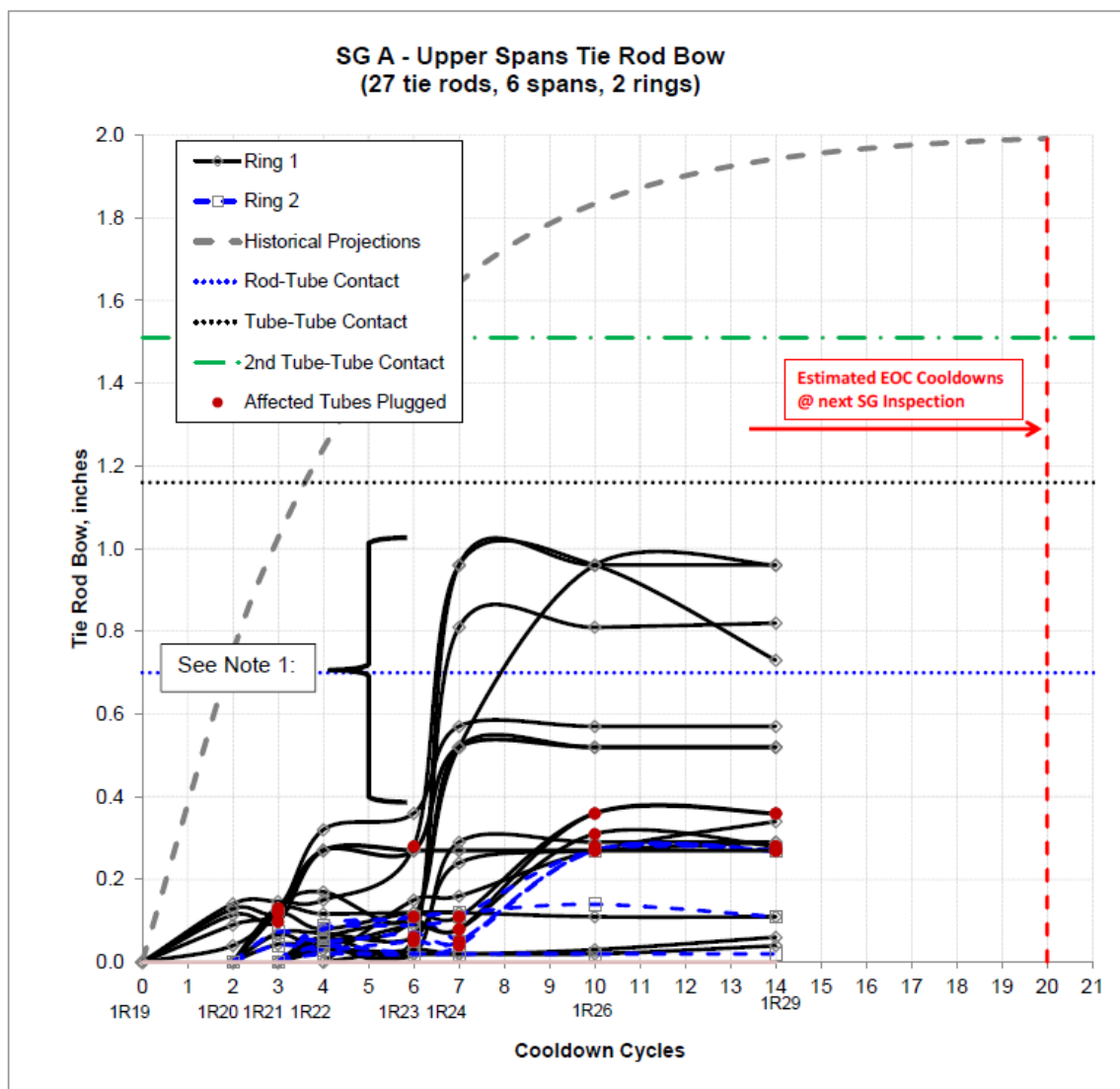


Figure 3.3.3.3
SG B First Span Bowing with Allowable Limits

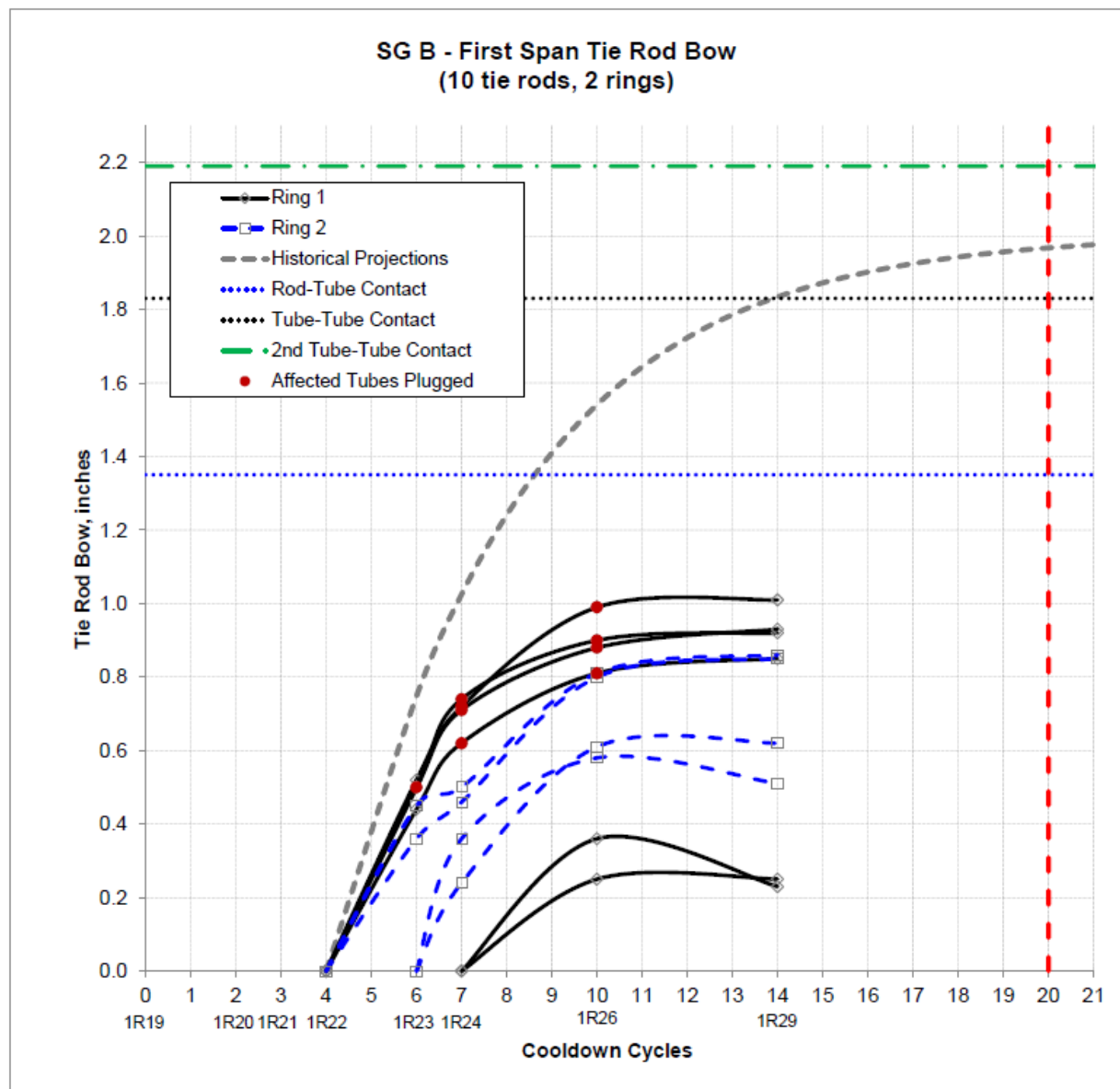
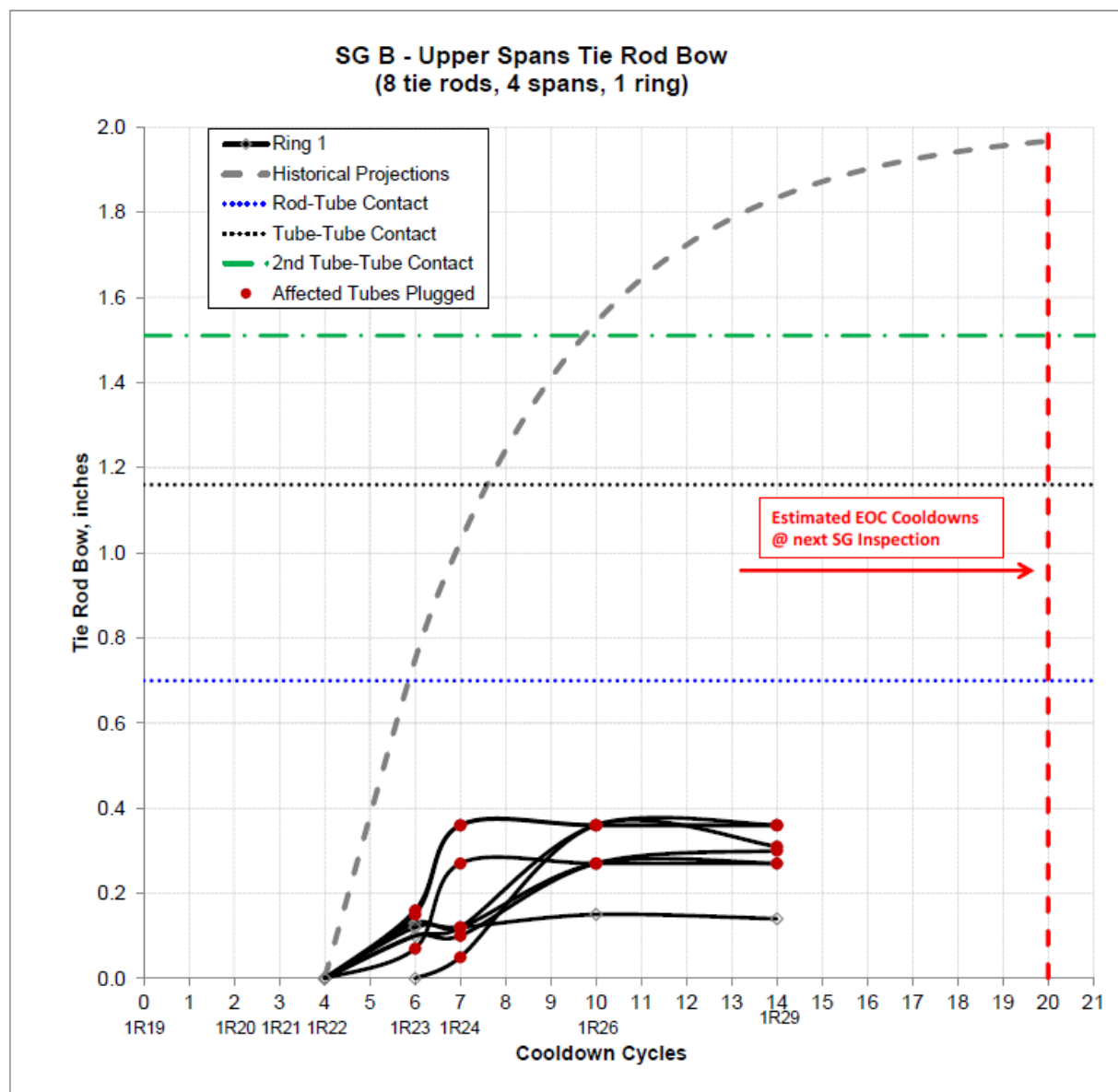


Figure 3.3.3.4
SG B Upper Span Bowing with Allowable Limits



3.3.4 Number of Tubes Plugged During the Inspection Outage

There were 27 tubes plugged in 1R29, all of which were stabilized. Listed below in Tables 3.3.4.1 and 3.3.4.2 is a summary of the plugged tubes in each SG.

Table 3.3.4.1
SG A Repaired Tubes in 1R29

Row	Tube	Repair Type	Reason
81	126	Plug & Stabilizer	Preventative 39% @ 11S
85	123	Plug & Stabilizer	Preventative 34% @ 10S
114	3	Plug & Stabilizer	Preventative 33% @ 13S
134	9	Plug & Stabilizer	Preventative 30% @ 10S

Table 3.3.4.2
SG B Repaired Tubes in 1R29

Row	Tube	Repair Type	Reason
10	3	Plug & Stabilizer	Preventative 26% @ 11S
11	61	Plug & Stabilizer	Preventative 21% @ 11S
22	2	Plug & Stabilizer	Preventative 28% @ 12S
26	97	Plug & Stabilizer	Preventative – Loose Part
26	98	Plug & Stabilizer	Preventative – Loose Part
27	98	Plug & Stabilizer	Preventative – Loose Part
27	99	Plug & Stabilizer	Preventative – Loose Part
73	131	Plug & Stabilizer	Preventative 30% @ 13S
106	2	Plug & Stabilizer	Preventative 27% @ 12S
114	1	Plug & Stabilizer	Preventative 35% @ 12S
115	1	Plug & Stabilizer	42% @ 12S
117	2	Plug & Stabilizer	41% @ 12S
118	2	Plug & Stabilizer	44% @ 12S
124	2	Plug & Stabilizer	Preventative 34% @ 12S
127	1	Plug & Stabilizer	Preventative 39% @ 12S
129	1	Plug & Stabilizer	Preventative 37% @ 12S
130	2	Plug & Stabilizer	Preventative 27% @ 12S
131	1	Plug & Stabilizer	Preventative 32% @ 11S
137	69	Plug & Stabilizer	Preventative 32% @ 11S
138	75	Plug & Stabilizer	Preventative 29% @ 12S
145	47	Plug & Stabilizer	Preventative 33% @ 14S
148	3	Plug & Stabilizer	Preventative 30% @ 13S
148	4	Plug & Stabilizer	44% @ 12S

3.4 Analysis Summary of the Tube Integrity Conditions Predicted to Exist at the Next Scheduled Inspection

OA calculations demonstrate there is reasonable assurance that the performance criteria will be met for the upcoming 3-cycle operating period consisting of Cycles 30, 31 and 32. This 3-cycle period is assumed not to exceed 5.7 EFPY. The ANO-1 SGs met applicable performance criteria for previous operating cycles 27, 28 and 29.

During outage 1R29, the degradation detected was tube wear at broached and drilled TSP locations, TTW in the freespan and TRW in the freespan. This OA provides reasonable assurance that the performance criteria will be met over the next three operating cycles (Cycles 30, 31, and 32) which includes conservative assumptions for growth rate distributions, cycle length, new indication initiation and differential pressure ($3\Delta P$).

The magnitude of tie rod bowing observed at 1R29 and projected the next three cycles (Cycles 30, 31, and 32) is less than the maximum allowable bow of 2.3"; therefore, the existing 140 heat-up / cooldown (HU/CD) cycle design life structural integrity evaluation remains valid. Additionally, the projection of tie rod bow for the next 6 CD cycles revealed no potential contact between tie rods and/or plugged tubes with in-service tubes; therefore, there is no concern of possible wear between tie rods and/or adjacent tubes with in-service tubes.

In summary, the 1R29 OA is qualified for a total of 5.7 EFPY for tube wear and 6 CD cycles for tie rod bowing through Cycles 30, 31, and 32.

3.4.1 Broached TSP Wear

Broached TSP wear is the main form of degradation in the ANO-1 SGs. As there are slightly more than 2500 wear indications per SG, the 1R29 OA used a full bundle, fully probabilistic model. This approach samples from a distribution of structural effective lengths and depths for each individual flaw depth returned to service to arrive at the overall bundle probability of survival for a given SG. The full bundle analysis treats TSP wear indications as Axial Partial Through-wall Degradation less than 135° in circumferential extent. The OA methodology was based on using the probability of burst, namely $3\Delta P$, of 4050 psid as outlined in the Degradation Assessment over 5.7 EFPY.

During the 1R29 outage, structural lengths and depths were obtained from 57 TSP wear indications in SG B that were line-by-line sized using the array coil results. An additional 257 TSP wear indications from 1R21 through 1R26 were also line-by-line sized using the array coil results. The selection of indications for profiling was based on a combination of factors including depth and location in the SG (periphery versus inner bundle) to provide a comprehensive range applicable for all TSP wear indications.

A K_{unin} fit was used to model the NDE growth rate distributions for SG A and SG B based on the 1R29 actual growth rates. This is a conservative approach as TSP wear rates typically show attenuation over time and has been seen at ANO-1. For SG A, the entire SG bundle was modeled. For SG B, the periphery and inner bundle were modeled with

two different K_{unin} fits. Additionally, as SG B shows an increasing growth the larger the radius, the K_{unin} fit was chosen to bound the more conservative distribution.

The Full Bundle Model analyzes three different populations of TSP wear: Return to Service (RTS) indications, Probability of Detection (POD) indications, and New (NEW) indications that initiate at multiple times between 1R26 and 1R29. The depths of the NEW indications are determined by sampling from a K_{unin} fit based on the actual new indication distribution seen at 1R29.

In summary, the act of treating each SG separately and segregating SG B into multiple populations of TSP wear, along with using a conservative cycle length and bounding K_{unin} fit for growth rates, acts to provide reasonable assurance that the final probability of survival (POS) estimates for broached TSP wear are conservative for operating cycles 30, 31, and 32. "Sweep method" full bundle model runs were made in addition to the "power method" runs and provided similar POS results. The "sweep method" runs a Monte Carlo cycle for each individual wear in each population and can provide more detailed information on the end of cycle (EOC) population such as identifying each wear scars' beginning of cycle (BOC) and corresponding EOC depths.

3.4.2 Drilled TSP Wear

A conservative deterministic approach is used for drilled TSP wear which takes the depth of the larger of the two drilled TSP wear indications detected and uses a worst-case repeat growth rate coupled with sizing errors to show that a bounding 1.18 inch wear scar produces an EOC allowable structural depth of approximately 50% TW to meet the 3 Δ P burst pressure of 4050 psi with a 95% probability at 50% confidence. The 50% TW value was obtained using the Framatome implementation of the Flaw Handbook Calculator burst pressure calculation where the burst equation and material property uncertainties are accounted for by a Monte Carlo process. The 1.18 inch bounding length is chosen based on the width of the TSP, which is greater than the length of the drilled TSP wear indications of 0.31 inches. The structural limit is conservatively determined using the methodology defined by the EPRI Flaw Handbook Calculator for 360° Uniform Thinning over a finite length.

Since the bounding projected depth of 42% TW does not exceed the allowable depth of 54% TW, structural integrity under 3 Δ P is satisfied.

3.4.3 TTW and TRW

Since TRW flaws were confirmed to have similar morphology as TTW and use the same qualified detection and sizing technique, both mechanisms are evaluated together in this section. A conservative deterministic approach is used for TTW and TRW which uses a worst case repeat growth rate coupled with 95% percentile sizing errors to show that an 11 inch bounding wear scar produces an EOC allowable structural depth of approximately 54% TW to meet the 3 Δ P burst pressure of 4050 psi with a 95% probability at 50% confidence. The 54.1% TW value was obtained using the Framatome implementation of the Flaw Handbook Calculator burst pressure calculation where the burst equation and material property uncertainties are accounted for by a Monte Carlo

process. The 11 inch bounding length is chosen based off the maximum measured TTW and TRW lengths. The structural limit is conservatively determined using the methodology defined by the EPRI Flaw Handbook Calculator for 360° Uniform Thinning over a finite length.

Since the bounding projected depth of 34% TW does not exceed the allowable depth of 54% TW, structural integrity under 3ΔP is satisfied.

3.5 Number and Percentage of Tubes Plugged to Date, and the Effective Plugging Percentage in Each SG

The aggregate plugging information is listed in Table 3.5.1 below.

**Table 3.5.1
Cumulative Plugs in Service**

SG A				
Year	Outage	Installed	Cumulative	% Plugged
2004	Fabrication	2 (welded)	2	0.013
2005	Baseline (1R19)	0	2	0.013
2007	First ISI 1R20	0	2	0.013
2008	1R21	8	10	0.064
2010	1R22	0	10	0.064
2011	1R23	7	17	0.109
2013	1R24	7	24	0.154
2016	1R26	19	43	0.276
2021	1R29	4	47	0.301
SG B				
Year	Outage	Installed	Cumulative	% Plugged
2005	Fabrication	0	0	0
2005	Baseline (1R19)	0	0	0
2007	First ISI 1R20	1	1	0.006
2008	1R21	5	6	0.038
2010	1R22	0	6	0.038
2011	1R23	9	15	0.096
2013	1R24	9	24	0.154
2016	1R26	13	37	0.237
2021	1R29	23	60	0.385

Note: 15597 tubes per generator

3.6 SG Secondary Side Inspection Results

Secondary Side Inspections (SSI) were identified as a "contingent activity" under scope expansions on primary side eddy current testing (ECT) results. ECT results identified no foreign object wear. All potential loose part (PLP) indications identified were either historical, showing no change in ECT signal, affecting only one or two tubes and not considered a concern of tube integrity, or were preventively plugged; therefore, no SSI activities were performed during 1R29.

3.7 Channel Head Visual Inspections

Remote visual examinations of the primary channel heads (hot leg and cold leg in each SG) were performed upon removal of the primary manways (i.e., as-found) and immediately prior to re-installation of the manways (i.e., as-left). During this time the channel head was also inspected according to the NSAL 12-1 requirements. No degradation of the cladding, welds, or structures was identified within the channel heads. All previously installed plugs in both channel heads of each SG were visually examined. No plug deficiencies were identified.

4.0 References

- 1 Entergy Operations, Inc. (Entergy) letter to the Nuclear Regulatory Commission (NRC), "Steam Generator Tube Inspection Report – 1R29," (ML21295A720) (1CAN102104), dated October 22, 2021
- 2 Entergy letter to the NRC, "Application to Revise Technical Specifications to Adopt TSTF 577, "Revised Frequencies for Steam Generator Tube Inspections," (ML21182A158), dated July 1, 2021

Enclosure 1, Attachment 1

CNRO2022-00005

**Arkansas Nuclear One, Unit 1
SG A TSP Wear (Broached)**

Arkansas Nuclear One, Unit 1 SG A TSP Wear (Broached)						
SG	Row	Col	%TW	Elev	Offset	Voltage
SG A	1	5	18	13S	-0.80	0.33
SG A	1	6	18	13S	-0.73	0.41
SG A	1	16	7	10S	0.39	0.15
SG A	1	17	7	10S	0.36	0.13
SG A	1	19	9	10S	0.41	0.19
SG A	1	19	13	13S	-0.88	0.29
SG A	1	20	13	13S	-0.78	0.23
SG A	1	20	15	14S	-0.84	0.27
SG A	1	23	8	10S	0.41	0.16
SG A	2	4	9	13S	-0.73	0.17
SG A	2	18	14	14S	0.30	0.24
SG A	2	22	10	10S	0.42	0.15
SG A	2	24	18	13S	-0.72	0.34
SG A	2	26	13	10S	0.45	0.21
SG A	2	26	15	13S	-0.76	0.26
SG A	2	27	10	10S	0.39	0.20
SG A	2	28	11	13S	-0.74	0.18
SG A	3	5	11	13S	-0.70	0.18
SG A	3	11	5	10S	0.49	0.07
SG A	3	23	9	10S	0.04	0.14
SG A	3	27	11	13S	-0.76	0.18
SG A	4	6	11	13S	-0.75	0.23
SG A	4	15	12	10S	-0.77	0.19
SG A	4	19	16	13S	0.34	0.29
SG A	4	22	15	14S	0.32	0.27
SG A	4	23	10	14S	0.26	0.20
SG A	4	24	7	10S	0.02	0.10
SG A	4	25	15	10S	0.04	0.32
SG A	5	1	11	12S	-0.68	0.18
SG A	5	3	10	13S	-0.73	0.22
SG A	5	18	17	12S	-0.75	0.30
SG A	5	19	8	10S	-0.73	0.16
SG A	5	19	9	12S	-0.84	0.18
SG A	5	20	18	10S	-0.75	0.32
SG A	5	22	6	10S	-0.68	0.10
SG A	5	22	16	13S	0.36	0.28
SG A	5	22	10	14S	0.28	0.15

Arkansas Nuclear One, Unit 1 SG A TSP Wear (Broached)						
SG	Row	Col	%TW	Elev	Offset	Voltage
SG A	5	23	11	10S	-0.77	0.22
SG A	5	24	8	12S	-0.74	0.12
SG A	5	25	12	12S	-0.84	0.26
SG A	5	25	13	13S	-0.75	0.27
SG A	5	25	11	13S	0.21	0.23
SG A	5	25	11	14S	0.22	0.22
SG A	5	26	10	10S	-0.65	0.18
SG A	5	26	15	12S	-0.76	0.30
SG A	5	26	20	13S	0.28	0.42
SG A	5	27	12	10S	-0.68	0.21
SG A	5	27	16	12S	-0.80	0.27
SG A	5	27	13	13S	-0.78	0.20
SG A	5	28	7	10S	-0.75	0.13
SG A	5	28	18	10S	0.09	0.41
SG A	5	29	19	10S	0.11	0.35
SG A	6	2	11	13S	-0.73	0.23
SG A	6	6	19	10S	-0.68	0.46
SG A	6	7	11	10S	-0.66	0.17
SG A	6	9	21	10S	-0.68	0.41
SG A	6	13	11	10S	-0.68	0.17
SG A	6	14	10	13S	-0.77	0.21
SG A	6	15	17	10S	-0.68	0.30
SG A	6	15	13	13S	0.32	0.22
SG A	6	16	14	10S	-0.75	0.32
SG A	6	17	11	10S	-0.72	0.18
SG A	6	18	7	10S	-0.66	0.13
SG A	6	19	16	10S	-0.68	0.29
SG A	6	19	11	12S	-0.78	0.18
SG A	6	19	13	13S	0.38	0.22
SG A	6	20	9	09S	-0.73	0.19
SG A	6	20	9	15S	0.37	0.18
SG A	6	21	8	12S	-0.82	0.13
SG A	6	24	16	13S	0.26	0.35
SG A	6	25	10	12S	-0.83	0.15
SG A	6	26	9	12S	-0.72	0.14
SG A	6	26	23	13S	0.26	0.45
SG A	6	26	12	14S	-0.72	0.19

Arkansas Nuclear One, Unit 1 SG A TSP Wear (Broached)						
SG	Row	Col	%TW	Elev	Offset	Voltage
SG A	6	26	14	14S	0.28	0.24
SG A	6	29	9	09S	-0.77	0.17
SG A	6	30	10	09S	-0.70	0.17
SG A	6	30	8	12S	-0.79	0.14
SG A	6	30	9	13S	-0.79	0.17
SG A	6	31	16	09S	-0.72	0.28
SG A	6	31	12	12S	-0.76	0.19
SG A	6	32	8	10S	-0.64	0.15
SG A	6	32	9	10S	0.02	0.19
SG A	6	32	14	12S	-0.84	0.32
SG A	6	33	10	10S	0.02	0.16
SG A	6	35	10	15S	0.21	0.16
SG A	6	37	10	13S	0.32	0.15
SG A	6	38	18	13S	0.28	0.43
SG A	6	39	13	13S	0.26	0.21
SG A	6	39	10	14S	0.24	0.15
SG A	6	41	10	09S	0.38	0.15
SG A	7	1	25	13S	-0.65	0.53
SG A	7	1	11	13S	0.47	0.18
SG A	7	2	14	13S	-0.70	0.24
SG A	7	3	11	13S	-0.73	0.24
SG A	7	6	14	10S	-0.73	0.23
SG A	7	6	17	13S	-0.72	0.30
SG A	7	6	11	13S	0.55	0.19
SG A	7	7	10	10S	-0.73	0.19
SG A	7	9	17	10S	-0.73	0.39
SG A	7	10	25	10S	-0.68	0.66
SG A	7	12	7	10S	-0.75	0.14
SG A	7	13	11	10S	-0.70	0.19
SG A	7	14	9	10S	-0.77	0.18
SG A	7	15	16	10S	-0.70	0.29
SG A	7	16	11	13S	0.30	0.23
SG A	7	17	14	09S	-0.70	0.23
SG A	7	17	25	10S	-0.70	0.52
SG A	7	17	12	12S	-0.70	0.20
SG A	7	17	13	13S	0.34	0.23
SG A	7	21	13	09S	-0.72	0.21

Arkansas Nuclear One, Unit 1 SG A TSP Wear (Broached)						
SG	Row	Col	%TW	Elev	Offset	Voltage
SG A	7	28	11	10S	0.28	0.18
SG A	7	28	11	12S	-0.83	0.18
SG A	7	32	18	09S	-0.72	0.35
SG A	7	32	12	12S	0.36	0.21
SG A	7	33	12	09S	-0.72	0.22
SG A	7	33	15	13S	0.32	0.30
SG A	7	34	15	12S	-0.74	0.27
SG A	7	35	9	10S	0.04	0.16
SG A	7	35	10	12S	-0.79	0.18
SG A	7	37	11	10S	0.15	0.17
SG A	7	38	6	10S	0.00	0.24
SG A	7	38	11	12S	-0.86	0.11
SG A	7	41	19	13S	0.34	0.35
SG A	7	42	13	13S	-0.77	0.27
SG A	7	42	12	13S	0.30	0.26
SG A	8	1	23	13S	-0.66	0.47
SG A	8	1	13	13S	0.53	0.23
SG A	8	9	16	10S	-0.70	0.29
SG A	8	11	12	10S	-0.68	0.19
SG A	8	14	13	10S	-0.73	0.28
SG A	8	14	10	12S	-0.82	0.21
SG A	8	16	15	09S	-0.71	0.34
SG A	8	17	20	09S	-0.73	0.51
SG A	8	19	15	09S	-0.75	0.34
SG A	8	19	17	10S	-0.77	0.38
SG A	8	20	15	09S	-0.59	0.26
SG A	8	29	10	12S	-0.81	0.19
SG A	8	29	10	12S	0.34	0.18
SG A	8	30	13	12S	-0.71	0.22
SG A	8	31	13	12S	-0.81	0.26
SG A	8	33	14	15S	0.21	0.28
SG A	8	34	19	09S	-0.70	0.37
SG A	8	34	15	12S	-0.81	0.26
SG A	8	34	18	13S	0.26	0.34
SG A	8	35	12	09S	0.40	0.23
SG A	8	35	16	13S	0.25	0.33
SG A	8	36	18	12S	-0.79	0.33

Arkansas Nuclear One, Unit 1 SG A TSP Wear (Broached)						
SG	Row	Col	%TW	Elev	Offset	Voltage
SG A	8	36	10	15S	0.20	0.17
SG A	8	37	13	12S	-0.85	0.26
SG A	8	38	11	12S	-0.83	0.18
SG A	8	38	11	14S	0.19	0.18
SG A	8	39	12	09S	-0.70	0.23
SG A	8	39	17	12S	-0.87	0.36
SG A	8	39	15	13S	0.34	0.31
SG A	8	39	13	14S	0.26	0.24
SG A	8	39	9	15S	-0.90	0.16
SG A	8	40	26	12S	-0.74	0.56
SG A	8	40	10	15S	0.20	0.16
SG A	8	41	14	09S	-0.66	0.28
SG A	8	45	12	14S	0.26	0.23
SG A	8	47	10	14S	0.28	0.19
SG A	8	48	12	14S	-0.75	0.20
SG A	8	49	17	14S	-0.79	0.36
SG A	8	50	11	14S	0.28	0.19
SG A	8	51	8	14S	0.26	0.14
SG A	9	1	12	13S	-0.64	0.19
SG A	9	2	10	13S	0.43	0.20
SG A	9	3	12	13S	-0.70	0.20
SG A	9	3	10	13S	0.55	0.17
SG A	9	4	10	13S	0.41	0.21
SG A	9	7	11	10S	-0.66	0.17
SG A	9	8	7	10S	-0.73	0.14
SG A	9	9	24	10S	-0.68	0.62
SG A	9	10	6	10S	0.53	0.09
SG A	9	11	13	13S	-0.75	0.28
SG A	9	11	12	13S	0.34	0.25
SG A	9	12	7	09S	0.47	0.13
SG A	9	12	21	10S	-0.68	0.53
SG A	9	17	8	09S	0.39	0.15
SG A	9	17	13	10S	-0.73	0.27
SG A	9	31	10	05S	0.39	0.18
SG A	9	31	13	12S	-0.81	0.24
SG A	9	32	14	12S	0.24	0.32
SG A	9	34	13	05S	-0.66	0.22

Arkansas Nuclear One, Unit 1 SG A TSP Wear (Broached)						
SG	Row	Col	%TW	Elev	Offset	Voltage
SG A	9	34	11	05S	0.40	0.18
SG A	9	40	17	12S	-0.76	0.32
SG A	9	40	10	14S	-0.81	0.17
SG A	9	42	14	12S	-0.81	0.25
SG A	9	42	16	13S	0.30	0.29
SG A	9	43	19	09S	-0.68	0.40
SG A	9	43	17	12S	-0.72	0.35
SG A	9	45	11	15S	0.24	0.21
SG A	9	48	11	15S	0.22	0.18
SG A	9	50	10	14S	0.19	0.17
SG A	9	52	14	10S	0.00	0.23
SG A	9	53	10	14S	0.21	0.18
SG A	9	54	10	14S	0.24	0.17
SG A	9	56	13	13S	-0.79	0.23
SG A	9	57	13	13S	-0.85	0.24
SG A	10	1	11	13S	-0.60	0.18
SG A	10	1	14	13S	0.51	0.25
SG A	10	2	11	13S	0.45	0.22
SG A	10	3	23	13S	0.51	0.45
SG A	10	9	25	10S	-0.68	0.68
SG A	10	10	19	10S	-0.68	0.35
SG A	10	13	7	10S	-0.64	0.11
SG A	10	14	11	10S	-0.75	0.24
SG A	10	15	15	10S	-0.70	0.26
SG A	10	17	10	10S	-0.73	0.17
SG A	10	19	10	06S	-0.70	0.16
SG A	10	19	12	10S	-0.74	0.19
SG A	10	36	11	15S	0.25	0.19
SG A	10	38	10	12S	-0.83	0.16
SG A	10	40	18	12S	-0.81	0.34
SG A	10	42	14	12S	-0.81	0.24
SG A	10	44	12	12S	-0.79	0.20
SG A	10	49	10	15S	0.22	0.18
SG A	10	52	14	15S	0.19	0.24
SG A	10	53	12	13S	0.28	0.22
SG A	10	53	13	14S	0.21	0.26
SG A	10	54	12	14S	0.21	0.20

Arkansas Nuclear One, Unit 1 SG A TSP Wear (Broached)						
SG	Row	Col	%TW	Elev	Offset	Voltage
SG A	10	56	8	14S	0.24	0.12
SG A	10	57	10	14S	0.21	0.19
SG A	10	58	11	14S	0.19	0.18
SG A	10	59	10	14S	-0.79	0.18
SG A	10	60	8	10S	-0.13	0.14
SG A	10	61	13	13S	0.30	0.26
SG A	10	61	7	14S	0.21	0.13
SG A	10	62	13	14S	0.21	0.22
SG A	10	63	15	14S	0.23	0.31
SG A	10	65	18	13S	-0.71	0.34
SG A	11	1	16	13S	-0.62	0.28
SG A	11	1	22	13S	0.53	0.44
SG A	11	2	12	13S	0.49	0.21
SG A	11	2	11	14S	-0.73	0.18
SG A	11	2	13	14S	0.46	0.22
SG A	11	5	14	10S	-0.69	0.31
SG A	11	6	8	10S	0.55	0.13
SG A	11	6	10	13S	0.51	0.15
SG A	11	7	13	13S	0.41	0.28
SG A	11	8	19	10S	-0.64	0.36
SG A	11	8	14	12S	-0.76	0.25
SG A	11	10	13	10S	-0.68	0.22
SG A	11	11	14	10S	-0.69	0.29
SG A	11	11	16	13S	0.37	0.37
SG A	11	12	29	10S	-0.68	0.86
SG A	11	14	20	10S	-0.54	0.43
SG A	11	14	8	12S	-0.65	0.14
SG A	11	15	11	10S	-0.66	0.24
SG A	11	16	14	10S	-0.68	0.33
SG A	11	27	14	15S	0.27	0.23
SG A	11	41	11	12S	-0.81	0.18
SG A	11	43	25	12S	-0.68	0.53
SG A	11	48	9	15S	0.18	0.17
SG A	11	49	15	15S	-0.96	0.27
SG A	11	50	14	15S	0.20	0.25
SG A	11	51	16	12S	-0.81	0.33
SG A	11	51	12	15S	0.18	0.23

Arkansas Nuclear One, Unit 1 SG A TSP Wear (Broached)						
SG	Row	Col	%TW	Elev	Offset	Voltage
SG A	11	52	10	10S	-0.72	0.16
SG A	11	54	16	13S	0.30	0.29
SG A	11	54	14	14S	-0.70	0.24
SG A	11	55	10	09S	0.36	0.18
SG A	11	58	11	14S	-0.81	0.18
SG A	11	59	9	14S	0.23	0.17
SG A	11	62	10	14S	-0.81	0.17
SG A	11	64	14	10S	0.04	0.25
SG A	11	65	7	10S	-0.11	0.12
SG A	11	68	17	13S	-0.77	0.32
SG A	12	1	16	13S	0.49	0.28
SG A	12	2	11	13S	0.47	0.22
SG A	12	3	13	13S	-0.64	0.23
SG A	12	7	19	10S	-0.62	0.36
SG A	12	8	12	10S	-0.73	0.25
SG A	12	8	13	12S	-0.63	0.29
SG A	12	8	13	13S	0.43	0.28
SG A	12	9	21	10S	-0.68	0.40
SG A	12	11	23	10S	-0.70	0.60
SG A	12	12	12	10S	-0.72	0.20
SG A	12	13	12	10S	-0.69	0.25
SG A	12	14	15	10S	-0.74	0.26
SG A	12	15	11	10S	-0.68	0.22
SG A	12	15	5	10S	0.38	0.10
SG A	12	22	8	09S	-0.66	0.13
SG A	12	37	12	15S	0.18	0.22
SG A	12	42	18	12S	-0.77	0.34
SG A	12	42	13	12S	0.26	0.21
SG A	12	45	14	15S	0.16	0.27
SG A	12	48	16	15S	-0.92	0.28
SG A	12	55	14	13S	0.30	0.30
SG A	12	57	8	15S	-0.79	0.15
SG A	12	57	10	15S	0.21	0.21
SG A	12	63	11	14S	-0.79	0.23
SG A	12	65	10	06S	-0.70	0.21
SG A	13	1	16	13S	0.49	0.35
SG A	13	2	12	13S	0.41	0.23

Arkansas Nuclear One, Unit 1 SG A TSP Wear (Broached)						
SG	Row	Col	%TW	Elev	Offset	Voltage
SG A	13	10	18	10S	-0.69	0.41
SG A	13	11	23	10S	-0.72	0.57
SG A	13	12	15	10S	-0.71	0.33
SG A	13	13	21	10S	-0.68	0.51
SG A	13	14	13	10S	-0.60	0.26
SG A	13	16	21	10S	-0.71	0.49
SG A	13	38	14	15S	0.22	0.27
SG A	13	51	12	15S	0.19	0.23
SG A	13	57	8	09S	-0.68	0.17
SG A	13	59	9	12S	-0.83	0.18
SG A	13	60	8	09S	0.40	0.14
SG A	13	60	11	10S	0.04	0.20
SG A	13	61	12	12S	-0.81	0.26
SG A	13	61	13	13S	-0.74	0.28
SG A	13	61	10	14S	0.24	0.19
SG A	13	67	11	14S	0.24	0.23
SG A	13	74	17	13S	-0.87	0.39
SG A	14	11	7	10S	-0.68	0.11
SG A	14	12	6	12S	-0.75	0.12
SG A	14	15	11	10S	-0.70	0.21
SG A	14	15	7	11S	-0.75	0.12
SG A	14	16	14	10S	-0.73	0.29
SG A	14	16	14	14S	-0.77	0.29
SG A	14	17	7	07S	-0.68	0.13
SG A	14	18	12	10S	-0.75	0.26
SG A	14	19	17	10S	-0.70	0.35
SG A	14	37	11	15S	-0.98	0.19
SG A	14	42	9	15S	0.22	0.17
SG A	14	52	10	15S	0.22	0.18
SG A	14	63	11	13S	0.30	0.24
SG A	14	74	8	10S	-0.06	0.14
SG A	14	77	13	13S	-0.85	0.26
SG A	15	5	8	12S	-0.68	0.14
SG A	15	7	7	10S	-0.70	0.12
SG A	15	10	11	10S	-0.73	0.23
SG A	15	15	11	11S	-0.72	0.19
SG A	15	16	13	10S	-0.75	0.27

Arkansas Nuclear One, Unit 1 SG A TSP Wear (Broached)						
SG	Row	Col	%TW	Elev	Offset	Voltage
SG A	15	16	15	11S	-0.77	0.33
SG A	15	19	14	10S	-0.73	0.28
SG A	15	49	5	09S	-0.70	0.09
SG A	15	55	10	15S	-0.81	0.22
SG A	15	63	12	09S	-0.75	0.27
SG A	15	72	10	09S	-0.72	0.19
SG A	15	80	21	13S	-0.83	0.45
SG A	16	4	6	10S	0.21	0.11
SG A	16	6	14	13S	-0.73	0.29
SG A	16	53	11	15S	0.17	0.22
SG A	16	60	11	15S	-0.94	0.19
SG A	16	61	10	15S	-0.82	0.22
SG A	16	66	12	09S	-0.76	0.22
SG A	16	68	11	14S	0.21	0.21
SG A	16	69	10	09S	-0.75	0.18
SG A	16	73	10	09S	-0.75	0.22
SG A	16	74	12	09S	0.42	0.22
SG A	16	76	6	10S	0.09	0.11
SG A	16	76	10	13S	-0.81	0.18
SG A	16	76	11	14S	0.21	0.20
SG A	17	2	14	11S	-0.72	0.29
SG A	17	5	22	10S	-0.56	0.57
SG A	17	57	11	15S	0.19	0.22
SG A	17	62	16	15S	0.19	0.31
SG A	17	64	10	15S	0.17	0.19
SG A	17	67	11	15S	-0.82	0.23
SG A	17	68	6	10S	-0.81	0.09
SG A	17	68	10	15S	-0.96	0.19
SG A	17	74	18	13S	0.25	0.38
SG A	17	76	11	09S	-0.68	0.20
SG A	17	76	12	12S	-0.81	0.23
SG A	17	76	12	15S	-0.99	0.23
SG A	17	77	12	14S	0.22	0.25
SG A	17	79	10	13S	-0.81	0.22
SG A	17	83	13	13S	-0.83	0.27
SG A	18	7	10	12S	-0.72	0.18
SG A	18	21	8	09S	-0.68	0.14

Arkansas Nuclear One, Unit 1 SG A TSP Wear (Broached)						
SG	Row	Col	%TW	Elev	Offset	Voltage
SG A	18	60	11	15S	-0.99	0.20
SG A	18	76	12	09S	-0.72	0.23
SG A	18	77	12	09S	0.39	0.25
SG A	18	78	15	09S	-0.74	0.29
SG A	18	80	12	10S	0.11	0.25
SG A	19	7	15	10S	-0.68	0.33
SG A	19	48	10	15S	0.17	0.20
SG A	19	51	11	15S	-0.95	0.20
SG A	19	54	11	15S	-0.92	0.22
SG A	19	66	7	09S	-0.73	0.15
SG A	19	71	11	12S	0.34	0.20
SG A	19	72	17	10S	-0.79	0.39
SG A	19	75	13	12S	0.30	0.26
SG A	19	78	11	09S	0.36	0.22
SG A	19	80	23	09S	-0.72	0.58
SG A	19	81	12	13S	0.28	0.25
SG A	19	81	10	14S	0.26	0.21
SG A	19	82	10	10S	0.17	0.21
SG A	19	87	20	13S	-0.78	0.49
SG A	20	43	14	15S	0.22	0.27
SG A	20	65	11	15S	-0.90	0.18
SG A	20	80	19	09S	-0.72	0.34
SG A	20	81	12	09S	-0.70	0.19
SG A	20	81	12	09S	0.36	0.21
SG A	20	82	16	12S	0.30	0.28
SG A	20	85	11	14S	0.26	0.19
SG A	20	89	13	12S	-0.83	0.21
SG A	21	45	6	08S	0.37	0.10
SG A	21	82	14	09S	0.36	0.23
SG A	21	82	11	10S	-0.73	0.19
SG A	21	84	11	10S	0.14	0.19
SG A	21	84	13	12S	-0.87	0.24
SG A	21	85	11	14S	0.21	0.18
SG A	21	87	16	12S	-0.83	0.28
SG A	21	90	23	12S	-0.79	0.51
SG A	22	83	15	10S	-0.75	0.26
SG A	22	83	12	15S	-0.90	0.19

Arkansas Nuclear One, Unit 1 SG A TSP Wear (Broached)						
SG	Row	Col	%TW	Elev	Offset	Voltage
SG A	22	84	13	10S	-0.84	0.22
SG A	22	85	17	09S	-0.73	0.32
SG A	22	85	11	09S	0.36	0.19
SG A	22	85	24	10S	-0.75	0.49
SG A	22	85	11	10S	0.30	0.17
SG A	22	85	11	11S	0.28	0.19
SG A	22	85	21	12S	-0.85	0.42
SG A	22	86	15	12S	-0.89	0.25
SG A	22	88	12	12S	-0.87	0.19
SG A	22	92	15	12S	-0.83	0.25
SG A	22	92	29	13S	-0.87	0.62
SG A	23	33	6	08S	0.43	0.09
SG A	23	40	10	08S	-0.68	0.17
SG A	23	44	11	08S	-0.72	0.19
SG A	23	66	12	11S	-0.90	0.19
SG A	23	72	11	12S	-0.91	0.18
SG A	23	72	15	15S	-0.79	0.27
SG A	23	85	21	10S	-0.81	0.45
SG A	23	86	28	10S	-0.80	0.77
SG A	23	87	21	12S	-0.82	0.43
SG A	23	88	10	12S	-0.89	0.16
SG A	23	88	12	12S	0.30	0.19
SG A	23	89	12	12S	0.30	0.20
SG A	23	93	13	12S	-0.83	0.21
SG A	23	94	18	12S	-0.85	0.34
SG A	24	30	10	08S	-0.72	0.17
SG A	24	31	7	08S	-0.69	0.12
SG A	24	38	9	08S	0.40	0.18
SG A	24	48	9	08S	-0.72	0.14
SG A	24	53	7	08S	0.39	0.10
SG A	24	82	22	15S	-0.82	0.42
SG A	24	83	19	10S	-0.82	0.44
SG A	24	83	12	12S	0.28	0.25
SG A	24	84	9	10S	-0.74	0.14
SG A	24	84	18	12S	-0.84	0.32
SG A	24	85	13	12S	-0.85	0.22
SG A	24	86	13	10S	0.08	0.21

Arkansas Nuclear One, Unit 1 SG A TSP Wear (Broached)						
SG	Row	Col	%TW	Elev	Offset	Voltage
SG A	24	90	18	12S	-0.80	0.31
SG A	24	91	15	12S	-0.85	0.26
SG A	25	30	15	08S	0.40	0.28
SG A	25	31	5	08S	0.45	0.09
SG A	25	34	10	08S	-0.76	0.18
SG A	25	40	8	08S	0.40	0.14
SG A	25	42	9	08S	-0.75	0.16
SG A	25	47	8	08S	0.39	0.14
SG A	25	50	11	08S	-0.70	0.19
SG A	25	52	10	08S	-0.77	0.17
SG A	25	54	9	08S	0.36	0.14
SG A	25	56	12	08S	-0.71	0.19
SG A	25	59	9	08S	-0.70	0.13
SG A	25	62	10	08S	0.38	0.17
SG A	25	64	12	08S	0.36	0.19
SG A	25	82	16	15S	-0.93	0.28
SG A	25	85	14	12S	-0.84	0.23
SG A	25	86	11	14S	0.19	0.19
SG A	25	92	13	14S	0.19	0.22
SG A	25	96	14	12S	-0.81	0.25
SG A	26	29	11	08S	-0.76	0.19
SG A	26	33	11	08S	-0.72	0.19
SG A	26	42	7	08S	0.45	0.12
SG A	26	43	7	08S	-0.74	0.12
SG A	26	47	10	08S	-0.78	0.17
SG A	26	49	13	08S	-0.76	0.23
SG A	26	51	9	08S	-0.74	0.15
SG A	26	52	8	08S	0.41	0.13
SG A	26	54	13	08S	-0.74	0.21
SG A	26	54	7	08S	0.38	0.10
SG A	26	55	8	08S	0.41	0.12
SG A	26	56	9	08S	-0.71	0.15
SG A	26	65	12	08S	-0.72	0.21
SG A	26	65	8	08S	0.34	0.13
SG A	26	67	10	08S	-0.70	0.16
SG A	26	71	8	08S	-0.71	0.12
SG A	26	91	14	12S	-0.85	0.25

Arkansas Nuclear One, Unit 1 SG A TSP Wear (Broached)						
SG	Row	Col	%TW	Elev	Offset	Voltage
SG A	26	92	17	10S	-0.73	0.31
SG A	26	92	16	12S	-0.87	0.29
SG A	26	93	19	12S	-0.79	0.36
SG A	26	94	11	10S	0.13	0.18
SG A	26	94	12	12S	-0.83	0.20
SG A	26	95	6	10S	0.06	0.09
SG A	26	96	15	14S	0.19	0.26
SG A	26	99	12	12S	-0.85	0.19
SG A	27	15	13	10S	-0.64	0.30
SG A	27	27	7	08S	-0.68	0.12
SG A	27	28	9	08S	0.42	0.16
SG A	27	29	7	08S	0.43	0.11
SG A	27	30	10	08S	-0.70	0.18
SG A	27	31	6	08S	-0.71	0.10
SG A	27	32	10	08S	-0.72	0.18
SG A	27	34	10	08S	-0.74	0.18
SG A	27	36	11	08S	-0.72	0.19
SG A	27	36	15	08S	0.45	0.27
SG A	27	38	12	08S	-0.62	0.22
SG A	27	39	9	08S	-0.75	0.15
SG A	27	39	9	08S	0.39	0.15
SG A	27	40	9	08S	-0.75	0.16
SG A	27	41	8	08S	-0.77	0.13
SG A	27	42	8	09S	-0.72	0.13
SG A	27	43	7	08S	-0.71	0.12
SG A	27	45	7	07S	0.45	0.12
SG A	27	46	11	08S	-0.74	0.20
SG A	27	46	12	08S	0.40	0.22
SG A	27	49	10	08S	-0.82	0.18
SG A	27	51	13	08S	-0.84	0.24
SG A	27	51	7	08S	0.37	0.12
SG A	27	54	5	08S	-0.76	0.10
SG A	27	55	7	08S	-0.70	0.11
SG A	27	58	7	08S	-0.75	0.11
SG A	27	63	7	08S	-0.77	0.12
SG A	27	64	6	08S	0.41	0.09
SG A	27	69	8	08S	0.40	0.16

Arkansas Nuclear One, Unit 1 SG A TSP Wear (Broached)						
SG	Row	Col	%TW	Elev	Offset	Voltage
SG A	27	71	7	08S	0.42	0.13
SG A	27	92	14	15S	0.17	0.24
SG A	27	93	17	12S	-0.85	0.31
SG A	27	94	19	12S	-0.90	0.36
SG A	27	94	11	12S	0.28	0.18
SG A	27	95	21	12S	-0.86	0.44
SG A	27	97	8	10S	0.06	0.12
SG A	27	102	11	10S	-0.83	0.18
SG A	28	6	10	12S	-0.68	0.17
SG A	28	8	11	11S	-0.73	0.20
SG A	28	12	16	10S	-0.66	0.30
SG A	28	15	21	10S	-0.64	0.51
SG A	28	16	6	10S	0.47	0.10
SG A	28	27	8	08S	-0.71	0.14
SG A	28	28	10	08S	0.43	0.16
SG A	28	31	8	08S	-0.77	0.14
SG A	28	31	9	08S	0.45	0.16
SG A	28	32	10	08S	-0.72	0.17
SG A	28	35	9	08S	-0.73	0.16
SG A	28	38	13	08S	-0.68	0.22
SG A	28	40	13	08S	-0.75	0.24
SG A	28	41	12	08S	-0.73	0.21
SG A	28	41	8	08S	0.40	0.13
SG A	28	41	8	09S	-0.72	0.14
SG A	28	42	11	08S	-0.79	0.19
SG A	28	43	11	08S	-0.81	0.19
SG A	28	43	8	08S	0.38	0.13
SG A	28	46	13	08S	-0.83	0.23
SG A	28	54	7	08S	0.42	0.13
SG A	28	55	5	08S	-0.75	0.08
SG A	28	56	8	08S	-0.74	0.15
SG A	28	57	8	08S	-0.72	0.13
SG A	28	57	5	08S	0.38	0.07
SG A	28	80	13	15S	0.19	0.26
SG A	28	96	15	12S	-0.83	0.32
SG A	28	96	18	12S	0.21	0.40
SG A	28	97	9	12S	-0.89	0.15

Arkansas Nuclear One, Unit 1 SG A TSP Wear (Broached)						
SG	Row	Col	%TW	Elev	Offset	Voltage
SG A	28	98	13	12S	-0.83	0.26
SG A	29	9	16	10S	0.45	0.30
SG A	29	30	7	08S	0.43	0.12
SG A	29	31	13	08S	-0.66	0.22
SG A	29	32	10	08S	-0.75	0.18
SG A	29	33	16	08S	-0.68	0.30
SG A	29	33	12	08S	0.43	0.22
SG A	29	34	13	08S	-0.75	0.23
SG A	29	34	7	08S	0.43	0.12
SG A	29	41	8	08S	-0.76	0.14
SG A	29	42	12	08S	-0.79	0.23
SG A	29	44	10	08S	-0.79	0.17
SG A	29	49	11	08S	-0.79	0.21
SG A	29	51	15	08S	-0.81	0.28
SG A	29	51	15	08S	0.42	0.29
SG A	29	52	10	08S	-0.81	0.16
SG A	29	56	10	08S	-0.75	0.17
SG A	29	56	5	08S	0.36	0.07
SG A	29	57	9	08S	0.40	0.17
SG A	29	58	15	08S	-0.75	0.28
SG A	29	58	11	08S	0.43	0.19
SG A	29	60	5	08S	0.43	0.08
SG A	29	61	12	08S	-0.77	0.24
SG A	29	61	14	08S	0.40	0.31
SG A	29	62	6	08S	-0.72	0.10
SG A	29	63	13	08S	-0.74	0.26
SG A	29	63	11	08S	0.40	0.21
SG A	29	64	5	08S	0.45	0.08
SG A	29	66	6	08S	0.43	0.10
SG A	29	71	15	08S	0.34	0.32
SG A	29	72	7	08S	0.38	0.11
SG A	29	73	8	08S	0.40	0.16
SG A	29	96	12	12S	-0.88	0.20
SG A	29	97	30	12S	0.28	0.72
SG A	29	98	9	12S	-0.89	0.18
SG A	29	98	16	12S	0.28	0.35
SG A	29	99	12	12S	-0.87	0.20

Arkansas Nuclear One, Unit 1 SG A TSP Wear (Broached)						
SG	Row	Col	%TW	Elev	Offset	Voltage
SG A	30	31	12	08S	-0.72	0.21
SG A	30	32	11	08S	-0.73	0.18
SG A	30	33	17	08S	-0.79	0.34
SG A	30	34	11	08S	-0.75	0.18
SG A	30	36	14	08S	-0.74	0.26
SG A	30	37	12	08S	-0.74	0.22
SG A	30	38	12	08S	-0.76	0.21
SG A	30	39	12	08S	-0.76	0.23
SG A	30	40	11	08S	-0.78	0.18
SG A	30	41	7	08S	-0.72	0.11
SG A	30	42	11	08S	-0.79	0.18
SG A	30	47	15	08S	0.42	0.28
SG A	30	48	12	08S	-0.79	0.21
SG A	30	49	17	08S	-0.78	0.34
SG A	30	51	13	08S	-0.78	0.24
SG A	30	53	14	08S	-0.80	0.26
SG A	30	56	5	08S	-0.75	0.08
SG A	30	67	9	08S	0.40	0.18
SG A	30	68	9	08S	-0.77	0.15
SG A	30	70	4	08S	0.43	0.06
SG A	30	72	5	08S	0.38	0.08
SG A	30	73	9	08S	0.38	0.17
SG A	30	96	12	10S	-0.81	0.20
SG A	30	98	18	12S	-0.87	0.23
SG A	30	98	13	14S	0.17	0.34
SG A	30	99	10	10S	0.08	0.19
SG A	30	99	12	12S	-0.83	0.26
SG A	30	99	8	12S	0.27	0.16
SG A	30	99	13	14S	0.19	0.27
SG A	30	100	11	12S	-0.83	0.18
SG A	31	30	10	08S	-0.70	0.18
SG A	31	32	12	08S	-0.74	0.21
SG A	31	32	8	08S	0.43	0.13
SG A	31	33	7	08S	0.41	0.11
SG A	31	34	16	08S	-0.72	0.31
SG A	31	37	15	08S	-0.75	0.27
SG A	31	38	13	08S	-0.75	0.25

Arkansas Nuclear One, Unit 1 SG A TSP Wear (Broached)						
SG	Row	Col	%TW	Elev	Offset	Voltage
SG A	31	41	13	08S	-0.77	0.23
SG A	31	45	11	08S	-0.79	0.18
SG A	31	50	10	08S	-0.74	0.18
SG A	31	57	9	08S	-0.75	0.18
SG A	31	58	10	08S	-0.77	0.16
SG A	31	67	10	08S	0.41	0.21
SG A	31	70	10	08S	0.40	0.17
SG A	31	75	8	08S	0.36	0.16
SG A	31	79	10	08S	0.36	0.19
SG A	31	98	18	10S	-0.81	0.34
SG A	31	98	15	12S	-0.83	0.27
SG A	31	98	18	12S	0.23	0.33
SG A	31	100	13	10S	0.06	0.23
SG A	31	100	11	12S	0.25	0.19
SG A	31	101	16	10S	0.09	0.34
SG A	32	20	14	10S	0.32	0.24
SG A	32	23	7	08S	-0.68	0.11
SG A	32	25	17	08S	-0.70	0.33
SG A	32	25	10	08S	0.45	0.18
SG A	32	29	10	08S	-0.60	0.18
SG A	32	29	8	08S	0.42	0.15
SG A	32	31	7	08S	0.43	0.10
SG A	32	32	12	08S	-0.74	0.23
SG A	32	32	6	08S	0.49	0.10
SG A	32	33	10	08S	-0.75	0.17
SG A	32	34	11	08S	-0.74	0.20
SG A	32	34	10	08S	0.47	0.18
SG A	32	36	9	08S	-0.64	0.15
SG A	32	45	10	08S	-0.77	0.16
SG A	32	47	11	08S	-0.75	0.19
SG A	32	48	12	08S	-0.76	0.21
SG A	32	49	16	08S	-0.79	0.30
SG A	32	50	13	08S	-0.76	0.24
SG A	32	51	12	08S	-0.79	0.20
SG A	32	52	10	08S	-0.79	0.18
SG A	32	52	10	08S	0.42	0.17
SG A	32	53	13	08S	-0.78	0.23

Arkansas Nuclear One, Unit 1 SG A TSP Wear (Broached)						
SG	Row	Col	%TW	Elev	Offset	Voltage
SG A	32	54	15	08S	-0.76	0.28
SG A	32	65	10	08S	0.40	0.21
SG A	32	67	7	08S	0.42	0.13
SG A	32	70	4	08S	0.43	0.07
SG A	32	73	6	08S	0.40	0.12
SG A	32	81	12	08S	-0.81	0.25
SG A	32	97	21	10S	-0.83	0.49
SG A	32	98	12	12S	-0.85	0.21
SG A	32	98	17	12S	0.28	0.33
SG A	32	99	11	10S	0.15	0.22
SG A	32	99	12	12S	0.21	0.25
SG A	32	100	9	10S	0.08	0.16
SG A	32	100	6	14S	0.17	0.10
SG A	32	102	6	14S	0.21	0.09
SG A	33	18	11	08S	-0.69	0.18
SG A	33	21	9	08S	-0.59	0.16
SG A	33	21	6	09S	-0.66	0.10
SG A	33	21	15	10S	0.40	0.29
SG A	33	22	8	08S	-0.71	0.14
SG A	33	23	6	08S	0.45	0.11
SG A	33	24	13	09S	-0.73	0.22
SG A	33	25	10	08S	-0.74	0.17
SG A	33	29	11	08S	-0.70	0.19
SG A	33	30	7	08S	0.40	0.13
SG A	33	31	11	08S	-0.73	0.24
SG A	33	32	11	08S	-0.77	0.18
SG A	33	34	11	08S	-0.77	0.19
SG A	33	34	11	08S	0.41	0.19
SG A	33	36	15	08S	-0.75	0.27
SG A	33	37	11	08S	-0.76	0.19
SG A	33	37	11	09S	-0.72	0.20
SG A	33	37	11	09S	0.38	0.21
SG A	33	38	14	08S	-0.74	0.24
SG A	33	38	11	08S	0.41	0.19
SG A	33	38	13	09S	-0.77	0.22
SG A	33	40	11	08S	-0.78	0.18
SG A	33	43	10	08S	-0.74	0.18

Arkansas Nuclear One, Unit 1 SG A TSP Wear (Broached)						
SG	Row	Col	%TW	Elev	Offset	Voltage
SG A	33	44	12	08S	-0.75	0.21
SG A	33	45	17	08S	-0.74	0.33
SG A	33	45	12	08S	0.40	0.22
SG A	33	51	11	08S	-0.76	0.19
SG A	33	57	11	08S	-0.72	0.23
SG A	33	58	12	08S	-0.74	0.22
SG A	33	59	10	08S	-0.77	0.20
SG A	33	60	9	08S	-0.76	0.16
SG A	33	61	11	08S	-0.78	0.21
SG A	33	66	12	08S	-0.74	0.21
SG A	33	67	14	08S	-0.72	0.28
SG A	33	71	17	08S	0.38	0.38
SG A	33	72	6	08S	0.40	0.09
SG A	33	73	12	08S	-0.77	0.25
SG A	33	75	9	08S	0.40	0.18
SG A	33	76	9	08S	0.38	0.15
SG A	33	77	9	08S	-0.72	0.17
SG A	33	77	9	08S	0.36	0.17
SG A	33	78	7	08S	0.38	0.11
SG A	33	79	11	11S	-0.91	0.23
SG A	33	80	8	08S	-0.75	0.14
SG A	33	103	15	12S	-0.78	0.31
SG A	34	6	11	09S	-0.67	0.19
SG A	34	6	9	12S	-0.73	0.15
SG A	34	26	11	08S	-0.71	0.18
SG A	34	27	12	08S	-0.64	0.22
SG A	34	34	13	08S	-0.76	0.24
SG A	34	36	6	08S	-0.70	0.10
SG A	34	48	10	08S	-0.78	0.18
SG A	34	51	11	08S	-0.79	0.19
SG A	34	56	11	08S	-0.76	0.21
SG A	34	57	14	08S	-0.81	0.25
SG A	34	69	5	08S	0.45	0.08
SG A	34	75	9	08S	-0.77	0.15
SG A	34	76	10	09S	-0.78	0.19
SG A	34	78	8	08S	-0.77	0.15
SG A	34	79	6	08S	0.40	0.10

Arkansas Nuclear One, Unit 1 SG A TSP Wear (Broached)						
SG	Row	Col	%TW	Elev	Offset	Voltage
SG A	34	82	5	08S	0.43	0.10
SG A	34	103	16	10S	-0.85	0.30
SG A	34	104	15	12S	-0.82	0.32
SG A	34	105	13	12S	-0.87	0.23
SG A	35	21	13	08S	-0.64	0.22
SG A	35	23	8	08S	0.41	0.13
SG A	35	24	12	08S	-0.70	0.23
SG A	35	35	12	08S	-0.72	0.22
SG A	35	38	13	08S	-0.75	0.21
SG A	35	45	12	08S	0.38	0.22
SG A	35	48	12	08S	-0.79	0.21
SG A	35	62	14	08S	-0.70	0.24
SG A	35	62	15	09S	-0.81	0.26
SG A	35	63	13	08S	-0.72	0.28
SG A	35	66	10	08S	-0.76	0.16
SG A	35	76	6	08S	0.36	0.10
SG A	35	77	9	08S	0.45	0.17
SG A	35	80	6	08S	0.40	0.09
SG A	35	82	6	08S	-0.78	0.10
SG A	35	82	9	08S	0.34	0.15
SG A	35	83	8	08S	0.43	0.15
SG A	35	84	7	08S	0.36	0.12
SG A	35	86	9	08S	0.38	0.14
SG A	35	87	7	08S	0.40	0.13
SG A	35	90	7	08S	0.38	0.11
SG A	35	106	6	11S	0.28	0.10
SG A	35	107	14	10S	0.26	0.28
SG A	35	107	9	14S	0.23	0.18
SG A	35	110	13	13S	-0.87	0.22
SG A	36	19	7	08S	0.49	0.12
SG A	36	21	7	08S	0.51	0.11
SG A	36	22	9	08S	0.45	0.16
SG A	36	24	9	08S	-0.68	0.15
SG A	36	25	9	08S	-0.73	0.14
SG A	36	27	10	08S	-0.69	0.17
SG A	36	30	9	08S	-0.68	0.15
SG A	36	32	8	10S	-0.71	0.14

Arkansas Nuclear One, Unit 1 SG A TSP Wear (Broached)						
SG	Row	Col	%TW	Elev	Offset	Voltage
SG A	36	69	11	08S	-0.78	0.23
SG A	36	69	22	08S	0.40	0.51
SG A	36	72	11	08S	-0.76	0.19
SG A	36	78	7	08S	0.49	0.12
SG A	36	82	7	08S	0.40	0.12
SG A	36	84	9	08S	0.38	0.16
SG A	36	87	6	08S	0.30	0.12
SG A	36	89	13	08S	0.30	0.27
SG A	36	107	9	11S	0.30	0.15
SG A	36	107	14	12S	-0.85	0.25
SG A	36	108	10	10S	0.13	0.24
SG A	36	109	10	10S	0.13	0.18
SG A	37	7	8	10S	0.51	0.14
SG A	37	16	15	14S	-0.77	0.27
SG A	37	24	8	08S	0.43	0.12
SG A	37	34	11	08S	-0.69	0.19
SG A	37	38	11	08S	-0.75	0.18
SG A	37	39	15	08S	-0.72	0.28
SG A	37	69	13	09S	-0.76	0.23
SG A	37	77	11	08S	-0.77	0.20
SG A	37	77	15	08S	0.38	0.28
SG A	37	85	10	08S	0.38	0.17
SG A	37	86	10	08S	0.38	0.24
SG A	37	87	13	08S	0.38	0.24
SG A	37	88	5	08S	0.34	0.12
SG A	37	108	9	12S	0.19	0.21
SG A	37	110	11	10S	0.06	0.26
SG A	37	111	10	10S	0.11	0.17
SG A	38	9	12	09S	-0.69	0.22
SG A	38	18	9	08S	-0.68	0.16
SG A	38	20	11	08S	0.51	0.20
SG A	38	23	11	08S	-0.73	0.20
SG A	38	24	9	08S	0.45	0.16
SG A	38	25	12	08S	-0.73	0.22
SG A	38	26	15	08S	-0.70	0.28
SG A	38	27	12	08S	-0.73	0.22
SG A	38	29	9	08S	-0.73	0.16

Arkansas Nuclear One, Unit 1 SG A TSP Wear (Broached)						
SG	Row	Col	%TW	Elev	Offset	Voltage
SG A	38	31	10	09S	0.36	0.18
SG A	38	80	10	08S	0.34	0.24
SG A	38	85	5	08S	0.38	0.12
SG A	38	86	6	08S	-0.81	0.10
SG A	38	89	8	08S	0.36	0.18
SG A	38	109	7	10S	-0.83	0.17
SG A	38	110	9	11S	0.32	0.16
SG A	38	110	12	12S	-0.91	0.22
SG A	38	111	7	10S	-0.74	0.17
SG A	39	23	7	08S	0.49	0.12
SG A	39	25	10	08S	-0.60	0.17
SG A	39	25	8	08S	0.53	0.13
SG A	39	27	8	08S	-0.66	0.13
SG A	39	27	11	08S	0.51	0.18
SG A	39	32	7	08S	0.45	0.12
SG A	39	35	11	08S	-0.76	0.19
SG A	39	89	17	08S	0.36	0.34
SG A	39	89	13	09S	-0.76	0.23
SG A	39	111	6	12S	-0.89	0.09
SG A	39	113	6	14S	0.21	0.10
SG A	40	8	16	11S	-0.73	0.33
SG A	40	9	13	11S	0.42	0.23
SG A	40	19	12	08S	-0.55	0.21
SG A	40	19	9	08S	0.49	0.15
SG A	40	23	14	08S	-0.68	0.25
SG A	40	24	12	08S	-0.73	0.22
SG A	40	25	16	08S	-0.70	0.31
SG A	40	27	15	08S	-0.59	0.29
SG A	40	28	13	08S	-0.66	0.24
SG A	40	31	10	08S	0.51	0.16
SG A	40	33	9	08S	-0.68	0.14
SG A	40	34	11	08S	-0.75	0.21
SG A	40	87	7	08S	-0.80	0.16
SG A	40	89	9	08S	-0.78	0.20
SG A	40	89	6	08S	0.40	0.13
SG A	40	92	16	08S	0.34	0.30
SG A	40	101	11	11S	-0.89	0.28

Arkansas Nuclear One, Unit 1 SG A TSP Wear (Broached)						
SG	Row	Col	%TW	Elev	Offset	Voltage
SG A	41	20	10	08S	-0.57	0.18
SG A	41	21	9	08S	-0.73	0.17
SG A	41	22	11	08S	-0.66	0.19
SG A	41	23	16	08S	-0.73	0.31
SG A	41	24	11	08S	-0.66	0.19
SG A	41	26	11	08S	-0.64	0.19
SG A	41	26	10	09S	0.42	0.18
SG A	41	27	11	08S	-0.73	0.19
SG A	41	28	11	08S	-0.62	0.20
SG A	41	29	15	08S	-0.62	0.30
SG A	41	31	10	08S	-0.73	0.19
SG A	41	32	13	09S	-0.72	0.23
SG A	41	93	7	08S	0.38	0.16
SG A	41	94	6	08S	0.40	0.12
SG A	41	109	13	14S	0.17	0.24
SG A	42	1	11	13S	-0.62	0.18
SG A	42	5	9	10S	0.49	0.15
SG A	42	17	9	08S	-0.62	0.16
SG A	42	17	10	09S	0.47	0.18
SG A	42	20	10	08S	-0.68	0.17
SG A	42	22	11	08S	-0.70	0.19
SG A	42	24	10	08S	-0.68	0.18
SG A	42	25	12	08S	-0.60	0.21
SG A	42	26	11	08S	-0.68	0.20
SG A	42	30	9	08S	-0.74	0.16
SG A	42	87	8	08S	0.40	0.16
SG A	43	2	13	13S	-0.66	0.22
SG A	43	14	5	08S	0.53	0.09
SG A	43	19	14	08S	-0.57	0.28
SG A	43	20	14	08S	-0.69	0.29
SG A	43	21	12	08S	-0.68	0.24
SG A	43	24	12	08S	-0.73	0.23
SG A	43	25	12	08S	-0.61	0.24
SG A	43	26	14	08S	-0.71	0.29
SG A	43	26	16	09S	-0.75	0.34
SG A	43	27	13	08S	-0.67	0.25
SG A	43	32	12	08S	-0.73	0.24

Arkansas Nuclear One, Unit 1 SG A TSP Wear (Broached)						
SG	Row	Col	%TW	Elev	Offset	Voltage
SG A	43	34	10	08S	-0.77	0.19
SG A	43	115	12	12S	-0.80	0.26
SG A	44	15	5	08S	0.54	0.09
SG A	44	22	11	08S	-0.62	0.22
SG A	44	23	12	08S	-0.66	0.24
SG A	44	24	15	08S	-0.59	0.29
SG A	44	25	12	09S	-0.77	0.23
SG A	44	29	11	08S	-0.74	0.22
SG A	44	95	9	08S	0.38	0.18
SG A	44	96	7	08S	0.36	0.16
SG A	44	97	10	08S	0.38	0.19
SG A	45	1	15	13S	-0.62	0.30
SG A	45	1	12	13S	0.47	0.23
SG A	45	1	11	14S	0.49	0.20
SG A	45	5	10	14S	0.41	0.20
SG A	45	15	9	08S	-0.62	0.18
SG A	45	20	17	08S	-0.57	0.34
SG A	45	20	10	09S	-0.66	0.18
SG A	45	22	10	08S	-0.67	0.18
SG A	45	23	10	08S	-0.54	0.22
SG A	45	24	14	08S	-0.70	0.26
SG A	45	24	12	09S	-0.70	0.23
SG A	45	25	11	08S	-0.73	0.23
SG A	45	32	12	08S	-0.66	0.23
SG A	45	35	11	08S	-0.71	0.21
SG A	45	91	7	08S	0.36	0.14
SG A	45	96	7	08S	0.38	0.15
SG A	45	97	9	08S	0.40	0.19
SG A	45	115	8	12S	-0.87	0.17
SG A	46	1	13	13S	-0.66	0.24
SG A	46	1	14	13S	0.47	0.27
SG A	46	11	9	11S	-0.68	0.19
SG A	46	20	8	08S	-0.65	0.14
SG A	46	22	8	08S	0.47	0.15
SG A	46	23	15	08S	-0.63	0.29
SG A	46	23	6	08S	0.54	0.11
SG A	46	24	10	08S	-0.68	0.21

Arkansas Nuclear One, Unit 1 SG A TSP Wear (Broached)						
SG	Row	Col	%TW	Elev	Offset	Voltage
SG A	46	24	12	09S	-0.68	0.25
SG A	46	25	11	08S	-0.64	0.21
SG A	46	26	13	08S	-0.72	0.25
SG A	46	92	6	08S	0.40	0.11
SG A	46	94	6	08S	0.40	0.12
SG A	46	96	9	08S	0.40	0.17
SG A	46	112	10	11S	0.28	0.20
SG A	46	117	11	12S	-0.79	0.27
SG A	46	118	10	12S	-0.89	0.20
SG A	47	7	7	10S	0.51	0.12
SG A	47	17	8	08S	-0.62	0.15
SG A	47	21	10	08S	-0.63	0.20
SG A	47	23	12	08S	-0.65	0.22
SG A	47	27	11	08S	-0.71	0.21
SG A	47	28	11	08S	-0.68	0.21
SG A	47	82	9	08S	0.40	0.15
SG A	47	88	9	08S	-0.76	0.16
SG A	47	94	6	08S	-0.78	0.09
SG A	47	113	9	10S	-0.81	0.18
SG A	47	118	7	14S	0.21	0.15
SG A	48	4	10	11S	-0.64	0.20
SG A	48	5	14	10S	0.30	0.28
SG A	48	22	9	08S	-0.58	0.19
SG A	48	25	11	08S	-0.70	0.23
SG A	48	27	9	08S	-0.58	0.16
SG A	48	28	10	08S	-0.72	0.19
SG A	48	98	5	08S	0.38	0.12
SG A	48	112	9	14S	0.17	0.21
SG A	49	8	9	09S	0.56	0.16
SG A	49	17	9	08S	-0.64	0.17
SG A	49	25	11	08S	-0.61	0.23
SG A	49	29	13	08S	-0.71	0.27
SG A	49	91	11	08S	0.38	0.20
SG A	49	93	15	08S	0.36	0.27
SG A	49	100	7	08S	0.40	0.17
SG A	49	102	9	07S	0.38	0.21
SG A	49	102	8	10S	-0.87	0.17

Arkansas Nuclear One, Unit 1 SG A TSP Wear (Broached)						
SG	Row	Col	%TW	Elev	Offset	Voltage
SG A	49	115	8	10S	-0.80	0.12
SG A	50	17	11	09S	0.49	0.21
SG A	50	31	11	08S	-0.71	0.21
SG A	50	92	9	08S	0.38	0.21
SG A	50	94	8	08S	0.36	0.18
SG A	50	95	11	08S	0.40	0.20
SG A	50	96	10	08S	-0.77	0.24
SG A	51	1	18	13S	-0.62	0.39
SG A	51	7	18	10S	0.17	0.42
SG A	51	8	14	10S	0.42	0.26
SG A	51	18	15	08S	-0.62	0.28
SG A	51	22	14	08S	-0.66	0.27
SG A	51	99	8	09S	-0.78	0.13
SG A	51	100	11	08S	0.36	0.27
SG A	51	101	11	08S	0.40	0.19
SG A	51	104	8	08S	0.38	0.17
SG A	51	111	12	10S	-0.81	0.21
SG A	51	111	21	12S	-0.90	0.43
SG A	51	112	10	10S	-0.81	0.25
SG A	51	112	9	14S	0.19	0.21
SG A	52	16	14	08S	-0.60	0.26
SG A	52	18	12	08S	-0.54	0.24
SG A	52	27	11	09S	0.42	0.21
SG A	52	104	12	08S	0.38	0.22
SG A	52	107	7	08S	0.38	0.16
SG A	52	113	13	09S	0.34	0.31
SG A	52	114	22	10S	-0.80	0.44
SG A	52	118	11	10S	-0.82	0.19
SG A	53	1	17	13S	-0.62	0.35
SG A	53	2	21	13S	0.47	0.48
SG A	53	8	14	10S	0.19	0.29
SG A	53	11	11	09S	0.47	0.20
SG A	53	19	13	08S	-0.62	0.24
SG A	53	20	12	08S	-0.64	0.23
SG A	53	20	8	08S	0.52	0.15
SG A	53	22	18	08S	-0.69	0.39
SG A	53	23	13	08S	-0.68	0.24

Arkansas Nuclear One, Unit 1 SG A TSP Wear (Broached)						
SG	Row	Col	%TW	Elev	Offset	Voltage
SG A	53	24	14	08S	-0.60	0.30
SG A	53	26	12	08S	-0.62	0.24
SG A	53	95	11	08S	0.38	0.19
SG A	53	97	12	08S	0.38	0.21
SG A	53	98	9	08S	0.38	0.22
SG A	53	116	10	14S	0.13	0.25
SG A	53	121	13	12S	0.25	0.23
SG A	53	122	4	14S	0.17	0.08
SG A	53	123	10	12S	-0.84	0.18
SG A	53	123	11	14S	0.21	0.19
SG A	54	3	10	13S	-0.66	0.19
SG A	54	9	10	09S	0.52	0.20
SG A	54	11	10	09S	0.49	0.20
SG A	54	19	11	08S	0.54	0.18
SG A	54	20	15	08S	-0.66	0.27
SG A	54	21	10	08S	-0.60	0.17
SG A	54	21	10	08S	0.54	0.17
SG A	54	22	12	08S	-0.70	0.21
SG A	54	23	13	08S	-0.71	0.23
SG A	54	24	16	08S	-0.63	0.30
SG A	54	25	12	08S	-0.75	0.22
SG A	54	26	14	08S	-0.70	0.25
SG A	54	27	10	08S	-0.70	0.18
SG A	54	28	13	08S	-0.72	0.22
SG A	54	31	9	08S	-0.71	0.15
SG A	54	95	9	06S	-0.74	0.15
SG A	54	96	11	08S	0.38	0.26
SG A	54	106	7	08S	0.38	0.16
SG A	54	109	9	08S	-0.72	0.15
SG A	54	109	12	08S	0.36	0.21
SG A	54	114	15	09S	0.34	0.40
SG A	54	115	12	12S	-0.89	0.20
SG A	54	116	15	10S	-0.79	0.40
SG A	54	119	18	10S	-0.78	0.34
SG A	54	121	10	10S	0.00	0.18
SG A	54	121	8	11S	0.30	0.14
SG A	54	123	8	12S	-0.85	0.13

Arkansas Nuclear One, Unit 1 SG A TSP Wear (Broached)						
SG	Row	Col	%TW	Elev	Offset	Voltage
SG A	54	124	12	12S	-0.79	0.30
SG A	55	8	9	09S	0.55	0.17
SG A	55	9	15	09S	0.55	0.31
SG A	55	12	12	09S	0.45	0.22
SG A	55	19	12	08S	-0.66	0.22
SG A	55	22	11	08S	-0.66	0.18
SG A	55	23	19	08S	-0.68	0.37
SG A	55	24	13	08S	-0.72	0.23
SG A	55	26	14	08S	-0.72	0.26
SG A	55	27	11	08S	-0.66	0.19
SG A	55	28	13	08S	-0.72	0.22
SG A	55	28	10	08S	0.49	0.17
SG A	55	30	12	08S	-0.74	0.20
SG A	55	31	11	08S	0.47	0.18
SG A	55	31	11	09S	0.41	0.19
SG A	55	32	12	08S	-0.74	0.21
SG A	55	93	11	08S	0.38	0.19
SG A	55	94	11	08S	0.41	0.27
SG A	55	95	12	08S	0.38	0.21
SG A	55	99	10	08S	0.34	0.17
SG A	55	101	14	08S	-0.78	0.24
SG A	55	101	12	08S	0.40	0.21
SG A	55	102	10	08S	0.36	0.23
SG A	55	103	11	08S	0.38	0.20
SG A	55	116	11	11S	0.23	0.27
SG A	55	118	10	11S	0.23	0.25
SG A	55	119	17	11S	0.25	0.33
SG A	55	119	10	12S	-0.89	0.18
SG A	55	121	12	09S	-0.83	0.20
SG A	55	121	19	10S	-0.78	0.37
SG A	55	121	13	10S	0.11	0.24
SG A	55	121	13	11S	0.27	0.24
SG A	55	121	18	12S	0.25	0.34
SG A	55	122	20	09S	-0.75	0.56
SG A	55	122	11	09S	0.36	0.26
SG A	55	122	12	11S	0.28	0.29
SG A	55	123	11	12S	-0.88	0.18

Arkansas Nuclear One, Unit 1 SG A TSP Wear (Broached)						
SG	Row	Col	%TW	Elev	Offset	Voltage
SG A	56	7	7	09S	-0.66	0.12
SG A	56	7	10	10S	0.58	0.18
SG A	56	8	18	09S	0.50	0.31
SG A	56	19	10	08S	-0.60	0.17
SG A	56	19	8	08S	0.45	0.13
SG A	56	20	12	08S	-0.64	0.23
SG A	56	20	10	08S	0.52	0.17
SG A	56	21	14	08S	-0.62	0.25
SG A	56	23	16	08S	-0.66	0.30
SG A	56	24	17	08S	-0.64	0.32
SG A	56	26	12	08S	-0.66	0.23
SG A	56	27	11	08S	-0.72	0.19
SG A	56	28	10	08S	-0.67	0.18
SG A	56	28	11	08S	0.49	0.20
SG A	56	29	12	08S	-0.70	0.21
SG A	56	102	15	08S	0.36	0.28
SG A	56	118	10	09S	0.32	0.16
SG A	56	118	13	11S	-0.89	0.23
SG A	56	119	13	10S	-0.77	0.32
SG A	56	120	23	12S	0.19	0.47
SG A	56	120	11	14S	0.15	0.19
SG A	56	121	15	09S	-0.77	0.38
SG A	56	122	23	09S	-0.74	0.47
SG A	56	122	12	11S	0.21	0.22
SG A	56	122	10	12S	-0.93	0.16
SG A	56	123	10	09S	-0.77	0.23
SG A	56	123	11	10S	-0.83	0.26
SG A	56	123	11	12S	0.23	0.28
SG A	56	127	11	12S	-0.87	0.28
SG A	57	20	14	08S	0.45	0.26
SG A	57	21	17	08S	-0.70	0.31
SG A	57	21	7	08S	0.45	0.11
SG A	57	22	13	08S	-0.62	0.24
SG A	57	23	14	08S	-0.64	0.25
SG A	57	25	12	08S	-0.70	0.21
SG A	57	27	13	08S	-0.76	0.23
SG A	57	27	10	09S	-0.74	0.17

Arkansas Nuclear One, Unit 1 SG A TSP Wear (Broached)						
SG	Row	Col	%TW	Elev	Offset	Voltage
SG A	57	30	11	08S	-0.71	0.20
SG A	57	105	16	08S	-0.72	0.33
SG A	57	107	11	07S	-0.68	0.21
SG A	57	107	7	09S	-0.78	0.12
SG A	57	107	10	10S	-0.82	0.19
SG A	57	124	12	12S	-0.83	0.31
SG A	57	125	13	12S	-0.91	0.22
SG A	58	3	12	13S	-0.59	0.23
SG A	58	4	15	13S	-0.69	0.25
SG A	58	20	9	08S	0.40	0.16
SG A	58	21	12	08S	-0.56	0.23
SG A	58	21	7	08S	0.54	0.12
SG A	58	22	12	08S	-0.64	0.20
SG A	58	23	13	08S	-0.60	0.24
SG A	58	24	11	08S	-0.68	0.19
SG A	58	24	7	08S	0.51	0.12
SG A	58	25	11	08S	-0.69	0.21
SG A	58	25	10	08S	0.52	0.19
SG A	58	29	9	08S	-0.71	0.16
SG A	58	33	11	08S	-0.73	0.21
SG A	58	104	10	07S	0.38	0.18
SG A	58	125	16	12S	-0.87	0.33
SG A	59	20	12	08S	-0.51	0.23
SG A	59	21	8	08S	0.49	0.13
SG A	59	29	14	08S	-0.72	0.25
SG A	59	95	10	08S	0.36	0.19
SG A	59	105	10	08S	-0.82	0.19
SG A	59	124	12	10S	-0.79	0.24
SG A	59	124	13	11S	0.21	0.26
SG A	59	125	15	12S	-0.62	0.30
SG A	60	7	12	10S	-0.54	0.23
SG A	60	9	12	11S	-0.64	0.23
SG A	60	21	12	08S	-0.69	0.23
SG A	60	21	6	08S	0.54	0.11
SG A	60	22	12	08S	-0.70	0.21
SG A	60	23	16	08S	-0.58	0.32
SG A	60	24	15	08S	-0.61	0.28

Arkansas Nuclear One, Unit 1 SG A TSP Wear (Broached)						
SG	Row	Col	%TW	Elev	Offset	Voltage
SG A	60	103	12	08S	0.38	0.23
SG A	60	108	14	08S	0.38	0.29
SG A	60	124	16	11S	0.31	0.40
SG A	60	125	12	10S	-0.80	0.23
SG A	60	125	12	12S	-0.85	0.24
SG A	61	21	14	08S	-0.60	0.28
SG A	61	21	6	08S	0.47	0.11
SG A	61	22	15	08S	-0.64	0.27
SG A	61	22	9	08S	0.51	0.15
SG A	61	23	12	08S	-0.64	0.25
SG A	61	100	10	08S	0.36	0.19
SG A	61	101	19	08S	0.36	0.40
SG A	61	103	10	08S	-0.78	0.18
SG A	61	103	11	08S	0.32	0.21
SG A	61	124	14	12S	-0.89	0.28
SG A	61	125	18	10S	-0.74	0.38
SG A	61	125	6	10S	0.21	0.11
SG A	61	125	19	11S	0.27	0.40
SG A	61	125	13	12S	-0.91	0.25
SG A	62	19	11	08S	-0.62	0.18
SG A	62	22	9	08S	-0.68	0.16
SG A	62	26	12	08S	-0.72	0.22
SG A	62	26	9	08S	0.42	0.15
SG A	62	98	11	08S	-0.81	0.21
SG A	62	98	14	08S	0.38	0.29
SG A	62	99	13	08S	0.36	0.24
SG A	62	100	8	08S	-0.77	0.14
SG A	62	107	11	08S	0.38	0.21
SG A	62	122	11	09S	0.36	0.21
SG A	62	122	9	14S	0.17	0.17
SG A	63	19	10	08S	-0.62	0.19
SG A	63	20	13	08S	-0.53	0.23
SG A	63	21	15	08S	-0.62	0.31
SG A	63	22	16	08S	-0.64	0.29
SG A	63	22	6	08S	0.53	0.10
SG A	63	23	13	08S	-0.59	0.25
SG A	63	25	8	08S	-0.68	0.15

Arkansas Nuclear One, Unit 1 SG A TSP Wear (Broached)						
SG	Row	Col	%TW	Elev	Offset	Voltage
SG A	63	26	10	08S	-0.70	0.18
SG A	63	27	10	08S	-0.71	0.18
SG A	63	101	10	08S	0.36	0.18
SG A	63	111	10	08S	0.42	0.19
SG A	63	124	13	12S	-0.96	0.26
SG A	63	125	16	06S	-0.72	0.31
SG A	63	125	18	10S	-0.74	0.38
SG A	63	125	13	11S	-0.82	0.25
SG A	63	125	13	12S	-0.95	0.25
SG A	64	12	13	11S	-0.68	0.23
SG A	64	20	13	08S	-0.61	0.24
SG A	64	22	12	08S	-0.59	0.25
SG A	64	24	12	08S	-0.66	0.21
SG A	64	25	18	08S	-0.72	0.35
SG A	64	25	11	08S	0.44	0.20
SG A	64	27	9	08S	-0.70	0.16
SG A	64	31	10	08S	-0.74	0.17
SG A	64	103	14	06S	-0.72	0.28
SG A	64	103	12	08S	0.32	0.23
SG A	64	103	14	10S	-0.87	0.28
SG A	64	104	15	08S	0.38	0.31
SG A	64	105	14	08S	-0.76	0.27
SG A	64	106	10	06S	0.40	0.19
SG A	64	124	10	14S	0.15	0.19
SG A	64	126	10	14S	0.17	0.20
SG A	65	20	11	08S	-0.63	0.20
SG A	65	21	15	08S	-0.61	0.33
SG A	65	23	11	08S	-0.70	0.23
SG A	65	24	12	08S	-0.65	0.21
SG A	65	26	18	08S	-0.73	0.36
SG A	65	27	8	08S	0.44	0.13
SG A	65	28	13	08S	-0.66	0.24
SG A	65	30	10	08S	-0.73	0.17
SG A	65	31	10	08S	0.42	0.18
SG A	65	32	14	08S	-0.71	0.27
SG A	65	103	11	06S	-0.70	0.21
SG A	65	104	12	05S	-0.68	0.23

Arkansas Nuclear One, Unit 1 SG A TSP Wear (Broached)						
SG	Row	Col	%TW	Elev	Offset	Voltage
SG A	65	104	11	10S	-0.87	0.20
SG A	65	106	12	08S	0.38	0.22
SG A	65	107	10	08S	0.38	0.18
SG A	65	107	19	10S	-0.83	0.40
SG A	65	107	19	10S	0.19	0.41
SG A	65	110	11	07S	0.37	0.25
SG A	65	110	10	09S	-0.67	0.23
SG A	65	110	11	10S	0.25	0.25
SG A	65	125	13	10S	-0.74	0.24
SG A	65	125	14	10S	0.28	0.26
SG A	65	125	14	11S	-0.85	0.27
SG A	65	126	10	06S	-0.66	0.20
SG A	66	17	10	09S	0.49	0.19
SG A	66	20	11	08S	-0.61	0.24
SG A	66	21	8	08S	-0.54	0.14
SG A	66	22	14	08S	-0.65	0.28
SG A	66	23	10	08S	-0.63	0.21
SG A	66	24	13	08S	-0.64	0.24
SG A	66	26	27	08S	-0.70	0.60
SG A	66	27	13	08S	-0.69	0.25
SG A	66	28	13	08S	-0.72	0.23
SG A	66	101	14	08S	-0.78	0.27
SG A	66	106	11	08S	-0.79	0.21
SG A	66	108	10	08S	0.38	0.18
SG A	66	123	11	10S	0.27	0.21
SG A	66	124	12	10S	-0.79	0.24
SG A	66	124	10	11S	0.24	0.18
SG A	66	124	11	12S	0.23	0.22
SG A	66	124	11	14S	0.17	0.21
SG A	66	125	16	06S	-0.74	0.32
SG A	67	2	16	13S	0.53	0.28
SG A	67	4	10	13S	0.47	0.17
SG A	67	20	14	08S	-0.61	0.26
SG A	67	21	9	08S	-0.65	0.16
SG A	67	22	12	08S	-0.61	0.25
SG A	67	23	15	08S	-0.63	0.30
SG A	67	24	12	08S	-0.70	0.25

Arkansas Nuclear One, Unit 1 SG A TSP Wear (Broached)						
SG	Row	Col	%TW	Elev	Offset	Voltage
SG A	67	25	12	08S	-0.67	0.22
SG A	67	26	14	08S	-0.66	0.32
SG A	67	27	15	08S	-0.72	0.27
SG A	67	28	13	08S	-0.68	0.24
SG A	67	29	19	08S	-0.72	0.36
SG A	67	30	14	08S	-0.70	0.27
SG A	67	102	9	07S	-0.72	0.17
SG A	67	105	12	07S	0.38	0.23
SG A	67	105	15	09S	-0.80	0.30
SG A	67	105	11	10S	0.32	0.21
SG A	67	111	15	09S	-0.78	0.23
SG A	67	111	12	10S	-0.85	0.31
SG A	67	124	12	09S	0.32	0.24
SG A	67	124	9	11S	0.28	0.18
SG A	67	125	10	09S	0.36	0.19
SG A	67	125	13	12S	-0.88	0.25
SG A	68	2	14	13S	0.51	0.25
SG A	68	18	11	08S	-0.56	0.21
SG A	68	22	10	08S	-0.66	0.20
SG A	68	24	16	08S	-0.66	0.29
SG A	68	24	8	08S	0.49	0.13
SG A	68	25	12	08S	-0.72	0.23
SG A	68	26	13	08S	-0.68	0.23
SG A	68	27	9	08S	-0.68	0.17
SG A	68	28	23	08S	-0.72	0.49
SG A	68	29	12	08S	-0.73	0.24
SG A	68	31	15	08S	-0.71	0.30
SG A	68	32	12	08S	-0.74	0.20
SG A	68	109	11	09S	-0.83	0.20
SG A	68	113	12	10S	-0.82	0.23
SG A	68	126	10	09S	0.34	0.20
SG A	69	2	12	11S	-0.66	0.23
SG A	69	2	10	13S	0.51	0.20
SG A	69	4	11	10S	0.26	0.21
SG A	69	4	11	13S	-0.64	0.22
SG A	69	24	12	08S	-0.73	0.23
SG A	69	25	7	08S	0.53	0.12

Arkansas Nuclear One, Unit 1 SG A TSP Wear (Broached)						
SG	Row	Col	%TW	Elev	Offset	Voltage
SG A	69	26	13	08S	-0.73	0.25
SG A	69	26	11	09S	-0.73	0.22
SG A	69	27	23	08S	-0.70	0.47
SG A	69	28	13	08S	-0.66	0.25
SG A	69	29	11	08S	-0.72	0.19
SG A	69	102	11	08S	-0.80	0.18
SG A	69	110	13	10S	-0.74	0.25
SG A	69	110	10	10S	0.34	0.18
SG A	69	126	9	09S	0.30	0.21
SG A	69	126	17	11S	0.28	0.43
SG A	69	127	12	10S	-0.82	0.22
SG A	70	1	8	11S	0.54	0.15
SG A	70	3	9	13S	-0.64	0.18
SG A	70	4	11	10S	0.25	0.20
SG A	70	4	17	13S	0.47	0.33
SG A	70	6	10	13S	-0.66	0.17
SG A	70	19	9	08S	-0.64	0.17
SG A	70	20	11	08S	-0.68	0.20
SG A	70	21	9	08S	-0.71	0.16
SG A	70	22	11	09S	-0.66	0.19
SG A	70	23	10	08S	-0.53	0.19
SG A	70	25	11	08S	-0.71	0.22
SG A	70	26	14	08S	-0.68	0.25
SG A	70	28	15	08S	-0.70	0.27
SG A	70	103	13	08S	0.38	0.29
SG A	70	104	12	06S	-0.63	0.21
SG A	70	104	9	07S	0.42	0.14
SG A	70	104	18	09S	-0.76	0.33
SG A	70	105	12	08S	-0.76	0.23
SG A	70	106	10	08S	0.38	0.20
SG A	70	109	12	08S	0.40	0.22
SG A	70	119	12	14S	0.17	0.24
SG A	70	125	17	12S	-0.86	0.34
SG A	71	1	12	11S	-0.60	0.23
SG A	71	4	22	13S	-0.63	0.46
SG A	71	4	14	13S	0.47	0.26
SG A	71	5	12	09S	-0.49	0.23

Arkansas Nuclear One, Unit 1 SG A TSP Wear (Broached)						
SG	Row	Col	%TW	Elev	Offset	Voltage
SG A	71	5	11	13S	-0.67	0.21
SG A	71	21	8	08S	0.49	0.15
SG A	71	23	16	08S	-0.68	0.34
SG A	71	23	8	08S	0.45	0.16
SG A	71	24	17	08S	-0.63	0.33
SG A	71	25	18	08S	-0.70	0.35
SG A	71	26	14	08S	-0.72	0.30
SG A	71	27	18	08S	-0.72	0.35
SG A	71	27	12	08S	0.38	0.21
SG A	71	27	15	09S	0.47	0.28
SG A	71	30	10	08S	-0.71	0.19
SG A	71	31	19	08S	-0.70	0.36
SG A	71	32	13	08S	-0.71	0.27
SG A	71	102	14	08S	0.40	0.24
SG A	71	103	10	08S	-0.78	0.17
SG A	71	104	12	08S	-0.81	0.20
SG A	71	105	20	06S	-0.70	0.38
SG A	71	105	6	07S	0.42	0.10
SG A	71	105	11	08S	0.36	0.19
SG A	71	105	17	09S	-0.76	0.31
SG A	71	105	10	10S	-0.85	0.17
SG A	71	107	11	08S	-0.82	0.20
SG A	71	107	11	08S	0.36	0.19
SG A	71	110	12	08S	0.38	0.28
SG A	71	112	10	08S	0.40	0.22
SG A	71	112	6	10S	-0.81	0.14
SG A	72	1	13	13S	-0.58	0.27
SG A	72	4	13	13S	-0.66	0.24
SG A	72	22	13	08S	-0.57	0.24
SG A	72	24	12	08S	-0.59	0.21
SG A	72	25	18	08S	-0.66	0.35
SG A	72	26	12	08S	-0.71	0.24
SG A	72	27	12	08S	-0.68	0.21
SG A	72	28	10	08S	-0.73	0.20
SG A	72	29	18	08S	-0.70	0.35
SG A	72	31	11	08S	-0.72	0.19
SG A	72	103	7	08S	0.42	0.11

Arkansas Nuclear One, Unit 1 SG A TSP Wear (Broached)						
SG	Row	Col	%TW	Elev	Offset	Voltage
SG A	72	106	13	08S	-0.77	0.30
SG A	72	106	10	08S	0.35	0.22
SG A	72	107	10	08S	-0.78	0.17
SG A	72	109	14	08S	0.38	0.25
SG A	72	109	9	10S	-0.84	0.15
SG A	72	110	12	08S	0.40	0.27
SG A	72	111	15	08S	0.40	0.03
SG A	72	111	10	10S	-0.82	0.16
SG A	72	124	10	10S	0.32	0.22
SG A	72	125	14	11S	0.23	0.26
SG A	73	2	6	11S	0.61	0.09
SG A	73	10	7	09S	0.53	0.11
SG A	73	17	12	08S	-0.66	0.23
SG A	73	18	10	08S	-0.51	0.18
SG A	73	19	10	08S	-0.64	0.19
SG A	73	20	11	08S	-0.61	0.20
SG A	73	25	20	08S	-0.63	0.41
SG A	73	26	13	08S	-0.63	0.27
SG A	73	27	17	08S	-0.66	0.31
SG A	73	28	12	08S	-0.68	0.25
SG A	73	29	16	08S	0.40	0.29
SG A	73	31	11	08S	0.47	0.18
SG A	73	104	12	06S	-0.74	0.21
SG A	73	104	9	09S	-0.82	0.14
SG A	73	105	9	08S	0.38	0.14
SG A	73	107	11	10S	-0.84	0.20
SG A	73	108	13	09S	-0.79	0.32
SG A	73	109	11	07S	0.36	0.19
SG A	73	109	11	08S	-0.74	0.19
SG A	73	110	15	09S	-0.79	0.37
SG A	73	111	11	08S	0.38	0.19
SG A	73	113	10	08S	0.40	0.17
SG A	73	115	12	07S	0.55	0.22
SG A	73	131	24	12S	0.23	0.52
SG A	74	2	23	13S	0.49	0.48
SG A	74	6	8	09S	0.57	0.13
SG A	74	24	11	08S	-0.70	0.18

Arkansas Nuclear One, Unit 1 SG A TSP Wear (Broached)						
SG	Row	Col	%TW	Elev	Offset	Voltage
SG A	74	25	11	08S	-0.71	0.21
SG A	74	26	14	08S	-0.72	0.25
SG A	74	27	11	08S	-0.73	0.21
SG A	74	28	9	08S	-0.74	0.15
SG A	74	30	12	08S	-0.72	0.21
SG A	74	39	13	08S	-0.73	0.26
SG A	74	104	9	08S	-0.78	0.15
SG A	74	107	12	08S	-0.66	0.20
SG A	74	108	12	08S	0.36	0.22
SG A	74	108	10	09S	-0.80	0.18
SG A	74	109	11	07S	0.40	0.24
SG A	74	109	8	08S	-0.76	0.17
SG A	74	109	11	08S	0.38	0.24
SG A	74	109	14	09S	-0.81	0.35
SG A	74	110	10	05S	-0.70	0.17
SG A	74	110	16	06S	-0.61	0.31
SG A	74	110	12	06S	0.40	0.22
SG A	74	110	9	07S	0.42	0.15
SG A	74	110	13	08S	0.36	0.23
SG A	74	110	15	10S	-0.82	0.27
SG A	74	110	13	10S	0.30	0.23
SG A	74	116	9	09S	-0.76	0.15
SG A	74	124	12	11S	0.27	0.21
SG A	75	6	7	09S	-0.62	0.13
SG A	75	15	11	11S	-0.68	0.20
SG A	75	16	10	09S	0.49	0.19
SG A	75	18	9	08S	-0.64	0.18
SG A	75	20	9	08S	-0.64	0.18
SG A	75	21	13	08S	-0.61	0.24
SG A	75	22	8	08S	-0.64	0.15
SG A	75	26	12	08S	-0.73	0.24
SG A	75	27	11	08S	-0.68	0.19
SG A	75	28	12	08S	-0.75	0.24
SG A	75	30	9	08S	-0.73	0.18
SG A	75	105	11	07S	0.38	0.18
SG A	75	105	8	08S	-0.70	0.12
SG A	75	105	11	09S	-0.78	0.18

Arkansas Nuclear One, Unit 1 SG A TSP Wear (Broached)						
SG	Row	Col	%TW	Elev	Offset	Voltage
SG A	75	107	14	08S	0.36	0.24
SG A	75	107	10	09S	-0.74	0.16
SG A	75	108	16	06S	-0.69	0.40
SG A	75	108	8	08S	-0.70	0.17
SG A	75	108	12	08S	0.26	0.28
SG A	75	108	12	09S	-0.81	0.29
SG A	75	108	11	09S	0.35	0.25
SG A	75	109	22	06S	0.40	0.46
SG A	75	109	9	07S	0.40	0.16
SG A	75	109	13	08S	0.38	0.23
SG A	75	111	13	08S	0.34	0.23
SG A	75	113	12	06S	-0.67	0.22
SG A	76	5	5	09S	0.55	0.10
SG A	76	15	8	09S	0.51	0.16
SG A	76	17	5	08S	0.55	0.10
SG A	76	19	5	08S	0.53	0.09
SG A	76	20	14	08S	-0.61	0.29
SG A	76	22	17	08S	-0.66	0.38
SG A	76	23	12	08S	-0.65	0.24
SG A	76	23	7	08S	0.51	0.14
SG A	76	23	6	09S	-0.70	0.12
SG A	76	26	11	08S	-0.65	0.23
SG A	76	27	11	08S	-0.69	0.24
SG A	76	28	14	08S	-0.71	0.32
SG A	76	89	7	05S	0.51	0.12
SG A	76	101	8	08S	0.34	0.17
SG A	76	102	22	06S	-0.78	0.53
SG A	76	102	18	10S	-0.85	0.38
SG A	76	105	7	08S	-0.70	0.14
SG A	76	105	9	09S	-0.78	0.20
SG A	76	106	12	06S	-0.74	0.24
SG A	76	106	13	08S	0.36	0.26
SG A	76	107	7	06S	0.44	0.15
SG A	76	107	8	08S	0.32	0.17
SG A	76	108	10	08S	0.38	0.19
SG A	76	110	11	08S	0.38	0.22
SG A	76	111	11	08S	0.38	0.23

Arkansas Nuclear One, Unit 1 SG A TSP Wear (Broached)						
SG	Row	Col	%TW	Elev	Offset	Voltage
SG A	76	120	16	10S	0.26	0.38
SG A	76	122	13	11S	0.26	0.28
SG A	76	122	7	12S	-0.85	0.15
SG A	76	123	16	11S	0.28	0.36
SG A	76	124	11	06S	-0.68	0.23
SG A	76	124	11	12S	0.23	0.23
SG A	77	2	19	11S	0.53	0.46
SG A	77	4	10	13S	0.44	0.21
SG A	77	19	7	08S	0.51	0.14
SG A	77	22	10	08S	0.53	0.20
SG A	77	23	14	08S	-0.65	0.29
SG A	77	23	7	08S	0.55	0.14
SG A	77	27	11	08S	0.45	0.21
SG A	77	28	11	08S	-0.70	0.21
SG A	77	104	8	08S	0.36	0.15
SG A	77	109	10	06S	0.38	0.21
SG A	77	109	13	08S	-0.76	0.30
SG A	77	109	14	08S	0.36	0.32
SG A	77	109	11	09S	-0.78	0.24
SG A	77	110	11	08S	0.36	0.22
SG A	77	110	10	10S	0.30	0.19
SG A	77	112	13	08S	0.43	0.26
SG A	77	117	6	09S	-0.77	0.12
SG A	77	118	15	10S	-0.83	0.32
SG A	77	132	26	10S	0.00	0.74
SG A	78	8	11	11S	-0.66	0.23
SG A	78	17	9	08S	-0.49	0.18
SG A	78	19	10	08S	-0.61	0.21
SG A	78	23	11	08S	-0.65	0.23
SG A	78	25	12	09S	0.44	0.25
SG A	78	103	10	08S	0.38	0.19
SG A	78	105	11	08S	0.36	0.22
SG A	78	107	13	08S	-0.76	0.27
SG A	78	111	12	08S	-0.79	0.23
SG A	78	115	11	07S	-0.60	0.24
SG A	78	124	12	10S	0.30	0.26
SG A	78	125	11	11S	0.21	0.24

Arkansas Nuclear One, Unit 1 SG A TSP Wear (Broached)						
SG	Row	Col	%TW	Elev	Offset	Voltage
SG A	78	125	12	12S	-0.81	0.26
SG A	78	131	10	10S	-0.81	0.21
SG A	79	3	6	13S	0.51	0.12
SG A	79	17	11	09S	0.51	0.22
SG A	79	19	7	08S	0.53	0.14
SG A	79	20	11	08S	-0.63	0.24
SG A	79	21	8	08S	0.53	0.16
SG A	79	24	13	08S	-0.69	0.28
SG A	79	27	7	08S	0.51	0.13
SG A	79	28	15	08S	-0.72	0.33
SG A	79	29	14	08S	-0.69	0.30
SG A	79	30	6	08S	0.46	0.12
SG A	79	110	8	08S	0.34	0.16
SG A	79	111	13	08S	0.38	0.28
SG A	79	113	11	08S	0.40	0.24
SG A	79	123	12	10S	0.28	0.26
SG A	79	126	11	14S	0.15	0.24
SG A	80	5	11	09S	0.57	0.23
SG A	80	5	11	12S	0.49	0.22
SG A	80	25	11	08S	-0.67	0.24
SG A	80	28	10	08S	-0.69	0.20
SG A	80	107	12	08S	0.36	0.24
SG A	80	109	6	08S	0.38	0.11
SG A	80	110	13	10S	-0.89	0.29
SG A	80	113	7	08S	0.37	0.16
SG A	80	125	21	11S	0.30	0.52
SG A	81	13	10	09S	0.51	0.19
SG A	81	15	12	08S	-0.53	0.24
SG A	81	17	12	08S	-0.62	0.24
SG A	81	17	7	08S	0.53	0.13
SG A	81	18	10	08S	-0.64	0.18
SG A	81	23	11	08S	0.47	0.21
SG A	81	24	11	08S	-0.66	0.22
SG A	81	25	7	08S	0.45	0.13
SG A	81	26	13	08S	-0.72	0.25
SG A	81	111	8	05S	-0.70	0.18
SG A	81	111	19	06S	-0.71	0.47

Arkansas Nuclear One, Unit 1 SG A TSP Wear (Broached)						
SG	Row	Col	%TW	Elev	Offset	Voltage
SG A	81	114	6	08S	0.41	0.13
SG A	81	115	13	08S	0.40	0.29
SG A	81	124	10	09S	-0.70	0.20
SG A	81	126	10	10S	-0.83	0.22
SG A	81	126	39	11S	0.30	1.39
SG A	81	128	12	12S	0.28	0.27
SG A	82	9	10	11S	-0.66	0.19
SG A	82	11	11	09S	0.53	0.21
SG A	82	14	11	11S	-0.66	0.20
SG A	82	18	11	08S	-0.59	0.23
SG A	82	19	12	08S	-0.59	0.23
SG A	82	20	8	08S	-0.66	0.15
SG A	82	22	10	08S	-0.64	0.20
SG A	82	22	8	08S	0.51	0.15
SG A	82	23	7	08S	0.51	0.13
SG A	82	24	13	08S	-0.68	0.29
SG A	82	24	7	08S	0.51	0.14
SG A	82	26	12	08S	-0.72	0.25
SG A	82	76	8	09S	0.49	0.16
SG A	82	111	11	06S	-0.72	0.24
SG A	82	111	11	08S	0.38	0.24
SG A	82	113	10	08S	0.38	0.22
SG A	82	115	7	08S	0.42	0.15
SG A	82	115	5	09S	-0.76	0.11
SG A	82	117	10	08S	0.38	0.23
SG A	83	6	8	10S	0.53	0.15
SG A	83	10	13	11S	-0.68	0.27
SG A	83	15	10	08S	-0.57	0.20
SG A	83	18	8	08S	-0.64	0.17
SG A	83	19	6	08S	0.45	0.12
SG A	83	20	15	08S	-0.59	0.33
SG A	83	21	9	08S	-0.61	0.18
SG A	83	21	8	08S	0.53	0.15
SG A	83	23	18	08S	-0.67	0.41
SG A	83	23	7	08S	0.45	0.14
SG A	83	24	11	08S	-0.66	0.24
SG A	83	25	11	08S	-0.72	0.22

Arkansas Nuclear One, Unit 1 SG A TSP Wear (Broached)						
SG	Row	Col	%TW	Elev	Offset	Voltage
SG A	83	25	8	08S	0.44	0.15
SG A	83	26	11	08S	-0.70	0.22
SG A	83	28	9	08S	-0.72	0.19
SG A	83	29	9	08S	-0.74	0.19
SG A	83	29	7	08S	0.47	0.13
SG A	83	32	10	08S	-0.70	0.19
SG A	83	112	11	10S	-0.77	0.24
SG A	83	114	14	08S	0.41	0.31
SG A	83	126	10	10S	-0.83	0.21
SG A	84	6	10	09S	0.53	0.20
SG A	84	8	14	10S	-0.62	0.31
SG A	84	9	15	11S	-0.66	0.34
SG A	84	15	5	08S	0.55	0.09
SG A	84	17	9	08S	-0.61	0.18
SG A	84	17	7	08S	0.51	0.14
SG A	84	18	12	08S	-0.61	0.25
SG A	84	18	6	08S	0.53	0.13
SG A	84	20	10	08S	-0.55	0.20
SG A	84	21	12	08S	-0.61	0.24
SG A	84	21	7	08S	0.46	0.13
SG A	84	22	16	08S	-0.63	0.37
SG A	84	22	8	08S	0.52	0.16
SG A	84	23	15	08S	-0.66	0.34
SG A	84	24	12	08S	-0.66	0.24
SG A	84	26	15	08S	-0.68	0.32
SG A	84	27	16	08S	-0.70	0.36
SG A	84	29	11	08S	-0.70	0.22
SG A	84	30	12	08S	-0.70	0.24
SG A	84	107	5	08S	-0.72	0.10
SG A	84	110	11	08S	0.40	0.22
SG A	84	111	14	08S	0.38	0.32
SG A	84	113	10	08S	0.40	0.21
SG A	84	116	11	08S	0.38	0.24
SG A	84	116	8	09S	-0.79	0.17
SG A	84	124	17	10S	0.26	0.40
SG A	84	125	14	09S	0.34	0.31
SG A	84	125	12	10S	-0.78	0.26

Arkansas Nuclear One, Unit 1 SG A TSP Wear (Broached)						
SG	Row	Col	%TW	Elev	Offset	Voltage
SG A	84	126	11	10S	-0.77	0.22
SG A	85	6	8	09S	-0.55	0.15
SG A	85	6	9	09S	0.53	0.17
SG A	85	11	12	11S	-0.68	0.25
SG A	85	17	11	08S	-0.55	0.23
SG A	85	17	5	08S	0.53	0.09
SG A	85	19	6	08S	0.49	0.12
SG A	85	19	11	09S	0.44	0.22
SG A	85	21	11	08S	-0.68	0.24
SG A	85	23	9	08S	-0.56	0.19
SG A	85	23	6	08S	0.52	0.12
SG A	85	24	9	08S	-0.68	0.18
SG A	85	25	10	08S	-0.70	0.20
SG A	85	27	11	08S	0.45	0.22
SG A	85	29	13	08S	-0.70	0.27
SG A	85	30	10	08S	-0.70	0.20
SG A	85	30	10	08S	0.45	0.20
SG A	85	97	8	07S	0.51	0.17
SG A	85	109	12	08S	-0.74	0.27
SG A	85	112	7	08S	0.36	0.14
SG A	85	123	34	10S	0.00	1.07
SG A	85	123	11	11S	0.42	0.24
SG A	85	124	20	11S	0.30	0.50
SG A	86	6	7	09S	0.53	0.14
SG A	86	18	6	08S	0.55	0.10
SG A	86	22	7	08S	0.49	0.14
SG A	86	23	12	08S	-0.70	0.26
SG A	86	24	9	08S	-0.70	0.19
SG A	86	27	11	08S	0.40	0.22
SG A	86	78	11	09S	0.44	0.23
SG A	86	97	11	08S	-0.76	0.23
SG A	86	112	8	08S	0.38	0.15
SG A	86	114	8	08S	0.41	0.17
SG A	86	123	12	10S	0.23	0.27
SG A	86	124	12	11S	0.32	0.27
SG A	86	124	17	13S	-0.90	0.39
SG A	87	5	7	09S	0.53	0.15

Arkansas Nuclear One, Unit 1 SG A TSP Wear (Broached)						
SG	Row	Col	%TW	Elev	Offset	Voltage
SG A	87	20	11	08S	-0.64	0.23
SG A	87	21	10	08S	-0.63	0.21
SG A	87	22	9	08S	-0.68	0.18
SG A	87	26	10	08S	0.45	0.20
SG A	87	27	5	08S	0.49	0.10
SG A	87	97	11	08S	-0.76	0.21
SG A	87	113	10	08S	0.40	0.20
SG A	87	129	12	14S	-0.89	0.25
SG A	88	5	8	09S	0.55	0.16
SG A	88	21	5	08S	0.53	0.10
SG A	88	22	9	08S	-0.68	0.17
SG A	88	23	11	08S	-0.68	0.23
SG A	88	23	8	08S	0.49	0.16
SG A	88	28	11	08S	-0.70	0.21
SG A	88	55	11	08S	0.47	0.23
SG A	88	111	10	08S	0.38	0.21
SG A	88	115	7	08S	0.38	0.16
SG A	88	125	14	12S	-0.83	0.31
SG A	88	127	12	13S	-0.89	0.26
SG A	89	3	6	10S	0.08	0.11
SG A	89	20	9	08S	-0.64	0.17
SG A	89	21	11	08S	-0.68	0.23
SG A	89	22	13	08S	-0.72	0.28
SG A	89	22	9	08S	0.45	0.18
SG A	89	22	11	09S	0.42	0.23
SG A	89	23	10	08S	-0.68	0.20
SG A	89	23	9	08S	0.49	0.18
SG A	89	24	12	08S	0.51	0.26
SG A	89	25	11	08S	-0.70	0.22
SG A	89	106	13	08S	0.38	0.29
SG A	89	107	8	09S	-0.81	0.16
SG A	90	3	6	10S	0.17	0.11
SG A	90	4	8	09S	0.55	0.16
SG A	90	5	9	09S	0.49	0.17
SG A	90	14	10	09S	0.51	0.20
SG A	90	19	10	08S	-0.63	0.20
SG A	90	22	8	08S	-0.68	0.16

Arkansas Nuclear One, Unit 1 SG A TSP Wear (Broached)						
SG	Row	Col	%TW	Elev	Offset	Voltage
SG A	90	22	6	08S	0.53	0.12
SG A	90	24	11	08S	-0.70	0.22
SG A	90	24	7	08S	0.51	0.13
SG A	90	26	9	08S	0.45	0.18
SG A	90	27	11	08S	-0.72	0.21
SG A	90	28	14	08S	-0.72	0.30
SG A	90	30	10	08S	-0.70	0.19
SG A	91	19	9	08S	-0.63	0.18
SG A	91	21	11	08S	-0.66	0.23
SG A	91	22	12	08S	-0.59	0.26
SG A	91	23	11	08S	-0.68	0.22
SG A	91	24	14	08S	-0.66	0.30
SG A	91	25	16	08S	-0.68	0.35
SG A	91	106	10	08S	0.38	0.20
SG A	91	108	9	08S	0.40	0.18
SG A	91	127	13	10S	0.09	0.27
SG A	92	4	9	09S	0.55	0.18
SG A	92	6	11	10S	0.49	0.23
SG A	92	11	12	11S	-0.65	0.26
SG A	92	21	13	08S	-0.68	0.27
SG A	92	22	11	08S	-0.72	0.23
SG A	92	23	13	08S	-0.68	0.26
SG A	92	24	13	08S	-0.66	0.29
SG A	92	25	15	08S	-0.70	0.32
SG A	92	26	14	08S	-0.68	0.29
SG A	92	109	6	08S	0.45	0.12
SG A	93	1	8	13S	0.53	0.15
SG A	93	4	10	12S	0.49	0.19
SG A	93	20	10	08S	-0.61	0.20
SG A	93	20	10	09S	0.44	0.20
SG A	93	22	18	08S	-0.68	0.42
SG A	93	23	14	08S	-0.68	0.29
SG A	93	24	14	08S	-0.68	0.29
SG A	93	24	8	08S	0.51	0.16
SG A	93	25	10	08S	-0.68	0.21
SG A	93	27	12	08S	-0.72	0.24
SG A	93	27	11	08S	0.47	0.21

Arkansas Nuclear One, Unit 1 SG A TSP Wear (Broached)						
SG	Row	Col	%TW	Elev	Offset	Voltage
SG A	93	107	7	08S	0.40	0.13
SG A	94	1	7	13S	0.53	0.14
SG A	94	2	7	13S	0.51	0.13
SG A	94	24	15	08S	-0.68	0.32
SG A	94	25	13	08S	-0.65	0.26
SG A	94	26	14	08S	-0.70	0.29
SG A	94	28	8	08S	-0.80	0.16
SG A	94	109	11	08S	0.40	0.23
SG A	94	111	14	07S	-0.70	0.31
SG A	94	111	12	08S	0.42	0.25
SG A	95	3	10	10S	-0.64	0.20
SG A	95	21	10	08S	-0.68	0.19
SG A	95	23	9	08S	-0.68	0.18
SG A	95	24	11	08S	-0.66	0.21
SG A	95	25	13	08S	-0.68	0.27
SG A	95	27	11	08S	-0.74	0.19
SG A	95	28	14	08S	-0.68	0.29
SG A	95	106	10	07S	-0.74	0.21
SG A	95	109	5	08S	0.42	0.09
SG A	95	111	9	08S	0.40	0.18
SG A	95	124	13	10S	-0.79	0.28
SG A	96	19	11	08S	-0.65	0.21
SG A	96	23	12	08S	-0.63	0.24
SG A	96	24	13	08S	-0.72	0.27
SG A	96	26	14	08S	-0.72	0.24
SG A	96	29	14	08S	-0.68	0.27
SG A	96	107	12	08S	0.36	0.25
SG A	97	18	13	09S	0.44	0.26
SG A	97	21	11	08S	-0.70	0.23
SG A	97	23	12	08S	-0.72	0.24
SG A	97	24	11	08S	-0.72	0.22
SG A	97	25	11	08S	-0.68	0.23
SG A	97	25	10	08S	0.42	0.20
SG A	97	26	12	08S	-0.72	0.24
SG A	97	26	13	08S	0.42	0.26
SG A	97	28	12	08S	-0.72	0.24
SG A	97	28	11	08S	0.45	0.21

Arkansas Nuclear One, Unit 1 SG A TSP Wear (Broached)						
SG	Row	Col	%TW	Elev	Offset	Voltage
SG A	97	118	6	10S	0.31	0.10
SG A	97	119	20	11S	0.34	0.45
SG A	98	2	16	13S	0.45	0.35
SG A	98	4	17	09S	0.51	0.38
SG A	98	5	10	10S	-0.55	0.20
SG A	98	5	11	11S	-0.55	0.22
SG A	98	8	20	09S	0.47	0.47
SG A	98	9	11	09S	0.53	0.23
SG A	98	18	14	09S	0.46	0.29
SG A	98	22	13	08S	-0.68	0.25
SG A	98	23	10	08S	-0.66	0.20
SG A	98	24	14	08S	-0.70	0.28
SG A	98	24	7	08S	0.45	0.12
SG A	98	25	9	08S	-0.72	0.17
SG A	98	25	11	08S	0.47	0.22
SG A	98	26	16	08S	-0.72	0.35
SG A	98	28	10	08S	-0.68	0.19
SG A	98	30	11	08S	-0.74	0.22
SG A	98	89	11	08S	-0.73	0.23
SG A	98	105	8	08S	0.46	0.16
SG A	98	116	12	11S	0.34	0.24
SG A	99	8	13	09S	0.49	0.27
SG A	99	8	10	12S	-0.68	0.20
SG A	99	9	12	09S	0.49	0.24
SG A	99	9	10	11S	-0.68	0.20
SG A	99	12	12	11S	-0.68	0.23
SG A	99	19	8	08S	-0.74	0.14
SG A	99	20	9	08S	-0.74	0.19
SG A	99	22	10	08S	-0.72	0.19
SG A	99	23	9	08S	-0.66	0.18
SG A	99	23	10	08S	0.45	0.19
SG A	99	24	16	08S	-0.70	0.33
SG A	99	25	8	08S	-0.72	0.15
SG A	99	25	8	08S	0.47	0.16
SG A	99	26	15	08S	-0.70	0.32
SG A	99	29	12	08S	-0.72	0.25
SG A	99	107	6	08S	-0.73	0.12

Arkansas Nuclear One, Unit 1 SG A TSP Wear (Broached)						
SG	Row	Col	%TW	Elev	Offset	Voltage
SG A	99	107	10	08S	0.40	0.20
SG A	99	114	8	09S	-0.66	0.15
SG A	99	115	10	10S	-0.69	0.21
SG A	99	115	11	11S	0.42	0.22
SG A	99	117	11	09S	0.40	0.21
SG A	99	118	11	09S	0.40	0.21
SG A	99	119	10	07S	-0.69	0.20
SG A	99	119	13	09S	0.40	0.28
SG A	100	1	7	13S	-0.65	0.14
SG A	100	2	16	13S	0.42	0.46
SG A	100	8	6	10S	-0.59	0.15
SG A	100	9	10	11S	-0.69	0.21
SG A	100	18	10	09S	0.47	0.25
SG A	100	19	10	09S	0.45	0.20
SG A	100	24	9	08S	-0.70	0.19
SG A	100	25	11	08S	-0.70	0.22
SG A	100	114	10	10S	-0.75	0.19
SG A	101	1	9	13S	-0.64	0.17
SG A	101	1	16	13S	0.40	0.34
SG A	101	7	5	10S	-0.63	0.12
SG A	101	10	11	09S	0.49	0.21
SG A	101	23	15	08S	-0.68	0.34
SG A	101	102	8	08S	-0.64	0.16
SG A	101	102	9	08S	0.43	0.18
SG A	101	111	12	09S	0.43	0.24
SG A	101	112	5	10S	-0.04	0.09
SG A	102	5	6	10S	-0.61	0.11
SG A	102	8	15	11S	-0.59	0.39
SG A	102	9	11	09S	0.49	0.22
SG A	103	1	15	12S	0.51	0.32
SG A	103	5	9	10S	-0.68	0.18
SG A	103	9	12	09S	-0.59	0.25
SG A	103	9	15	09S	0.51	0.33
SG A	103	9	19	11S	-0.57	0.44
SG A	103	16	12	09S	0.47	0.31
SG A	103	19	8	08S	-0.64	0.16
SG A	103	19	11	09S	0.45	0.22

Arkansas Nuclear One, Unit 1 SG A TSP Wear (Broached)						
SG	Row	Col	%TW	Elev	Offset	Voltage
SG A	103	29	21	08S	-0.72	0.53
SG A	103	103	8	08S	0.43	0.15
SG A	103	113	10	12S	-0.83	0.20
SG A	104	8	7	09S	-0.55	0.16
SG A	104	8	11	09S	0.47	0.30
SG A	104	9	9	09S	-0.62	0.18
SG A	104	23	7	08S	-0.65	0.14
SG A	104	25	9	08S	-0.72	0.18
SG A	104	27	9	08S	-0.70	0.18
SG A	104	29	11	08S	-0.72	0.23
SG A	104	30	12	08S	-0.72	0.25
SG A	104	31	10	08S	-0.74	0.20
SG A	104	34	15	08S	-0.70	0.33
SG A	104	35	12	08S	-0.74	0.25
SG A	105	7	7	09S	0.49	0.17
SG A	105	8	8	09S	-0.55	0.17
SG A	105	8	10	09S	0.47	0.20
SG A	105	18	10	09S	0.45	0.20
SG A	105	24	9	08S	-0.66	0.15
SG A	105	25	9	08S	-0.70	0.18
SG A	105	28	7	08S	-0.70	0.12
SG A	105	29	10	08S	-0.72	0.21
SG A	105	32	13	08S	0.40	0.23
SG A	105	34	13	08S	0.38	0.22
SG A	105	35	12	08S	-0.72	0.26
SG A	106	5	13	10S	0.45	0.34
SG A	106	17	6	08S	-0.62	0.15
SG A	106	20	13	09S	0.45	0.28
SG A	106	23	10	08S	-0.70	0.25
SG A	106	23	10	08S	0.47	0.25
SG A	106	24	7	08S	-0.67	0.11
SG A	106	25	12	08S	-0.70	0.26
SG A	106	27	12	08S	-0.70	0.25
SG A	106	27	5	08S	0.49	0.09
SG A	106	29	15	08S	-0.72	0.33
SG A	106	31	20	08S	-0.70	0.49
SG A	106	32	9	08S	-0.69	0.15

Arkansas Nuclear One, Unit 1 SG A TSP Wear (Broached)						
SG	Row	Col	%TW	Elev	Offset	Voltage
SG A	106	33	14	08S	-0.74	0.31
SG A	106	87	8	08S	-0.75	0.16
SG A	106	98	11	08S	-0.76	0.23
SG A	106	111	10	12S	-0.76	0.19
SG A	106	112	6	10S	-0.70	0.13
SG A	106	119	23	10S	-0.76	0.62
SG A	107	3	8	10S	0.23	0.19
SG A	107	5	9	09S	0.47	0.23
SG A	107	6	17	09S	-0.68	0.37
SG A	107	17	6	08S	-0.63	0.16
SG A	107	18	12	09S	0.43	0.25
SG A	107	22	11	08S	-0.64	0.20
SG A	107	26	14	08S	-0.71	0.28
SG A	107	27	7	08S	-0.64	0.18
SG A	107	29	11	08S	-0.70	0.31
SG A	107	29	10	08S	0.42	0.26
SG A	107	30	15	08S	-0.68	0.30
SG A	107	30	11	08S	0.40	0.21
SG A	107	81	10	08S	-0.74	0.21
SG A	107	82	8	08S	-0.72	0.15
SG A	107	88	15	08S	0.36	0.33
SG A	107	93	10	08S	-0.72	0.20
SG A	107	112	13	10S	-0.74	0.27
SG A	107	113	9	10S	-0.70	0.18
SG A	107	114	12	10S	-0.74	0.24
SG A	107	115	10	10S	-0.70	0.22
SG A	108	5	10	09S	-0.62	0.26
SG A	108	18	10	09S	0.45	0.20
SG A	108	21	7	08S	-0.70	0.18
SG A	108	25	7	08S	-0.72	0.19
SG A	108	26	16	08S	-0.70	0.34
SG A	108	28	27	08S	-0.68	0.67
SG A	108	28	13	08S	0.34	0.25
SG A	108	30	19	08S	-0.72	0.41
SG A	108	31	11	08S	-0.72	0.29
SG A	108	31	11	08S	0.42	0.26
SG A	108	91	10	08S	0.38	0.18

Arkansas Nuclear One, Unit 1 SG A TSP Wear (Broached)						
SG	Row	Col	%TW	Elev	Offset	Voltage
SG A	108	109	15	10S	-0.74	0.34
SG A	108	113	11	10S	-0.74	0.23
SG A	108	114	11	10S	-0.72	0.22
SG A	109	2	11	13S	0.45	0.28
SG A	109	4	6	09S	-0.60	0.15
SG A	109	18	9	10S	-0.72	0.20
SG A	109	20	9	08S	-0.70	0.20
SG A	109	24	11	08S	-0.75	0.26
SG A	109	25	9	08S	-0.70	0.17
SG A	109	27	11	08S	-0.72	0.22
SG A	109	27	13	08S	0.45	0.25
SG A	109	29	15	08S	-0.74	0.30
SG A	109	29	10	08S	0.38	0.18
SG A	109	32	11	08S	-0.72	0.27
SG A	109	90	8	08S	-0.74	0.16
SG A	110	15	13	09S	0.42	0.35
SG A	110	21	10	08S	-0.70	0.18
SG A	110	25	10	08S	-0.70	0.18
SG A	110	26	7	08S	-0.68	0.15
SG A	110	27	8	08S	0.49	0.15
SG A	110	28	7	08S	-0.72	0.17
SG A	110	29	9	08S	-0.74	0.17
SG A	110	29	12	08S	0.45	0.23
SG A	110	30	7	08S	-0.71	0.15
SG A	110	31	12	08S	-0.72	0.23
SG A	110	80	9	08S	0.43	0.21
SG A	110	83	10	08S	-0.74	0.22
SG A	110	86	14	06S	-0.70	0.32
SG A	110	86	5	06S	0.43	0.11
SG A	111	15	11	09S	0.44	0.22
SG A	111	20	9	08S	-0.70	0.20
SG A	111	24	10	08S	0.42	0.22
SG A	111	24	12	10S	-0.76	0.28
SG A	111	25	10	08S	-0.70	0.20
SG A	111	25	10	08S	0.44	0.19
SG A	111	25	11	09S	0.42	0.22
SG A	111	26	6	08S	-0.66	0.14

Arkansas Nuclear One, Unit 1 SG A TSP Wear (Broached)						
SG	Row	Col	%TW	Elev	Offset	Voltage
SG A	111	27	11	08S	-0.74	0.22
SG A	111	27	8	09S	-0.74	0.16
SG A	111	29	22	08S	-0.70	0.50
SG A	111	29	11	08S	0.43	0.22
SG A	111	30	10	08S	-0.68	0.24
SG A	111	31	9	08S	-0.74	0.17
SG A	111	32	6	08S	-0.70	0.13
SG A	111	34	10	08S	-0.72	0.22
SG A	111	35	10	08S	-0.74	0.20
SG A	111	82	8	08S	-0.74	0.16
SG A	111	89	8	08S	0.38	0.21
SG A	112	2	10	11S	-0.70	0.19
SG A	112	23	6	08S	0.43	0.11
SG A	112	27	11	08S	-0.74	0.21
SG A	112	27	10	08S	0.44	0.18
SG A	112	29	11	08S	-0.70	0.21
SG A	112	30	8	08S	-0.70	0.19
SG A	112	30	8	08S	0.42	0.17
SG A	112	31	12	08S	-0.72	0.23
SG A	112	32	8	08S	-0.76	0.19
SG A	112	33	10	08S	-0.74	0.20
SG A	112	34	9	08S	-0.72	0.20
SG A	112	35	11	08S	-0.74	0.22
SG A	112	69	10	08S	-0.76	0.20
SG A	112	88	9	08S	0.38	0.21
SG A	112	95	13	08S	0.45	0.28
SG A	112	98	7	08S	0.40	0.15
SG A	112	110	11	10S	-0.72	0.22
SG A	113	3	14	10S	-0.66	0.29
SG A	113	5	9	09S	0.51	0.16
SG A	113	24	9	08S	-0.68	0.17
SG A	113	26	9	08S	-0.72	0.16
SG A	113	26	10	08S	0.45	0.18
SG A	113	26	12	09S	0.40	0.22
SG A	113	27	6	08S	0.49	0.14
SG A	113	28	10	08S	-0.72	0.20
SG A	113	28	11	08S	0.42	0.21

Arkansas Nuclear One, Unit 1 SG A TSP Wear (Broached)						
SG	Row	Col	%TW	Elev	Offset	Voltage
SG A	113	30	16	08S	-0.75	0.33
SG A	113	30	14	08S	0.40	0.28
SG A	113	31	7	08S	0.42	0.17
SG A	113	37	8	08S	-0.72	0.17
SG A	113	72	11	08S	-0.74	0.23
SG A	113	83	8	08S	-0.72	0.17
SG A	113	88	9	08S	-0.74	0.18
SG A	113	110	11	10S	-0.74	0.23
SG A	113	111	11	10S	-0.70	0.22
SG A	113	111	13	12S	-0.72	0.27
SG A	113	113	15	13S	-0.76	0.30
SG A	114	3	11	13S	-0.65	0.22
SG A	114	3	33	13S	0.42	0.97
SG A	114	4	9	10S	-0.60	0.18
SG A	114	30	5	08S	-0.67	0.11
SG A	114	31	12	08S	-0.74	0.24
SG A	114	35	13	08S	-0.74	0.25
SG A	114	35	11	08S	0.40	0.21
SG A	114	36	11	08S	-0.71	0.28
SG A	114	108	13	10S	-0.72	0.29
SG A	114	109	13	10S	-0.70	0.26
SG A	115	4	17	10S	-0.66	0.36
SG A	115	21	13	09S	0.43	0.25
SG A	115	27	13	08S	-0.70	0.26
SG A	115	27	10	08S	0.40	0.19
SG A	115	29	19	08S	-0.74	0.42
SG A	115	29	10	08S	0.42	0.20
SG A	115	38	10	08S	0.42	0.23
SG A	115	61	10	08S	-0.76	0.22
SG A	115	70	13	08S	-0.72	0.32
SG A	115	71	14	08S	-0.76	0.31
SG A	115	107	13	10S	-0.72	0.27
SG A	115	107	10	12S	-0.74	0.19
SG A	115	108	9	10S	-0.70	0.18
SG A	115	108	12	13S	-0.70	0.25
SG A	115	109	11	10S	0.17	0.23
SG A	115	110	15	10S	0.17	0.23

Arkansas Nuclear One, Unit 1 SG A TSP Wear (Broached)						
SG	Row	Col	%TW	Elev	Offset	Voltage
SG A	115	113	12	07S	-0.68	0.24
SG A	116	5	25	09S	0.41	0.57
SG A	116	6	8	09S	0.42	0.17
SG A	116	26	7	08S	-0.70	0.13
SG A	116	26	9	08S	0.45	0.17
SG A	116	28	13	08S	-0.72	0.26
SG A	116	33	7	08S	-0.72	0.16
SG A	116	40	20	08S	-0.74	0.44
SG A	116	61	11	08S	-0.72	0.25
SG A	116	71	13	08S	-0.76	0.30
SG A	116	77	14	08S	-0.74	0.34
SG A	116	79	11	08S	-0.72	0.25
SG A	116	86	10	08S	0.44	0.20
SG A	116	87	4	08S	0.45	0.09
SG A	116	107	7	10S	-0.08	0.13
SG A	116	109	7	10S	0.11	0.13
SG A	117	6	9	09S	0.44	0.20
SG A	117	7	7	09S	0.49	0.12
SG A	117	22	5	08S	0.47	0.12
SG A	117	28	8	08S	-0.70	0.18
SG A	117	29	7	08S	-0.68	0.13
SG A	117	37	10	08S	0.42	0.20
SG A	117	59	13	08S	-0.76	0.32
SG A	117	62	14	08S	-0.76	0.33
SG A	117	66	10	08S	-0.76	0.20
SG A	117	67	18	08S	-0.76	0.47
SG A	117	68	8	08S	-0.76	0.17
SG A	117	107	15	10S	0.15	0.32
SG A	118	7	13	10S	-0.63	0.37
SG A	118	30	11	09S	0.36	0.31
SG A	118	33	10	08S	-0.76	0.22
SG A	118	36	12	08S	-0.78	0.33
SG A	118	42	10	07S	-0.66	0.29
SG A	118	58	11	08S	-0.74	0.24
SG A	118	62	12	08S	-0.74	0.29
SG A	118	68	18	08S	-0.76	0.46
SG A	118	76	7	09S	-0.74	0.16

Arkansas Nuclear One, Unit 1 SG A TSP Wear (Broached)						
SG	Row	Col	%TW	Elev	Offset	Voltage
SG A	118	83	6	08S	0.42	0.13
SG A	118	105	5	14S	0.38	0.09
SG A	118	106	4	10S	0.08	0.07
SG A	119	6	13	09S	0.49	0.27
SG A	119	25	8	08S	-0.72	0.15
SG A	119	26	12	09S	0.32	0.33
SG A	119	27	6	08S	-0.74	0.12
SG A	119	30	14	08S	-0.77	0.30
SG A	119	30	8	09S	-0.72	0.16
SG A	119	31	12	08S	-0.76	0.25
SG A	119	34	7	08S	-0.70	0.18
SG A	119	44	11	07S	0.36	0.32
SG A	119	44	6	08S	-0.68	0.16
SG A	119	44	10	09S	-0.78	0.27
SG A	119	56	13	08S	-0.85	0.29
SG A	119	57	12	08S	-0.77	0.29
SG A	119	58	13	08S	-0.76	0.28
SG A	119	59	11	08S	-0.74	0.27
SG A	119	60	15	08S	-0.76	0.33
SG A	119	62	10	08S	-0.76	0.22
SG A	119	67	14	08S	-0.75	0.35
SG A	119	69	14	08S	-0.74	0.34
SG A	119	70	8	08S	0.42	0.17
SG A	119	101	8	10S	-0.70	0.16
SG A	119	104	5	10S	0.30	0.08
SG A	120	4	23	10S	-0.66	0.55
SG A	120	5	11	10S	-0.69	0.21
SG A	120	7	8	09S	0.45	0.17
SG A	120	16	11	09S	0.36	0.31
SG A	120	22	14	09S	0.34	0.42
SG A	120	24	7	08S	-0.63	0.19
SG A	120	40	9	08S	-0.83	0.18
SG A	120	58	13	08S	-0.76	0.28
SG A	120	60	7	08S	-0.74	0.15
SG A	120	62	8	08S	-0.76	0.17
SG A	120	64	11	08S	-0.74	0.24
SG A	120	66	9	08S	-0.76	0.20

Arkansas Nuclear One, Unit 1 SG A TSP Wear (Broached)						
SG	Row	Col	%TW	Elev	Offset	Voltage
SG A	120	76	7	08S	-0.72	0.13
SG A	120	78	8	08S	-0.72	0.17
SG A	120	78	11	08S	0.40	0.27
SG A	120	80	10	08S	0.40	0.23
SG A	120	98	9	10S	-0.72	0.18
SG A	120	99	11	12S	-0.76	0.22
SG A	120	101	11	10S	0.23	0.22
SG A	120	102	8	10S	0.15	0.16
SG A	120	105	12	10S	0.42	0.24
SG A	121	2	11	14S	-0.63	0.22
SG A	121	8	14	09S	0.40	0.42
SG A	121	16	13	10S	-0.66	0.33
SG A	121	26	4	08S	-0.74	0.09
SG A	121	30	8	08S	0.38	0.19
SG A	121	31	11	08S	-0.72	0.20
SG A	121	33	9	08S	-0.68	0.16
SG A	121	54	9	08S	-0.80	0.26
SG A	121	55	10	08S	-0.80	0.20
SG A	121	56	15	08S	-0.77	0.37
SG A	121	59	8	08S	-0.76	0.16
SG A	121	65	9	08S	-0.76	0.18
SG A	121	76	10	08S	-0.70	0.23
SG A	121	76	7	08S	0.40	0.14
SG A	121	76	13	09S	0.38	0.32
SG A	121	80	7	08S	0.43	0.15
SG A	121	100	9	10S	-0.74	0.17
SG A	121	101	6	10S	0.17	0.11
SG A	121	102	8	10S	0.17	0.17
SG A	122	1	12	10S	0.42	0.24
SG A	122	2	18	14S	-0.59	0.40
SG A	122	7	17	10S	-0.70	0.54
SG A	122	8	11	09S	0.49	0.24
SG A	122	8	14	13S	-0.73	0.31
SG A	122	34	6	07S	0.43	0.12
SG A	122	34	10	08S	-0.70	0.21
SG A	122	34	9	08S	0.38	0.19
SG A	122	35	9	08S	-0.74	0.25

Arkansas Nuclear One, Unit 1 SG A TSP Wear (Broached)						
SG	Row	Col	%TW	Elev	Offset	Voltage
SG A	122	39	6	08S	-0.72	0.14
SG A	122	40	17	09S	-0.68	0.40
SG A	122	50	13	08S	-0.74	0.29
SG A	122	52	13	08S	-0.81	0.29
SG A	122	56	11	08S	-0.77	0.24
SG A	122	61	12	08S	-0.78	0.27
SG A	122	62	10	08S	-0.79	0.24
SG A	122	63	7	08S	-0.80	0.14
SG A	122	63	7	08S	0.42	0.14
SG A	122	72	10	07S	-0.70	0.21
SG A	122	89	10	14S	0.30	0.23
SG A	122	97	12	14S	0.38	0.23
SG A	122	98	10	12S	-0.72	0.21
SG A	122	99	12	14S	0.38	0.23
SG A	123	7	7	10S	-0.72	0.14
SG A	123	8	8	09S	0.42	0.15
SG A	123	8	11	10S	-0.70	0.21
SG A	123	18	11	09S	0.38	0.23
SG A	123	28	11	08S	-0.70	0.23
SG A	123	29	4	08S	-0.78	0.10
SG A	123	35	10	09S	-0.78	0.28
SG A	123	36	15	09S	-0.72	0.33
SG A	123	37	17	09S	-0.78	0.51
SG A	123	38	10	08S	0.40	0.20
SG A	123	40	14	09S	-0.72	0.30
SG A	123	41	6	08S	-0.81	0.15
SG A	123	41	11	09S	-0.78	0.32
SG A	123	51	6	08S	-0.74	0.17
SG A	123	54	14	08S	-0.76	0.31
SG A	123	60	9	08S	-0.76	0.18
SG A	123	65	8	08S	0.43	0.17
SG A	123	71	8	08S	0.38	0.19
SG A	123	74	9	08S	0.42	0.18
SG A	123	99	7	10S	0.21	0.13
SG A	124	4	14	13S	0.36	0.29
SG A	124	8	10	09S	0.42	0.20
SG A	124	9	14	09S	0.38	0.28

Arkansas Nuclear One, Unit 1 SG A TSP Wear (Broached)						
SG	Row	Col	%TW	Elev	Offset	Voltage
SG A	124	14	11	10S	-0.66	0.22
SG A	124	28	10	08S	-0.74	0.21
SG A	124	30	9	08S	-0.74	0.18
SG A	124	31	9	08S	-0.68	0.16
SG A	124	32	8	08S	-0.78	0.16
SG A	124	35	10	09S	-0.74	0.19
SG A	124	36	12	08S	-0.74	0.25
SG A	124	37	11	09S	-0.78	0.21
SG A	124	38	10	08S	-0.74	0.18
SG A	124	38	11	08S	0.36	0.23
SG A	124	39	10	09S	-0.76	0.18
SG A	124	42	9	08S	-0.74	0.18
SG A	124	44	10	08S	0.36	0.20
SG A	124	48	9	08S	-0.78	0.19
SG A	124	49	15	08S	-0.76	0.33
SG A	124	55	12	08S	0.38	0.28
SG A	124	55	11	09S	-0.72	0.24
SG A	124	76	8	08S	-0.70	0.17
SG A	125	1	13	13S	0.38	0.28
SG A	125	7	7	10S	-0.72	0.13
SG A	125	8	7	09S	0.40	0.13
SG A	125	8	26	10S	-0.67	0.67
SG A	125	9	11	09S	0.38	0.22
SG A	125	13	13	10S	-0.64	0.28
SG A	125	17	17	10S	-0.74	0.38
SG A	125	27	18	10S	-0.78	0.41
SG A	125	28	14	08S	0.38	0.30
SG A	125	39	13	09S	-0.74	0.27
SG A	125	44	10	08S	-0.76	0.19
SG A	125	45	7	08S	-0.74	0.12
SG A	125	46	7	08S	-0.82	0.14
SG A	125	48	8	08S	-0.76	0.15
SG A	125	51	12	09S	-0.72	0.26
SG A	125	53	9	08S	-0.74	0.17
SG A	125	54	5	06S	0.47	0.11
SG A	125	54	9	08S	-0.68	0.21
SG A	125	54	12	08S	0.38	0.28

Arkansas Nuclear One, Unit 1 SG A TSP Wear (Broached)						
SG	Row	Col	%TW	Elev	Offset	Voltage
SG A	125	54	10	09S	-0.75	0.22
SG A	125	56	7	08S	0.41	0.15
SG A	125	58	8	08S	-0.75	0.18
SG A	125	64	10	08S	0.41	0.22
SG A	125	65	14	08S	0.40	0.31
SG A	125	73	8	08S	0.44	0.16
SG A	125	93	16	10S	-0.68	0.33
SG A	126	1	11	07S	0.42	0.21
SG A	126	7	13	10S	-0.70	0.26
SG A	126	9	11	09S	0.45	0.21
SG A	126	21	11	10S	-0.76	0.21
SG A	126	24	20	10S	-0.82	0.44
SG A	126	32	8	08S	-0.74	0.16
SG A	126	32	10	08S	0.42	0.19
SG A	126	32	14	09S	-0.76	0.28
SG A	126	37	10	09S	0.32	0.19
SG A	126	40	7	08S	-0.76	0.14
SG A	126	42	11	08S	-0.71	0.20
SG A	126	42	12	08S	0.36	0.24
SG A	126	42	12	09S	-0.78	0.24
SG A	126	46	11	08S	0.36	0.22
SG A	126	47	11	08S	-0.76	0.21
SG A	126	48	12	09S	-0.78	0.23
SG A	126	50	7	08S	-0.80	0.13
SG A	126	54	5	08S	-0.74	0.10
SG A	126	55	9	08S	-0.71	0.18
SG A	126	57	8	08S	-0.72	0.17
SG A	126	59	11	09S	-0.77	0.25
SG A	126	92	18	14S	0.34	0.41
SG A	126	97	10	13S	-0.72	0.19
SG A	127	40	12	09S	-0.70	0.23
SG A	127	41	13	08S	0.36	0.35
SG A	127	47	12	08S	0.36	0.24
SG A	127	47	14	09S	0.34	0.28
SG A	127	50	6	08S	-0.78	0.12
SG A	127	58	12	09S	-0.68	0.26
SG A	127	60	11	08S	0.41	0.22

Arkansas Nuclear One, Unit 1 SG A TSP Wear (Broached)						
SG	Row	Col	%TW	Elev	Offset	Voltage
SG A	127	64	10	08S	0.43	0.22
SG A	127	88	10	09S	0.44	0.22
SG A	127	89	10	10S	-0.70	0.18
SG A	127	91	7	10S	-0.66	0.13
SG A	127	95	13	14S	-0.66	0.27
SG A	127	98	19	13S	-0.70	0.44
SG A	128	1	16	13S	0.40	0.43
SG A	128	1	10	14S	-0.59	0.25
SG A	128	2	12	12S	-0.70	0.24
SG A	128	2	10	14S	0.43	0.18
SG A	128	36	16	10S	-0.83	0.45
SG A	128	42	10	09S	-0.78	0.25
SG A	128	42	10	10S	-0.83	0.24
SG A	128	48	7	08S	-0.72	0.13
SG A	128	83	13	09S	0.42	0.26
SG A	128	84	8	09S	0.45	0.16
SG A	128	88	9	10S	0.13	0.17
SG A	129	9	20	09S	0.38	0.51
SG A	129	15	10	10S	0.38	0.18
SG A	129	20	16	10S	-0.70	0.43
SG A	129	21	14	10S	-0.70	0.27
SG A	129	22	11	10S	-0.72	0.29
SG A	129	26	13	10S	-0.72	0.35
SG A	129	33	14	10S	-0.81	0.28
SG A	129	40	5	08S	-0.76	0.11
SG A	130	2	12	13S	0.43	0.22
SG A	130	8	10	10S	-0.70	0.20
SG A	130	9	11	09S	0.40	0.28
SG A	130	10	12	09S	0.45	0.24
SG A	130	33	5	08S	-0.66	0.12
SG A	130	34	6	08S	-0.72	0.11
SG A	130	37	7	08S	-0.61	0.16
SG A	130	39	5	08S	-0.76	0.11
SG A	130	45	9	08S	-0.74	0.22
SG A	130	48	10	09S	0.34	0.18
SG A	130	49	8	08S	-0.75	0.16
SG A	130	51	7	08S	-0.66	0.15

Arkansas Nuclear One, Unit 1 SG A TSP Wear (Broached)						
SG	Row	Col	%TW	Elev	Offset	Voltage
SG A	130	85	18	11S	0.40	0.44
SG A	131	1	7	14S	-0.66	0.17
SG A	131	7	9	10S	-0.70	0.22
SG A	131	8	13	09S	0.40	0.25
SG A	131	9	5	09S	0.44	0.12
SG A	131	17	10	10S	-0.70	0.25
SG A	131	36	6	08S	-0.72	0.10
SG A	131	38	11	09S	-0.70	0.20
SG A	131	83	9	11S	0.36	0.18
SG A	131	84	15	10S	0.15	0.32
SG A	131	85	6	10S	0.13	0.10
SG A	132	7	10	10S	-0.69	0.25
SG A	132	8	19	09S	0.42	0.41
SG A	132	9	11	09S	0.40	0.28
SG A	132	10	12	09S	0.42	0.23
SG A	132	19	14	10S	-0.72	0.37
SG A	132	30	5	08S	-0.74	0.09
SG A	132	38	6	08S	-0.74	0.11
SG A	132	46	8	08S	0.43	0.14
SG A	132	46	10	09S	0.40	0.19
SG A	133	1	7	13S	0.43	0.16
SG A	133	2	10	13S	0.43	0.19
SG A	133	2	8	14S	-0.62	0.14
SG A	133	9	7	09S	0.42	0.17
SG A	133	10	14	09S	0.43	0.29
SG A	133	13	11	10S	-0.71	0.30
SG A	133	37	4	08S	-0.76	0.09
SG A	133	81	12	11S	0.46	0.27
SG A	133	81	12	13S	-0.80	0.28
SG A	133	83	12	13S	-0.72	0.25
SG A	133	87	12	13S	-0.72	0.25
SG A	134	1	13	14S	-0.70	0.34
SG A	134	2	12	10S	-0.70	0.32
SG A	134	6	11	10S	-0.70	0.29
SG A	134	7	18	10S	-0.68	0.39
SG A	134	8	13	10S	-0.70	0.36
SG A	134	9	18	09S	0.45	0.39

Arkansas Nuclear One, Unit 1 SG A TSP Wear (Broached)						
SG	Row	Col	%TW	Elev	Offset	Voltage
SG A	134	9	30	10S	-0.68	0.80
SG A	134	10	22	10S	-0.67	0.69
SG A	134	11	17	09S	0.36	0.36
SG A	134	79	20	11S	0.45	0.46
SG A	135	1	11	13S	0.43	0.25
SG A	135	1	6	14S	-0.64	0.13
SG A	135	8	9	10S	-0.68	0.22
SG A	135	9	10	09S	-0.74	0.22
SG A	135	9	11	09S	0.38	0.25
SG A	135	9	25	10S	-0.72	0.71
SG A	135	9	11	12S	0.38	0.25
SG A	135	10	23	10S	-0.66	0.66
SG A	135	11	14	09S	0.38	0.31
SG A	135	11	11	10S	-0.74	0.25
SG A	135	65	12	10S	-0.74	0.24
SG A	135	78	13	11S	-0.72	0.30
SG A	135	78	11	11S	0.42	0.25
SG A	135	78	12	13S	-0.75	0.28
SG A	136	1	12	11S	-0.74	0.26
SG A	136	6	14	10S	-0.68	0.34
SG A	136	7	13	10S	-0.67	0.31
SG A	136	7	9	13S	-0.79	0.19
SG A	136	8	8	09S	0.43	0.18
SG A	136	8	11	10S	-0.68	0.24
SG A	136	9	14	09S	0.44	0.33
SG A	136	9	30	10S	-0.68	0.89
SG A	136	19	15	10S	-0.70	0.35
SG A	136	67	15	09S	0.36	0.33
SG A	136	76	10	11S	-0.69	0.20
SG A	136	76	13	11S	0.46	0.25
SG A	136	77	10	11S	0.42	0.20
SG A	137	8	10	09S	0.40	0.23
SG A	137	9	18	10S	-0.70	0.46
SG A	137	11	10	10S	-0.74	0.22
SG A	137	12	7	09S	0.40	0.16
SG A	137	19	10	10S	-0.72	0.22
SG A	137	64	11	11S	0.32	0.21

Arkansas Nuclear One, Unit 1 SG A TSP Wear (Broached)						
SG	Row	Col	%TW	Elev	Offset	Voltage
SG A	137	75	9	10S	0.40	0.17
SG A	138	7	10	10S	-0.68	0.22
SG A	138	9	14	11S	-0.70	0.32
SG A	138	11	18	11S	-0.70	0.43
SG A	138	13	7	09S	0.42	0.15
SG A	138	15	16	10S	-0.72	0.39
SG A	138	17	22	10S	-0.72	0.60
SG A	138	17	10	14S	0.32	0.22
SG A	138	18	20	09S	0.36	0.52
SG A	138	19	16	10S	-0.68	0.37
SG A	138	60	13	11S	0.38	0.28
SG A	138	61	11	11S	-0.76	0.23
SG A	138	62	13	11S	0.36	0.28
SG A	138	64	13	11S	0.42	0.27
SG A	138	65	21	11S	0.42	0.48
SG A	138	65	13	14S	-0.76	0.28
SG A	138	74	10	12S	-0.69	0.20
SG A	139	5	12	11S	-0.72	0.26
SG A	139	7	13	10S	-0.70	0.29
SG A	139	10	10	10S	-0.81	0.21
SG A	139	11	18	10S	-0.74	0.46
SG A	139	12	22	10S	-0.81	0.53
SG A	139	13	17	10S	-0.74	0.43
SG A	139	14	26	10S	-0.81	0.66
SG A	139	15	16	10S	-0.72	0.38
SG A	139	16	27	10S	-0.83	0.74
SG A	139	17	19	10S	-0.72	0.57
SG A	139	19	10	09S	0.38	0.22
SG A	139	54	13	10S	-0.72	0.27
SG A	139	57	8	09S	-0.66	0.16
SG A	139	59	28	11S	0.35	0.72
SG A	139	60	23	11S	0.43	0.60
SG A	139	61	12	11S	0.42	0.24
SG A	139	62	14	11S	0.45	0.30
SG A	139	63	13	11S	0.44	0.27
SG A	139	65	11	11S	-0.74	0.22
SG A	139	65	11	11S	0.40	0.22

Arkansas Nuclear One, Unit 1 SG A TSP Wear (Broached)						
SG	Row	Col	%TW	Elev	Offset	Voltage
SG A	139	69	13	14S	-0.70	0.27
SG A	140	1	5	13S	-0.74	0.11
SG A	140	4	13	10S	-0.68	0.29
SG A	140	4	13	13S	0.38	0.29
SG A	140	7	21	10S	-0.70	0.52
SG A	140	8	12	10S	-0.70	0.26
SG A	140	9	28	10S	-0.69	0.87
SG A	140	10	11	10S	-0.70	0.23
SG A	140	11	14	10S	-0.70	0.31
SG A	140	13	14	10S	-0.72	0.33
SG A	140	13	7	14S	-0.79	0.15
SG A	140	14	31	10S	-0.67	1.01
SG A	140	15	21	10S	-0.78	0.50
SG A	140	16	6	09S	-0.69	0.13
SG A	140	16	28	09S	0.37	0.84
SG A	140	16	14	10S	-0.70	0.35
SG A	140	17	12	09S	0.36	0.28
SG A	140	57	11	11S	-0.74	0.21
SG A	140	57	10	11S	0.38	0.20
SG A	140	57	14	13S	-0.79	0.27
SG A	140	58	10	11S	0.48	0.21
SG A	140	60	15	11S	0.44	0.32
SG A	140	61	15	11S	0.42	0.30
SG A	140	61	12	13S	-0.68	0.22
SG A	140	62	14	11S	-0.75	0.31
SG A	140	63	18	10S	0.36	0.38
SG A	140	66	9	10S	0.43	0.17
SG A	141	9	10	10S	-0.68	0.22
SG A	141	10	8	10S	-0.72	0.16
SG A	141	11	26	10S	-0.72	0.76
SG A	141	14	14	09S	0.36	0.29
SG A	141	14	17	10S	-0.59	0.38
SG A	141	15	13	09S	0.35	0.31
SG A	141	16	10	09S	0.38	0.22
SG A	141	16	12	10S	-0.68	0.27
SG A	141	17	18	09S	0.32	0.41
SG A	141	53	10	10S	0.38	0.21

Arkansas Nuclear One, Unit 1 SG A TSP Wear (Broached)						
SG	Row	Col	%TW	Elev	Offset	Voltage
SG A	141	56	17	11S	0.42	0.38
SG A	141	59	17	11S	-0.76	0.35
SG A	141	59	13	11S	0.40	0.25
SG A	141	62	14	11S	-0.76	0.27
SG A	142	2	12	10S	-0.70	0.25
SG A	142	2	11	11S	-0.70	0.25
SG A	142	4	10	11S	-0.68	0.22
SG A	142	11	8	10S	-0.70	0.16
SG A	142	12	23	10S	-0.70	0.65
SG A	142	12	12	11S	-0.74	0.27
SG A	142	14	13	10S	-0.70	0.26
SG A	142	15	10	10S	-0.77	0.22
SG A	142	15	11	11S	-0.74	0.24
SG A	142	52	11	11S	-0.81	0.20
SG A	142	53	10	11S	-0.76	0.23
SG A	142	53	21	11S	0.42	0.55
SG A	142	54	11	11S	0.47	0.22
SG A	142	57	13	11S	0.47	0.27
SG A	142	58	12	11S	-0.70	0.25
SG A	142	60	10	11S	-0.68	0.21
SG A	142	60	9	11S	0.51	0.19
SG A	142	62	7	11S	0.55	0.13
SG A	142	63	13	11S	-0.67	0.25
SG A	143	1	11	11S	-0.70	0.24
SG A	143	1	16	14S	-0.68	0.38
SG A	143	2	13	14S	-0.70	0.30
SG A	143	10	15	10S	-0.68	0.35
SG A	143	10	16	11S	-0.77	0.42
SG A	143	12	18	10S	-0.70	0.44
SG A	143	12	14	11S	-0.72	0.33
SG A	143	41	10	09S	0.40	0.21
SG A	143	49	11	11S	-0.71	0.23
SG A	143	52	10	11S	-0.74	0.23
SG A	143	52	17	11S	0.37	0.43
SG A	143	53	10	11S	-0.74	0.22
SG A	143	53	18	11S	0.47	0.41
SG A	143	55	8	10S	0.46	0.18

Arkansas Nuclear One, Unit 1 SG A TSP Wear (Broached)						
SG	Row	Col	%TW	Elev	Offset	Voltage
SG A	143	56	10	11S	-0.66	0.19
SG A	143	58	16	11S	-0.68	0.33
SG A	143	60	12	11S	-0.66	0.24
SG A	144	5	10	13S	0.36	0.23
SG A	144	7	14	10S	-0.69	0.34
SG A	144	8	8	10S	-0.70	0.15
SG A	144	9	30	10S	-0.62	0.94
SG A	144	10	14	10S	-0.72	0.33
SG A	144	10	12	11S	-0.74	0.27
SG A	144	13	11	10S	0.38	0.23
SG A	144	14	15	11S	-0.74	0.37
SG A	144	14	10	11S	0.40	0.23
SG A	144	14	11	13S	-0.74	0.25
SG A	144	15	10	11S	-0.74	0.19
SG A	144	17	10	11S	-0.71	0.21
SG A	144	17	11	13S	-0.77	0.22
SG A	144	18	14	09S	0.38	0.32
SG A	144	18	10	12S	0.30	0.23
SG A	144	18	12	13S	-0.77	0.27
SG A	144	20	13	09S	0.42	0.30
SG A	144	21	11	09S	0.40	0.23
SG A	144	35	13	09S	0.36	0.27
SG A	144	36	13	09S	0.40	0.25
SG A	144	41	11	09S	0.40	0.23
SG A	144	45	20	11S	-0.72	0.47
SG A	144	46	19	11S	0.45	0.40
SG A	144	47	16	11S	-0.70	0.35
SG A	144	47	13	11S	0.47	0.27
SG A	145	3	14	11S	-0.70	0.33
SG A	145	3	12	13S	-0.74	0.28
SG A	145	3	18	13S	0.36	0.44
SG A	145	4	12	10S	-0.72	0.25
SG A	145	5	10	11S	-0.69	0.22
SG A	145	5	10	14S	-0.75	0.21
SG A	145	7	15	10S	-0.72	0.34
SG A	145	9	10	10S	-0.71	0.22
SG A	145	9	12	11S	-0.70	0.27

Arkansas Nuclear One, Unit 1 SG A TSP Wear (Broached)						
SG	Row	Col	%TW	Elev	Offset	Voltage
SG A	145	11	24	10S	-0.72	0.65
SG A	145	19	12	09S	0.44	0.27
SG A	145	20	11	05S	-0.68	0.22
SG A	145	32	8	09S	0.41	0.15
SG A	145	36	12	11S	0.41	0.26
SG A	145	37	18	11S	0.40	0.38
SG A	145	44	11	11S	-0.70	0.25
SG A	145	44	9	11S	0.49	0.20
SG A	145	45	16	11S	-0.70	0.32
SG A	145	46	5	10S	0.04	0.11
SG A	145	47	8	11S	0.53	0.14
SG A	146	5	8	13S	-0.85	0.16
SG A	146	6	13	10S	-0.69	0.31
SG A	146	7	11	10S	-0.72	0.24
SG A	146	8	16	10S	-0.69	0.39
SG A	146	9	10	11S	-0.75	0.21
SG A	146	10	21	10S	-0.69	0.56
SG A	146	15	20	10S	-0.72	0.49
SG A	146	16	13	10S	-0.75	0.29
SG A	146	34	8	10S	0.06	0.15
SG A	146	36	11	11S	0.41	0.22
SG A	146	36	12	13S	-0.81	0.27
SG A	146	39	10	11S	-0.76	0.19
SG A	146	41	10	11S	-0.74	0.19
SG A	146	42	10	11S	-0.75	0.21
SG A	146	43	10	10S	-0.72	0.19
SG A	146	44	10	11S	-0.70	0.20
SG A	146	46	11	13S	-0.75	0.22
SG A	146	47	11	10S	-0.78	0.20
SG A	147	5	16	10S	-0.70	0.39
SG A	147	6	16	10S	-0.68	0.35
SG A	147	7	22	10S	-0.69	0.58
SG A	147	8	30	10S	-0.72	0.95
SG A	147	10	9	10S	-0.70	0.19
SG A	147	13	14	10S	-0.72	0.33
SG A	147	15	13	10S	-0.75	0.31
SG A	147	16	9	10S	-0.71	0.18

Arkansas Nuclear One, Unit 1 SG A TSP Wear (Broached)						
SG	Row	Col	%TW	Elev	Offset	Voltage
SG A	147	28	11	11S	0.41	0.24
SG A	147	29	5	10S	0.08	0.09
SG A	147	29	11	11S	0.38	0.21
SG A	147	30	9	11S	0.41	0.18
SG A	148	4	11	10S	-0.68	0.22
SG A	148	11	13	10S	-0.72	0.28
SG A	148	13	19	10S	-0.71	0.49
SG A	148	14	10	10S	-0.70	0.19
SG A	148	22	12	10S	0.38	0.26
SG A	148	23	8	10S	0.38	0.15
SG A	148	25	8	10S	0.11	0.14
SG A	149	2	11	11S	-0.72	0.25
SG A	149	4	12	11S	-0.66	0.28
SG A	149	32	11	10S	0.40	0.21
SG A	150	2	10	11S	-0.71	0.21
SG A	150	4	18	11S	-0.72	0.43
SG A	150	5	12	11S	-0.73	0.26
SG A	150	14	11	10S	-0.76	0.24
SG A	151	5	11	11S	-0.77	0.25
SG A	151	19	12	10S	-0.70	0.23
SG A	151	23	10	13S	0.32	0.21

Enclosure 1, Attachment 2

CNRO2022-00005

**Arkansas Nuclear One, Unit 1
SG B TSP Wear (Broached)**

Arkansas Nuclear One, Unit 1 SG B TSP Wear (Broached)						
SG	Row	Col	%TW	Elev	Offset	Voltage
SG B	1	1	9	11S	-0.75	0.22
SG B	1	4	29	11S	-0.65	0.94
SG B	1	8	21	11S	-0.61	0.60
SG B	1	10	12	11S	-0.77	0.30
SG B	1	14	19	11S	-0.72	0.52
SG B	1	15	15	11S	-0.75	0.31
SG B	1	16	26	11S	-0.65	0.80
SG B	1	16	12	12S	-0.75	0.30
SG B	1	17	13	11S	-0.72	0.32
SG B	1	18	19	11S	-0.72	0.43
SG B	1	19	9	11S	-0.75	0.23
SG B	1	20	19	11S	-0.65	0.51
SG B	1	24	14	11S	-0.74	0.28
SG B	2	1	11	11S	-0.75	0.26
SG B	2	2	17	10S	0.41	0.35
SG B	2	2	18	11S	0.43	0.38
SG B	2	2	11	14S	-0.91	0.20
SG B	2	4	22	11S	-0.77	0.63
SG B	2	5	28	11S	-0.63	0.90
SG B	2	6	9	10S	-0.75	0.20
SG B	2	6	18	11S	-0.77	0.48
SG B	2	7	30	11S	-0.68	0.99
SG B	2	8	19	11S	-0.75	0.52
SG B	2	9	20	11S	-0.70	0.57
SG B	2	10	20	11S	-0.68	0.55
SG B	2	15	10	11S	-0.77	0.24
SG B	2	16	9	11S	-0.79	0.16
SG B	2	17	16	11S	-0.77	0.42
SG B	2	18	11	11S	-0.74	0.27
SG B	2	19	12	11S	-0.64	0.23
SG B	2	20	20	11S	-0.70	0.55
SG B	2	21	34	11S	-0.70	1.23
SG B	2	23	22	11S	-0.72	0.64
SG B	2	24	16	11S	-0.81	0.42
SG B	2	25	11	11S	-0.75	0.20
SG B	2	26	12	11S	-0.77	0.30
SG B	2	27	13	11S	-0.73	0.26
SG B	2	28	12	11S	-0.70	0.29

Arkansas Nuclear One, Unit 1 SG B TSP Wear (Broached)						
SG	Row	Col	%TW	Elev	Offset	Voltage
SG B	3	1	20	11S	-0.70	0.56
SG B	3	1	8	11S	0.42	0.19
SG B	3	2	12	10S	-0.75	0.31
SG B	3	2	6	10S	0.47	0.13
SG B	3	2	29	11S	-0.70	0.96
SG B	3	3	8	10S	0.43	0.18
SG B	3	3	18	11S	-0.77	0.47
SG B	3	4	13	10S	0.45	0.24
SG B	3	4	16	11S	-0.75	0.33
SG B	3	5	14	10S	-0.72	0.37
SG B	3	5	8	10S	0.44	0.19
SG B	3	5	15	11S	-0.77	0.39
SG B	3	6	23	11S	-0.77	0.68
SG B	3	6	10	11S	0.42	0.24
SG B	3	7	17	11S	-0.75	0.35
SG B	3	8	5	08S	-0.65	0.11
SG B	3	8	14	10S	-0.70	0.37
SG B	3	8	14	11S	-0.72	0.36
SG B	3	9	10	10S	0.41	0.23
SG B	3	9	10	11S	-0.79	0.23
SG B	3	9	11	11S	0.36	0.25
SG B	3	9	12	12S	0.28	0.29
SG B	3	9	12	14S	-0.84	0.28
SG B	3	9	10	14S	0.32	0.24
SG B	3	10	11	10S	-0.75	0.20
SG B	3	10	10	11S	-0.77	0.19
SG B	3	10	13	11S	0.41	0.24
SG B	3	11	7	08S	0.43	0.15
SG B	3	11	7	12S	-0.79	0.15
SG B	3	12	4	10S	-0.73	0.07
SG B	3	12	12	12S	-0.66	0.23
SG B	3	12	12	12S	0.28	0.24
SG B	3	20	11	11S	-0.77	0.20
SG B	3	21	12	11S	-0.70	0.23
SG B	3	21	13	12S	0.30	0.26
SG B	3	22	11	11S	-0.79	0.27
SG B	3	24	10	11S	-0.74	0.24
SG B	3	32	11	11S	-0.80	0.28

Arkansas Nuclear One, Unit 1 SG B TSP Wear (Broached)						
SG	Row	Col	%TW	Elev	Offset	Voltage
SG B	3	34	10	10S	0.45	0.23
SG B	3	35	9	10S	0.45	0.17
SG B	4	1	5	10S	0.45	0.11
SG B	4	1	13	11S	-0.75	0.33
SG B	4	2	13	10S	-0.70	0.24
SG B	4	2	10	10S	0.45	0.18
SG B	4	2	26	11S	-0.77	0.63
SG B	4	3	14	11S	-0.75	0.36
SG B	4	4	12	10S	0.43	0.23
SG B	4	4	13	11S	-0.75	0.26
SG B	4	5	20	11S	-0.68	0.55
SG B	4	6	23	11S	-0.70	0.68
SG B	4	7	18	11S	-0.77	0.49
SG B	4	7	7	12S	0.30	0.15
SG B	4	8	10	11S	-0.75	0.17
SG B	4	8	12	11S	0.36	0.22
SG B	4	8	20	12S	0.00	0.44
SG B	4	9	11	11S	-0.77	0.27
SG B	4	10	11	10S	-0.68	0.26
SG B	4	10	14	11S	0.28	0.36
SG B	4	10	16	12S	-0.68	0.44
SG B	4	10	16	12S	0.21	0.44
SG B	4	12	9	10S	-0.71	0.20
SG B	4	12	8	12S	0.28	0.18
SG B	4	13	14	11S	0.38	0.28
SG B	4	24	12	12S	0.32	0.23
SG B	4	26	13	11S	-0.72	0.25
SG B	4	27	10	12S	0.30	0.23
SG B	4	28	12	12S	0.32	0.24
SG B	4	34	13	11S	-0.75	0.25
SG B	4	35	17	11S	-0.69	0.45
SG B	4	36	14	11S	-0.71	0.28
SG B	4	37	19	10S	0.35	0.53
SG B	4	37	12	11S	-0.63	0.30
SG B	4	37	12	11S	0.40	0.30
SG B	5	2	18	11S	-0.79	0.37
SG B	5	3	12	10S	-0.73	0.28
SG B	5	3	8	10S	0.43	0.17

Arkansas Nuclear One, Unit 1 SG B TSP Wear (Broached)						
SG	Row	Col	%TW	Elev	Offset	Voltage
SG B	5	4	15	11S	-0.72	0.30
SG B	5	5	13	11S	-0.75	0.31
SG B	5	7	14	11S	-0.73	0.33
SG B	5	8	14	12S	-0.76	0.27
SG B	5	8	15	12S	0.32	0.29
SG B	5	9	8	10S	-0.73	0.17
SG B	5	9	10	11S	0.42	0.24
SG B	5	10	16	11S	0.41	0.32
SG B	5	11	18	10S	-0.68	0.48
SG B	5	11	13	11S	0.37	0.34
SG B	5	11	14	12S	-0.21	0.35
SG B	5	12	14	10S	-0.65	0.36
SG B	5	12	11	11S	0.30	0.26
SG B	5	12	11	12S	-0.72	0.28
SG B	5	12	15	12S	0.19	0.38
SG B	5	12	10	14S	-0.82	0.26
SG B	5	13	11	11S	0.41	0.21
SG B	5	13	12	14S	-0.83	0.23
SG B	5	14	12	11S	0.38	0.29
SG B	5	18	11	10S	-0.77	0.27
SG B	5	23	12	10S	-0.79	0.22
SG B	5	23	11	12S	0.36	0.20
SG B	5	24	7	12S	0.32	0.17
SG B	5	26	7	10S	0.04	0.17
SG B	5	27	14	10S	0.06	0.29
SG B	5	27	10	11S	0.36	0.19
SG B	5	29	13	11S	0.38	0.25
SG B	5	31	15	11S	0.38	0.31
SG B	5	34	12	11S	0.34	0.30
SG B	5	36	11	12S	0.34	0.26
SG B	5	37	11	11S	0.43	0.22
SG B	5	39	14	11S	-0.62	0.27
SG B	5	39	14	11S	0.43	0.28
SG B	5	39	16	12S	0.34	0.33
SG B	5	39	10	13S	-0.79	0.18
SG B	5	40	13	11S	-0.68	0.32
SG B	5	41	17	11S	-0.75	0.37
SG B	5	41	20	11S	0.41	0.44

Arkansas Nuclear One, Unit 1 SG B TSP Wear (Broached)						
SG	Row	Col	%TW	Elev	Offset	Voltage
SG B	5	42	11	10S	0.49	0.21
SG B	5	42	13	11S	-0.73	0.25
SG B	5	42	14	11S	0.49	0.28
SG B	6	1	18	11S	-0.73	0.47
SG B	6	3	5	10S	0.45	0.11
SG B	6	3	13	11S	-0.75	0.33
SG B	6	4	18	10S	-0.75	0.37
SG B	6	4	13	10S	0.43	0.25
SG B	6	5	10	10S	-0.75	0.22
SG B	6	5	15	11S	-0.75	0.39
SG B	6	6	8	10S	-0.75	0.13
SG B	6	7	14	10S	-0.70	0.36
SG B	6	7	11	11S	-0.73	0.25
SG B	6	8	13	10S	-0.72	0.25
SG B	6	11	9	11S	0.40	0.22
SG B	6	16	13	11S	0.36	0.24
SG B	6	21	23	10S	-0.77	0.65
SG B	6	23	17	10S	-0.75	0.46
SG B	6	24	15	10S	-0.62	0.30
SG B	6	24	11	11S	0.36	0.21
SG B	6	25	16	10S	-0.73	0.40
SG B	6	25	11	12S	-0.83	0.25
SG B	6	26	13	10S	-0.75	0.26
SG B	6	30	12	10S	0.06	0.24
SG B	6	30	10	11S	0.38	0.20
SG B	6	30	10	12S	0.32	0.20
SG B	6	32	12	11S	0.38	0.23
SG B	6	34	14	11S	0.36	0.29
SG B	6	37	22	11S	0.34	0.65
SG B	6	37	11	12S	0.30	0.26
SG B	6	38	24	11S	0.38	0.59
SG B	6	39	12	11S	-0.67	0.31
SG B	6	39	22	11S	0.35	0.63
SG B	6	40	14	11S	0.41	0.35
SG B	6	43	9	10S	0.47	0.16
SG B	6	43	19	11S	-0.70	0.42
SG B	6	44	8	10S	0.44	0.19
SG B	6	44	18	11S	-0.74	0.47

Arkansas Nuclear One, Unit 1 SG B TSP Wear (Broached)						
SG	Row	Col	%TW	Elev	Offset	Voltage
SG B	6	44	11	11S	0.47	0.28
SG B	6	45	10	11S	-0.75	0.20
SG B	6	45	12	12S	0.30	0.23
SG B	6	46	11	11S	-0.74	0.27
SG B	6	46	15	11S	0.43	0.39
SG B	6	47	18	10S	0.47	0.39
SG B	7	1	17	11S	-0.75	0.45
SG B	7	2	26	11S	-0.75	0.78
SG B	7	6	14	11S	-0.77	0.35
SG B	7	7	21	11S	-0.81	0.48
SG B	7	8	17	10S	-0.68	0.45
SG B	7	9	26	10S	-0.70	0.81
SG B	7	10	23	10S	-0.70	0.69
SG B	7	11	21	10S	-0.68	0.61
SG B	7	12	17	10S	-0.75	0.44
SG B	7	15	17	10S	-0.75	0.34
SG B	7	26	11	10S	0.34	0.25
SG B	7	26	13	11S	0.24	0.33
SG B	7	27	10	10S	-0.75	0.19
SG B	7	27	18	11S	0.38	0.36
SG B	7	30	10	11S	0.36	0.23
SG B	7	36	12	11S	0.36	0.29
SG B	7	37	14	11S	0.38	0.28
SG B	7	38	13	11S	0.32	0.34
SG B	7	38	13	12S	0.30	0.33
SG B	7	39	31	11S	0.35	1.05
SG B	7	40	6	10S	0.45	0.14
SG B	7	40	13	11S	0.32	0.32
SG B	7	41	11	11S	0.41	0.21
SG B	7	46	10	11S	-0.70	0.23
SG B	7	46	11	11S	0.36	0.28
SG B	7	47	14	10S	0.49	0.28
SG B	7	47	10	11S	-0.75	0.19
SG B	7	47	11	11S	0.45	0.22
SG B	7	47	11	12S	0.32	0.22
SG B	7	48	12	10S	0.42	0.30
SG B	7	48	13	11S	-0.67	0.34
SG B	7	49	9	10S	0.45	0.20

Arkansas Nuclear One, Unit 1 SG B TSP Wear (Broached)						
SG	Row	Col	%TW	Elev	Offset	Voltage
SG B	7	49	14	11S	0.41	0.35
SG B	7	49	8	12S	0.35	0.19
SG B	7	50	11	10S	0.47	0.22
SG B	8	1	9	10S	0.47	0.21
SG B	8	1	22	11S	-0.77	0.62
SG B	8	2	14	11S	-0.77	0.27
SG B	8	4	10	10S	0.45	0.18
SG B	8	4	17	11S	-0.77	0.35
SG B	8	5	20	10S	-0.74	0.56
SG B	8	5	11	11S	-0.70	0.26
SG B	8	6	19	10S	-0.70	0.50
SG B	8	6	14	11S	-0.75	0.34
SG B	8	7	16	10S	-0.67	0.44
SG B	8	7	16	11S	-0.70	0.42
SG B	8	7	12	11S	0.38	0.29
SG B	8	8	10	11S	-0.77	0.23
SG B	8	8	19	11S	0.42	0.52
SG B	8	12	20	10S	-0.73	0.55
SG B	8	12	7	10S	0.38	0.15
SG B	8	13	13	10S	-0.75	0.24
SG B	8	13	12	10S	0.41	0.24
SG B	8	14	15	10S	-0.77	0.37
SG B	8	15	13	10S	-0.72	0.25
SG B	8	16	16	10S	-0.73	0.42
SG B	8	18	15	10S	-0.74	0.38
SG B	8	19	12	10S	-0.76	0.22
SG B	8	38	13	10S	0.32	0.26
SG B	8	39	10	09S	-0.73	0.25
SG B	8	39	12	10S	0.34	0.29
SG B	8	39	8	13S	0.26	0.19
SG B	8	40	9	09S	-0.68	0.17
SG B	8	43	5	13S	-0.92	0.12
SG B	8	47	10	11S	0.39	0.23
SG B	8	50	11	10S	0.45	0.21
SG B	8	50	20	11S	0.45	0.44
SG B	8	51	17	10S	0.47	0.45
SG B	8	51	10	11S	-0.70	0.24
SG B	8	52	16	11S	-0.72	0.33

Arkansas Nuclear One, Unit 1 SG B TSP Wear (Broached)						
SG	Row	Col	%TW	Elev	Offset	Voltage
SG B	8	53	6	10S	0.49	0.14
SG B	8	53	7	11S	-0.60	0.17
SG B	8	54	9	10S	0.49	0.16
SG B	8	54	11	11S	-0.73	0.20
SG B	8	54	13	12S	-0.83	0.25
SG B	9	1	8	10S	0.43	0.18
SG B	9	3	15	11S	-0.77	0.39
SG B	9	4	16	10S	-0.68	0.32
SG B	9	4	10	11S	-0.79	0.18
SG B	9	5	17	10S	-0.72	0.45
SG B	9	7	12	10S	-0.70	0.28
SG B	9	7	13	11S	-0.75	0.32
SG B	9	8	11	11S	-0.88	0.20
SG B	9	9	13	10S	-0.73	0.33
SG B	9	9	15	11S	-0.77	0.39
SG B	9	11	18	11S	-0.77	0.47
SG B	9	11	14	11S	0.38	0.34
SG B	9	12	12	10S	-0.72	0.22
SG B	9	13	13	10S	-0.73	0.33
SG B	9	14	10	10S	-0.74	0.18
SG B	9	14	13	10S	0.40	0.25
SG B	9	15	8	10S	0.41	0.19
SG B	9	16	10	10S	-0.70	0.19
SG B	9	16	12	10S	0.38	0.22
SG B	9	17	18	10S	-0.75	0.46
SG B	9	18	21	10S	-0.72	0.45
SG B	9	20	13	10S	-0.70	0.25
SG B	9	28	14	10S	0.36	0.27
SG B	9	34	15	10S	0.30	0.30
SG B	9	37	10	10S	0.34	0.23
SG B	9	41	19	14S	-0.83	0.54
SG B	9	47	11	14S	-0.81	0.27
SG B	9	52	11	13S	-0.73	0.20
SG B	9	53	9	13S	-0.84	0.21
SG B	9	54	10	10S	0.49	0.18
SG B	9	54	32	11S	0.43	0.90
SG B	9	55	10	10S	0.47	0.23
SG B	9	55	10	11S	-0.70	0.24

Arkansas Nuclear One, Unit 1 SG B TSP Wear (Broached)						
SG	Row	Col	%TW	Elev	Offset	Voltage
SG B	9	55	21	11S	0.41	0.59
SG B	9	55	11	12S	-0.77	0.26
SG B	9	56	9	10S	0.51	0.18
SG B	9	56	12	11S	-0.68	0.23
SG B	9	56	14	12S	-0.75	0.29
SG B	9	56	10	12S	0.34	0.20
SG B	9	57	16	11S	0.41	0.41
SG B	9	58	24	10S	0.47	0.71
SG B	9	59	8	10S	0.49	0.18
SG B	9	59	18	11S	-0.62	0.47
SG B	9	59	8	11S	0.39	0.18
SG B	9	60	20	10S	0.47	0.44
SG B	9	60	17	12S	-0.75	0.36
SG B	10	2	13	10S	0.45	0.26
SG B	10	2	13	11S	-0.79	0.26
SG B	10	3	26	11S	-0.75	0.78
SG B	10	4	14	10S	0.43	0.28
SG B	10	4	19	11S	-0.75	0.40
SG B	10	7	7	10S	-0.71	0.16
SG B	10	9	17	10S	-0.73	0.43
SG B	10	11	16	11S	-0.79	0.40
SG B	10	11	10	11S	0.40	0.23
SG B	10	13	14	11S	-0.79	0.35
SG B	10	15	7	14S	-0.86	0.16
SG B	10	16	14	10S	-0.73	0.27
SG B	10	17	8	10S	0.36	0.17
SG B	10	29	11	08S	-0.70	0.21
SG B	10	32	11	10S	0.34	0.25
SG B	10	33	14	10S	0.38	0.28
SG B	10	44	17	14S	0.24	0.36
SG B	10	45	6	14S	0.26	0.13
SG B	10	53	10	11S	0.37	0.24
SG B	10	54	19	11S	0.38	0.43
SG B	10	56	10	10S	0.45	0.19
SG B	10	56	11	11S	-0.72	0.21
SG B	10	57	8	10S	0.42	0.19
SG B	10	58	7	11S	-0.75	0.13
SG B	10	58	16	11S	0.41	0.35

Arkansas Nuclear One, Unit 1 SG B TSP Wear (Broached)						
SG	Row	Col	%TW	Elev	Offset	Voltage
SG B	10	59	8	10S	0.49	0.19
SG B	10	59	16	11S	0.41	0.41
SG B	10	59	11	13S	-0.88	0.26
SG B	10	60	11	11S	-0.73	0.21
SG B	10	60	12	13S	0.28	0.23
SG B	10	61	12	11S	-0.71	0.29
SG B	10	61	7	12S	0.35	0.16
SG B	10	62	15	11S	0.46	0.32
SG B	10	64	9	11S	-0.77	0.21
SG B	10	65	15	10S	0.45	0.32
SG B	11	2	12	11S	-0.77	0.28
SG B	11	2	9	11S	0.41	0.21
SG B	11	3	9	11S	-0.76	0.17
SG B	11	6	10	11S	-0.73	0.25
SG B	11	7	12	10S	-0.71	0.23
SG B	11	8	20	10S	-0.70	0.57
SG B	11	9	19	10S	-0.70	0.55
SG B	11	10	11	10S	-0.70	0.27
SG B	11	12	14	11S	-0.75	0.35
SG B	11	13	10	10S	-0.75	0.18
SG B	11	14	29	10S	-0.61	0.95
SG B	11	17	20	10S	-0.72	0.54
SG B	11	18	15	10S	-0.75	0.29
SG B	11	31	7	14S	-0.94	0.16
SG B	11	34	11	10S	0.36	0.20
SG B	11	35	11	10S	0.36	0.26
SG B	11	36	11	10S	0.34	0.20
SG B	11	46	8	13S	-0.79	0.15
SG B	11	49	6	14S	-0.84	0.14
SG B	11	55	5	13S	-0.80	0.13
SG B	11	58	8	10S	0.43	0.20
SG B	11	59	13	11S	0.43	0.26
SG B	11	60	7	10S	0.45	0.15
SG B	11	60	13	11S	0.43	0.33
SG B	11	61	11	10S	0.47	0.20
SG B	11	61	12	11S	-0.75	0.24
SG B	11	61	21	11S	0.42	0.48
SG B	11	61	10	13S	-0.75	0.20

Arkansas Nuclear One, Unit 1 SG B TSP Wear (Broached)						
SG	Row	Col	%TW	Elev	Offset	Voltage
SG B	11	61	11	13S	0.30	0.21
SG B	11	62	8	10S	0.47	0.19
SG B	11	63	13	11S	-0.73	0.27
SG B	11	64	7	08S	-0.73	0.16
SG B	11	64	7	11S	0.45	0.17
SG B	11	65	12	11S	-0.70	0.24
SG B	11	66	10	11S	-0.70	0.24
SG B	12	1	7	10S	0.38	0.17
SG B	12	1	9	11S	-0.77	0.21
SG B	12	2	10	10S	0.41	0.19
SG B	12	2	16	11S	-0.79	0.32
SG B	12	6	7	10S	-0.73	0.12
SG B	12	7	18	10S	-0.73	0.47
SG B	12	8	12	10S	-0.73	0.23
SG B	12	9	16	10S	-0.73	0.41
SG B	12	10	16	10S	-0.72	0.33
SG B	12	11	20	10S	-0.73	0.57
SG B	12	12	21	10S	-0.70	0.62
SG B	12	13	19	10S	-0.75	0.51
SG B	12	18	10	10S	0.38	0.24
SG B	12	24	11	14S	-0.92	0.27
SG B	12	24	11	14S	0.24	0.26
SG B	12	35	13	10S	0.36	0.25
SG B	12	38	9	14S	0.22	0.23
SG B	12	40	8	14S	0.22	0.18
SG B	12	57	11	10S	0.41	0.22
SG B	12	59	13	11S	0.43	0.26
SG B	12	63	10	11S	-0.70	0.20
SG B	12	63	13	12S	-0.73	0.25
SG B	12	64	8	10S	0.47	0.19
SG B	12	65	9	10S	0.45	0.17
SG B	12	66	12	11S	-0.68	0.29
SG B	12	66	10	12S	0.35	0.24
SG B	12	67	22	11S	-0.72	0.53
SG B	12	67	13	11S	0.41	0.27
SG B	12	68	12	11S	-0.68	0.31
SG B	12	69	12	10S	0.45	0.23
SG B	13	3	11	11S	-0.77	0.25

Arkansas Nuclear One, Unit 1 SG B TSP Wear (Broached)						
SG	Row	Col	%TW	Elev	Offset	Voltage
SG B	13	6	16	10S	-0.75	0.33
SG B	13	7	17	10S	-0.73	0.43
SG B	13	8	16	10S	-0.75	0.33
SG B	13	9	33	10S	-0.66	1.14
SG B	13	10	28	10S	-0.77	0.72
SG B	13	10	7	14S	-0.85	0.12
SG B	13	11	17	10S	-0.68	0.43
SG B	13	13	17	10S	-0.75	0.44
SG B	13	13	8	10S	0.36	0.17
SG B	13	17	9	11S	-0.83	0.16
SG B	13	18	9	10S	-0.79	0.20
SG B	13	56	7	14S	0.28	0.16
SG B	13	60	13	10S	0.43	0.27
SG B	13	60	11	11S	0.41	0.20
SG B	13	62	9	10S	0.38	0.16
SG B	13	64	13	11S	0.47	0.26
SG B	13	68	8	10S	0.49	0.15
SG B	13	69	6	13S	0.32	0.13
SG B	13	72	21	11S	-0.62	0.62
SG B	13	73	12	11S	-0.72	0.29
SG B	13	74	21	10S	-0.65	0.60
SG B	13	74	8	10S	0.37	0.19
SG B	14	4	12	11S	-0.79	0.22
SG B	14	7	18	10S	-0.68	0.48
SG B	14	8	23	10S	-0.75	0.64
SG B	14	12	21	10S	-0.73	0.59
SG B	14	13	28	10S	-0.75	0.71
SG B	14	13	11	10S	0.36	0.21
SG B	14	14	16	10S	-0.73	0.41
SG B	14	14	10	11S	0.34	0.23
SG B	14	15	14	11S	0.35	0.26
SG B	14	19	10	10S	-0.75	0.19
SG B	14	20	10	10S	-0.75	0.25
SG B	14	24	12	14S	0.21	0.29
SG B	14	25	11	14S	0.17	0.21
SG B	14	28	12	14S	0.24	0.29
SG B	14	38	8	14S	0.17	0.18
SG B	14	42	9	14S	0.19	0.17

Arkansas Nuclear One, Unit 1 SG B TSP Wear (Broached)						
SG	Row	Col	%TW	Elev	Offset	Voltage
SG B	14	61	10	13S	-0.81	0.23
SG B	14	62	16	10S	0.39	0.34
SG B	14	68	11	10S	0.41	0.20
SG B	14	69	6	10S	0.51	0.13
SG B	14	70	9	11S	-0.72	0.18
SG B	14	70	24	11S	0.43	0.58
SG B	14	74	17	11S	-0.70	0.37
SG B	14	75	18	11S	-0.64	0.50
SG B	14	75	21	11S	0.40	0.61
SG B	14	76	24	11S	-0.60	0.74
SG B	14	77	11	10S	0.45	0.22
SG B	15	3	10	11S	-0.75	0.22
SG B	15	5	6	10S	0.39	0.13
SG B	15	7	32	10S	-0.75	1.10
SG B	15	8	15	10S	-0.72	0.30
SG B	15	9	16	10S	-0.75	0.41
SG B	15	12	15	10S	0.41	0.29
SG B	15	14	11	10S	0.38	0.20
SG B	15	17	13	10S	-0.72	0.31
SG B	15	18	12	10S	-0.73	0.23
SG B	15	19	13	10S	-0.72	0.32
SG B	15	24	11	10S	0.36	0.20
SG B	15	25	6	10S	0.32	0.14
SG B	15	25	10	14S	0.17	0.23
SG B	15	30	9	14S	-0.92	0.16
SG B	15	32	11	14S	-0.88	0.21
SG B	15	36	16	14S	0.17	0.32
SG B	15	40	11	14S	0.19	0.21
SG B	15	63	13	10S	0.36	0.32
SG B	15	65	11	10S	0.39	0.28
SG B	15	66	12	10S	0.41	0.23
SG B	15	67	10	10S	0.41	0.25
SG B	15	67	7	13S	-0.77	0.15
SG B	15	69	10	10S	0.41	0.24
SG B	15	72	6	14S	-0.73	0.11
SG B	15	72	12	14S	0.34	0.23
SG B	15	73	12	09S	-0.70	0.30
SG B	15	74	10	11S	0.43	0.19

Arkansas Nuclear One, Unit 1 SG B TSP Wear (Broached)						
SG	Row	Col	%TW	Elev	Offset	Voltage
SG B	15	76	11	12S	0.34	0.21
SG B	15	77	20	11S	-0.71	0.57
SG B	15	77	13	11S	0.41	0.32
SG B	15	78	10	08S	-0.70	0.19
SG B	15	78	15	11S	-0.71	0.31
SG B	15	79	14	10S	0.45	0.35
SG B	15	79	19	11S	-0.69	0.51
SG B	15	80	19	10S	-0.68	0.43
SG B	15	80	17	11S	-0.70	0.36
SG B	16	1	12	11S	-0.79	0.28
SG B	16	2	9	11S	-0.79	0.17
SG B	16	7	13	10S	-0.73	0.32
SG B	16	8	15	10S	-0.73	0.29
SG B	16	9	10	10S	-0.73	0.25
SG B	16	20	10	10S	-0.79	0.18
SG B	16	28	13	14S	0.17	0.26
SG B	16	64	13	10S	0.36	0.34
SG B	16	66	13	10S	0.41	0.32
SG B	16	67	12	09S	-0.72	0.24
SG B	16	68	7	10S	0.43	0.15
SG B	16	70	9	09S	-0.73	0.22
SG B	16	70	7	13S	-0.83	0.17
SG B	16	72	10	09S	-0.68	0.24
SG B	16	72	15	14S	-0.78	0.40
SG B	16	75	17	10S	0.45	0.44
SG B	16	78	14	11S	-0.70	0.28
SG B	16	78	14	11S	0.36	0.27
SG B	16	78	11	12S	-0.75	0.21
SG B	16	79	27	11S	-0.70	0.85
SG B	16	79	11	11S	0.40	0.27
SG B	16	80	12	11S	-0.64	0.31
SG B	16	80	10	13S	-0.79	0.25
SG B	16	81	14	09S	0.34	0.28
SG B	16	81	23	10S	0.44	0.56
SG B	16	81	13	11S	-0.74	0.25
SG B	17	1	19	11S	-0.79	0.50
SG B	17	4	10	11S	-0.77	0.19
SG B	17	8	14	11S	0.39	0.27

Arkansas Nuclear One, Unit 1 SG B TSP Wear (Broached)						
SG	Row	Col	%TW	Elev	Offset	Voltage
SG B	17	13	14	10S	-0.75	0.35
SG B	17	28	12	14S	-0.83	0.22
SG B	17	68	12	09S	-0.72	0.23
SG B	17	68	14	10S	0.41	0.30
SG B	17	69	8	09S	-0.73	0.20
SG B	17	71	8	09S	-0.71	0.18
SG B	17	78	12	11S	0.45	0.24
SG B	17	79	9	13S	-0.80	0.20
SG B	17	80	12	12S	-0.74	0.23
SG B	17	82	24	10S	0.40	0.72
SG B	17	82	17	11S	-0.72	0.45
SG B	17	82	10	13S	0.35	0.25
SG B	17	84	13	10S	-0.72	0.26
SG B	17	84	18	11S	-0.70	0.38
SG B	18	1	24	11S	-0.74	0.74
SG B	18	3	13	11S	-0.75	0.25
SG B	18	8	10	10S	0.30	0.24
SG B	18	12	9	14S	0.19	0.22
SG B	18	19	7	14S	0.23	0.14
SG B	18	54	7	08S	-0.68	0.15
SG B	18	54	6	08S	0.41	0.13
SG B	18	73	16	14S	0.30	0.33
SG B	18	78	7	09S	-0.73	0.15
SG B	18	78	8	09S	0.40	0.20
SG B	18	78	19	10S	0.45	0.52
SG B	18	78	8	13S	-0.78	0.20
SG B	18	81	11	13S	-0.79	0.22
SG B	18	81	12	13S	0.28	0.23
SG B	18	82	11	11S	-0.82	0.26
SG B	18	83	10	10S	-0.75	0.20
SG B	18	83	21	10S	0.40	0.47
SG B	18	83	16	11S	-0.72	0.32
SG B	18	83	10	11S	0.44	0.19
SG B	18	83	11	12S	0.38	0.22
SG B	18	83	11	13S	-0.74	0.21
SG B	18	84	15	11S	-0.72	0.40
SG B	18	85	20	10S	-0.72	0.44
SG B	19	1	31	11S	-0.77	1.06

Arkansas Nuclear One, Unit 1 SG B TSP Wear (Broached)						
SG	Row	Col	%TW	Elev	Offset	Voltage
SG B	19	9	18	10S	-0.71	0.47
SG B	19	9	15	14S	-0.79	0.39
SG B	19	9	12	14S	0.21	0.29
SG B	19	10	8	10S	0.34	0.15
SG B	19	42	12	08S	0.40	0.23
SG B	19	49	6	08S	-0.66	0.13
SG B	19	80	20	10S	0.43	0.44
SG B	19	83	11	11S	-0.73	0.28
SG B	19	83	14	11S	0.28	0.36
SG B	19	85	10	12S	0.37	0.24
SG B	19	86	11	11S	-0.72	0.22
SG B	19	86	11	12S	0.37	0.20
SG B	19	87	13	10S	0.43	0.34
SG B	20	2	27	11S	-0.88	0.70
SG B	20	7	13	10S	-0.75	0.25
SG B	20	9	8	14S	-0.90	0.14
SG B	20	11	8	10S	0.39	0.16
SG B	20	15	10	10S	0.38	0.20
SG B	20	18	15	14S	0.24	0.38
SG B	20	19	11	10S	0.32	0.20
SG B	20	29	11	08S	0.38	0.22
SG B	20	50	12	07S	-0.69	0.28
SG B	20	51	10	07S	-0.68	0.19
SG B	20	51	9	08S	-0.68	0.18
SG B	20	51	14	08S	0.38	0.30
SG B	20	51	8	09S	-0.75	0.15
SG B	20	54	8	08S	0.41	0.18
SG B	20	55	11	08S	0.39	0.21
SG B	20	80	7	14S	0.30	0.16
SG B	20	81	11	10S	0.43	0.22
SG B	20	81	11	11S	0.38	0.22
SG B	20	81	7	13S	-0.80	0.13
SG B	20	81	10	14S	-0.70	0.19
SG B	20	82	9	10S	0.40	0.21
SG B	20	83	18	11S	0.33	0.39
SG B	20	84	8	13S	-0.82	0.19
SG B	20	84	10	13S	0.32	0.22
SG B	20	85	10	04S	-0.70	0.20

Arkansas Nuclear One, Unit 1 SG B TSP Wear (Broached)						
SG	Row	Col	%TW	Elev	Offset	Voltage
SG B	20	85	10	08S	-0.72	0.19
SG B	20	86	12	12S	0.34	0.28
SG B	20	87	13	12S	0.38	0.26
SG B	21	2	15	11S	-0.80	0.32
SG B	21	3	11	11S	-0.78	0.28
SG B	21	7	30	10S	-0.77	1.02
SG B	21	8	10	10S	-0.75	0.23
SG B	21	21	16	14S	0.21	0.34
SG B	21	33	8	08S	0.41	0.15
SG B	21	42	6	08S	0.42	0.14
SG B	21	47	9	08S	0.43	0.16
SG B	21	47	10	09S	-0.71	0.20
SG B	21	47	11	09S	0.36	0.22
SG B	21	48	7	08S	0.40	0.15
SG B	21	57	8	08S	0.43	0.17
SG B	21	58	13	08S	0.39	0.27
SG B	21	60	6	07S	0.45	0.11
SG B	21	82	14	10S	0.41	0.28
SG B	21	83	9	10S	0.43	0.21
SG B	21	84	10	04S	-0.64	0.19
SG B	21	86	11	12S	-0.72	0.22
SG B	21	89	8	10S	-0.73	0.18
SG B	22	2	28	12S	0.00	0.73
SG B	22	3	20	11S	-0.77	0.55
SG B	22	4	11	11S	-0.81	0.22
SG B	22	8	11	10S	-0.74	0.22
SG B	22	10	16	10S	-0.79	0.33
SG B	22	11	6	10S	0.34	0.13
SG B	22	12	11	10S	0.36	0.21
SG B	22	26	10	14S	0.19	0.19
SG B	22	36	11	08S	-0.68	0.22
SG B	22	36	10	08S	0.38	0.19
SG B	22	38	7	07S	0.43	0.13
SG B	22	38	8	08S	0.40	0.14
SG B	22	41	9	06S	-0.68	0.22
SG B	22	41	6	08S	-0.77	0.13
SG B	22	41	12	08S	0.38	0.28
SG B	22	56	7	07S	0.40	0.15

Arkansas Nuclear One, Unit 1 SG B TSP Wear (Broached)						
SG	Row	Col	%TW	Elev	Offset	Voltage
SG B	22	57	10	08S	0.41	0.20
SG B	22	58	7	08S	0.42	0.16
SG B	22	59	11	08S	0.43	0.20
SG B	22	60	7	08S	0.43	0.16
SG B	22	62	7	08S	0.36	0.16
SG B	22	63	9	08S	0.41	0.17
SG B	22	66	11	08S	0.40	0.27
SG B	22	86	11	11S	0.38	0.25
SG B	22	89	14	12S	-0.77	0.28
SG B	22	89	16	13S	-0.75	0.32
SG B	22	89	13	13S	0.26	0.26
SG B	22	92	13	13S	-0.80	0.33
SG B	22	93	13	10S	-0.73	0.26
SG B	22	93	14	11S	-0.73	0.29
SG B	23	2	18	11S	-0.77	0.40
SG B	23	4	11	11S	-0.75	0.27
SG B	23	5	8	10S	-0.77	0.14
SG B	23	8	30	10S	-0.75	1.02
SG B	23	14	11	10S	0.34	0.22
SG B	23	19	13	14S	-0.88	0.32
SG B	23	24	10	14S	0.19	0.20
SG B	23	38	7	08S	0.34	0.14
SG B	23	45	18	08S	0.39	0.40
SG B	23	51	10	08S	0.41	0.20
SG B	23	56	8	08S	0.38	0.14
SG B	23	59	12	08S	0.38	0.24
SG B	23	80	11	13S	-0.83	0.21
SG B	23	85	8	09S	-0.64	0.21
SG B	23	88	16	11S	0.38	0.35
SG B	23	92	22	12S	0.38	0.50
SG B	24	1	15	11S	-0.79	0.37
SG B	24	2	15	11S	-0.79	0.33
SG B	24	5	14	10S	-0.77	0.30
SG B	24	10	12	10S	-0.75	0.29
SG B	24	11	6	10S	0.36	0.12
SG B	24	15	15	14S	0.19	0.31
SG B	24	19	10	14S	-0.89	0.19
SG B	24	41	11	08S	0.43	0.22

Arkansas Nuclear One, Unit 1 SG B TSP Wear (Broached)						
SG	Row	Col	%TW	Elev	Offset	Voltage
SG B	24	43	12	08S	0.40	0.24
SG B	24	44	13	08S	0.40	0.32
SG B	24	45	10	08S	-0.68	0.19
SG B	24	45	18	08S	0.36	0.39
SG B	24	49	5	08S	-0.77	0.11
SG B	24	49	10	08S	0.36	0.23
SG B	24	51	9	08S	0.43	0.21
SG B	24	84	14	11S	0.36	0.22
SG B	24	84	11	13S	-0.76	0.30
SG B	24	85	11	10S	0.40	0.20
SG B	25	1	21	10S	-0.80	0.60
SG B	25	2	14	10S	-0.79	0.35
SG B	25	3	15	11S	-0.75	0.31
SG B	25	4	16	11S	-0.83	0.35
SG B	25	5	11	11S	-0.78	0.28
SG B	25	7	23	10S	-0.75	0.70
SG B	25	15	18	14S	0.21	0.48
SG B	25	16	10	10S	0.34	0.19
SG B	25	22	10	10S	0.34	0.20
SG B	25	31	8	08S	0.36	0.17
SG B	25	33	9	08S	0.39	0.21
SG B	25	34	11	08S	0.40	0.21
SG B	25	35	6	08S	0.41	0.14
SG B	25	36	13	08S	0.40	0.25
SG B	25	41	7	08S	-0.79	0.12
SG B	25	44	7	07S	0.55	0.16
SG B	25	52	14	08S	0.36	0.35
SG B	25	53	7	07S	0.43	0.13
SG B	25	53	11	08S	0.41	0.19
SG B	25	55	6	08S	0.43	0.10
SG B	25	72	7	08S	0.40	0.17
SG B	25	84	8	13S	-0.85	0.14
SG B	25	96	12	10S	0.43	0.22
SG B	25	96	14	12S	0.38	0.27
SG B	26	3	10	11S	-0.83	0.19
SG B	26	4	15	11S	-0.83	0.40
SG B	26	5	17	11S	-0.81	0.37
SG B	26	7	13	10S	-0.75	0.26

Arkansas Nuclear One, Unit 1 SG B TSP Wear (Broached)						
SG	Row	Col	%TW	Elev	Offset	Voltage
SG B	26	8	12	10S	-0.77	0.28
SG B	26	13	11	10S	0.34	0.20
SG B	26	15	16	14S	0.19	0.32
SG B	26	24	9	10S	0.32	0.21
SG B	26	28	7	08S	0.38	0.16
SG B	26	31	8	08S	0.41	0.14
SG B	26	33	8	08S	0.36	0.14
SG B	26	34	5	08S	0.43	0.11
SG B	26	36	6	08S	0.38	0.13
SG B	26	39	11	06S	0.38	0.20
SG B	26	45	8	07S	0.58	0.16
SG B	26	45	9	08S	0.41	0.18
SG B	26	46	6	07S	0.40	0.14
SG B	26	46	9	08S	0.43	0.22
SG B	26	91	12	10S	0.36	0.22
SG B	26	92	10	10S	0.41	0.23
SG B	27	2	32	11S	-0.75	1.11
SG B	27	4	12	11S	-0.74	0.25
SG B	27	4	11	12S	0.21	0.21
SG B	27	5	21	11S	-0.81	0.50
SG B	27	13	15	14S	-0.79	0.30
SG B	27	19	9	10S	0.34	0.16
SG B	27	27	10	08S	0.38	0.18
SG B	27	30	10	08S	0.38	0.18
SG B	27	34	6	07S	0.40	0.11
SG B	27	47	10	08S	0.41	0.19
SG B	27	48	6	07S	0.45	0.15
SG B	27	48	9	08S	0.41	0.21
SG B	27	56	12	08S	0.39	0.30
SG B	27	67	13	08S	0.43	0.25
SG B	27	68	4	08S	0.41	0.09
SG B	28	2	15	11S	-0.81	0.30
SG B	28	3	19	11S	-0.83	0.42
SG B	28	4	11	11S	-0.81	0.28
SG B	28	5	12	11S	-0.81	0.24
SG B	28	42	9	08S	0.41	0.17
SG B	28	49	8	08S	0.40	0.18
SG B	28	61	13	08S	0.43	0.25

Arkansas Nuclear One, Unit 1 SG B TSP Wear (Broached)						
SG	Row	Col	%TW	Elev	Offset	Voltage
SG B	28	62	7	08S	0.41	0.15
SG B	28	66	7	08S	0.41	0.16
SG B	28	67	8	08S	0.43	0.13
SG B	28	68	5	08S	0.39	0.10
SG B	28	78	7	08S	0.41	0.15
SG B	28	82	6	08S	0.45	0.14
SG B	28	97	10	04S	-0.68	0.20
SG B	29	2	11	10S	-0.81	0.22
SG B	29	2	15	11S	-0.75	0.32
SG B	29	3	14	11S	-0.83	0.36
SG B	29	3	10	11S	0.41	0.23
SG B	29	14	16	14S	0.15	0.33
SG B	29	31	8	08S	0.36	0.18
SG B	29	33	8	08S	0.38	0.18
SG B	30	2	12	11S	-0.77	0.24
SG B	30	3	10	11S	-0.83	0.25
SG B	30	14	11	14S	-0.90	0.26
SG B	30	32	7	08S	0.34	0.16
SG B	30	33	9	08S	0.41	0.16
SG B	30	34	5	08S	0.45	0.12
SG B	30	36	8	08S	0.39	0.18
SG B	30	37	11	08S	0.41	0.22
SG B	30	76	10	08S	0.43	0.18
SG B	30	77	5	07S	0.43	0.11
SG B	30	77	7	08S	0.43	0.17
SG B	30	79	5	08S	0.45	0.12
SG B	30	82	10	08S	0.41	0.20
SG B	30	99	11	13S	-0.75	0.22
SG B	30	102	11	04S	-0.66	0.27
SG B	30	102	8	13S	-0.79	0.17
SG B	30	103	19	12S	-0.68	0.41
SG B	31	2	8	10S	-0.75	0.19
SG B	31	2	16	11S	-0.77	0.41
SG B	31	2	10	11S	0.37	0.23
SG B	31	3	19	11S	-0.79	0.41
SG B	31	23	8	08S	0.36	0.14
SG B	31	33	19	08S	0.41	0.40
SG B	31	33	8	10S	-0.71	0.14

Arkansas Nuclear One, Unit 1 SG B TSP Wear (Broached)						
SG	Row	Col	%TW	Elev	Offset	Voltage
SG B	31	34	12	08S	0.41	0.30
SG B	31	36	12	08S	0.41	0.30
SG B	31	36	6	10S	-0.73	0.14
SG B	31	37	10	06S	-0.64	0.19
SG B	31	37	16	08S	0.35	0.32
SG B	31	73	10	08S	0.43	0.18
SG B	31	77	7	07S	0.47	0.11
SG B	31	77	11	08S	-0.75	0.20
SG B	31	77	12	08S	0.41	0.22
SG B	31	78	10	08S	0.39	0.23
SG B	31	79	9	08S	0.36	0.16
SG B	31	98	6	08S	-0.66	0.13
SG B	31	100	8	10S	0.43	0.19
SG B	32	1	20	11S	-0.77	0.57
SG B	32	3	12	11S	-0.79	0.24
SG B	32	13	14	14S	-0.94	0.27
SG B	32	30	13	08S	0.39	0.32
SG B	32	32	7	08S	-0.75	0.15
SG B	32	32	8	08S	0.36	0.18
SG B	32	32	8	09S	0.36	0.17
SG B	32	34	9	10S	0.32	0.22
SG B	32	36	9	08S	0.39	0.20
SG B	32	77	11	08S	0.43	0.20
SG B	32	100	11	10S	0.41	0.21
SG B	32	103	10	12S	0.38	0.24
SG B	33	1	23	11S	-0.79	0.67
SG B	33	2	19	11S	-0.81	0.54
SG B	33	28	6	08S	0.36	0.13
SG B	33	52	10	08S	0.45	0.18
SG B	33	79	11	08S	0.41	0.27
SG B	33	87	9	08S	0.47	0.17
SG B	33	88	6	07S	0.45	0.12
SG B	33	89	8	08S	0.38	0.16
SG B	33	103	12	13S	-0.75	0.24
SG B	33	106	11	12S	-0.72	0.26
SG B	33	106	10	12S	0.38	0.24
SG B	34	1	14	11S	-0.77	0.34
SG B	34	2	28	11S	-0.84	0.73

Arkansas Nuclear One, Unit 1 SG B TSP Wear (Broached)						
SG	Row	Col	%TW	Elev	Offset	Voltage
SG B	34	3	16	11S	-0.76	0.44
SG B	34	4	11	12S	0.26	0.22
SG B	34	6	10	14S	-0.96	0.20
SG B	34	85	7	08S	0.36	0.15
SG B	34	90	9	08S	0.45	0.17
SG B	34	107	11	13S	-0.68	0.25
SG B	35	1	17	11S	-0.75	0.44
SG B	35	2	21	11S	-0.79	0.49
SG B	35	2	10	12S	0.19	0.20
SG B	35	3	13	11S	-0.77	0.34
SG B	35	89	8	08S	0.47	0.14
SG B	35	107	15	13S	-0.70	0.32
SG B	35	109	10	12S	-0.70	0.19
SG B	36	2	13	11S	-0.81	0.27
SG B	36	3	11	11S	-0.78	0.25
SG B	36	37	4	07S	0.57	0.07
SG B	36	38	5	08S	0.38	0.10
SG B	36	40	5	08S	0.41	0.11
SG B	36	90	12	08S	-0.68	0.24
SG B	36	97	5	08S	0.43	0.11
SG B	36	108	12	09S	-0.71	0.24
SG B	36	110	22	12S	0.34	0.53
SG B	36	111	11	12S	-0.68	0.26
SG B	36	111	10	13S	-0.72	0.24
SG B	36	111	12	13S	0.34	0.30
SG B	37	2	15	11S	-0.74	0.35
SG B	37	10	14	14S	0.19	0.36
SG B	37	24	7	08S	0.40	0.15
SG B	37	27	6	08S	0.40	0.13
SG B	37	31	10	08S	0.40	0.24
SG B	37	31	8	09S	0.38	0.18
SG B	37	83	6	08S	0.41	0.13
SG B	37	91	7	08S	0.47	0.12
SG B	37	93	11	08S	-0.66	0.22
SG B	37	110	8	10S	0.51	0.18
SG B	37	111	14	13S	-0.70	0.31
SG B	37	112	10	12S	-0.68	0.22
SG B	37	112	12	12S	0.39	0.27

Arkansas Nuclear One, Unit 1 SG B TSP Wear (Broached)						
SG	Row	Col	%TW	Elev	Offset	Voltage
SG B	37	112	12	13S	-0.71	0.27
SG B	37	112	13	13S	0.36	0.28
SG B	37	114	6	11S	-0.64	0.12
SG B	38	1	9	10S	0.38	0.20
SG B	38	2	13	11S	-0.85	0.27
SG B	38	38	7	08S	0.42	0.13
SG B	38	39	5	08S	0.45	0.10
SG B	38	69	8	04S	0.53	0.18
SG B	38	110	12	13S	-0.73	0.24
SG B	38	111	13	10S	0.38	0.29
SG B	38	113	12	13S	-0.71	0.27
SG B	38	115	5	10S	-0.53	0.10
SG B	39	25	7	08S	0.42	0.14
SG B	39	27	7	08S	0.40	0.15
SG B	39	28	4	07S	0.51	0.09
SG B	39	28	4	08S	0.45	0.09
SG B	39	113	14	12S	0.44	0.27
SG B	39	114	12	12S	0.42	0.26
SG B	39	114	14	13S	-0.72	0.29
SG B	40	1	12	11S	-0.73	0.29
SG B	40	3	11	11S	0.38	0.26
SG B	40	31	5	08S	0.38	0.10
SG B	40	93	8	08S	-0.67	0.17
SG B	40	112	10	10S	-0.66	0.20
SG B	40	113	10	10S	-0.66	0.21
SG B	40	113	11	12S	0.42	0.24
SG B	40	113	12	13S	-0.72	0.28
SG B	41	22	6	08S	0.36	0.13
SG B	41	22	10	09S	-0.83	0.21
SG B	41	25	6	08S	-0.75	0.14
SG B	41	97	10	08S	0.46	0.21
SG B	41	111	16	13S	-0.72	0.36
SG B	41	113	8	10S	0.50	0.16
SG B	41	114	9	11S	-0.68	0.19
SG B	41	114	8	14S	-0.65	0.18
SG B	41	115	12	12S	-0.74	0.24
SG B	41	115	22	13S	-0.72	0.54
SG B	41	116	13	12S	0.38	0.31

Arkansas Nuclear One, Unit 1 SG B TSP Wear (Broached)						
SG	Row	Col	%TW	Elev	Offset	Voltage
SG B	42	2	17	11S	-0.79	0.35
SG B	42	24	8	08S	0.34	0.15
SG B	42	25	4	08S	0.41	0.10
SG B	42	112	15	13S	-0.72	0.34
SG B	43	100	10	08S	0.44	0.20
SG B	43	114	7	09S	0.50	0.15
SG B	43	114	13	13S	-0.74	0.27
SG B	43	115	10	13S	-0.70	0.19
SG B	44	1	6	10S	0.36	0.14
SG B	44	2	11	11S	-0.76	0.25
SG B	44	3	8	10S	0.09	0.18
SG B	44	4	10	10S	0.17	0.23
SG B	44	25	4	08S	0.45	0.07
SG B	44	98	10	09S	0.48	0.19
SG B	44	100	8	08S	0.46	0.17
SG B	44	113	12	09S	-0.70	0.27
SG B	44	114	15	13S	-0.70	0.34
SG B	44	115	13	12S	0.40	0.29
SG B	44	116	22	13S	-0.68	0.53
SG B	44	117	14	11S	-0.68	0.32
SG B	45	3	11	11S	0.38	0.26
SG B	45	5	9	10S	0.04	0.21
SG B	45	29	4	08S	0.47	0.07
SG B	45	113	18	09S	-0.56	0.41
SG B	45	113	7	09S	0.50	0.13
SG B	45	114	14	09S	-0.67	0.31
SG B	45	114	11	13S	-0.69	0.23
SG B	45	115	9	10S	0.54	0.17
SG B	45	115	10	13S	-0.61	0.19
SG B	45	116	8	10S	0.54	0.17
SG B	45	116	16	13S	-0.69	0.33
SG B	45	118	17	13S	-0.72	0.37
SG B	46	2	8	10S	0.40	0.18
SG B	46	6	8	10S	0.06	0.19
SG B	46	103	8	07S	0.53	0.17
SG B	46	103	5	08S	0.49	0.09
SG B	46	114	14	13S	-0.70	0.32
SG B	46	115	7	10S	0.51	0.15

Arkansas Nuclear One, Unit 1 SG B TSP Wear (Broached)						
SG	Row	Col	%TW	Elev	Offset	Voltage
SG B	46	117	13	13S	-0.66	0.29
SG B	46	118	12	13S	-0.66	0.27
SG B	46	119	11	11S	-0.66	0.26
SG B	46	119	17	13S	-0.68	0.41
SG B	46	119	14	13S	0.38	0.34
SG B	47	1	13	11S	0.45	0.32
SG B	47	2	7	10S	0.38	0.15
SG B	47	7	12	10S	0.11	0.30
SG B	47	111	19	09S	-0.64	0.49
SG B	47	114	10	10S	0.53	0.22
SG B	47	117	11	13S	-0.68	0.26
SG B	48	1	13	11S	0.43	0.32
SG B	48	20	4	09S	-0.72	0.08
SG B	48	38	4	08S	0.43	0.09
SG B	48	113	14	09S	-0.64	0.33
SG B	48	114	14	09S	-0.64	0.33
SG B	48	116	12	13S	-0.66	0.28
SG B	48	121	10	11S	0.56	0.23
SG B	48	121	13	12S	-0.66	0.31
SG B	48	121	24	13S	-0.69	0.69
SG B	49	1	12	11S	-0.79	0.30
SG B	49	1	10	12S	0.26	0.24
SG B	49	2	13	11S	-0.77	0.33
SG B	49	2	12	11S	0.43	0.28
SG B	49	7	5	13S	0.24	0.11
SG B	49	8	9	10S	0.11	0.22
SG B	49	20	4	08S	0.39	0.08
SG B	49	84	12	04S	-0.69	0.25
SG B	49	85	7	06S	0.47	0.15
SG B	49	102	5	08S	0.49	0.11
SG B	49	113	13	09S	-0.66	0.30
SG B	49	113	8	09S	0.45	0.17
SG B	49	115	11	13S	-0.70	0.23
SG B	49	122	16	13S	-0.66	0.39
SG B	50	1	10	10S	-0.75	0.24
SG B	50	1	15	11S	-0.79	0.39
SG B	50	8	5	13S	0.20	0.12
SG B	50	20	4	08S	0.36	0.08

Arkansas Nuclear One, Unit 1 SG B TSP Wear (Broached)						
SG	Row	Col	%TW	Elev	Offset	Voltage
SG B	50	105	7	08S	0.49	0.15
SG B	50	113	13	09S	-0.66	0.31
SG B	50	114	9	10S	0.49	0.20
SG B	50	116	8	10S	0.51	0.17
SG B	51	6	10	13S	0.21	0.24
SG B	51	118	11	12S	0.43	0.26
SG B	52	4	11	10S	-0.75	0.27
SG B	52	4	9	13S	0.24	0.20
SG B	52	76	11	07S	0.51	0.24
SG B	52	83	13	04S	-0.66	0.28
SG B	52	93	12	08S	0.49	0.26
SG B	52	114	10	09S	0.51	0.22
SG B	52	116	11	10S	0.45	0.25
SG B	52	120	9	13S	-0.64	0.19
SG B	52	121	10	10S	0.63	0.22
SG B	52	121	18	13S	-0.67	0.45
SG B	53	1	5	06S	0.47	0.11
SG B	53	1	10	11S	-0.72	0.24
SG B	53	3	14	14S	-0.92	0.33
SG B	53	104	7	08S	0.49	0.13
SG B	53	116	16	13S	-0.66	0.38
SG B	53	117	10	10S	0.49	0.23
SG B	53	117	17	13S	-0.70	0.41
SG B	53	118	14	10S	0.51	0.33
SG B	53	118	13	13S	-0.68	0.30
SG B	53	119	14	10S	0.51	0.32
SG B	53	120	11	10S	0.56	0.25
SG B	53	121	18	10S	0.57	0.44
SG B	53	122	12	10S	0.66	0.28
SG B	53	122	10	12S	0.43	0.22
SG B	53	124	12	13S	-0.64	0.28
SG B	54	1	12	12S	0.21	0.29
SG B	54	1	15	14S	-0.79	0.38
SG B	54	22	5	08S	0.36	0.10
SG B	54	23	12	08S	-0.68	0.26
SG B	54	23	10	08S	0.38	0.20
SG B	54	23	10	09S	-0.74	0.20
SG B	54	92	14	03S	-0.66	0.30

Arkansas Nuclear One, Unit 1 SG B TSP Wear (Broached)						
SG	Row	Col	%TW	Elev	Offset	Voltage
SG B	54	118	16	13S	-0.70	0.39
SG B	54	119	12	09S	-0.68	0.28
SG B	54	119	8	10S	0.49	0.17
SG B	54	120	11	09S	-0.66	0.23
SG B	54	120	7	10S	0.53	0.14
SG B	54	121	11	09S	-0.66	0.26
SG B	54	122	11	09S	-0.66	0.24
SG B	54	122	7	10S	0.53	0.15
SG B	54	123	9	10S	0.60	0.21
SG B	54	123	9	11S	0.51	0.20
SG B	54	123	23	13S	-0.64	0.64
SG B	54	124	17	12S	-0.68	0.42
SG B	54	124	11	12S	0.49	0.26
SG B	54	124	24	13S	-0.64	0.66
SG B	54	125	8	12S	0.45	0.17
SG B	55	4	6	13S	-0.76	0.12
SG B	55	26	8	08S	0.34	0.16
SG B	55	124	9	09S	0.51	0.20
SG B	55	125	13	10S	0.65	0.30
SG B	55	125	10	12S	-0.70	0.22
SG B	55	125	16	12S	0.43	0.37
SG B	56	25	5	08S	0.39	0.11
SG B	56	112	7	08S	0.53	0.14
SG B	56	125	10	10S	0.60	0.22
SG B	56	125	15	12S	-0.66	0.37
SG B	56	126	10	10S	0.70	0.21
SG B	56	126	12	12S	-0.68	0.26
SG B	56	127	12	12S	-0.66	0.27
SG B	57	1	10	11S	-0.81	0.22
SG B	57	17	7	08S	0.36	0.15
SG B	57	20	8	08S	0.38	0.17
SG B	57	22	8	08S	0.36	0.17
SG B	57	124	11	09S	-0.64	0.25
SG B	57	126	19	12S	0.43	0.51
SG B	57	126	15	13S	-0.64	0.37
SG B	57	127	12	10S	0.68	0.26
SG B	58	18	5	09S	-0.77	0.11
SG B	58	99	16	03S	-0.64	0.35

Arkansas Nuclear One, Unit 1 SG B TSP Wear (Broached)						
SG	Row	Col	%TW	Elev	Offset	Voltage
SG B	58	108	6	09S	0.49	0.13
SG B	58	126	9	11S	0.55	0.20
SG B	58	126	13	12S	-0.64	0.30
SG B	58	126	15	13S	-0.64	0.36
SG B	58	127	12	12S	-0.66	0.27
SG B	58	127	12	13S	-0.71	0.27
SG B	59	110	10	09S	-0.66	0.22
SG B	59	124	12	09S	0.53	0.27
SG B	59	125	9	11S	0.64	0.20
SG B	59	127	11	10S	0.66	0.25
SG B	59	128	10	13S	-0.64	0.23
SG B	60	1	10	11S	-0.77	0.23
SG B	60	4	16	11S	0.30	0.39
SG B	60	19	8	08S	0.34	0.16
SG B	60	124	12	09S	-0.64	0.28
SG B	60	125	10	09S	-0.56	0.21
SG B	60	125	10	09S	0.51	0.21
SG B	60	125	9	10S	0.49	0.19
SG B	60	125	7	11S	0.60	0.15
SG B	60	125	14	14S	0.54	0.33
SG B	60	127	9	10S	0.63	0.20
SG B	61	1	14	11S	-0.79	0.33
SG B	61	6	12	11S	0.34	0.28
SG B	61	125	10	09S	0.55	0.23
SG B	61	126	7	10S	0.53	0.15
SG B	61	127	8	10S	0.64	0.17
SG B	61	128	12	13S	-0.66	0.28
SG B	61	129	7	12S	-0.60	0.15
SG B	61	130	9	10S	0.66	0.19
SG B	62	5	8	14S	-0.89	0.15
SG B	62	110	6	08S	0.58	0.14
SG B	62	122	13	09S	-0.51	0.30
SG B	62	124	7	10S	0.59	0.14
SG B	62	124	10	12S	0.43	0.22
SG B	63	3	13	11S	0.32	0.33
SG B	63	4	26	11S	0.31	0.83
SG B	63	125	9	09S	-0.62	0.18
SG B	63	125	13	09S	0.53	0.31

Arkansas Nuclear One, Unit 1 SG B TSP Wear (Broached)						
SG	Row	Col	%TW	Elev	Offset	Voltage
SG B	63	126	8	10S	0.62	0.18
SG B	63	128	13	12S	0.49	0.30
SG B	63	128	14	13S	-0.62	0.35
SG B	63	129	10	12S	0.49	0.23
SG B	64	5	10	12S	0.23	0.21
SG B	64	111	10	09S	-0.70	0.22
SG B	64	123	9	10S	-0.66	0.19
SG B	64	124	6	09S	0.57	0.12
SG B	64	125	11	10S	0.60	0.25
SG B	64	129	12	10S	0.64	0.28
SG B	65	110	9	09S	-0.59	0.20
SG B	65	110	11	09S	0.47	0.26
SG B	65	110	8	10S	0.42	0.18
SG B	65	114	11	08S	0.51	0.24
SG B	65	118	10	09S	0.53	0.22
SG B	65	128	6	12S	0.51	0.14
SG B	66	37	6	08S	0.49	0.12
SG B	66	109	7	08S	0.57	0.15
SG B	66	119	6	09S	0.51	0.12
SG B	66	124	14	12S	0.45	0.33
SG B	67	5	8	10S	0.21	0.19
SG B	67	6	6	13S	-0.83	0.12
SG B	67	121	10	11S	0.51	0.21
SG B	67	125	6	09S	-0.58	0.12
SG B	67	126	10	13S	-0.62	0.22
SG B	67	129	7	10S	0.61	0.14
SG B	67	130	10	12S	0.51	0.24
SG B	67	130	9	13S	-0.64	0.21
SG B	67	130	12	13S	0.51	0.27
SG B	68	5	11	12S	0.23	0.23
SG B	68	7	13	14S	0.19	0.29
SG B	68	110	10	08S	0.53	0.20
SG B	68	111	6	08S	0.53	0.12
SG B	68	113	7	08S	0.53	0.14
SG B	68	114	6	08S	0.55	0.12
SG B	68	117	7	09S	0.49	0.15
SG B	68	124	7	09S	0.58	0.16
SG B	68	126	8	09S	-0.56	0.17

Arkansas Nuclear One, Unit 1 SG B TSP Wear (Broached)						
SG	Row	Col	%TW	Elev	Offset	Voltage
SG B	68	126	7	09S	0.53	0.14
SG B	68	129	10	12S	0.45	0.22
SG B	68	130	6	12S	0.53	0.13
SG B	68	131	12	10S	-0.55	0.29
SG B	68	131	12	10S	0.60	0.28
SG B	68	131	17	13S	0.49	0.42
SG B	69	4	13	11S	0.36	0.28
SG B	69	4	11	12S	0.25	0.24
SG B	69	6	11	14S	0.15	0.23
SG B	69	8	16	14S	-0.91	0.36
SG B	69	13	16	14S	-0.36	0.42
SG B	69	16	14	14S	-0.46	0.31
SG B	69	112	11	09S	-0.64	0.25
SG B	69	113	11	09S	-0.64	0.25
SG B	69	114	7	08S	0.55	0.14
SG B	69	128	9	13S	-0.64	0.19
SG B	69	130	10	12S	0.47	0.22
SG B	69	131	14	12S	0.48	0.34
SG B	69	131	19	13S	0.47	0.47
SG B	70	5	10	12S	0.25	0.20
SG B	70	5	12	14S	-0.93	0.26
SG B	70	6	8	13S	0.24	0.19
SG B	70	20	5	08S	0.38	0.10
SG B	70	116	11	09S	0.49	0.26
SG B	70	118	11	09S	0.51	0.24
SG B	70	124	10	09S	-0.60	0.22
SG B	70	124	7	09S	0.51	0.14
SG B	70	128	16	12S	0.44	0.38
SG B	70	130	6	12S	0.51	0.12
SG B	71	1	8	12S	-0.87	0.16
SG B	71	5	9	10S	0.06	0.18
SG B	71	116	5	08S	0.55	0.10
SG B	71	121	7	09S	0.53	0.14
SG B	71	132	11	10S	-0.62	0.26
SG B	72	67	10	13S	-0.71	0.20
SG B	72	67	10	13S	0.43	0.20
SG B	72	125	25	11S	0.45	0.73
SG B	72	128	7	12S	0.55	0.16

Arkansas Nuclear One, Unit 1 SG B TSP Wear (Broached)						
SG	Row	Col	%TW	Elev	Offset	Voltage
SG B	72	129	12	12S	-0.64	0.27
SG B	72	129	14	12S	0.49	0.34
SG B	72	130	7	11S	0.55	0.16
SG B	72	130	16	12S	0.44	0.40
SG B	72	131	10	10S	-0.60	0.24
SG B	72	131	11	11S	0.56	0.26
SG B	72	131	12	12S	0.60	0.28
SG B	73	7	12	14S	-0.92	0.33
SG B	73	108	9	08S	0.45	0.19
SG B	73	120	9	09S	0.53	0.20
SG B	73	125	10	09S	-0.55	0.23
SG B	73	126	13	09S	-0.55	0.29
SG B	73	131	12	09S	-0.53	0.27
SG B	73	131	9	12S	0.55	0.20
SG B	73	131	30	13S	0.45	0.95
SG B	73	132	9	08S	-0.64	0.19
SG B	73	132	7	08S	0.64	0.14
SG B	73	132	25	10S	-0.59	0.68
SG B	73	132	8	12S	0.66	0.16
SG B	74	114	8	08S	0.57	0.17
SG B	74	117	12	09S	-0.64	0.28
SG B	74	124	7	13S	-0.60	0.14
SG B	74	125	11	09S	-0.64	0.25
SG B	74	127	10	12S	0.48	0.22
SG B	74	127	10	13S	-0.63	0.22
SG B	74	128	8	09S	-0.51	0.18
SG B	74	130	11	10S	0.53	0.24
SG B	74	131	13	11S	-0.58	0.31
SG B	74	131	10	12S	0.64	0.24
SG B	74	131	13	13S	0.51	0.32
SG B	75	2	10	11S	-0.90	0.21
SG B	75	5	9	10S	-0.09	0.23
SG B	75	125	20	14S	0.47	0.49
SG B	75	126	9	09S	-0.57	0.20
SG B	75	126	6	09S	0.51	0.11
SG B	75	127	17	13S	-0.63	0.42
SG B	75	128	13	13S	-0.64	0.31
SG B	75	129	8	12S	0.55	0.16

Arkansas Nuclear One, Unit 1 SG B TSP Wear (Broached)						
SG	Row	Col	%TW	Elev	Offset	Voltage
SG B	75	131	5	11S	0.64	0.10
SG B	75	131	8	12S	0.51	0.18
SG B	75	132	12	11S	-0.58	0.29
SG B	75	132	9	12S	0.58	0.20
SG B	75	132	14	13S	0.53	0.34
SG B	76	1	11	11S	-0.77	0.25
SG B	76	1	13	12S	-0.79	0.31
SG B	76	4	4	10S	-0.04	0.07
SG B	76	110	12	09S	0.51	0.22
SG B	76	123	11	09S	-0.57	0.23
SG B	76	123	10	09S	0.59	0.22
SG B	76	123	22	14S	0.45	0.56
SG B	76	124	11	09S	-0.62	0.26
SG B	76	124	9	14S	0.53	0.19
SG B	76	127	17	11S	0.60	0.33
SG B	77	1	18	11S	-0.79	0.48
SG B	77	2	12	12S	-0.83	0.25
SG B	77	4	11	12S	0.26	0.22
SG B	77	18	5	08S	0.40	0.08
SG B	77	108	15	08S	0.49	0.28
SG B	77	116	17	09S	0.49	0.34
SG B	77	118	20	09S	0.51	0.42
SG B	77	120	12	09S	0.60	0.22
SG B	77	126	18	09S	-0.60	0.35
SG B	77	126	15	09S	0.60	0.28
SG B	77	127	10	09S	-0.47	0.23
SG B	77	130	17	11S	0.53	0.33
SG B	77	130	16	12S	0.49	0.30
SG B	77	131	8	10S	0.49	0.18
SG B	77	132	14	09S	-0.55	0.27
SG B	77	132	14	12S	0.55	0.25
SG B	78	1	13	12S	-0.82	0.25
SG B	78	2	12	12S	-0.73	0.26
SG B	78	3	11	12S	0.24	0.24
SG B	78	4	9	10S	0.06	0.16
SG B	78	4	14	12S	0.28	0.29
SG B	78	4	10	13S	-0.79	0.19
SG B	78	114	9	08S	0.53	0.16

Arkansas Nuclear One, Unit 1 SG B TSP Wear (Broached)						
SG	Row	Col	%TW	Elev	Offset	Voltage
SG B	78	116	10	09S	0.53	0.18
SG B	78	118	13	08S	0.53	0.23
SG B	78	125	8	09S	-0.53	0.16
SG B	78	125	7	09S	0.53	0.14
SG B	78	126	15	09S	-0.57	0.30
SG B	78	128	13	12S	0.47	0.25
SG B	78	129	6	06S	0.55	0.12
SG B	78	129	14	13S	0.47	0.34
SG B	79	1	17	12S	-0.81	0.40
SG B	79	2	19	12S	-0.83	0.45
SG B	79	3	16	12S	0.28	0.35
SG B	79	4	11	12S	0.28	0.21
SG B	79	123	11	09S	0.51	0.19
SG B	79	126	10	09S	-0.58	0.22
SG B	79	126	11	14S	-0.66	0.25
SG B	79	126	12	14S	0.45	0.28
SG B	79	130	16	11S	0.50	0.37
SG B	79	131	12	12S	0.51	0.29
SG B	79	132	13	08S	0.57	0.24
SG B	79	132	11	10S	0.53	0.19
SG B	80	1	14	11S	-0.82	0.33
SG B	80	1	17	12S	-0.77	0.39
SG B	80	2	10	12S	-0.70	0.22
SG B	80	4	11	10S	0.02	0.20
SG B	80	5	10	06S	0.41	0.21
SG B	80	25	11	09S	-0.77	0.26
SG B	80	26	10	09S	-0.72	0.19
SG B	80	114	10	08S	0.59	0.17
SG B	80	115	7	08S	0.57	0.14
SG B	80	126	23	09S	-0.59	0.51
SG B	80	130	10	11S	0.51	0.17
SG B	81	2	17	12S	-0.78	0.41
SG B	81	3	14	12S	0.30	0.27
SG B	81	5	14	10S	0.09	0.33
SG B	81	6	5	14S	0.19	0.09
SG B	81	112	18	08S	0.55	0.36
SG B	81	113	12	07S	-0.55	0.27
SG B	81	113	9	08S	0.55	0.19

Arkansas Nuclear One, Unit 1 SG B TSP Wear (Broached)						
SG	Row	Col	%TW	Elev	Offset	Voltage
SG B	81	114	12	09S	0.51	0.22
SG B	81	118	18	11S	-0.70	0.36
SG B	81	120	11	09S	0.51	0.20
SG B	81	125	16	11S	0.45	0.40
SG B	81	126	14	09S	-0.57	0.25
SG B	81	126	17	09S	0.57	0.33
SG B	81	127	11	13S	-0.62	0.24
SG B	81	130	12	13S	-0.53	0.21
SG B	81	131	17	12S	0.49	0.43
SG B	81	132	16	09S	-0.64	0.31
SG B	82	1	16	12S	-0.74	0.38
SG B	82	2	15	12S	-0.82	0.33
SG B	82	4	12	10S	0.02	0.23
SG B	82	22	6	08S	0.51	0.13
SG B	82	112	13	08S	0.57	0.24
SG B	82	112	20	09S	-0.62	0.41
SG B	82	112	15	09S	0.53	0.29
SG B	82	114	19	09S	-0.62	0.39
SG B	82	114	11	09S	0.49	0.20
SG B	82	115	7	08S	0.53	0.15
SG B	82	115	8	09S	-0.64	0.18
SG B	82	115	10	09S	0.45	0.21
SG B	82	116	16	08S	0.55	0.32
SG B	82	116	13	09S	0.51	0.24
SG B	82	119	9	09S	0.53	0.21
SG B	82	120	9	08S	0.55	0.15
SG B	82	122	14	09S	0.55	0.27
SG B	82	126	15	09S	0.51	0.28
SG B	82	126	15	11S	0.49	0.28
SG B	82	126	15	12S	0.40	0.28
SG B	83	1	11	12S	-0.81	0.24
SG B	83	2	19	12S	-0.71	0.47
SG B	83	4	5	10S	0.02	0.08
SG B	83	4	13	12S	0.28	0.26
SG B	83	5	12	10S	0.09	0.28
SG B	83	23	9	08S	0.40	0.17
SG B	83	25	7	08S	0.40	0.12
SG B	83	112	13	09S	0.49	0.24

Arkansas Nuclear One, Unit 1 SG B TSP Wear (Broached)						
SG	Row	Col	%TW	Elev	Offset	Voltage
SG B	83	116	11	08S	0.59	0.19
SG B	83	116	16	09S	0.51	0.32
SG B	83	117	14	09S	0.47	0.32
SG B	83	127	6	09S	-0.53	0.14
SG B	83	128	18	13S	-0.64	0.35
SG B	84	1	20	12S	-0.75	0.48
SG B	84	2	17	12S	-0.75	0.39
SG B	84	2	15	12S	0.30	0.34
SG B	84	4	13	10S	0.06	0.26
SG B	84	4	11	12S	0.26	0.21
SG B	84	18	11	08S	-0.74	0.21
SG B	84	112	7	08S	0.61	0.13
SG B	84	115	5	08S	0.56	0.10
SG B	84	116	12	09S	0.51	0.23
SG B	84	117	10	09S	0.47	0.22
SG B	84	120	14	09S	0.53	0.26
SG B	84	126	16	09S	0.53	0.30
SG B	84	130	12	12S	0.47	0.21
SG B	85	1	11	08S	-0.73	0.23
SG B	85	2	12	11S	-0.73	0.26
SG B	85	2	14	12S	-0.77	0.32
SG B	85	29	7	08S	0.40	0.13
SG B	85	111	7	08S	0.59	0.15
SG B	85	112	13	09S	0.51	0.23
SG B	85	114	17	09S	0.49	0.34
SG B	85	116	15	09S	0.51	0.29
SG B	85	118	13	09S	0.51	0.24
SG B	85	124	11	12S	0.47	0.20
SG B	85	125	7	09S	-0.52	0.16
SG B	85	125	6	09S	0.53	0.13
SG B	85	125	8	14S	0.55	0.17
SG B	85	129	10	07S	-0.55	0.22
SG B	85	129	7	09S	-0.53	0.14
SG B	86	1	13	12S	-0.80	0.28
SG B	86	1	14	12S	0.28	0.31
SG B	86	4	14	10S	0.11	0.28
SG B	86	20	6	08S	-0.79	0.13
SG B	86	20	6	08S	0.36	0.12

Arkansas Nuclear One, Unit 1 SG B TSP Wear (Broached)						
SG	Row	Col	%TW	Elev	Offset	Voltage
SG B	86	25	12	08S	0.40	0.25
SG B	86	114	12	09S	0.51	0.22
SG B	86	115	12	09S	0.55	0.26
SG B	87	1	12	12S	-0.84	0.27
SG B	87	3	12	06S	-0.70	0.26
SG B	87	3	15	10S	0.11	0.30
SG B	87	3	19	12S	0.30	0.42
SG B	87	25	7	08S	0.41	0.15
SG B	87	119	11	09S	0.53	0.20
SG B	88	1	11	12S	-0.76	0.20
SG B	88	2	12	05S	-0.71	0.26
SG B	88	2	13	12S	-0.75	0.28
SG B	88	2	12	12S	0.34	0.27
SG B	88	4	11	10S	0.13	0.20
SG B	88	110	6	08S	0.58	0.12
SG B	88	110	10	09S	0.49	0.22
SG B	88	112	6	08S	0.53	0.13
SG B	88	113	12	09S	0.55	0.21
SG B	88	114	11	09S	0.47	0.26
SG B	88	115	17	09S	0.53	0.33
SG B	88	116	8	09S	0.51	0.18
SG B	89	4	8	10S	0.11	0.14
SG B	89	111	11	08S	0.59	0.20
SG B	89	111	21	14S	0.36	0.45
SG B	89	119	29	14S	-0.66	0.73
SG B	89	122	11	09S	0.57	0.24
SG B	89	125	11	11S	0.51	0.26
SG B	89	126	12	10S	0.51	0.21
SG B	89	126	9	14S	0.53	0.16
SG B	90	5	10	10S	0.02	0.18
SG B	90	6	11	12S	0.32	0.24
SG B	90	105	10	08S	0.55	0.18
SG B	90	107	11	09S	0.49	0.19
SG B	90	109	11	08S	0.59	0.20
SG B	90	112	10	09S	0.51	0.22
SG B	90	113	14	09S	0.47	0.26
SG B	90	116	10	09S	0.51	0.22
SG B	90	123	11	14S	0.47	0.20

Arkansas Nuclear One, Unit 1 SG B TSP Wear (Broached)						
SG	Row	Col	%TW	Elev	Offset	Voltage
SG B	90	124	7	14S	0.55	0.15
SG B	91	5	12	11S	-0.77	0.27
SG B	91	5	10	12S	-0.81	0.21
SG B	91	110	11	08S	0.59	0.20
SG B	91	111	9	08S	0.53	0.21
SG B	91	112	14	08S	0.57	0.26
SG B	91	112	11	09S	0.53	0.19
SG B	91	114	14	09S	0.49	0.26
SG B	91	116	21	09S	0.53	0.44
SG B	91	118	20	09S	0.53	0.41
SG B	91	126	7	14S	0.51	0.12
SG B	92	24	8	08S	-0.81	0.18
SG B	92	109	13	08S	0.57	0.25
SG B	92	111	12	09S	0.49	0.21
SG B	92	112	11	08S	0.56	0.24
SG B	92	112	10	09S	0.51	0.21
SG B	92	113	13	09S	0.51	0.23
SG B	92	115	15	09S	0.51	0.28
SG B	92	116	12	09S	0.49	0.27
SG B	92	117	12	09S	0.51	0.22
SG B	92	118	8	09S	0.49	0.18
SG B	93	4	13	11S	-0.75	0.26
SG B	93	4	17	12S	-0.76	0.36
SG B	93	4	16	12S	0.32	0.34
SG B	93	23	5	08S	0.49	0.09
SG B	93	107	5	08S	0.51	0.11
SG B	93	108	13	08S	0.59	0.24
SG B	93	111	7	08S	0.56	0.14
SG B	93	111	10	15S	0.36	0.23
SG B	93	112	18	09S	0.51	0.36
SG B	93	116	13	09S	0.51	0.23
SG B	93	125	13	09S	0.55	0.29
SG B	93	125	6	14S	0.62	0.12
SG B	93	128	20	12S	-0.59	0.42
SG B	94	11	12	14S	0.21	0.24
SG B	94	107	10	08S	0.57	0.18
SG B	94	109	17	08S	0.53	0.34
SG B	94	111	14	08S	0.57	0.27

Arkansas Nuclear One, Unit 1 SG B TSP Wear (Broached)						
SG	Row	Col	%TW	Elev	Offset	Voltage
SG B	94	112	6	08S	0.55	0.12
SG B	94	114	11	09S	0.49	0.25
SG B	94	115	13	09S	0.51	0.25
SG B	94	116	11	09S	0.53	0.24
SG B	94	117	12	09S	0.51	0.21
SG B	94	121	13	09S	0.53	0.24
SG B	94	125	18	09S	-0.59	0.37
SG B	94	126	11	12S	0.49	0.25
SG B	94	127	17	12S	0.49	0.35
SG B	95	4	18	14S	-0.89	0.38
SG B	95	5	15	10S	-0.71	0.35
SG B	95	104	14	08S	0.59	0.26
SG B	95	106	13	08S	0.53	0.24
SG B	95	107	9	08S	0.55	0.19
SG B	95	108	9	08S	0.53	0.16
SG B	95	108	11	09S	0.49	0.21
SG B	95	109	6	08S	0.53	0.12
SG B	95	109	8	09S	0.51	0.17
SG B	95	111	6	08S	0.59	0.12
SG B	95	112	11	08S	0.57	0.19
SG B	95	112	12	09S	0.51	0.23
SG B	95	113	10	09S	0.49	0.23
SG B	95	114	15	09S	0.53	0.29
SG B	95	115	10	09S	0.49	0.22
SG B	95	116	11	09S	0.55	0.20
SG B	95	117	10	09S	0.54	0.23
SG B	95	118	15	09S	0.57	0.28
SG B	95	119	10	09S	0.53	0.22
SG B	95	120	12	09S	0.51	0.22
SG B	95	121	10	09S	0.53	0.23
SG B	95	126	14	12S	0.49	0.29
SG B	96	1	22	12S	-0.79	0.56
SG B	96	108	10	09S	0.53	0.19
SG B	96	109	7	08S	0.58	0.15
SG B	96	110	10	09S	0.49	0.20
SG B	96	111	6	08S	0.56	0.13
SG B	96	112	11	09S	0.51	0.23
SG B	96	114	15	09S	0.51	0.32

Arkansas Nuclear One, Unit 1 SG B TSP Wear (Broached)						
SG	Row	Col	%TW	Elev	Offset	Voltage
SG B	96	116	14	09S	0.53	0.29
SG B	96	118	17	09S	0.53	0.37
SG B	96	119	12	11S	-0.64	0.27
SG B	96	120	7	09S	0.55	0.13
SG B	96	124	12	12S	0.45	0.23
SG B	96	124	9	14S	0.53	0.18
SG B	96	126	12	12S	0.51	0.25
SG B	97	8	10	14S	-0.90	0.18
SG B	97	9	15	14S	-0.85	0.35
SG B	97	22	5	08S	0.38	0.09
SG B	97	23	11	08S	0.36	0.25
SG B	97	26	7	08S	0.44	0.15
SG B	97	96	5	08S	0.51	0.10
SG B	97	109	7	08S	0.58	0.15
SG B	97	112	11	09S	0.53	0.22
SG B	97	114	11	09S	0.49	0.22
SG B	97	116	11	09S	-0.64	0.23
SG B	97	116	20	09S	0.53	0.46
SG B	97	117	9	09S	-0.56	0.21
SG B	97	117	11	09S	0.56	0.27
SG B	97	119	9	09S	0.62	0.20
SG B	97	122	17	12S	0.43	0.38
SG B	97	123	11	11S	-0.64	0.26
SG B	97	123	16	12S	0.47	0.39
SG B	97	124	12	12S	0.47	0.23
SG B	97	124	9	14S	0.57	0.17
SG B	97	126	10	11S	0.55	0.19
SG B	98	1	14	12S	0.32	0.31
SG B	98	6	7	10S	0.24	0.13
SG B	98	107	13	08S	0.55	0.27
SG B	98	107	11	09S	-0.66	0.21
SG B	98	108	7	08S	-0.53	0.16
SG B	98	108	8	08S	0.51	0.17
SG B	98	109	11	08S	-0.55	0.23
SG B	98	109	12	08S	0.55	0.23
SG B	98	109	11	09S	0.53	0.21
SG B	98	110	6	08S	0.53	0.13
SG B	98	113	11	09S	0.53	0.22

Arkansas Nuclear One, Unit 1 SG B TSP Wear (Broached)						
SG	Row	Col	%TW	Elev	Offset	Voltage
SG B	98	115	18	09S	-0.63	0.39
SG B	98	116	9	09S	0.53	0.20
SG B	98	117	8	09S	0.53	0.15
SG B	98	117	13	11S	-0.66	0.28
SG B	98	118	7	11S	-0.67	0.15
SG B	98	120	6	11S	-0.69	0.14
SG B	98	122	9	11S	-0.64	0.21
SG B	98	122	10	14S	0.57	0.23
SG B	98	125	12	12S	-0.61	0.23
SG B	99	1	12	12S	0.28	0.27
SG B	99	1	12	14S	0.19	0.27
SG B	99	2	13	12S	-0.74	0.29
SG B	99	4	6	10S	0.11	0.12
SG B	99	4	10	14S	-0.83	0.18
SG B	99	6	9	10S	0.00	0.17
SG B	99	7	11	10S	-0.02	0.23
SG B	99	105	9	08S	0.53	0.19
SG B	99	106	11	09S	0.49	0.21
SG B	99	107	9	08S	-0.53	0.19
SG B	99	107	7	08S	0.53	0.16
SG B	99	108	10	09S	0.51	0.20
SG B	99	110	13	09S	0.45	0.26
SG B	99	112	10	09S	0.51	0.19
SG B	99	113	9	09S	0.49	0.20
SG B	99	114	11	09S	-0.62	0.21
SG B	99	114	10	09S	0.51	0.20
SG B	99	115	10	09S	-0.60	0.23
SG B	99	115	9	09S	0.56	0.20
SG B	99	115	14	11S	-0.66	0.34
SG B	99	116	13	11S	-0.57	0.28
SG B	99	116	13	13S	-0.68	0.27
SG B	99	118	10	11S	0.55	0.20
SG B	99	119	18	14S	0.45	0.45
SG B	99	121	15	12S	0.49	0.37
SG B	99	124	8	12S	0.55	0.14
SG B	99	124	12	13S	0.51	0.24
SG B	100	1	11	12S	0.41	0.23
SG B	100	3	12	10S	0.23	0.22

Arkansas Nuclear One, Unit 1 SG B TSP Wear (Broached)						
SG	Row	Col	%TW	Elev	Offset	Voltage
SG B	100	3	10	12S	0.28	0.19
SG B	100	4	13	14S	-0.76	0.25
SG B	100	5	8	10S	0.02	0.17
SG B	100	7	14	10S	0.06	0.31
SG B	100	8	10	10S	0.06	0.18
SG B	100	8	25	14S	0.00	0.63
SG B	100	21	11	08S	0.38	0.20
SG B	100	99	12	08S	0.57	0.24
SG B	100	105	11	08S	0.53	0.21
SG B	100	108	6	08S	0.55	0.13
SG B	100	109	11	09S	0.47	0.21
SG B	100	114	9	09S	-0.60	0.20
SG B	100	114	12	09S	0.54	0.28
SG B	100	114	13	11S	-0.66	0.31
SG B	100	115	13	09S	0.59	0.27
SG B	100	115	14	11S	-0.62	0.29
SG B	100	118	6	14S	0.55	0.14
SG B	101	7	9	10S	0.02	0.20
SG B	101	20	8	08S	0.40	0.15
SG B	101	22	6	08S	0.40	0.12
SG B	101	23	11	08S	0.38	0.20
SG B	101	104	7	08S	0.68	0.17
SG B	101	106	7	08S	0.55	0.18
SG B	101	107	12	09S	0.53	0.31
SG B	101	108	11	09S	0.53	0.28
SG B	101	109	11	09S	0.50	0.28
SG B	101	111	10	09S	-0.62	0.27
SG B	101	111	10	09S	0.54	0.27
SG B	101	112	18	11S	-0.62	0.53
SG B	101	117	7	14S	0.63	0.17
SG B	101	120	14	12S	0.56	0.39
SG B	101	120	8	13S	0.64	0.21
SG B	102	5	12	14S	-0.87	0.23
SG B	102	7	15	10S	0.02	0.32
SG B	102	29	11	09S	-0.74	0.22
SG B	102	104	11	09S	0.57	0.28
SG B	102	108	10	09S	0.57	0.25
SG B	102	112	10	09S	0.47	0.26

Arkansas Nuclear One, Unit 1 SG B TSP Wear (Broached)						
SG	Row	Col	%TW	Elev	Offset	Voltage
SG B	102	113	18	11S	-0.61	0.49
SG B	102	114	12	11S	-0.66	0.32
SG B	103	7	9	10S	0.11	0.20
SG B	103	8	11	10S	0.00	0.22
SG B	103	107	10	09S	0.51	0.24
SG B	103	110	9	08S	0.62	0.21
SG B	103	113	8	09S	-0.55	0.20
SG B	103	113	12	09S	0.47	0.31
SG B	103	121	11	07S	-0.72	0.29
SG B	104	1	10	12S	-0.70	0.18
SG B	104	1	29	12S	0.40	0.78
SG B	104	6	15	04S	-0.70	0.31
SG B	104	6	14	10S	0.04	0.29
SG B	104	7	11	10S	0.04	0.24
SG B	104	99	11	09S	0.49	0.26
SG B	104	99	7	10S	0.47	0.16
SG B	104	104	10	08S	0.60	0.27
SG B	104	105	8	08S	0.62	0.21
SG B	104	105	9	09S	0.48	0.24
SG B	104	106	7	08S	0.58	0.18
SG B	104	107	12	09S	0.51	0.33
SG B	104	108	7	08S	0.53	0.18
SG B	104	112	8	09S	0.57	0.20
SG B	104	113	17	11S	-0.64	0.48
SG B	104	114	9	11S	-0.68	0.22
SG B	104	118	15	12S	0.45	0.41
SG B	104	118	8	14S	0.70	0.19
SG B	104	119	11	11S	0.49	0.30
SG B	104	121	9	12S	0.54	0.25
SG B	105	1	16	12S	0.32	0.33
SG B	105	5	11	10S	0.11	0.22
SG B	105	29	7	08S	0.42	0.13
SG B	105	104	7	08S	0.52	0.18
SG B	105	104	10	09S	0.53	0.25
SG B	105	105	10	09S	0.51	0.25
SG B	105	106	7	08S	0.59	0.18
SG B	105	110	12	09S	0.53	0.30
SG B	105	114	8	12S	0.56	0.19

Arkansas Nuclear One, Unit 1 SG B TSP Wear (Broached)						
SG	Row	Col	%TW	Elev	Offset	Voltage
SG B	105	115	11	10S	0.43	0.30
SG B	105	116	12	11S	0.51	0.32
SG B	105	117	13	12S	-0.64	0.34
SG B	106	2	27	12S	-0.72	0.71
SG B	106	2	25	12S	0.38	0.60
SG B	106	2	10	13S	-0.75	0.19
SG B	106	2	18	13S	0.23	0.38
SG B	106	3	12	14S	-0.75	0.26
SG B	106	4	11	10S	0.13	0.22
SG B	106	102	8	08S	0.59	0.19
SG B	106	106	11	08S	0.57	0.29
SG B	106	112	9	09S	0.55	0.23
SG B	106	114	8	14S	0.59	0.19
SG B	106	116	12	12S	0.49	0.35
SG B	107	3	11	10S	0.08	0.21
SG B	107	4	15	14S	-0.75	0.35
SG B	107	100	6	08S	0.55	0.15
SG B	107	101	8	08S	0.52	0.20
SG B	107	102	7	08S	0.55	0.18
SG B	107	104	7	08S	0.55	0.18
SG B	107	113	17	11S	0.51	0.48
SG B	107	114	12	14S	0.40	0.33
SG B	107	115	14	12S	0.47	0.37
SG B	107	116	16	12S	0.49	0.47
SG B	107	117	8	11S	-0.66	0.21
SG B	107	117	17	11S	0.56	0.50
SG B	107	117	13	12S	-0.60	0.36
SG B	107	117	9	12S	0.53	0.24
SG B	108	2	5	10S	0.00	0.11
SG B	108	5	17	14S	-0.83	0.37
SG B	108	101	10	09S	0.51	0.25
SG B	109	3	15	14S	-0.83	0.30
SG B	109	23	9	08S	0.40	0.17
SG B	109	26	6	08S	0.43	0.12
SG B	109	97	10	09S	0.49	0.19
SG B	109	98	4	08S	0.54	0.13
SG B	109	99	8	08S	0.56	0.17
SG B	109	101	12	09S	0.43	0.26

Arkansas Nuclear One, Unit 1 SG B TSP Wear (Broached)						
SG	Row	Col	%TW	Elev	Offset	Voltage
SG B	109	115	8	12S	0.49	0.26
SG B	110	1	19	12S	-0.74	0.43
SG B	110	6	12	14S	-0.79	0.25
SG B	110	22	10	08S	-0.70	0.20
SG B	110	22	10	08S	0.38	0.22
SG B	110	24	9	08S	0.38	0.18
SG B	110	25	8	08S	0.41	0.14
SG B	110	98	12	09S	0.51	0.24
SG B	110	100	13	09S	0.49	0.26
SG B	110	109	6	14S	0.59	0.13
SG B	111	1	19	12S	-0.74	0.43
SG B	111	19	6	08S	0.38	0.11
SG B	111	98	6	08S	0.53	0.18
SG B	111	111	12	11S	-0.61	0.25
SG B	111	114	12	12S	0.45	0.24
SG B	111	116	11	11S	0.49	0.25
SG B	112	28	7	08S	0.38	0.15
SG B	112	98	6	08S	0.54	0.20
SG B	112	111	13	10S	0.47	0.27
SG B	112	113	13	11S	0.51	0.28
SG B	113	1	17	12S	-0.72	0.38
SG B	113	7	14	14S	-0.79	0.28
SG B	113	7	10	14S	0.23	0.20
SG B	113	9	14	14S	-0.89	0.29
SG B	113	11	11	14S	-0.89	0.21
SG B	113	24	8	08S	0.36	0.17
SG B	113	95	5	08S	0.51	0.16
SG B	113	96	9	08S	0.45	0.17
SG B	113	98	10	09S	-0.64	0.21
SG B	113	99	10	09S	0.45	0.23
SG B	114	1	35	12S	-0.68	1.06
SG B	114	1	16	12S	0.36	0.34
SG B	114	22	6	08S	0.38	0.12
SG B	114	97	14	11S	-0.74	0.30
SG B	114	99	11	09S	0.51	0.22
SG B	114	110	9	11S	-0.64	0.27
SG B	114	115	8	13S	0.51	0.16
SG B	115	1	42	12S	-0.70	1.82

Arkansas Nuclear One, Unit 1 SG B TSP Wear (Broached)						
SG	Row	Col	%TW	Elev	Offset	Voltage
SG B	115	2	11	05S	-0.70	0.21
SG B	115	6	10	14S	-0.85	0.20
SG B	115	7	17	14S	-0.77	0.43
SG B	115	23	15	08S	-0.74	0.32
SG B	115	83	10	08S	0.51	0.21
SG B	115	88	15	06S	-0.64	0.32
SG B	115	93	5	08S	0.58	0.14
SG B	115	95	7	08S	0.60	0.21
SG B	115	97	5	08S	0.51	0.14
SG B	116	2	10	12S	-0.75	0.22
SG B	116	6	15	14S	-0.85	0.35
SG B	116	7	11	14S	-0.83	0.22
SG B	116	9	10	14S	-0.89	0.20
SG B	116	27	9	08S	0.38	0.17
SG B	116	86	11	08S	0.51	0.22
SG B	116	87	6	08S	0.51	0.17
SG B	116	91	11	09S	0.45	0.25
SG B	116	113	20	10S	0.54	0.51
SG B	116	113	13	11S	0.59	0.28
SG B	117	2	41	12S	-0.72	1.45
SG B	117	3	10	12S	-0.79	0.23
SG B	117	91	8	08S	0.53	0.16
SG B	117	112	18	10S	-0.53	0.42
SG B	117	112	5	11S	-0.55	0.10
SG B	117	112	13	11S	0.59	0.28
SG B	118	1	17	12S	-0.74	0.38
SG B	118	2	44	12S	-0.72	1.70
SG B	118	3	15	12S	-0.75	0.37
SG B	118	9	13	14S	-0.79	0.32
SG B	118	28	5	08S	0.38	0.10
SG B	118	31	10	08S	0.41	0.19
SG B	118	86	7	08S	0.49	0.22
SG B	118	87	13	08S	-0.61	0.28
SG B	118	93	6	08S	0.51	0.12
SG B	118	97	11	09S	-0.60	0.20
SG B	118	97	14	15S	-0.64	0.27
SG B	118	106	10	09S	0.51	0.20
SG B	118	106	12	11S	-0.58	0.27

Arkansas Nuclear One, Unit 1 SG B TSP Wear (Broached)						
SG	Row	Col	%TW	Elev	Offset	Voltage
SG B	118	109	18	11S	-0.70	0.36
SG B	118	109	10	11S	0.66	0.17
SG B	118	111	11	10S	-0.62	0.22
SG B	118	111	10	11S	0.59	0.19
SG B	118	111	5	13S	-0.43	0.09
SG B	118	111	16	13S	0.62	0.34
SG B	119	6	12	14S	-0.77	0.29
SG B	119	7	13	14S	-0.85	0.27
SG B	119	10	10	14S	-0.95	0.22
SG B	119	26	10	08S	-0.77	0.22
SG B	119	26	7	08S	0.36	0.15
SG B	119	78	10	08S	0.45	0.21
SG B	119	79	8	08S	0.52	0.19
SG B	119	79	13	09S	-0.63	0.31
SG B	119	86	25	08S	-0.57	0.59
SG B	119	86	18	08S	0.57	0.37
SG B	119	87	10	08S	-0.53	0.20
SG B	119	87	10	08S	0.51	0.22
SG B	119	88	8	08S	0.57	0.15
SG B	119	107	9	11S	0.58	0.18
SG B	120	1	30	12S	-0.77	0.83
SG B	120	2	15	12S	-0.74	0.32
SG B	120	9	12	14S	0.19	0.28
SG B	120	22	8	08S	0.38	0.16
SG B	120	30	8	08S	0.38	0.16
SG B	120	32	10	08S	0.41	0.20
SG B	120	50	6	08S	0.47	0.10
SG B	120	80	17	06S	-0.61	0.33
SG B	120	80	10	08S	0.53	0.18
SG B	120	82	10	08S	-0.64	0.20
SG B	120	82	10	08S	0.53	0.18
SG B	120	89	7	08S	0.54	0.13
SG B	120	100	15	11S	-0.66	0.31
SG B	120	104	10	11S	0.58	0.19
SG B	121	1	10	11S	-0.79	0.20
SG B	121	1	18	12S	-0.77	0.41
SG B	121	2	20	12S	-0.73	0.53
SG B	121	7	11	14S	-0.79	0.21

Arkansas Nuclear One, Unit 1 SG B TSP Wear (Broached)						
SG	Row	Col	%TW	Elev	Offset	Voltage
SG B	121	9	13	14S	0.22	0.26
SG B	121	83	7	08S	0.55	0.13
SG B	121	101	11	10S	0.21	0.24
SG B	121	105	7	11S	0.53	0.15
SG B	121	105	12	12S	-0.70	0.26
SG B	121	106	9	11S	0.62	0.18
SG B	122	1	25	12S	-0.81	0.78
SG B	122	2	28	12S	-0.72	0.73
SG B	122	6	10	06S	0.36	0.20
SG B	122	69	11	10S	-0.73	0.23
SG B	122	78	13	10S	-0.72	0.24
SG B	122	79	7	08S	0.51	0.13
SG B	122	89	7	08S	0.56	0.13
SG B	122	99	7	09S	-0.49	0.14
SG B	122	99	26	11S	-0.66	0.71
SG B	122	104	25	11S	0.54	0.74
SG B	122	104	9	12S	-0.57	0.21
SG B	122	104	7	12S	0.47	0.16
SG B	122	105	14	10S	-0.66	0.32
SG B	122	105	25	11S	0.54	0.67
SG B	122	105	27	12S	-0.61	0.78
SG B	123	1	31	12S	-0.81	1.10
SG B	123	2	31	12S	-0.77	0.88
SG B	123	10	16	14S	-0.89	0.35
SG B	123	21	5	08S	0.39	0.10
SG B	123	31	8	08S	-0.68	0.18
SG B	123	31	10	08S	0.36	0.22
SG B	123	54	12	08S	0.44	0.23
SG B	123	78	5	08S	0.53	0.10
SG B	123	88	9	09S	0.49	0.18
SG B	123	98	6	09S	-0.51	0.11
SG B	123	103	19	11S	0.53	0.42
SG B	123	103	13	12S	-0.68	0.26
SG B	124	1	29	12S	-0.77	1.02
SG B	124	2	34	12S	-0.79	1.15
SG B	124	3	13	12S	-0.75	0.26
SG B	124	8	12	14S	0.21	0.27
SG B	124	9	11	14S	-0.87	0.21

Arkansas Nuclear One, Unit 1 SG B TSP Wear (Broached)						
SG	Row	Col	%TW	Elev	Offset	Voltage
SG B	124	9	10	15S	0.16	0.19
SG B	124	10	13	14S	-0.81	0.30
SG B	124	11	16	14S	-0.80	0.35
SG B	124	11	11	14S	0.19	0.21
SG B	124	30	9	08S	0.36	0.18
SG B	124	32	7	08S	0.43	0.14
SG B	124	40	10	08S	0.41	0.21
SG B	124	71	19	09S	-0.66	0.47
SG B	124	77	7	08S	0.56	0.15
SG B	124	98	12	11S	-0.66	0.25
SG B	124	101	10	11S	-0.68	0.22
SG B	124	101	8	11S	0.51	0.16
SG B	124	101	11	12S	-0.66	0.23
SG B	124	102	21	11S	0.63	0.47
SG B	124	102	14	12S	-0.65	0.29
SG B	124	102	9	12S	0.58	0.17
SG B	124	103	11	09S	-0.68	0.24
SG B	124	103	20	10S	-0.64	0.49
SG B	125	1	9	11S	-0.84	0.23
SG B	125	1	24	12S	-0.76	0.74
SG B	125	1	8	12S	0.35	0.20
SG B	125	2	23	12S	-0.76	0.56
SG B	125	3	10	10S	-0.79	0.23
SG B	125	3	24	12S	-0.79	0.67
SG B	125	31	10	08S	0.38	0.21
SG B	125	39	9	08S	0.36	0.19
SG B	125	68	10	08S	0.49	0.19
SG B	125	70	17	08S	-0.67	0.37
SG B	125	70	18	08S	0.51	0.39
SG B	125	71	9	08S	0.45	0.19
SG B	125	73	7	08S	0.49	0.14
SG B	125	86	15	08S	-0.53	0.30
SG B	125	86	11	08S	0.51	0.21
SG B	125	86	13	09S	-0.62	0.23
SG B	125	96	7	09S	-0.57	0.11
SG B	125	96	16	11S	-0.64	0.31
SG B	125	97	9	11S	-0.64	0.19
SG B	125	98	10	10S	0.32	0.19

Arkansas Nuclear One, Unit 1 SG B TSP Wear (Broached)						
SG	Row	Col	%TW	Elev	Offset	Voltage
SG B	125	100	16	11S	-0.70	0.35
SG B	125	100	14	12S	-0.70	0.29
SG B	125	101	13	12S	-0.57	0.28
SG B	125	101	14	12S	0.55	0.31
SG B	126	7	19	12S	-0.81	0.45
SG B	126	7	15	12S	0.30	0.33
SG B	126	11	13	14S	-0.91	0.28
SG B	126	15	11	14S	-0.93	0.23
SG B	126	40	5	08S	0.41	0.09
SG B	126	62	11	08S	0.47	0.23
SG B	126	73	7	08S	0.53	0.12
SG B	126	76	11	08S	-0.62	0.24
SG B	126	76	10	08S	0.51	0.21
SG B	126	93	16	11S	-0.66	0.38
SG B	126	94	14	11S	-0.70	0.28
SG B	126	95	10	11S	-0.66	0.21
SG B	126	96	11	10S	0.38	0.22
SG B	126	98	17	12S	-0.70	0.37
SG B	126	99	8	11S	0.62	0.16
SG B	126	99	8	12S	0.60	0.16
SG B	127	1	39	12S	-0.74	1.69
SG B	127	2	13	11S	-0.83	0.29
SG B	127	2	10	12S	-0.81	0.23
SG B	127	3	12	12S	-0.83	0.28
SG B	127	4	11	12S	-0.85	0.22
SG B	127	7	18	12S	0.30	0.45
SG B	127	10	14	14S	-0.91	0.31
SG B	127	12	14	14S	-0.91	0.30
SG B	127	63	8	08S	0.49	0.15
SG B	127	65	11	08S	0.45	0.23
SG B	127	69	7	08S	0.51	0.15
SG B	127	74	7	08S	0.51	0.12
SG B	127	75	7	08S	0.51	0.14
SG B	127	80	12	08S	-0.64	0.24
SG B	127	93	17	11S	-0.66	0.36
SG B	127	96	13	11S	-0.60	0.29
SG B	127	96	6	11S	0.53	0.13
SG B	127	96	22	12S	-0.68	0.57

Arkansas Nuclear One, Unit 1 SG B TSP Wear (Broached)						
SG	Row	Col	%TW	Elev	Offset	Voltage
SG B	127	97	19	11S	-0.75	0.41
SG B	127	97	22	12S	-0.68	0.51
SG B	127	98	7	07S	0.47	0.14
SG B	127	98	19	11S	0.49	0.48
SG B	127	98	14	12S	-0.61	0.31
SG B	127	98	12	12S	0.59	0.26
SG B	128	1	34	12S	-0.79	1.29
SG B	128	6	17	10S	-0.72	0.39
SG B	128	28	4	07S	0.47	0.09
SG B	128	28	6	08S	0.43	0.12
SG B	128	53	5	08S	0.38	0.11
SG B	128	58	8	08S	0.43	0.16
SG B	128	60	9	08S	0.51	0.20
SG B	128	64	8	08S	0.45	0.16
SG B	128	66	6	08S	0.43	0.12
SG B	128	68	8	08S	0.47	0.18
SG B	128	70	9	08S	0.47	0.18
SG B	128	81	8	11S	-0.64	0.19
SG B	128	86	14	11S	-0.70	0.28
SG B	128	87	14	11S	-0.75	0.30
SG B	128	88	9	10S	0.28	0.17
SG B	128	90	11	11S	-0.70	0.21
SG B	128	91	15	12S	-0.70	0.35
SG B	128	91	8	12S	0.49	0.16
SG B	129	1	37	12S	-0.76	1.48
SG B	129	4	10	12S	-0.79	0.23
SG B	129	28	7	08S	0.41	0.15
SG B	129	29	8	08S	0.38	0.16
SG B	129	38	6	08S	0.38	0.12
SG B	129	83	6	09S	0.52	0.14
SG B	129	84	8	09S	0.52	0.16
SG B	129	86	11	14S	0.42	0.24
SG B	129	87	16	11S	-0.66	0.33
SG B	129	89	11	11S	-0.68	0.22
SG B	129	90	5	14S	0.43	0.11
SG B	129	93	12	12S	-0.70	0.24
SG B	129	93	8	12S	0.60	0.15
SG B	129	94	16	12S	0.53	0.36

Arkansas Nuclear One, Unit 1 SG B TSP Wear (Broached)						
SG	Row	Col	%TW	Elev	Offset	Voltage
SG B	130	1	17	12S	-0.81	0.38
SG B	130	2	22	11S	-0.26	0.68
SG B	130	2	27	12S	-0.77	0.89
SG B	130	2	15	14S	-0.82	0.40
SG B	130	3	13	12S	-0.85	0.27
SG B	130	9	17	14S	0.19	0.39
SG B	130	32	6	08S	0.36	0.14
SG B	130	34	6	10S	-0.79	0.14
SG B	130	38	7	06S	0.47	0.15
SG B	130	38	12	08S	0.36	0.28
SG B	130	41	9	08S	0.38	0.17
SG B	130	48	8	08S	0.41	0.17
SG B	130	49	14	08S	0.38	0.29
SG B	130	49	10	10S	-0.79	0.18
SG B	130	63	8	08S	0.39	0.14
SG B	130	69	7	08S	-0.68	0.13
SG B	130	69	6	08S	0.47	0.11
SG B	130	85	12	12S	-0.68	0.26
SG B	130	86	7	11S	0.57	0.12
SG B	130	86	14	12S	-0.68	0.29
SG B	130	86	12	12S	0.53	0.22
SG B	130	88	9	10S	0.23	0.16
SG B	130	93	11	11S	0.53	0.21
SG B	131	1	32	12S	-0.77	0.97
SG B	131	7	14	12S	0.30	0.29
SG B	131	7	12	15S	0.21	0.24
SG B	131	8	12	10S	-0.82	0.28
SG B	131	13	13	14S	0.19	0.27
SG B	131	15	12	14S	0.21	0.24
SG B	131	59	8	08S	0.39	0.15
SG B	131	82	9	09S	-0.66	0.18
SG B	131	83	6	09S	0.52	0.11
SG B	131	83	14	11S	-0.64	0.29
SG B	131	84	13	11S	-0.64	0.25
SG B	131	86	12	12S	-0.65	0.23
SG B	131	86	13	12S	0.53	0.25
SG B	131	87	11	12S	0.53	0.21
SG B	131	88	15	11S	-0.68	0.30

Arkansas Nuclear One, Unit 1 SG B TSP Wear (Broached)						
SG	Row	Col	%TW	Elev	Offset	Voltage
SG B	131	88	12	12S	-0.65	0.24
SG B	131	89	10	11S	-0.70	0.18
SG B	131	89	11	12S	-0.73	0.22
SG B	131	90	16	12S	-0.68	0.34
SG B	131	90	10	14S	-0.66	0.20
SG B	132	1	27	12S	-0.79	0.90
SG B	132	2	14	12S	-0.79	0.31
SG B	132	3	11	12S	-0.81	0.26
SG B	132	7	9	06S	-0.73	0.20
SG B	132	7	15	14S	-0.94	0.38
SG B	132	38	5	08S	0.42	0.10
SG B	132	82	12	09S	0.51	0.24
SG B	132	82	20	11S	-0.64	0.45
SG B	132	83	11	14S	0.37	0.21
SG B	132	86	11	13S	0.62	0.20
SG B	132	87	11	11S	-0.66	0.22
SG B	132	87	13	12S	-0.73	0.26
SG B	132	88	5	09S	0.47	0.11
SG B	132	88	15	11S	-0.63	0.37
SG B	132	88	21	12S	-0.59	0.59
SG B	132	88	8	12S	0.52	0.17
SG B	132	88	11	13S	-0.45	0.27
SG B	132	88	9	13S	0.62	0.21
SG B	132	89	22	10S	-0.54	0.57
SG B	132	89	16	11S	0.54	0.37
SG B	132	89	12	12S	-0.63	0.26
SG B	133	8	17	13S	0.17	0.39
SG B	133	9	10	06S	0.36	0.22
SG B	133	9	9	07S	-0.77	0.21
SG B	133	9	10	13S	0.19	0.24
SG B	133	14	13	14S	-0.89	0.27
SG B	133	50	11	06S	-0.70	0.22
SG B	133	80	9	14S	0.39	0.18
SG B	133	81	17	12S	-0.65	0.35
SG B	133	82	16	12S	-0.70	0.34
SG B	133	84	8	10S	-0.66	0.16
SG B	133	84	12	12S	-0.68	0.24
SG B	133	85	13	12S	-0.64	0.27

Arkansas Nuclear One, Unit 1 SG B TSP Wear (Broached)						
SG	Row	Col	%TW	Elev	Offset	Voltage
SG B	133	86	10	11S	0.47	0.20
SG B	133	86	21	12S	-0.73	0.49
SG B	133	86	10	13S	-0.66	0.20
SG B	133	87	13	11S	0.53	0.25
SG B	133	87	24	12S	-0.57	0.57
SG B	133	87	14	13S	0.64	0.27
SG B	133	88	7	11S	0.51	0.13
SG B	133	88	20	12S	-0.62	0.43
SG B	134	1	19	12S	-0.85	0.50
SG B	134	1	7	12S	0.24	0.16
SG B	134	4	24	12S	-0.76	0.63
SG B	134	4	14	12S	0.32	0.30
SG B	134	78	7	09S	0.54	0.12
SG B	134	78	13	11S	-0.70	0.26
SG B	134	79	11	11S	-0.71	0.21
SG B	134	79	13	13S	0.49	0.26
SG B	134	82	13	12S	-0.68	0.27
SG B	134	83	21	12S	-0.70	0.48
SG B	134	84	7	08S	0.51	0.15
SG B	134	84	5	09S	0.54	0.11
SG B	134	84	12	10S	-0.59	0.27
SG B	134	84	21	11S	-0.64	0.54
SG B	134	84	9	11S	0.54	0.19
SG B	134	84	30	12S	-0.59	0.91
SG B	134	85	12	10S	-0.73	0.24
SG B	134	85	21	12S	-0.66	0.48
SG B	134	85	6	13S	0.60	0.11
SG B	135	7	10	12S	0.32	0.20
SG B	135	9	12	10S	-0.79	0.24
SG B	135	9	10	13S	-0.79	0.20
SG B	135	15	17	14S	-0.85	0.38
SG B	135	32	15	14S	0.15	0.35
SG B	135	51	10	15S	0.29	0.18
SG B	135	70	11	11S	-0.68	0.21
SG B	135	77	8	09S	0.53	0.15
SG B	135	78	14	11S	-0.62	0.28
SG B	135	78	9	14S	0.41	0.18
SG B	135	81	12	11S	-0.66	0.24

Arkansas Nuclear One, Unit 1 SG B TSP Wear (Broached)						
SG	Row	Col	%TW	Elev	Offset	Voltage
SG B	135	81	20	12S	-0.63	0.43
SG B	135	82	11	11S	-0.61	0.26
SG B	135	82	14	12S	-0.61	0.37
SG B	135	82	17	12S	0.54	0.44
SG B	135	83	14	11S	-0.66	0.29
SG B	135	83	11	11S	0.55	0.21
SG B	135	83	24	12S	-0.67	0.57
SG B	135	83	16	13S	-0.60	0.34
SG B	135	83	17	13S	0.67	0.35
SG B	135	84	16	12S	-0.66	0.35
SG B	135	84	14	13S	-0.58	0.27
SG B	136	7	14	13S	0.23	0.29
SG B	136	7	10	14S	0.23	0.21
SG B	136	8	15	12S	-0.81	0.35
SG B	136	8	16	12S	0.27	0.38
SG B	136	17	21	14S	-0.79	0.51
SG B	136	65	11	09S	-0.71	0.22
SG B	136	66	13	11S	0.44	0.25
SG B	136	67	9	11S	-0.73	0.17
SG B	136	68	16	11S	-0.72	0.33
SG B	136	69	11	14S	-0.71	0.21
SG B	136	71	20	14S	-0.70	0.43
SG B	136	73	10	14S	0.41	0.19
SG B	136	76	15	11S	-0.68	0.30
SG B	136	76	9	14S	0.50	0.16
SG B	136	77	14	12S	0.58	0.30
SG B	136	77	7	13S	0.55	0.12
SG B	136	78	13	12S	-0.68	0.27
SG B	136	79	21	12S	-0.64	0.47
SG B	136	79	10	13S	-0.64	0.20
SG B	136	80	5	07S	0.49	0.11
SG B	136	80	10	11S	0.54	0.20
SG B	136	80	24	12S	-0.59	0.66
SG B	136	80	13	13S	-0.45	0.28
SG B	136	80	10	13S	0.62	0.21
SG B	136	81	13	10S	-0.73	0.25
SG B	136	81	9	11S	-0.69	0.16
SG B	136	81	15	11S	0.45	0.32

Arkansas Nuclear One, Unit 1 SG B TSP Wear (Broached)						
SG	Row	Col	%TW	Elev	Offset	Voltage
SG B	136	81	18	12S	-0.64	0.39
SG B	136	81	12	13S	-0.55	0.24
SG B	136	81	16	13S	0.58	0.32
SG B	137	1	7	12S	0.30	0.14
SG B	137	3	15	12S	-0.78	0.33
SG B	137	7	18	14S	-0.34	0.42
SG B	137	8	6	11S	-0.81	0.13
SG B	137	8	10	12S	0.30	0.22
SG B	137	9	15	13S	0.28	0.32
SG B	137	10	11	12S	0.28	0.27
SG B	137	10	19	14S	0.17	0.48
SG B	137	63	11	11S	-0.70	0.22
SG B	137	65	13	09S	-0.68	0.26
SG B	137	65	17	11S	-0.70	0.37
SG B	137	66	10	10S	0.24	0.19
SG B	137	66	13	11S	-0.77	0.27
SG B	137	67	14	11S	-0.70	0.28
SG B	137	69	32	11S	-0.11	0.90
SG B	137	70	35	11S	-0.14	1.25
SG B	137	70	13	12S	0.43	0.33
SG B	137	71	15	11S	-0.68	0.31
SG B	137	73	11	11S	-0.70	0.20
SG B	137	75	10	11S	-0.68	0.19
SG B	137	75	12	12S	-0.68	0.23
SG B	137	75	10	12S	0.52	0.19
SG B	137	77	18	10S	-0.66	0.39
SG B	137	77	12	11S	-0.70	0.23
SG B	137	77	11	13S	-0.67	0.22
SG B	137	77	13	13S	0.47	0.25
SG B	137	78	29	12S	-0.72	0.75
SG B	137	79	14	11S	-0.65	0.31
SG B	137	79	22	12S	-0.64	0.55
SG B	137	79	26	13S	-0.54	0.72
SG B	137	80	5	11S	0.49	0.09
SG B	137	80	10	12S	-0.66	0.19
SG B	138	7	13	13S	0.21	0.32
SG B	138	7	14	14S	0.17	0.35
SG B	138	8	11	12S	0.32	0.23

Arkansas Nuclear One, Unit 1 SG B TSP Wear (Broached)						
SG	Row	Col	%TW	Elev	Offset	Voltage
SG B	138	9	12	13S	0.24	0.28
SG B	138	9	12	14S	-0.86	0.27
SG B	138	9	13	14S	0.15	0.30
SG B	138	12	14	13S	-0.74	0.31
SG B	138	13	12	13S	-0.80	0.28
SG B	138	14	13	13S	-0.73	0.26
SG B	138	60	11	09S	-0.68	0.21
SG B	138	61	15	11S	-0.75	0.30
SG B	138	62	23	11S	-0.70	0.52
SG B	138	63	21	11S	-0.75	0.46
SG B	138	64	11	10S	0.15	0.21
SG B	138	64	15	11S	-0.70	0.32
SG B	138	66	13	11S	-0.70	0.26
SG B	138	67	6	13S	0.47	0.11
SG B	138	68	12	10S	0.17	0.23
SG B	138	69	14	11S	-0.64	0.28
SG B	138	70	14	11S	-0.70	0.28
SG B	138	72	12	11S	-0.70	0.23
SG B	138	74	18	11S	-0.68	0.38
SG B	138	75	14	11S	-0.62	0.28
SG B	138	75	29	12S	-0.66	0.77
SG B	138	75	15	13S	-0.71	0.30
SG B	138	76	14	11S	-0.70	0.28
SG B	138	76	22	12S	-0.68	0.51
SG B	138	76	21	13S	-0.58	0.47
SG B	138	77	6	11S	0.47	0.11
SG B	139	7	6	10S	-0.71	0.13
SG B	139	10	17	12S	0.34	0.38
SG B	139	10	10	15S	0.21	0.19
SG B	139	11	10	11S	-0.82	0.22
SG B	139	11	11	14S	0.17	0.24
SG B	139	15	11	10S	-0.77	0.26
SG B	139	57	8	09S	0.00	0.16
SG B	139	58	11	11S	-0.76	0.25
SG B	139	59	26	11S	-0.68	0.66
SG B	139	59	10	11S	0.42	0.19
SG B	139	60	14	11S	-0.77	0.28
SG B	139	64	12	11S	-0.75	0.23

Arkansas Nuclear One, Unit 1 SG B TSP Wear (Broached)						
SG	Row	Col	%TW	Elev	Offset	Voltage
SG B	139	64	10	12S	-0.62	0.18
SG B	139	64	8	12S	0.49	0.14
SG B	139	67	13	10S	0.23	0.24
SG B	139	68	12	11S	-0.75	0.24
SG B	139	71	14	12S	-0.64	0.27
SG B	139	72	14	12S	-0.62	0.29
SG B	139	72	13	12S	0.52	0.25
SG B	139	73	15	11S	-0.70	0.31
SG B	139	73	20	12S	-0.68	0.44
SG B	139	73	13	13S	-0.66	0.25
SG B	139	74	25	12S	-0.57	0.23
SG B	139	74	11	12S	0.61	0.24
SG B	139	74	11	13S	-0.57	0.70
SG B	140	3	11	13S	-0.78	0.24
SG B	140	7	18	13S	-0.81	0.44
SG B	140	9	11	14S	0.19	0.25
SG B	140	10	11	13S	0.26	0.23
SG B	140	10	11	14S	0.23	0.22
SG B	140	10	15	15S	0.21	0.32
SG B	140	11	12	13S	0.24	0.27
SG B	140	11	10	14S	0.24	0.21
SG B	140	12	10	14S	0.23	0.21
SG B	140	12	8	15S	0.21	0.16
SG B	140	15	15	13S	0.17	0.36
SG B	140	18	13	14S	-0.82	0.27
SG B	140	55	9	11S	-0.73	0.21
SG B	140	55	12	13S	0.43	0.30
SG B	140	56	13	10S	0.16	0.30
SG B	140	56	28	11S	-0.07	0.81
SG B	140	56	11	12S	0.40	0.24
SG B	140	59	12	13S	-0.61	0.23
SG B	140	59	20	14S	0.43	0.44
SG B	140	60	14	14S	-0.77	0.27
SG B	140	61	11	11S	-0.70	0.21
SG B	140	61	11	12S	0.42	0.22
SG B	140	61	10	14S	0.45	0.19
SG B	140	62	13	14S	0.41	0.26
SG B	140	65	10	11S	-0.68	0.20

Arkansas Nuclear One, Unit 1 SG B TSP Wear (Broached)						
SG	Row	Col	%TW	Elev	Offset	Voltage
SG B	140	65	15	14S	-0.66	0.30
SG B	140	65	8	14S	0.49	0.14
SG B	140	67	23	12S	-0.68	0.54
SG B	140	69	14	11S	-0.70	0.30
SG B	140	69	23	12S	-0.64	0.63
SG B	140	69	12	13S	-0.57	0.25
SG B	141	2	17	12S	-0.74	0.37
SG B	141	4	22	12S	-0.72	0.53
SG B	141	6	10	11S	-0.81	0.21
SG B	141	6	11	13S	-0.72	0.22
SG B	141	9	16	15S	0.16	0.40
SG B	141	10	10	12S	0.36	0.20
SG B	141	10	11	13S	0.25	0.22
SG B	141	10	10	15S	0.23	0.21
SG B	141	12	10	15S	-0.87	0.20
SG B	141	13	9	10S	-0.83	0.19
SG B	141	14	8	12S	0.30	0.15
SG B	141	16	15	10S	-0.72	0.33
SG B	141	16	13	12S	0.33	0.28
SG B	141	16	10	14S	-0.78	0.19
SG B	141	17	18	14S	-0.83	0.46
SG B	141	27	16	14S	0.15	0.39
SG B	141	54	9	11S	-0.66	0.19
SG B	141	55	10	11S	-0.66	0.25
SG B	141	56	16	10S	0.25	0.38
SG B	141	56	13	14S	-0.71	0.28
SG B	141	58	8	13S	-0.62	0.16
SG B	141	59	12	13S	-0.58	0.24
SG B	141	60	9	14S	0.45	0.16
SG B	141	61	12	12S	0.45	0.22
SG B	141	61	7	13S	-0.57	0.13
SG B	141	61	10	14S	0.45	0.19
SG B	141	62	10	12S	0.49	0.19
SG B	141	62	6	13S	-0.56	0.11
SG B	141	62	6	14S	0.58	0.10
SG B	141	63	10	12S	-0.66	0.18
SG B	141	63	11	12S	0.49	0.21
SG B	141	63	13	13S	-0.57	0.24

Arkansas Nuclear One, Unit 1 SG B TSP Wear (Broached)						
SG	Row	Col	%TW	Elev	Offset	Voltage
SG B	141	63	8	14S	0.51	0.15
SG B	141	64	7	12S	0.54	0.12
SG B	141	66	10	12S	-0.64	0.18
SG B	141	67	17	11S	-0.68	0.34
SG B	141	67	13	12S	-0.66	0.26
SG B	141	67	16	13S	-0.66	0.33
SG B	141	68	14	12S	-0.58	0.29
SG B	141	68	15	13S	-0.64	0.32
SG B	142	2	10	12S	-0.76	0.20
SG B	142	3	15	12S	-0.79	0.35
SG B	142	4	13	11S	-0.79	0.27
SG B	142	14	13	13S	-0.75	0.27
SG B	142	16	16	12S	0.31	0.34
SG B	142	16	14	14S	0.19	0.29
SG B	142	17	12	14S	0.20	0.27
SG B	142	23	13	14S	-0.88	0.29
SG B	142	52	10	11S	-0.66	0.21
SG B	142	53	18	11S	-0.70	0.43
SG B	142	54	7	10S	0.33	0.16
SG B	142	54	14	14S	0.38	0.33
SG B	142	56	11	12S	-0.64	0.21
SG B	142	56	12	12S	0.40	0.22
SG B	142	56	21	14S	0.43	0.49
SG B	142	60	11	12S	-0.68	0.21
SG B	142	62	14	11S	-0.70	0.27
SG B	142	63	10	12S	-0.65	0.18
SG B	142	64	10	11S	-0.02	0.22
SG B	142	64	15	12S	-0.59	0.35
SG B	142	64	20	12S	0.59	0.49
SG B	142	65	8	10S	-0.62	0.16
SG B	142	65	7	11S	-0.60	0.12
SG B	142	65	11	12S	-0.62	0.22
SG B	142	65	10	13S	-0.70	0.20
SG B	143	2	11	11S	-0.81	0.23
SG B	143	2	32	12S	-0.74	0.93
SG B	143	3	12	11S	-0.83	0.26
SG B	143	3	15	14S	0.17	0.36
SG B	143	4	18	12S	-0.72	0.42

Arkansas Nuclear One, Unit 1 SG B TSP Wear (Broached)						
SG	Row	Col	%TW	Elev	Offset	Voltage
SG B	143	4	14	12S	0.38	0.30
SG B	143	7	8	13S	-0.81	0.18
SG B	143	12	10	13S	0.32	0.20
SG B	143	12	18	14S	-0.79	0.41
SG B	143	13	14	13S	0.24	0.34
SG B	143	13	13	14S	0.22	0.30
SG B	143	15	10	10S	-0.76	0.23
SG B	143	21	11	11S	-0.79	0.25
SG B	143	21	12	14S	-0.84	0.27
SG B	143	50	12	11S	0.45	0.23
SG B	143	51	15	14S	0.41	0.30
SG B	143	55	15	12S	-0.64	0.30
SG B	143	55	12	12S	0.43	0.23
SG B	143	56	5	13S	-0.58	0.09
SG B	143	56	10	13S	0.49	0.18
SG B	143	57	13	11S	-0.66	0.27
SG B	143	57	13	12S	-0.66	0.27
SG B	143	59	14	11S	-0.68	0.28
SG B	143	60	11	12S	-0.62	0.21
SG B	143	60	15	13S	-0.67	0.30
SG B	144	3	10	11S	-0.83	0.22
SG B	144	9	11	15S	-0.92	0.24
SG B	144	11	10	12S	0.32	0.22
SG B	144	11	12	13S	-0.77	0.27
SG B	144	11	10	14S	-0.81	0.22
SG B	144	11	14	14S	0.11	0.33
SG B	144	12	10	10S	-0.72	0.20
SG B	144	13	18	10S	-0.72	0.38
SG B	144	13	15	12S	0.34	0.29
SG B	144	14	12	10S	-0.75	0.28
SG B	144	16	11	12S	-0.83	0.23
SG B	144	38	11	09S	-0.70	0.21
SG B	144	40	20	09S	-0.68	0.45
SG B	144	47	11	11S	-0.73	0.20
SG B	144	48	9	13S	-0.52	0.17
SG B	144	48	13	13S	0.43	0.25
SG B	144	51	13	11S	-0.66	0.24
SG B	144	51	22	13S	-0.64	0.50

Arkansas Nuclear One, Unit 1 SG B TSP Wear (Broached)						
SG	Row	Col	%TW	Elev	Offset	Voltage
SG B	144	51	14	13S	0.45	0.27
SG B	144	51	14	14S	-0.68	0.27
SG B	144	51	19	14S	0.36	0.42
SG B	144	52	11	12S	-0.68	0.20
SG B	144	52	11	13S	-0.49	0.21
SG B	144	52	9	13S	0.45	0.16
SG B	144	53	13	13S	0.47	0.26
SG B	144	54	12	12S	-0.64	0.23
SG B	145	2	13	08S	-0.70	0.25
SG B	145	2	12	11S	-0.83	0.24
SG B	145	9	10	10S	-0.75	0.21
SG B	145	10	15	10S	-0.72	0.29
SG B	145	11	16	11S	-0.81	0.37
SG B	145	11	11	14S	-0.79	0.25
SG B	145	13	17	12S	-0.81	0.40
SG B	145	13	11	12S	0.30	0.24
SG B	145	13	11	14S	-0.88	0.24
SG B	145	15	22	10S	-0.76	0.58
SG B	145	16	12	11S	-0.81	0.28
SG B	145	18	14	14S	0.23	0.31
SG B	145	28	12	12S	0.36	0.24
SG B	145	28	13	14S	0.32	0.25
SG B	145	28	10	15S	0.34	0.19
SG B	145	30	11	13S	0.36	0.20
SG B	145	30	12	14S	-0.80	0.23
SG B	145	33	10	13S	0.30	0.19
SG B	145	34	12	11S	-0.70	0.22
SG B	145	34	10	12S	0.34	0.19
SG B	145	35	7	10S	0.30	0.12
SG B	145	36	14	11S	-0.72	0.29
SG B	145	37	11	11S	-0.72	0.20
SG B	145	46	10	10S	0.11	0.18
SG B	145	46	10	14S	0.38	0.19
SG B	145	47	9	13S	-0.52	0.20
SG B	145	47	33	14S	0.00	1.04
SG B	145	48	14	12S	0.45	0.30
SG B	145	48	18	13S	0.50	0.44
SG B	145	48	10	14S	0.43	0.22

Arkansas Nuclear One, Unit 1 SG B TSP Wear (Broached)						
SG	Row	Col	%TW	Elev	Offset	Voltage
SG B	145	49	15	14S	0.36	0.31
SG B	145	50	13	12S	-0.66	0.27
SG B	145	50	10	13S	0.56	0.19
SG B	146	1	14	11S	-0.85	0.31
SG B	146	6	10	13S	-0.75	0.21
SG B	146	7	15	12S	-0.72	0.30
SG B	146	9	14	14S	-0.75	0.28
SG B	146	10	10	10S	-0.79	0.21
SG B	146	12	13	10S	-0.71	0.28
SG B	146	12	9	12S	0.38	0.18
SG B	146	13	12	12S	-0.72	0.24
SG B	146	13	11	12S	0.34	0.21
SG B	146	14	10	10S	-0.77	0.22
SG B	146	16	11	14S	0.21	0.24
SG B	146	18	10	11S	-0.75	0.20
SG B	146	20	5	10S	-0.09	0.11
SG B	146	20	17	14S	-0.85	0.41
SG B	146	22	10	11S	-0.79	0.22
SG B	146	24	12	11S	-0.77	0.27
SG B	146	25	18	11S	-0.72	0.37
SG B	146	30	11	13S	-0.68	0.22
SG B	146	32	10	10S	0.11	0.19
SG B	146	33	10	10S	0.21	0.19
SG B	146	36	13	10S	0.17	0.24
SG B	146	37	10	10S	0.17	0.20
SG B	146	40	12	11S	-0.70	0.24
SG B	146	44	10	10S	0.13	0.19
SG B	146	44	11	14S	-0.72	0.21
SG B	146	44	16	14S	0.41	0.33
SG B	146	46	17	12S	-0.63	0.35
SG B	146	46	10	14S	0.48	0.20
SG B	146	47	11	12S	-0.66	0.21
SG B	146	47	13	12S	0.49	0.25
SG B	146	47	17	13S	0.43	0.37
SG B	147	1	20	13S	-0.77	0.51
SG B	147	1	12	13S	0.28	0.26
SG B	147	4	16	12S	-0.68	0.34
SG B	147	5	18	12S	-0.75	0.44

Arkansas Nuclear One, Unit 1 SG B TSP Wear (Broached)						
SG	Row	Col	%TW	Elev	Offset	Voltage
SG B	147	6	13	10S	-0.72	0.25
SG B	147	6	18	12S	-0.72	0.37
SG B	147	7	14	13S	-0.78	0.33
SG B	147	7	10	13S	0.26	0.20
SG B	147	8	17	10S	-0.68	0.34
SG B	147	9	11	10S	-0.77	0.24
SG B	147	12	11	14S	0.28	0.21
SG B	147	13	13	14S	-0.83	0.30
SG B	147	15	14	14S	0.22	0.31
SG B	147	17	14	14S	-0.81	0.31
SG B	147	18	11	14S	0.27	0.22
SG B	147	21	17	14S	-0.86	0.41
SG B	147	22	12	10S	-0.72	0.24
SG B	147	26	10	11S	-0.72	0.19
SG B	147	26	15	13S	-0.72	0.30
SG B	147	27	5	10S	0.11	0.10
SG B	147	28	9	10S	0.13	0.16
SG B	147	28	11	14S	-0.68	0.21
SG B	147	29	13	10S	0.19	0.25
SG B	147	40	14	13S	-0.66	0.27
SG B	147	40	17	13S	0.40	0.35
SG B	147	40	20	14S	-0.74	0.44
SG B	147	40	17	14S	0.44	0.35
SG B	147	41	10	13S	0.45	0.18
SG B	147	41	11	14S	0.34	0.22
SG B	147	42	11	11S	-0.66	0.21
SG B	147	42	11	12S	-0.64	0.20
SG B	147	42	10	13S	0.52	0.18
SG B	147	42	11	14S	-0.73	0.21
SG B	147	42	14	14S	0.38	0.28
SG B	148	1	12	13S	-0.77	0.27
SG B	148	3	11	11S	-0.74	0.20
SG B	148	3	30	13S	-0.68	0.78
SG B	148	4	17	10S	-0.79	0.41
SG B	148	4	13	11S	-0.83	0.30
SG B	148	4	44	12S	-0.73	1.75
SG B	148	4	18	13S	-0.77	0.45
SG B	148	5	22	12S	-0.70	0.49

Arkansas Nuclear One, Unit 1 SG B TSP Wear (Broached)						
SG	Row	Col	%TW	Elev	Offset	Voltage
SG B	148	5	17	13S	-0.68	0.35
SG B	148	6	14	11S	-0.79	0.31
SG B	148	6	28	12S	-0.77	0.79
SG B	148	6	10	13S	-0.79	0.21
SG B	148	7	30	12S	-0.70	0.80
SG B	148	8	17	12S	-0.79	0.41
SG B	148	8	10	13S	-0.75	0.21
SG B	148	9	15	13S	-0.70	0.29
SG B	148	23	12	12S	0.40	0.24
SG B	148	25	12	10S	0.11	0.23
SG B	148	26	7	10S	0.15	0.13
SG B	148	26	9	12S	0.39	0.18
SG B	148	32	6	13S	0.49	0.12
SG B	148	37	13	13S	-0.66	0.26
SG B	148	38	13	14S	-0.66	0.25
SG B	148	38	15	14S	0.34	0.31
SG B	148	39	22	14S	0.38	0.58
SG B	149	2	12	13S	-0.77	0.25
SG B	149	5	13	11S	-0.71	0.28
SG B	149	5	28	12S	-0.71	0.82
SG B	149	5	19	13S	-0.69	0.48
SG B	149	7	24	12S	-0.71	0.65
SG B	149	8	25	12S	-0.70	0.69
SG B	149	9	17	12S	-0.77	0.41
SG B	149	14	7	10S	0.42	0.12
SG B	149	17	7	13S	0.32	0.14
SG B	149	21	12	13S	-0.70	0.22
SG B	149	24	11	11S	-0.72	0.22
SG B	149	27	14	11S	-0.70	0.29
SG B	149	31	18	11S	-0.70	0.37
SG B	149	33	16	13S	-0.66	0.33
SG B	149	36	13	12S	-0.64	0.27
SG B	150	1	13	12S	-0.73	0.29
SG B	150	2	12	12S	-0.70	0.23
SG B	150	3	18	12S	-0.69	0.45
SG B	150	6	26	12S	-0.71	0.74
SG B	150	6	12	13S	-0.69	0.26
SG B	150	7	15	10S	0.39	0.35

Arkansas Nuclear One, Unit 1 SG B TSP Wear (Broached)						
SG	Row	Col	%TW	Elev	Offset	Voltage
SG B	150	7	19	12S	-0.77	0.47
SG B	150	7	13	13S	-0.75	0.30
SG B	150	8	14	12S	-0.70	0.27
SG B	150	9	11	11S	-0.71	0.24
SG B	150	9	21	12S	-0.69	0.53
SG B	150	9	9	12S	0.38	0.20
SG B	150	10	12	13S	-0.78	0.27
SG B	150	12	13	10S	-0.73	0.28
SG B	150	14	11	12S	-0.77	0.24
SG B	150	15	10	12S	-0.70	0.23
SG B	150	16	19	10S	-0.73	0.49
SG B	150	16	13	12S	-0.69	0.29
SG B	150	16	6	12S	0.43	0.11
SG B	150	17	17	11S	-0.72	0.35
SG B	150	17	21	12S	-0.72	0.46
SG B	150	17	11	13S	-0.68	0.20
SG B	150	17	11	13S	0.38	0.20
SG B	150	18	19	11S	-0.72	0.42
SG B	150	18	21	12S	-0.68	0.48
SG B	150	19	15	11S	-0.71	0.30
SG B	150	19	17	12S	-0.70	0.35
SG B	150	19	11	13S	-0.71	0.22
SG B	150	20	18	11S	-0.72	0.39
SG B	150	20	25	12S	-0.70	0.60
SG B	150	20	11	12S	0.40	0.21
SG B	150	21	11	11S	-0.69	0.22
SG B	150	21	11	12S	-0.70	0.21
SG B	150	21	13	12S	0.43	0.25
SG B	150	21	11	13S	-0.73	0.20
SG B	150	22	18	11S	-0.68	0.37
SG B	150	22	28	12S	-0.70	0.73
SG B	150	23	14	11S	-0.72	0.28
SG B	150	23	17	12S	-0.70	0.37
SG B	150	23	11	12S	0.43	0.22
SG B	150	23	10	13S	-0.71	0.20
SG B	150	24	22	11S	-0.69	0.56
SG B	150	24	23	12S	-0.66	0.62
SG B	150	25	28	11S	-0.71	0.80

Arkansas Nuclear One, Unit 1 SG B TSP Wear (Broached)						
SG	Row	Col	%TW	Elev	Offset	Voltage
SG B	150	25	19	12S	-0.61	0.46
SG B	150	25	14	12S	0.45	0.32
SG B	150	25	16	13S	-0.68	0.36
SG B	150	25	12	13S	0.45	0.26
SG B	150	26	11	08S	-0.66	0.25
SG B	150	26	21	11S	-0.66	0.55
SG B	150	26	14	12S	-0.64	0.33
SG B	150	26	18	12S	0.47	0.45
SG B	150	26	10	13S	-0.66	0.22
SG B	150	26	13	13S	0.45	0.29
SG B	150	27	25	11S	-0.68	0.66
SG B	150	27	22	12S	-0.64	0.55
SG B	150	27	24	12S	0.47	0.62
SG B	150	27	17	13S	-0.66	0.41
SG B	150	28	8	11S	-0.68	0.15
SG B	150	29	17	11S	-0.71	0.42
SG B	150	29	11	13S	-0.62	0.24
SG B	150	30	18	12S	-0.66	0.38
SG B	150	30	13	12S	0.51	0.27
SG B	150	31	10	12S	-0.68	0.19
SG B	151	1	10	10S	0.36	0.22
SG B	151	1	20	12S	-0.78	0.50
SG B	151	2	13	11S	-0.73	0.30
SG B	151	2	25	12S	-0.73	0.68
SG B	151	2	9	12S	0.35	0.19
SG B	151	3	12	10S	0.42	0.27
SG B	151	3	26	12S	-0.70	0.70
SG B	151	3	17	13S	-0.73	0.39
SG B	151	4	27	10S	0.45	0.78
SG B	151	4	21	11S	0.40	0.53
SG B	151	4	14	12S	-0.69	0.31
SG B	151	5	18	10S	0.45	0.44
SG B	151	5	29	12S	-0.70	0.83
SG B	151	6	9	10S	0.47	0.18
SG B	151	6	23	12S	-0.69	0.61
SG B	151	7	21	12S	-0.79	0.52
SG B	151	7	8	13S	0.32	0.18
SG B	151	8	7	10S	0.45	0.15

Arkansas Nuclear One, Unit 1 SG B TSP Wear (Broached)						
SG	Row	Col	%TW	Elev	Offset	Voltage
SG B	151	8	12	11S	-0.71	0.27
SG B	151	8	21	12S	-0.73	0.53
SG B	151	9	21	10S	-0.75	0.52
SG B	151	9	15	12S	-0.81	0.36
SG B	151	9	12	13S	-0.79	0.27
SG B	151	9	13	13S	0.32	0.28
SG B	151	10	11	08S	-0.69	0.21
SG B	151	10	23	12S	-0.72	0.53
SG B	151	10	19	13S	-0.70	0.40
SG B	151	11	22	12S	-0.69	0.59
SG B	151	11	13	13S	-0.69	0.30
SG B	151	12	19	12S	-0.75	0.48
SG B	151	12	8	12S	0.34	0.17
SG B	151	12	10	13S	-0.75	0.22
SG B	151	13	11	11S	-0.74	0.21
SG B	151	13	13	12S	-0.70	0.25
SG B	151	13	11	13S	-0.70	0.21
SG B	151	14	12	12S	-0.75	0.26
SG B	151	14	10	13S	-0.73	0.22
SG B	151	15	15	11S	-0.71	0.35
SG B	151	15	10	11S	0.43	0.22
SG B	151	15	33	12S	-0.66	1.03
SG B	151	15	23	12S	0.40	0.63
SG B	151	15	20	13S	-0.71	0.49
SG B	151	15	16	13S	0.40	0.37
SG B	151	16	21	11S	-0.70	0.54
SG B	151	16	27	12S	-0.70	0.74
SG B	151	16	9	12S	0.45	0.18
SG B	151	16	20	13S	-0.66	0.51
SG B	151	16	14	13S	0.42	0.31
SG B	151	17	12	11S	-0.73	0.27
SG B	151	17	26	12S	-0.69	0.73
SG B	151	17	17	13S	-0.69	0.41
SG B	151	17	12	13S	0.40	0.28
SG B	151	18	9	11S	-0.70	0.17
SG B	151	18	12	12S	-0.68	0.24
SG B	151	18	20	13S	-0.67	0.44
SG B	151	19	19	11S	-0.70	0.46

Arkansas Nuclear One, Unit 1 SG B TSP Wear (Broached)						
SG	Row	Col	%TW	Elev	Offset	Voltage
SG B	151	19	23	12S	-0.69	0.59
SG B	151	19	14	12S	0.43	0.33
SG B	151	19	15	13S	-0.66	0.34
SG B	151	20	18	12S	-0.66	0.38
SG B	151	20	15	13S	-0.70	0.30
SG B	151	21	22	12S	-0.66	0.57
SG B	151	24	10	12S	0.49	0.19

Enclosure 1, Attachment 3

CNRO2022-00005

**Arkansas Nuclear One, Unit 1
SG A TSP Wear (Drilled)**

Arkansas Nuclear One, Unit 1
SG A TSP Wear (Drilled)

SG	Row	Col	%TW	Elev	Offset	Voltage
SG A	8	53	13	15S	0.3	0.48
SG A	58	129	13	15S	0.11	0.42

Enclosure 1, Attachment 4

CNRO2022-00005

**Arkansas Nuclear One, Unit 1
SG A TTW**

Arkansas Nuclear One, Unit 1 SG A TTW						
SG	Row	Col	%TW	Elev	Offset	Voltage
SG A	29	58	10	08S	18.08	0.38
SG A	29	59	10	08S	17.93	0.37
SG A	42	22	10	08S	18.90	0.36
SG A	43	22	11	08S	19.04	0.44
SG A	45	88	8	08S	18.47	0.28
SG A	46	21	9	08S	18.69	0.30
SG A	46	89	10	08S	18.58	0.39
SG A	47	21	8	08S	18.81	0.26
SG A	47	94	9	08S	18.61	0.33
SG A	48	96	8	08S	18.67	0.28
SG A	50	22	8	08S	17.82	0.28
SG A	50	23	10	08S	17.82	0.40
SG A	51	39	8	10S	17.71	0.28
SG A	52	104	9	08S	18.74	0.32
SG A	53	104	9	08S	18.80	0.31
SG A	57	23	9	08S	19.87	0.30
SG A	58	24	10	08S	19.43	0.36
SG A	61	30	14	08S	19.54	0.75
SG A	62	29	15	08S	18.96	0.82
SG A	65	31	10	08S	19.05	0.41
SG A	66	30	9	08S	19.10	0.33
SG A	68	30	8	08S	18.90	0.25
SG A	69	30	7	08S	18.39	0.19
SG A	69	31	11	08S	18.32	0.47
SG A	70	30	11	08S	18.88	0.47
SG A	71	30	8	08S	18.93	0.27
SG A	71	109	9	08S	18.72	0.29
SG A	71	110	13	08S	18.80	0.59
SG A	72	29	9	08S	19.34	0.29
SG A	72	107	11	08S	18.57	0.43
SG A	72	108	11	08S	18.83	0.43
SG A	72	109	8	08S	18.85	0.28
SG A	72	110	12	08S	18.67	0.56
SG A	73	22	8	08S	17.96	0.25
SG A	73	23	9	08S	17.98	0.30
SG A	73	32	8	08S	18.06	0.28
SG A	74	22	9	08S	18.37	0.31

Arkansas Nuclear One, Unit 1 SG A TTW						
SG	Row	Col	%TW	Elev	Offset	Voltage
SG A	74	23	8	08S	18.90	0.26
SG A	74	31	11	08S	18.55	0.43
SG A	74	108	9	08S	18.68	0.28
SG A	74	109	15	08S	18.31	0.80
SG A	74	110	17	08S	18.29	1.00
SG A	75	108	10	08S	18.48	0.41
SG A	75	109	12	08S	18.22	0.51
SG A	76	24	9	08S	19.52	0.31
SG A	77	22	9	08S	17.28	0.30
SG A	77	24	10	08S	18.69	0.35
SG A	77	25	11	08S	19.08	0.43
SG A	77	108	11	08S	17.50	0.42
SG A	77	109	13	08S	18.50	0.62
SG A	78	21	10	08S	17.83	0.35
SG A	78	111	6	06S	19.52	0.13
SG A	79	111	9	06S	19.60	0.30
SG A	79	111	9	07S	19.33	0.34
SG A	80	110	7	07S	20.13	0.18
SG A	81	21	11	08S	18.70	0.49
SG A	81	110	12	08S	18.36	0.55
SG A	81	111	16	08S	18.49	0.95
SG A	81	112	9	07S	21.00	0.32
SG A	82	20	10	08S	18.88	0.35
SG A	82	31	10	08S	18.29	0.38
SG A	82	110	11	08S	18.78	0.48
SG A	82	111	9	07S	20.58	0.30
SG A	83	31	10	08S	18.47	0.40
SG A	87	113	6	06S	20.39	0.16
SG A	88	27	11	08S	19.10	0.49
SG A	88	28	9	08S	19.04	0.32
SG A	88	112	8	06S	19.81	0.27
SG A	89	27	10	08S	19.18	0.40
SG A	89	28	9	08S	18.50	0.30
SG A	90	106	13	07S	18.99	0.58
SG A	91	108	13	07S	18.46	0.62
SG A	99	101	11	08S	18.20	0.41
SG A	100	100	11	08S	18.36	0.48

Arkansas Nuclear One, Unit 1 SG A TTW						
SG	Row	Col	%TW	Elev	Offset	Voltage
SG A	107	87	9	08S	18.53	0.34
SG A	107	88	10	08S	18.99	0.37
SG A	117	35	13	08S	18.69	0.59
SG A	117	60	8	07S	20.18	0.26
SG A	117	61	8	07S	20.09	0.24
SG A	117	88	9	08S	18.74	0.32
SG A	117	90	9	07S	20.06	0.32
SG A	118	35	12	08S	18.50	0.55
SG A	118	80	10	08S	18.40	0.35
SG A	118	86	10	07S	21.56	0.36
SG A	118	87	10	08S	18.83	0.39
SG A	118	89	8	07S	19.68	0.23
SG A	118	89	8	08S	19.17	0.27
SG A	118	90	9	07S	20.14	0.31
SG A	119	44	12	08S	18.13	0.57
SG A	119	45	10	08S	18.11	0.35
SG A	119	70	11	08S	18.42	0.48
SG A	119	71	11	08S	18.51	0.42
SG A	119	78	9	08S	17.76	0.30
SG A	119	84	8	07S	19.70	0.27
SG A	119	87	8	08S	18.91	0.24
SG A	119	88	9	07S	20.16	0.30
SG A	120	44	8	08S	17.77	0.26
SG A	120	45	8	08S	18.25	0.26
SG A	120	73	11	08S	17.58	0.46
SG A	121	73	12	08S	17.60	0.53
SG A	124	47	10	08S	17.75	0.35
SG A	124	62	9	06S	20.57	0.34
SG A	124	63	9	06S	20.00	0.28
SG A	125	46	9	08S	18.03	0.30
SG A	125	54	8	07S	19.58	0.26
SG A	125	55	9	07S	19.81	0.30
SG A	126	47	9	08S	18.45	0.30
SG A	126	48	10	08S	18.58	0.38
SG A	126	52	12	08S	17.81	0.54
SG A	127	12	9	06S	17.36	0.30
SG A	127	51	11	08S	17.93	0.47

Enclosure 1, Attachment 5

CNRO2022-00005

**Arkansas Nuclear One, Unit 1
SG B TTW**

Arkansas Nuclear One, Unit 1 SG B TTW						
SG	Row	Col	%TW	Elev	Offset	Voltage
SG B	20	51	13	08S	18.79	0.59
SG B	20	52	12	08S	18.98	0.54
SG B	21	47	12	08S	18.56	0.51
SG B	21	48	8	08S	18.94	0.26
SG B	21	50	14	07S	20.14	0.71
SG B	21	50	11	08S	19.06	0.44
SG B	21	51	15	07S	20.00	0.79
SG B	21	52	10	08S	19.75	0.39
SG B	21	53	7	08S	18.35	0.22
SG B	22	48	9	08S	18.84	0.29
SG B	22	49	12	08S	18.59	0.52
SG B	22	51	12	08S	18.71	0.54
SG B	22	62	12	08S	18.83	0.50
SG B	22	63	15	08S	18.81	0.76
SG B	23	59	10	08S	17.98	0.40
SG B	24	56	11	08S	18.39	0.44
SG B	25	71	13	08S	18.09	0.59
SG B	25	72	16	08S	18.06	0.89
SG B	26	39	10	08S	18.47	0.41
SG B	26	40	11	08S	18.46	0.47
SG B	26	67	11	08S	18.09	0.46
SG B	26	72	11	08S	18.18	0.47
SG B	26	73	11	08S	17.29	0.43
SG B	27	69	13	08S	17.97	0.59
SG B	28	43	13	08S	19.54	0.58
SG B	28	67	12	07S	20.94	0.57
SG B	28	68	13	07S	20.16	0.58
SG B	28	68	12	08S	18.26	0.51
SG B	28	69	12	08S	18.73	0.57
SG B	28	76	15	08S	17.94	0.76
SG B	28	77	17	08S	18.89	1.00
SG B	29	44	11	08S	19.26	0.47
SG B	29	62	10	08S	18.27	0.37
SG B	29	63	9	08S	19.16	0.31
SG B	29	68	10	08S	18.12	0.36
SG B	29	76	12	08S	18.63	0.55
SG B	29	77	11	08S	18.72	0.49

Arkansas Nuclear One, Unit 1 SG B TTW						
SG	Row	Col	%TW	Elev	Offset	Voltage
SG B	30	69	9	08S	18.53	0.32
SG B	30	71	8	08S	19.06	0.24
SG B	30	72	9	08S	19.06	0.34
SG B	31	34	14	08S	18.39	0.71
SG B	31	35	13	08S	19.06	0.66
SG B	31	38	8	08S	18.78	0.28
SG B	31	39	10	08S	19.10	0.40
SG B	31	61	9	07S	19.34	0.29
SG B	31	62	11	07S	19.95	0.47
SG B	31	62	12	08S	19.09	0.51
SG B	31	63	13	08S	19.56	0.64
SG B	31	74	10	08S	18.51	0.35
SG B	32	33	11	08S	18.85	0.46
SG B	32	36	10	08S	17.67	0.35
SG B	32	43	9	08S	19.25	0.33
SG B	32	74	10	08S	18.38	0.40
SG B	33	32	11	08S	19.02	0.44
SG B	33	34	9	08S	19.09	0.33
SG B	33	38	10	08S	17.66	0.38
SG B	33	44	9	08S	19.59	0.31
SG B	33	80	10	08S	20.57	0.36
SG B	33	82	9	08S	19.11	0.29
SG B	34	27	12	08S	19.56	0.50
SG B	34	33	9	08S	18.70	0.34
SG B	34	55	21	08S	18.99	1.44
SG B	34	56	20	08S	19.01	1.35
SG B	34	82	8	08S	19.80	0.26
SG B	34	84	8	08S	19.56	0.26
SG B	34	89	9	08S	18.52	0.28
SG B	34	90	10	08S	18.06	0.39
SG B	35	28	11	08S	19.59	0.46
SG B	36	31	9	08S	18.72	0.30
SG B	37	32	8	08S	18.28	0.25
SG B	38	29	10	08S	19.74	0.36
SG B	38	86	13	08S	20.34	0.60
SG B	38	87	12	08S	19.75	0.53
SG B	39	29	10	08S	19.42	0.41

Arkansas Nuclear One, Unit 1 SG B TTW						
SG	Row	Col	%TW	Elev	Offset	Voltage
SG B	39	37	12	08S	18.43	0.57
SG B	39	53	20	08S	19.28	1.40
SG B	39	54	22	08S	18.56	1.63
SG B	39	91	11	08S	19.60	0.42
SG B	39	92	12	08S	19.86	0.50
SG B	40	36	12	08S	18.52	0.54
SG B	42	65	8	08S	20.48	0.25
SG B	43	25	12	08S	18.17	0.53
SG B	43	67	9	08S	19.93	0.34
SG B	44	25	10	08S	18.98	0.36
SG B	44	26	12	08S	18.21	0.53
SG B	45	26	10	08S	19.22	0.35
SG B	46	21	12	08S	18.13	0.52
SG B	46	22	8	08S	18.61	0.24
SG B	46	23	9	08S	18.52	0.29
SG B	46	98	9	02S	19.34	0.34
SG B	46	100	15	08S	19.13	0.82
SG B	47	21	10	08S	18.22	0.36
SG B	47	99	15	08S	19.18	0.82
SG B	55	21	10	08S	18.14	0.36
SG B	55	22	8	08S	19.05	0.25
SG B	57	26	11	08S	19.70	0.44
SG B	58	26	9	08S	19.58	0.32
SG B	59	20	10	08S	19.01	0.36
SG B	60	21	10	08S	18.74	0.35
SG B	66	21	11	08S	18.29	0.41
SG B	66	22	10	08S	18.34	0.39
SG B	67	22	9	08S	18.38	0.33
SG B	67	23	6	08S	18.46	0.17
SG B	67	108	12	08S	19.09	0.51
SG B	68	110	10	08S	18.54	0.40
SG B	74	114	9	08S	17.90	0.32
SG B	75	114	10	08S	18.67	0.35
SG B	77	20	7	08S	19.00	0.19
SG B	78	20	9	08S	18.70	0.31
SG B	89	25	13	08S	18.69	0.59
SG B	90	25	12	08S	18.93	0.57

Arkansas Nuclear One, Unit 1 SG B TTW						
SG	Row	Col	%TW	Elev	Offset	Voltage
SG B	94	24	9	08S	18.41	0.30
SG B	94	25	8	08S	18.25	0.28
SG B	96	109	7	08S	18.13	0.17
SG B	97	109	9	08S	18.59	0.29
SG B	102	102	9	08S	16.93	0.33
SG B	103	21	10	08S	17.42	0.39
SG B	103	22	9	08S	17.56	0.31
SG B	105	23	11	08S	19.25	0.46
SG B	106	24	11	08S	18.61	0.49
SG B	109	97	8	08S	18.39	0.23
SG B	109	98	9	08S	18.21	0.33
SG B	114	82	14	08S	19.09	0.67
SG B	114	83	13	08S	18.62	0.64
SG B	115	30	13	08S	18.44	0.65
SG B	115	31	14	08S	18.26	0.73
SG B	116	29	23	07S	20.44	1.80
SG B	117	29	24	07S	21.00	1.88
SG B	117	89	10	08S	18.75	0.36
SG B	118	28	11	08S	18.78	0.43
SG B	118	29	9	08S	18.12	0.32
SG B	118	88	10	08S	18.61	0.40
SG B	119	25	16	07S	21.12	0.95
SG B	119	26	8	08S	18.86	0.26
SG B	119	27	11	08S	18.61	0.45
SG B	119	28	12	07S	20.58	0.50
SG B	119	29	11	07S	20.26	0.42
SG B	120	25	16	07S	20.62	0.86
SG B	122	30	10	08S	18.65	0.38
SG B	122	31	8	08S	18.69	0.26
SG B	123	32	11	08S	18.53	0.47
SG B	124	32	8	08S	18.65	0.28
SG B	126	35	10	08S	19.39	0.38
SG B	126	36	8	08S	19.46	0.25
SG B	126	72	9	08S	19.87	0.31
SG B	126	73	10	08S	20.11	0.40
SG B	128	44	10	07S	20.63	0.37
SG B	128	45	11	07S	20.04	0.47

Arkansas Nuclear One, Unit 1 SG B TTW						
SG	Row	Col	%TW	Elev	Offset	Voltage
SG B	128	45	8	08S	18.86	0.25
SG B	128	59	9	08S	18.94	0.34
SG B	128	60	9	08S	18.59	0.30
SG B	129	29	11	08S	18.25	0.42
SG B	129	30	11	08S	18.30	0.43
SG B	129	46	6	08S	18.81	0.16

Enclosure 1, Attachment 6

CNRO2022-00005

**Arkansas Nuclear One, Unit 1
SG A TRW**

Arkansas Nuclear One, Unit 1
SG A TRW

SG	Row	Col	%TW	Elev	Offset	Voltage
SG A	51	39	8	10S	17.71	0.28

Enclosure 1, Attachment 7

CNRO2022-00005

**Arkansas Nuclear One, Unit 1
SG B TRW**

Arkansas Nuclear One, Unit 1
SG B TRW

SG	Row	Col	%TW	Elev	Offset	Voltage
SG B	46	98	9	02S	19.34	0.34

Enclosure 2

CNRO2022-00005

**Arkansas Nuclear One, Unit 2
Steam Generator Inspection Report**

ARKANSAS NUCLEAR ONE, UNIT 2 STEAM GENERATOR INSPECTION REPORT

1 INTRODUCTION

Arkansas Nuclear One, Unit 2 (ANO-2) Technical Specification (TS) 6.6.7 states that a report shall be submitted within 180 days after the initial entry into HOT SHUTDOWN following completion of an inspection performed in accordance with the Specification 6.5.9, Steam Generator (SG) Program. This report was provided for the Fall 2018 refueling outage (2R26) to the NRC in Reference 1.

In Reference 2, Entergy requested adoption of TSTF-577, "Revised Frequencies for Steam Generator Tube Inspections," which is an approved change to the Standard Technical Specifications (STS), into the Arkansas Nuclear One, Unit 1 (ANO-1), Arkansas Nuclear One, Unit 2 (ANO-2), and Waterford Steam Electric Station, Unit 3 (Waterford 3) Technical Specifications (TS). In Reference 2 Entergy committed to submit a SG Tube Inspection Report meeting the revised ANO-2 TS 6.6.7 requirements within 30 days of the license amendment implementation. This report implements that commitment for ANO-2.

The report shall include:

- a. The scope of inspections performed on each SG;
- b. The nondestructive examination techniques utilized for tubes with increased degradation susceptibility;
- c. For each degradation mechanism found:
 - a. The nondestructive examination techniques utilized;
 - b. The location, orientation (if linear), measured size (if available), and voltage response for each indication. For tube wear at support structures less than 20 percent through-wall, only the total number of indications needs to be reported;
 - c. A description of the condition monitoring assessment and results, including the margin to the tube integrity performance criteria and comparison with the margin predicted to exist at the inspection by the previous forward-looking tube integrity assessment; and
 - d. The number of tubes plugged during the inspection outage.
- d. An analysis summary of the tube integrity conditions predicted to exist at the next scheduled inspection (the forward-looking tube integrity assessment) relative to the applicable performance criteria, including the analysis methodology, inputs, and results;
- e. The number and percentage of tubes plugged to date, and the effective plugging percentage in each SG; and
- f. The results of any SG secondary side inspections.

2 DESIGN

The ANO-2 Replacement Steam Generators (RSGs) are Westinghouse Model Delta 109 SGs with 10,637 thermally treated Alloy 690 U-tubes. The tubes have a nominal outside diameter of 0.688 inch and a nominal wall thickness of 0.040 inch. The tubes are hydraulically expanded through the tubesheet thickness and are supported by eight, broached-hole tube support plates (TSPs). In the U-bend region, the tubes are supported by five sets of staggered Type 405 stainless steel anti-vibration bars (AVBs).

3 REPORT REQUIREMENTS

3.1 Scope of Inspections Performed on Each SG

Table 3.1.1 lists the inspection scope of 2R26.

TABLE 3.1.1

SG A			
Examination Type	Number of Inspections	% Scope	Extent Tested
Bobbin	11079	100%	Full Length
Array Hot Leg (HL)	1455 + 20 tubes for deposit map	13.31%	various
Array Cold Leg (CL)	1372	12.38%	various
Special Interest Array/+Point™	32	-	various
SG B			
Examination Type	Number of Inspections	% Scope	Extent Tested
Bobbin	11070	100%	Full Length
Array HL	1391 + 20 tubes for deposit map	12.75%	various
Array CL	1340	12.10%	various
Special Interest Array/+Point™	30	-	various

3.2 Nondestructive Examination Techniques Utilized for Tubes with Increased Degradation Susceptibility

See Table 3.3.1.1 for nondestructive examination techniques utilized for special Interest array and +Point™ inspections.

3.3 Degradation Mechanisms Found

The primary tube degradation mechanism identified was wear at the AVB supports, with a total of two hundred thirty-six indications. Additionally, forty-three wear indications were identified at the TSPs. Eleven loose part wear indications were identified, all of which were historical from prior inspections.

The total number of wear indications in each generator is listed in Table 3.3.1.

TABLE 3.3.1

SG	AVB Wear	TSP Wear	Loose Part Wear
A	124	17	8
B	112	26	3

3.3.1 Nondestructive Examination Techniques Utilized

Table 3.3.1.1

Degradation Mechanism(s)	Probe	EPRI ETSS	Demonstrated / Extended Applicability	Detection	Sizing Applicability
Bobbin Probe Techniques					
Support Wear	Bobbin	96041.1 (Rev. 5) App. I	AVBs / None	Yes	Condition Monitoring Operational Assessment (CMOA) @ AVB
		96004.1 (Rev. 13)	AVBs, TSPs, and diagonal straps / None	Yes	CMOA @ TSP
Foreign Object Wear	Bobbin	27091.2 (Rev. 2)	PLP wear (Part not present) / PLP Wear (Part present) and volumetric indications	Yes	Not Recommended. Size with +Point™ or Array
Wear					
AVB Wear	+Point™	10908.4 (Rev. 1)	AVBs / Loose part wear with or without part present	Yes	CMOA @ AVB
	Array	17908.1 (Rev. 1) App. I 17908.4 (Rev. 1) App. I		Yes	
TSP Wear	+Point™	96910.1 (Rev. 11)	Broached TSPs / Loose part wear with or without part present	Yes	CMOA @ TSP
	Array	11956.3 (Rev 2) 11956.4 (Rev 2)		Yes	
Foreign Object Wear	+Point™ TM	27901.1 (Rev. 1)	Circ groove, Note 1	Detection of Foreign Material based on material and proximity of foreign material to the tube based on EPRI reports 1020631 and 1018561. For sizing of PLP wear when part is present based on EPRI Report 1020631 on an as needed basis.	CMOA Freespan, expansion transitions and at structures (Part not present)
		27902.1 (Rev. 2)	Axial groove, Note 1		
		27903.1 (Rev. 1)	Tapered football, Note 1		
		27904.1 (Rev. 2)	Tapered round hole, Note 1		
		27905.1 (Rev. 2)	Flat wear, Note 1		
		27906.1 (Rev. 1)	Tapered wear, Note 1		
		27907.1 (Rev. 2)	45° tapered wear, Note 1		

Table 3.3.1.1 continued

Degradation Mechanism(s)	Probe	EPRI ETSS	Demonstrated / Extended Applicability	Detection	Sizing Applicability
Wear					
Foreign Object Wear	Array	17901.1 (Rev. 0) – Circ.	Circ groove, Note 3	Yes	CMOA Freespan, expansion transitions and at structures (Part not present)
		17902.1 (Rev. 0) – Ax.	Axial groove, Note 3		
		17903.1 (Rev. 0) – Ax.	Tapered football, Note 3		
		17904.1 (Rev. 0) – Ax.	Tapered round hole, Note 3		
		17905.1 (Rev. 0) – Ax.	Flat wear, Note 3		
		17906.1 (Rev. 0) – Ax.	Tapered wear, Note 3		
Pitting					
Pitting	+Point™	21998.1 (Rev. 4)	Volumetric in freespan / Sludge pile	Yes	CMOA
	Array	24998.1 (Rev. 1)		Yes	No – Size with +Point™
Diagnostic Techniques (Note 2)					
Various	Bobbin Array	Various	All Locations	N/A	
Notes:					
1. Demonstrated applicability for 2790x.1 series includes PLP wear (part not present) and extended applicability for 2790x.1 series includes PLP wear at Top of Tube Sheet (TTS) and TSP (part present).					
2. For the purposes of this document, diagnostic techniques are actually EPRI Appendix H and/or I qualified techniques that fall outside of the site validation process. The specific applications where diagnostic techniques will be utilized have been evaluated and determined to be consistent with industry practice. In addition, the data analysis instructions provided in the site Guidelines/ETSS provide the requisite assurance that unexpected degradation mechanisms will be detected and reported.					
3. Demonstrated applicability for 1790x.1 series includes PLP wear (part not present) and extended applicability for 1790x.1 series includes PLP wear at TTS and TSP (part present)					

Note: ETSS Examination Technical Specification Sheet
 PLP Potential Loose Part

3.3.2 Location, Orientation (if linear), Measured Size (if available), and Voltage Response for each Indication

Service induced indications included wear at the AVBs, TSPs, and due to loose parts. Due to the large number of indications, these are included in Attachment 1 and Attachment 2 of this enclosure.

3.3.3 Description of the Condition Monitoring Assessment and Results

Condition Monitoring (CM) structural integrity was demonstrated analytically for the degradation mechanisms identified in 2R26 (AVB, TSP, and foreign object wear). AVB, TSP, and foreign object wear indications were less than the CM limits and therefore met CM analytically. Additionally, the findings of the 2R26 SG examination are bounded by the behavior projected in the 2R23 operational assessment as seen in Table 3.3.3.1.

Table 3.3.3.1
Comparison to 2R23 Projections

Degradation Mechanism Parameters		2R23 Projections	2R26 Actual
All Degradation	Operating Length Effective Full Power Year (EFPY)	4.2	3.64
AVB Wear	Bounding length (in)	0.75	0.71
	Upper 95th Growth Rate (%Through Wall (TW)/EFPY)	6.25	6.87
	Number of Indications	301	236
TSP Wear	Bounding length (in)	1.25	0.74
	Upper 95th Growth Rate (%TW/EFPY)	6.25	1.52
	Number of Indications	39	43
Foreign Object Wear (from objects left in SG without plugging)	Potential Wear (%TW)	<Structural Limit	26%

3.3.4 Number of Tubes Plugged During the Inspection Outage

Nine tubes were plugged in SG A and three tubes were plugged in SG B during the 2R26 inspection. Details are listed in Table 3.3.4.1 below.

Table 3.3.4.1

SG	ROW	COL	Indication
A	132	73	PTP - 28% @A15
A	132	75	PTP - 33% @A11
A	133	82	PTP - 34% @A11
A	138	83	PTP - 39% @ A11
A	124	95	PTP - 34% @A15
A	142	115	PTP - PLP @TSH
A	141	116	PTP - PLP @TSH
A	143	116	PTP - PLP @TSH
A	142	117	PTP - PLP @TSH
B	142	83	PTP - 36% @A11
B	142	91	TBP - 42% @A15
B	6	99	PTP - PLP @TSC

Note: TBP – To Be Plugged
TSC – Tube Sheet Cold
PTP – Preventative Tube Plug

3.4 Analysis Summary of the Tube Integrity Conditions Predicted to Exist at the Next Scheduled Inspection

The ANO-2 RSGs met applicable performance criteria for operating Cycles 24, 25, and 26. Degradation detected included tube wear at AVBs and TSPs and historical foreign object wear with no object present. After evaluating the results of the primary side eddy current testing (ECT) inspection, and secondary side and primary side visual inspections, the forward looking assessment provides reasonable assurance that performance criteria will be met over the next three operating cycles (Cycles 27, 28, and 29) of 5.2 EFPY, which includes conservative assumptions for growth rate distributions, cycle length, Nondestructive Examination (NDE) sizing uncertainties and differential pressure ($3\Delta P$), as well as some margin to the currently-predicted run time of 4.06 EFPY. Table 3.4.1 provides a summary of the key Operational Assessment (OA) projections.

Table 3.4.1

Degradation Mechanism Parameters		2R26 OA
All Degradation	Operating Length (EFPY)	5.2
AVB Wear	Bounding structural length (in)	0.6
	Upper 95th Growth Rate (%TW/EFPY)	3.8
	Number of 2R29 Indications	402
	Max 2R29 Depth (%TW)	62
TSP Wear	Bounding length (in)	1.25
	Maximum Growth Rate (%TW/EFPY)	4.5
	Max 2R29 Depth (%TW)	52
Foreign Object Wear (from objects left in SG without plugging)	Potential Wear (%TW)	<Structural Limit

3.4.1 AVB Wear

A total of 236 AVB wear indications were detected during the 2R26 outage. Of these, 191 were repeat indications and 45 were new indications. A plot illustrating the cumulative total AVB wear indications since SG replacement (in-service and plugged indications) shows that while AVB wear indications have not quite stagnated in the SGs, it is trending in the right direction (i.e., bundle stability). Additionally, the maximum and average AVB wear depths in conjunction with the depth distribution confirm that majority of the AVB wear population has consisted of shallow indications with occasional deep indications each outage.

OA of AVB wear was implemented using a full bundle, fully probabilistic operational assessment model that considers the growth rate and structural parameter distributions,

introduction of new indications, and potential undetected indications during 2R26. The per-bundle approach (which considers each flaw returned to service while also accounting for multiple flaws of the same depth) is the fundamental OA requirement. It is more responsive to extreme value growth rates because it explicitly captures the fact that if more deep flaws are returned to service, there is an increasing probability that large growth rates will be matched with large Beginning of Cycle (BOC) depths; making deep End of Cycle (EOC) flaws more likely. Hence, this approach will yield a more representative repair limit for a SG which has a large population of flaws.

The OA methodology was based on using the probability of burst, namely $3\Delta P$, of 3900 psid over 5.2 EFPY to bound the estimated cycle length until the next planned inspection at 2R29 of 4.03 EFPY.

A K_{unin} fit was used to model the NDE growth rate distributions. Typically, wear growth rates attenuate (i.e., decrease over time); however, in 2R26 it was observed that AVB wear growth rates increased from 2R23.

While it is expected that 2R29 should result in growth rates that show attenuation, the K_{unin} fit used in the model bounds a worst-case scenario of growth rates continuing to increase. Additional growth rate margin was also maintained by not removing the NDE sizing uncertainty from the growth rate distribution.

To account for new wear indications associated with Cycles 27, 28, and 29, a conservative population of new wear indications, based on Weibull statistics, was included in the full bundle analysis in addition to the return to service population. New indications are modeled as two populations, with one entering the bundle after 3.0 EFPY and growing the remaining 2.2 EFPY, and the other entering the bundle after the total 5.2 EFPY. A K_{unin} fit was also used to model a distribution of new indication depths that would be detected at each of these intervals based off the actual new AVB wear depth distribution at 2R26.

To account for potential undetected indications during the 2R26 inspection, the model assisted probability of detection (MAPOD) parameters for the Bobbin probe for the AVB region of interest (ROI) is used from the baseline noise which had an upper 95th probability of detection (POD) of 13% TW.

Line-by-line sizing data (taken from 2R17 through 2R26 results) was used to obtain "structural depth to maximum depth ratios" (SD:MD) and "structural length" (SL) information for AVB wear. The SL distribution is modeled as a log-normal distribution with a range of applicability varied from 0.2 inches to 0.6 inches, inclusively, thus bounding the largest identified structural length of 0.52 inches. The SD:MD distribution was modeled as a normal distribution with a range of applicability varied from 0.75 to 1.00, inclusively, again bounding the ranges seen at ANO-2.

As part of the OA full bundle analysis, all pertinent uncertainties were considered, including material properties, NDE technique (not including analyst uncertainty), burst equation, and growth allowances.

The probability that the tube bundle will meet a minimum burst pressure of $3\Delta P$ is the product of all the probabilities of each wear indication (plus the simulation of new wear

indications) within the tube bundle meeting $3\Delta P$ and is termed the Probability of Survival (POS). With these limits, the largest NDE depth for AVB wear left in service was 28% TW. Of the 236 AVB wear indications detected at 2R26, 218 were returned to service (RTS). The projected structural integrity probabilities for each SG exceed the required 0.95 per-bundle probability, as directed by the EPRI Guidelines, demonstrating with reasonable assurance that the structural performance criteria for AVB wear will not be exceeded over the next three consecutive operating cycles (27, 28, and 29) for a length of 5.2 EFPY. Note that additional criteria for plugging was implemented during 2R26 which is more conservative than general depth based plugging limits used for the full bundle OA.

3.4.2 TSP Wear

Operational assessment of TSP wear was performed using a conservative deterministic approach by assuming a maximum wear scar depth left in service as the BOC depth, applying a bounding growth rate based on 2R26 results, calculating the resulting EOC depth at 2R29 (assumes inspection interval of 3 fuel cycles), and comparing to the structural limits. The very low POD 95 percentile threshold of detection of ETSS 96004.1 makes it valid to assume that the largest undetected flaw is much smaller than the largest detected flaw left in service.

- BOC NDE Depth = 19% TW
 - Uses maximum return-to-service 2R26 %TW depth
- Cycle Length = 5.2 EFPY
 - Bounds 4.06 EFPY identified through 2R29
- Growth Rate = 4.5% TW/EFPY
 - Bounds the maximum growth rate for TSP wear of 1.92% TW/EFPY identified at 2R26
- Flaw Length = 1.25 inch
 - Bounds actual TSP thickness of 1.125 inches as well as maximum length identified with ECT of 0.74 inch"

The BOC NDE depth (BOCNDE) is first adjusted to the equivalent structural depth (BOCSD) using the sizing ETSS parameters. Then the growth rate is applied over the next 3-cycle operating length to determine the end-of-cycle structural depth (EOCSD).

The EOC structural depth of 51.8% TW is less than both the Structural Limit (SL) of 59.4% TW and the CM limit of 54.4% TW for a flaw length of 1.25 inches using the 96004.1 ETSS. Therefore, an inspection interval of three fuel cycles (up to 5.2 EFPY) is justified.

3.4.3 Potential Foreign Object Wear

As a conservative approach, wear evaluations are performed for typical parts entering the SGs. The results of the evaluation determined a conservative growth rate of 8.044% TW/EFPY resulting in an EOC depth of 41.83% TW at 2R29 assuming 5.2 EFPY. This is less than the high probability structural limit of 58% TW for a bounding 2 inch length flaw, providing some margin assuming the variability and uncertainty associated with foreign object wear evaluations.

Therefore, while there is potential for a foreign object similar to what has been observed during 2R26 to cause tube wear, this bounding evaluation, combined with the absence of foreign object wear in the last two inspections, spanning 6 operating cycles, provides reasonable assurance that tube integrity will be maintained and not impacted by the foreign objects over Cycles 27, 28, and 29. Due to the number of foreign objects removed during 2R26, it is recommended that ANO-2 investigate performing water lancing and foreign object search and retrieval action (FOSAR) prior to the next planned inspection during 2R29.

3.5 Number and Percentage of Tubes Plugged to Date, and the Effective Plugging Percentage in Each SG

Tube plugging during 2R26 and prior outages is detailed below in Table 3.5.1.

Table 3.5.1

		SG A			SG B		
Year	Outage	Installed	Cumulative	% Plug	Installed	Cumulative	% Plug
2000	Fabrication	0	0	0.00	1	1	0.01
2000	Baseline	0	0	0.00	0	1	0.01
2002	2R15	0	0	0.00	0	1	0.01
2005	2R17	4	4	0.04	8	9	0.08
2009	2R20	1	5	0.05	4	13	0.12
2014	2R23	5	10	0.09	5	18	0.17
2018	2R26	9	19	0.18	3	21	0.20

3.6 SG Secondary Side Inspection Results

Sludge lancing and TTS visual inspections were performed prior to start of eddy current acquisition so the secondary handhole closures could be reinstalled to support other outage work. All foreign items identified by visual inspections were subsequently inspected with eddy current.

The TTS visual inspections included:

- Annulus region
- No-tube lane
- Inner bundle passes in the sludge region (3 passes)

- Accessible historical foreign object locations

No degradation was identified during these inspections, and overall, the SGs were very clean with few sludge piles identified. A total of twenty-one foreign objects were identified with visual inspections at the TTS (17 in SG A, 4 in SG B), all of which were removed with exception of an irregular metallic object in SG A (FOTS Item 9) and a rectangular metallic object in SG B (FOTS Item 9). Due to the potential for wear, all in-service adjacent tubes to both objects were preventatively plugged.

Eddy current data was reviewed for possible loose parts (PLP) or foreign object wear. The PLPs (21) were from objects that moved during 2R26 retrieval efforts and requiring plugging of newly-affected tubes from the as-left location of the historical objects. No wear was detected in the vicinity the objects.

The upper steam drum inspections included:

- Feedwater rings and 8 J-nozzles in each SG
- All dryers / secondary separators in each SG
- Primary separators in each SG (8 in SG A, 9 in SG B)
- Sludge collector in each SG
- Steam venturi nozzles in each SG

No degradation or abnormalities were noted; however, a slight red colorization was noted in the hot leg side of the SG on the secondary separators. Primary separators showed heavier amounts of deposit on the swirl vanes and flow holes. Small amounts of deposit were spread throughout the collectors.

See Attachment 3 for a summary of all foreign objects identified at 2R26.

3.7 SG Secondary Side Cleaning

Water lancing was performed on both SGs which resulted in removal of 12 pounds of sludge from the TTS. The bobbin probe was also used to identify TTS sludge indications (SLG), with the majority of indications less than 1.0 inch in height and a maximum height of 2.17 inches. Comparison to 2R23 results shows an overall reduction in height and locations of TTS sludge as identified by ECT, especially on the cold leg, confirming the effectiveness of water lancing.

Additionally, several foreign objects were retrieved from the lancing strainers in both SGs which are included in Attachment 3 with all other SSI findings from 2R26.

3.8 Channel Head Visual Inspections

The visual examination of the SG channel head bowl was performed in accordance with the channel head procedure, which consisted of performing inspections on the entire channel head internal surfaces, namely the entire tubesheet, cladding, divider plate, and associated welds/components.

The SG channel head examinations conducted during the 2R26 outage were all performed to satisfactory conditions as documented in the enclosures of the channel head procedure. No abnormal conditions were identified.

4.0 References

- 1 Entergy Operations, Inc. (Entergy) letter to the Nuclear Regulatory Commission (NRC), "Steam Generator Tube Inspection Report," (ML19059A440) (2CAN021906), dated February 28, 2019
- 2 Entergy letter to the NRC, "Application to Revise Technical Specifications to Adopt TSTF 577, "Revised Frequencies for Steam Generator Tube Inspections," (ML21182A158), dated July 1, 2021

Enclosure 2, Attachment 1

CNRO2022-00005

**Arkansas Nuclear One, Unit 2
SG A Wear Indications**

Arkansas Nuclear One, Unit 2 SG A Wear Indications							
FLAW	ROW	COL	TWD	LOCATION	ELEVATION	VOLTAGE	COMMENT
1	1	22	9	03C	0.43	0.39	TSP
2	2	1	17	02C	-0.07	0.93	TSP
3	3	28	9	A01	-0.12	0.33	AVB
4	4	181	19	03C	0.00	0.86	TSP
5	5	2	12	02C	0.00	0.58	TSP
6	5	2	16	03C	-0.07	0.84	TSP
7	43	148	17	A06	2.71	0.75	AVB
8	52	175	10	A06	-0.42	0.36	AVB
9	52	123	7	A07	0.62	0.30	AVB
10	52	39	9	A07	0.32	0.35	AVB
11	52	135	9	A07	0.47	0.36	AVB
12	52	143	12	A07	0.44	0.56	AVB
13	53	34	7	A07	0.00	0.25	AVB
14	57	174	9	A17	-0.08	0.33	AVB
15	59	60	12	A07	-0.19	0.48	AVB
16	60	171	12	A07	0.09	0.54	AVB
17	60	171	8	A13	-0.23	0.30	AVB
18	60	173	15	A16	-0.25	0.62	AVB
19	62	13	15	A05	0.20	0.66	AVB
20	63	46	10	A14	-0.11	0.39	AVB
21	63	10	11	A15	-0.18	0.41	AVB
22	64	61	7	A08	0.34	0.25	AVB
23	64	67	7	A13	-0.01	0.24	AVB
24	65	144	8	A13	-1.63	0.33	AVB
25	66	13	10	A05	0.28	0.37	AVB
26	70	61	7	A13	-0.21	0.28	AVB
27	74	15	8	A05	-0.08	0.28	AVB
28	74	167	8	A07	0.14	0.34	AVB
29	74	15	16	A18	0.11	0.74	AVB
30	77	68	8	A13	0.08	0.29	AVB
31	79	162	9	A15	0.28	0.32	AVB
32	80	73	7	A09	-0.23	0.27	AVB
33	80	117	8	A09	0.02	0.35	AVB
34	80	125	8	A09	0.00	0.37	AVB
35	80	115	9	A09	0.87	0.42	AVB

Arkansas Nuclear One, Unit 2 SG A Wear Indications							
FLAW	ROW	COL	TWD	LOCATION	ELEVATION	VOLTAGE	COMMENT
36	80	133	9	A09	0.37	0.36	AVB
37	80	121	14	A09	0.18	0.77	AVB
38	80	87	17	A09	0.98	0.81	AVB
39	80	89	8	A12	-0.81	0.30	AVB
40	81	62	8	A09	0.25	0.31	AVB
41	81	94	9	A09	0.35	0.41	AVB
42	83	18	14	A15	-0.20	0.60	AVB
43	83	18	7	A17	-0.02	0.25	AVB
44	84	111	7	A09	0.00	0.35	AVB
45	84	165	13	A15	0.15	0.56	AVB
46	87	108	18	A09	0.22	0.83	AVB
47	88	93	9	A09	0.26	0.41	AVB
48	89	110	7	A09	0.21	0.32	AVB
49	89	96	9	A09	0.03	0.38	AVB
50	89	162	13	A14	0.12	0.59	AVB
51	96	101	19	A10	0.35	0.81	AVB
52	99	82	9	A09	0.04	0.37	AVB
53	99	82	8	A16	0.00	0.28	AVB
54	102	91	11	A09	-0.02	0.41	AVB
55	103	94	12	A09	0.05	0.46	AVB
56	104	81	13	A17	-0.03	0.56	AVB
57	105	50	15	08C	0.43	0.69	TSP
58	105	152	10	A12	0.11	0.47	AVB
59	105	90	12	A14	0.05	0.49	AVB
60	106	27	12	03C	0.46	0.49	TSP
61	106	107	9	A12	0.18	0.31	AVB
62	109	90	17	A08	-0.01	0.77	AVB
63	109	90	15	A11	0.23	0.67	AVB
64	109	90	11	A16	-0.05	0.44	AVB
65	109	90	11	A20	-0.06	0.45	AVB
66	112	91	9	A07	0.02	0.33	AVB
67	112	91	9	A13	-0.06	0.35	AVB
68	114	81	7	A12	-0.08	0.24	AVB
69	117	100	13	A09	0.12	0.64	AVB
70	119	100	9	A08	-0.02	0.31	AVB

Arkansas Nuclear One, Unit 2 SG A Wear Indications							
FLAW	ROW	COL	TWD	LOCATION	ELEVATION	VOLTAGE	COMMENT
71	121	86	24	A09	0.02	1.42	AVB
72	121	138	19	A13	0.00	1.03	AVB
73	121	138	11	A16	0.05	0.48	AVB
74	123	46	9	A07	0.32	0.34	AVB
75	123	46	10	A13	-0.27	0.40	AVB
76	123	46	11	A15	-0.38	0.46	AVB
77	123	44	9	A17	-0.24	0.38	AVB
78	124	83	8	A07	0.60	0.31	AVB
79	124	91	10	A11	0.02	0.38	AVB
80	124	45	22	A13	0.20	1.21	AVB
81	124	47	22	A13	0.25	1.25	AVB
82	124	95	26	A13	0.67	1.61	AVB
83	124	47	16	A15	0.16	0.77	AVB
84	124	95	34	A15	0.00	3.09	AVB
85	124	95	11	A17	0.00	0.47	AVB
86	125	48	24	A13	-0.38	1.43	AVB
87	126	113	8	A09	0.08	0.35	AVB
88	127	78	9	A09	0.00	0.36	AVB
89	127	78	10	A15	0.45	0.37	AVB
90	128	75	18	A11	0.57	0.92	AVB
91	128	75	17	A15	0.33	0.82	AVB
92	132	123	11	07C	0.35	0.45	TSP
93	132	127	13	A07	0.07	0.48	AVB
94	132	73	11	A09	-0.71	0.44	AVB
95	132	75	33	A11	0.46	2.75	AVB
96	132	73	28	A15	0.23	1.86	AVB
97	133	48	12	08H	-0.44	0.49	TSP
98	133	82	8	A09	-0.84	0.31	AVB
99	133	82	34	A11	0.38	2.89	AVB
100	133	68	15	A13	0.34	0.69	AVB
101	133	96	21	A13	0.47	1.15	AVB
102	133	68	24	A15	0.37	1.42	AVB
103	134	51	13	06H	-0.61	0.55	TSP
104	134	87	12	A11	-0.57	0.50	AVB
105	134	87	21	A15	0.18	1.09	AVB

Arkansas Nuclear One, Unit 2 SG A Wear Indications							
FLAW	ROW	COL	TWD	LOCATION	ELEVATION	VOLTAGE	COMMENT
106	134	87	13	A17	0.12	0.57	AVB
107	135	102	18	A07	0.59	0.74	AVB
108	135	86	8	A09	-0.67	0.32	AVB
109	135	98	13	A09	0.52	0.52	AVB
110	135	122	13	A09	0.00	0.46	AVB
111	135	102	26	A09	0.98	1.40	AVB
112	135	88	13	A13	0.29	0.55	AVB
113	135	102	17	A13	0.49	0.71	AVB
114	135	102	23	A15	-0.33	1.10	AVB
115	135	102	16	A17	-0.20	0.64	AVB
116	136	109	11	A13	0.33	0.44	AVB
117	137	74	23	A11	0.39	1.28	AVB
118	138	125	12	08H	-0.54	0.44	TSP
119	138	55	17	08H	-0.42	0.80	TSP
120	138	119	12	A05	0.32	0.43	AVB
121	138	119	15	A09	-0.28	0.59	AVB
122	138	119	14	A11	0.44	0.56	AVB
123	138	83	39	A11	-0.49	4.51	AVB
124	138	123	15	A13	0.02	0.61	AVB
125	138	83	17	A13	-0.32	0.77	AVB
126	138	119	12	A15	-0.13	0.42	AVB
127	138	97	14	A15	0.34	0.61	AVB
128	138	119	10	A19	0.12	0.33	AVB
129	139	56	9	A07	0.23	0.33	AVB
130	139	114	10	A09	0.05	0.32	AVB
131	139	88	14	A09	-0.56	0.61	AVB
132	139	88	11	A11	-0.68	0.45	AVB
133	139	88	23	A13	-0.44	1.29	AVB
134	139	88	18	A15	-0.35	0.93	AVB
135	139	88	9	A19	0.06	0.37	AVB
136	141	118	10	A09	-0.25	0.34	AVB
137	142	61	9	06H	-0.70	0.34	TSP
138	142	61	15	08H	-0.41	0.64	TSP
139	142	111	26	TSH	27.22	2.14	PLP
140	142	119	12	TSH	30.92	0.33	PLP

Arkansas Nuclear One, Unit 2 SG A Wear Indications							
FLAW	ROW	COL	TWD	LOCATION	ELEVATION	VOLTAGE	COMMENT
141	142	119	6	TSH	30.26	0.22	PLP
142	143	112	11	04H	18.76	0.28	PLP
143	143	114	19	08C	0.27	0.80	TSP
144	144	119	13	TSH	28.48	0.32	PLP
145	146	113	13	TSH	26.83	0.58	PLP
146	146	115	11	TSH	26.61	0.42	PLP
147	146	115	7	TSH	25.88	0.22	PLP
148	148	71	12	03H	-0.52	0.53	TSP
149	150	105	13	06H	-0.66	0.56	TSP

Enclosure 2, Attachment 2

CNRO2022-00005

**Arkansas Nuclear One, Unit 2
SG B Wear Indications**

Arkansas Nuclear One, Unit 2 SG B Wear Indications							
FLAW	ROW	COL	TWD	LOCATION	ELEVATION	VOLTAGE	COMMENT
1	1	174	10	05C	-0.48	0.40	TSP
2	3	84	9	05C	-0.50	0.34	TSP
3	4	81	17	05C	0.00	0.79	TSP
4	8	99	14	05C	-0.52	0.62	TSP
5	40	177	14	A16	-0.07	0.57	AVB
6	42	177	13	A16	-0.03	0.57	AVB
7	44	177	14	A16	0.00	0.60	AVB
8	50	41	11	A14	-0.48	0.52	AVB
9	52	109	6	A07	0.00	0.22	AVB
10	53	142	7	A07	0.17	0.26	AVB
11	55	174	9	A15	-0.34	0.35	AVB
12	59	170	7	A07	-0.27	0.27	AVB
13	61	164	13	A14	-0.03	0.52	AVB
14	64	103	6	A08	0.00	0.20	AVB
15	64	47	8	A08	0.71	0.32	AVB
16	69	170	10	A07	0.00	0.36	AVB
17	70	169	7	A05	0.00	0.26	AVB
18	70	169	13	A07	0.00	0.58	AVB
19	75	14	13	03C	-0.45	0.56	TSP
20	77	168	12	05C	0.41	0.50	TSP
21	77	168	7	06C	0.41	0.27	TSP
22	79	118	9	A09	-0.27	0.34	AVB
23	80	79	10	A09	0.24	0.40	AVB
24	80	95	16	A09	0.33	0.74	AVB
25	81	82	7	A14	0.05	0.26	AVB
26	82	69	7	A08	-0.17	0.29	AVB
27	83	128	7	A09	0.19	0.29	AVB
28	86	91	6	A17	-0.49	0.21	AVB
29	90	163	8	05C	-0.60	0.31	TSP
30	92	161	8	04C	-0.45	0.29	TSP
31	92	161	10	05C	0.39	0.40	TSP
32	94	161	9	04C	0.45	0.38	TSP
33	96	105	6	A10	0.00	0.22	AVB
34	97	158	11	04C	0.45	0.42	TSP
35	100	91	7	A07	0.00	0.25	AVB

Arkansas Nuclear One, Unit 2 SG B Wear Indications							
FLAW	ROW	COL	TWD	LOCATION	ELEVATION	VOLTAGE	COMMENT
36	100	25	23	TSC	12.67	0.47	PLP
37	105	86	11	A09	-0.37	0.43	AVB
38	109	102	7	A05	0.02	0.27	AVB
39	109	102	13	A13	0.00	0.55	AVB
40	109	102	26	A18	0.04	1.45	AVB
41	109	102	11	A19	0.00	0.44	AVB
42	110	133	8	A16	-0.09	0.30	AVB
43	111	108	10	A09	-0.12	0.30	AVB
44	111	92	16	A11	0.04	0.75	AVB
45	111	102	8	A13	0.00	0.33	AVB
46	111	96	23	A15	0.00	1.34	AVB
47	111	96	17	A16	0.00	0.82	AVB
48	111	96	10	A17	0.00	0.43	AVB
49	112	105	7	A07	0.02	0.28	AVB
50	112	149	10	A12	-0.19	0.40	AVB
51	112	149	7	A14	-0.21	0.27	AVB
52	112	149	17	A18	0.04	0.78	AVB
53	113	90	11	A07	0.21	0.25	AVB
54	113	92	8	A09	0.00	0.28	AVB
55	113	94	26	A13	0.00	1.50	AVB
56	113	92	15	A14	0.00	0.66	AVB
57	113	92	10	A17	0.00	0.36	AVB
58	115	104	13	A12	0.02	0.60	AVB
59	115	92	11	A13	0.00	0.47	AVB
60	115	104	11	A15	0.01	0.46	AVB
61	116	99	7	A06	0.02	0.28	AVB
62	116	99	20	A09	0.02	1.03	AVB
63	116	99	15	A12	-0.03	0.69	AVB
64	116	57	16	A16	-0.01	0.76	AVB
65	116	57	9	A18	0.00	0.35	AVB
66	117	70	8	A10	0.00	0.33	AVB
67	118	97	9	A12	0.00	0.38	AVB
68	120	63	12	A14	-0.01	0.55	AVB
69	120	63	11	A16	0.00	0.47	AVB
70	120	63	8	A18	0.00	0.31	AVB

Arkansas Nuclear One, Unit 2 SG B Wear Indications							
FLAW	ROW	COL	TWD	LOCATION	ELEVATION	VOLTAGE	COMMENT
71	122	91	19	A13	0.02	0.88	AVB
72	123	40	11	04C	0.43	0.48	TSP
73	124	99	7	A09	0.72	0.29	AVB
74	124	83	8	A09	0.07	0.21	AVB
75	125	46	9	A11	0.20	0.39	AVB
76	125	140	9	A11	-0.49	0.33	AVB
77	125	56	9	A13	0.43	0.37	AVB
78	125	46	13	A13	0.36	0.61	AVB
79	125	96	13	A13	0.00	0.55	AVB
80	125	82	14	A13	0.73	0.66	AVB
81	125	62	15	A15	0.29	0.70	AVB
82	125	96	20	A15	0.00	0.94	AVB
83	125	62	10	A19	0.11	0.42	AVB
84	126	85	12	A11	-0.93	0.51	AVB
85	128	93	13	A11	0.00	0.53	AVB
86	128	61	20	A11	0.61	1.07	AVB
87	128	93	9	A13	0.00	0.32	AVB
88	128	61	10	A15	-0.22	0.42	AVB
89	130	133	10	A17	-0.17	0.37	AVB
90	131	122	9	08C	0.34	0.35	TSP
91	131	54	8	A13	-0.31	0.35	AVB
92	132	83	7	A07	-0.41	0.29	AVB
93	132	57	9	A09	-0.25	0.37	AVB
94	132	57	23	A11	0.52	1.40	AVB
95	132	53	11	A13	0.02	0.49	AVB
96	132	57	15	A13	-0.40	0.73	AVB
97	133	94	15	A13	0.38	0.64	AVB
98	136	53	14	05C	0.47	0.60	TSP
99	136	115	14	A09	-0.32	0.61	AVB
100	136	115	12	A11	0.56	0.54	AVB
101	136	115	22	A13	0.38	1.22	AVB
102	136	115	23	A15	-0.18	1.33	AVB
103	137	92	10	A09	0.00	0.37	AVB
104	137	92	10	A11	0.58	0.39	AVB
105	137	92	17	A15	0.36	0.73	AVB

Arkansas Nuclear One, Unit 2 SG B Wear Indications							
FLAW	ROW	COL	TWD	LOCATION	ELEVATION	VOLTAGE	COMMENT
106	138	91	12	A11	0.05	0.45	AVB
107	138	105	24	A11	0.50	1.52	AVB
108	138	119	9	TSH	1.13	0.30	PLP
109	138	119	8	TSH	0.25	0.28	PLP
110	139	126	15	08H	-0.64	0.67	TSP
111	140	123	13	06H	-0.43	0.62	TSP
112	140	121	7	A09	-0.32	0.28	AVB
113	140	77	24	A09	-0.45	1.43	AVB
114	140	71	9	A11	0.00	0.37	AVB
115	140	99	12	A11	0.54	0.52	AVB
116	140	77	13	A11	-0.47	0.58	AVB
117	140	77	19	A11	0.51	0.99	AVB
118	140	77	20	A13	-0.29	1.08	AVB
119	140	71	8	A15	-0.21	0.32	AVB
120	140	99	9	A15	0.05	0.35	AVB
121	140	99	22	A17	0.15	1.22	AVB
122	141	60	15	04H	0.39	0.70	TSP
123	141	102	10	A09	0.33	0.36	AVB
124	142	83	12	A09	0.34	0.50	AVB
125	142	91	25	A11	0.02	1.39	AVB
126	142	83	36	A11	-0.48	3.53	AVB
127	142	83	16	A13	-0.36	0.77	AVB
128	142	91	34	A13	0.04	2.61	AVB
129	142	91	42	A15	0.07	4.47	AVB
130	142	91	20	A17	0.04	0.95	AVB
131	142	91	15	A19	0.02	0.61	AVB
132	143	62	18	05C	-0.54	0.89	TSP
133	143	94	10	A09	0.36	0.40	AVB
134	143	90	11	A11	-0.34	0.47	AVB
135	144	67	9	05C	0.45	0.35	TSP
136	144	67	12	05C	-0.58	0.53	TSP
137	144	63	15	05C	-0.54	0.71	TSP
138	146	113	11	05H	-0.58	0.53	TSP
139	148	109	8	04H	0.52	0.33	TSP
140	148	109	11	04H	-0.56	0.53	TSP

Arkansas Nuclear One, Unit 2 SG B Wear Indications							
FLAW	ROW	COL	TWD	LOCATION	ELEVATION	VOLTAGE	COMMENT
141	149	86	14	06H	0.37	0.64	TSP

Note: TSC – Tube Sheet Cold
TSH – Tube Sheet Hot

Enclosure 2, Attachment 3

CNRO2022-00005

**Arkansas Nuclear One, Unit 2
2R26 Secondary Side TTS Inspection Findings**

Arkansas Nuclear One, Unit 2 2R26 Secondary Side TTS Inspection Findings					
FOTS Item #	Historical/ New	Description	Location Row-Col	Disposition	Remaining in SG?
SG A					
1	Historical	Curved metallic object / PLP from 2R20 (0.1875"x2.5")	TSH Tubes 48-151 49-152 50-151 50-153 51-152	Object was confirmed with visuals and removed from the SG with ECT NDD on affected and bounding tubes.	No The object does not need to be tracked in future inspections with Array/+Point™ ECT or visual inspections.
2	Historical	Flat metallic object / PLP from 2R20 (0.25"x1.75")	TSH Tubes 6-91 7-92 8-91	Object was confirmed with visuals and removed from the SG with ECT NDD on affected and bounding tubes.	No The object does not need to be tracked in future inspections with Array/+Point™ ECT or visual inspections.
3	Historical	PLP from 2R20	TSH Tubes 40-87 41-88 40-89	No object was identified with visuals. ECT was NDD on affected and bounding tubes.	N/A The ECT PLP does not need to be tracked in future inspections with Array/+Point™ ECT or visual inspections.
4	Historical	Curved, possible valve seating / PLP from 2R20 (0.25"x1.40")	TSC Tubes 4-89 5-88 6-89	Object was confirmed with visuals and removed from the SG with ECT NDD on affected and bounding tubes.	No The object does not need to be tracked in future inspections with Array/+Point™ ECT or visual inspections.
5	Historical	Unknown FO from 2R23	TSH Tubes 140-115	No object was seen with visuals and ECT is NDD on affected and bounding tubes. A new object was identified in nearby tubes and is evaluated as FOTS Item 9	No This object does not need to be tracked in future inspections with Array/+Point™ ECT or visual inspections.
6	Historical	Irregular FO from 2R23	TSC Tubes 142-97	No object was seen with visuals and ECT is NDD on affected and bounding tubes.	No The object does not need to be tracked in future inspections with Array/+Point™ ECT or visual inspections.

Arkansas Nuclear One, Unit 2 2R26 Secondary Side TTS Inspection Findings						
FOTS Item #	Historical/ New	Description	Location Row-Col	Disposition	Remaining in SG?	Future Action
7	Historical	PLP from 2R23	TSH Tubes 128-57	No object was identified with periphery visuals. ECT was NDD on affected and bounding tubes	N/A	The ECT PLP does not need to be tracked in future inspections with Array/+Point™ ECT or visual inspections.
8	New	Irregular Metallic Object (0.25"x0.375"x0.0125")	TSH Tubes 148-71 147-70	Object was identified with visuals and removed from the SG with ECT NDD on affected and bounding tubes.	No	The object does not need to be tracked in future inspections with Array/+Point™ ECT or visual inspections.
9	New	Irregular Metallic Object (estimated 0.25"x0.25")	TSH Tubes <u>As-Found</u> 139-116 137-116 138-117 <u>As-Left</u> 141-116 142-115 142-117 143-116	Object was identified with visuals and ECT but not removed from the SG. ECT was NDD on affected and bounding tubes. Due to location in a high flow area and potential to cause wear, the four affected tubes around this object were preventatively plugged.	Yes	The as-left affected tubes were plugged. Tube 142-117 was stabilized. The remaining as-left affected tubes were plugged only, per evaluations performed in Framatome CR 2018-9556. Bounding tubes must be inspected by ECT and SSI at the next inspections.
10	New	Graphite	TSH Tubes 124-135 122-135 123-136	Object was identified with visuals and removed from the SG with ECT NDD on affected and bounding tubes.	No	The object does not need to be tracked in future inspections with Array/+Point™ ECT or visual inspections.
11	New	Irregular Metallic Object (0.25"x0.375"x 0.125 ")	TSC Tubes 112-33 113-34	Object was identified with visuals and removed from the SG with ECT NDD on affected and bounding tubes.	No	The object does not need to be tracked in future inspections with Array/+Point™ ECT or visual inspections.

Arkansas Nuclear One, Unit 2 2R26 Secondary Side TTS Inspection Findings						
FOTS Item #	Historical/ New	Description	Location Row-Col	Disposition	Remaining in SG?	Future Action
12	New	Curved metallic object (1.50"x0.25"x0.125")	TSC Tubes 138-61 137-62 136-61 137-60	Object was identified with visuals and removed from the SG with ECT NDD on affected and bounding tubes.	No	The object does not need to be tracked in future inspections with Array/+Point™ ECT or visual inspections.
13	New	Irregular Metallic Object (0.50"x0.25"x0.60")	TSC Tubes 147-70 148-71	Object was identified with visuals and removed from the SG with ECT NDD on affected and bounding tubes.	No	The object does not need to be tracked in future inspections with Array/+Point™ ECT or visual inspections.
14	New	Flexitallic Gasket (3.0"x0.0625"x0.0625")	TSC Tubes 135-112 134-113 136-113	Object was identified with visuals and removed from the SG with ECT NDD on affected and bounding tubes.	No	The object does not need to be tracked in future inspections with Array/+Point™ ECT or visual inspections.
15	New	Small wire stuck in sludge (0.03"x0.03"x0.25")	TSC Tubes 147-112 146-113 145-112	Object was identified with visuals and removed from the SG with ECT NDD on affected and bounding tubes.	No	The object does not need to be tracked in future inspections with Array/+Point™ ECT or visual inspections.
16	New	Rod/Wire (3.375"x0.06"x0.06")	C/L Trough below 90° hand-hole	Object was identified with visuals and removed from the SG. No tubes were affected.	No	The object does not need to be tracked in the future with visual inspections.
17	New	Irregular metallic object (0.25"x0.375"x0.125")	Hot leg 49-88 50-89	Object was identified with visuals and removed from the SG with ECT NDD on affected and bounding tubes.	No	The object does not need to be tracked in future inspections with Array/+Point™ ECT or visual inspections.
18	New	Sludge Rock (0.25"x0.25"x0.01")	Hot Leg 52-87 51-88	Object was identified with visuals and removed from the SG with ECT NDD on affected and bounding tubes.	No	The object does not need to be tracked in future inspections with Array/+Point™ ECT or visual inspections.

Arkansas Nuclear One, Unit 2 2R26 Secondary Side TTS Inspection Findings						
FOTS Item #	Historical/ New	Description	Location Row-Col	Disposition	Remaining in SG?	Future Action
19	New	Irregular Metallic Object (0.25"x0.25")	Cold Leg Annulus	Object was identified with visuals and removed from		The object does not need to be tracked in the future with visual inspections.
20	New	Water Lance Strainer	TSH/TSC	Parts removed from the SG with water lancing include graphite flakes, sludge rocks, possible flexitallic gasket, possible valve seating, copper pieces, wires, and weld slag.	No	Objects provided to customer for FME tracking purposes.
SG B						
3	Historical	PLP from 2R20	TSH 15-42	No object was identified with visuals. No wear was detected affected and bounding tubes; however, the PLP was detected on affected tube.	Yes	ECT PLP is historical from 2R20 and affected tube can remain in service. Affected and bounding tubes must be inspected by ECT and SSI at the next inspections.
5	Historical	PLP from 2R23	TSC+30.0" 104-67 105-66	No object was identified with visuals. ECT was NDD on affected and bounding tubes.	N/A	The ECT PLP does not need to be tracked in future inspections with Array/+Point™ ECT or visual inspections.
6	New	Spiral Wire (0.10"x2.25"x0.020" dia)	TSH 119-146 117-146 115-146 116-147	Object was identified with visuals and removed from the SG with ECT NDD on affected and bounding tubes.	No	The object does not need to be tracked in future inspections with Array/+Point™ ECT or visual inspections.

Arkansas Nuclear One, Unit 2 2R26 Secondary Side TTS Inspection Findings						
FOTS Item #	Historical/ New	Description	Location Row-Col	Disposition	Remaining in SG?	Future Action
7	New	Ball of Wire (0.45"x1.0"x0.010" dia)	TSH 142-117 141-116 143-116 142-115	Object was identified with visuals and removed from the SG with ECT NDD on affected and bounding tubes.	No	The object does not need to be tracked in future inspections with Array/+Point™ ECT or visual inspections.
8	New	Machine Turning (0.45"x0.50"x0.020")	TSH 131-116 130-117 132-117	Object was identified with visuals and removed from the SG with ECT NDD on affected and bounding tubes.	No	The object does not need to be tracked in future inspections with Array/+Point™ ECT or visual inspections.
9	New	Rectangular Metallic Object (estimated 1.0"x0.25"x0.25")	TSC 6-99 7-98 5-98 6-97	Object was identified with visuals but not removed from the SG with ECT NDD on affected and bounding tubes. Due to location in a high flow area and potential this is the same object that caused wear in affected tubes plugged in 2R17, the one affected in-service tube (6-99) in contact with this object was preventatively plugged.	Yes	Bounding tubes must be inspected with ECT and SSI visuals at the next inspection.
10	New	Water Lance Strainer	TSH/TSC	Parts removed from the SG with water lancing include graphite flakes, sludge rocks, possible flexitallic gasket, wires, various irregular shaped metallic objects, and weld slag.	No	Objects provided to customer for FME tracking purposes.

Note: TSC – Tube Sheet Cold
TSH – Tube Sheet Hot

Enclosure 3

CNRO2022-00005

Waterford 3

Steam Generator Inspection Report

WATERFORD 3 STEAM GENERATOR INSPECTION REPORT

1 INTRODUCTION

Waterford 3 (WF3) Technical Specification (TS) 6.9.1.5 requires Entergy Operations, Inc. (Entergy), to submit a 180 day report to the NRC that outlines the details of the steam generator (SG) tubing inspections that were performed during the reporting period. This report was provided for the Spring 2017 refueling outage (RF21) to the NRC in Reference 1.

In Reference 2, Entergy requested adoption of TSTF-577, "Revised Frequencies for Steam Generator Tube Inspections," which is an approved change to the Standard Technical Specifications (STS), into the Arkansas Nuclear One, Unit 1 (ANO-1), Arkansas Nuclear One, Unit 2 (ANO-2), and Waterford Steam Electric Station, Unit 3 (Waterford 3) Technical Specifications (TS). In Reference 2 Entergy committed to submit a SG Tube Inspection Report meeting the revised Waterford 3 TS 6.9.5.1 requirements within 30 days of the license amendment implementation. This report implements that commitment for Waterford 3.

The report shall include:

- a. The scope of inspections performed on each SG;
- b. The nondestructive examination techniques utilized for tubes with increased degradation susceptibility;
- c. For each degradation mechanism found:
 - a. The nondestructive examination techniques utilized;
 - b. The location, orientation (if linear), measured size (if available), and voltage response for each indication. For tube wear at support structures less than 20 percent through-wall, only the total number of indications needs to be reported;
 - c. A description of the condition monitoring assessment and results, including the margin to the tube integrity performance criteria and comparison with the margin predicted to exist at the inspection by the previous forward-looking tube integrity assessment; and
 - d. The number of tubes plugged during the inspection outage.
- d. An analysis summary of the tube integrity conditions predicted to exist at the next scheduled inspection (the forward-looking tube integrity assessment) relative to the applicable performance criteria, including the analysis methodology, inputs, and results;
- e. The number and percentage of tubes plugged to date, and the effective plugging percentage in each SG; and
- f. The results of any SG secondary side inspections.

2 DESIGN

The replacement SGs for Waterford 3 are a Westinghouse Delta 110 design. The tube bundle consists of 8968 U-tubes fabricated from thermally treated Alloy 690. The tubing material complies with the requirements of American Society of Mechanical Engineers (ASME) Section II SB-163, ASME Section III, NB-2000. The nominal outside diameter (OD) of each U-tube is 0.75 inch. The nominal tube wall is 0.044 inch thick for tube rows 1 and 2 and 0.043 inch thick for all other tube rows (rows 3 through 138). The ends of the tubes are expanded the full depth of the tubesheet and welded to the cladding on the tubesheet primary side.

The tubes are supported on the secondary side by eight tube support plates (TSPs). The TSP material is stainless steel (ASME SA-240, Type 405). All TSPs have trefoil-shaped holes arranged on a triangular pitch, produced by broaching, to reduce the potential for tube dry out and chemical concentration in the regions where the tubes pass through the TSPs.

Five sets of anti-vibration bars (AVBs) are installed to provide support for the U-bend region of the tube bundle. The AVB bar assemblies stiffen the U-bend region of the tube bundle and facilitate proper tube spacing and tube alignment while mitigating tube vibration. The first set of AVB assemblies are installed into the U-bend to a depth of, and including, row five. The second set of AVB assemblies are installed into the U-bend to a depth of, and including, row eighteen. The third set of AVB assemblies are installed into the U-bend to a depth of, and including, row thirty-four. The fourth set of AVB assemblies are installed into the U-bend to a depth of, and including, row fifty-five. The fifth set of AVB assemblies are installed into the U-bend to a depth of, and including, row eighty-four, except for one special bar that is inserted to row eighty-three. Each AVB assembly consists of a "V" shaped, rectangular bar of stainless steel (ASME SA-479, Type 405) and two end caps of thermally treated Alloy 690 (ASME SB-166, Alloy UNS N06690). Each end of each AVB assembly is secured to the U-bend peripheral retaining rings of thermally treated Alloy 690 (ASME SB-166, Alloy UNS N06690) by welding the corresponding end cap with SFA-5.14 CL. ERNiCrFe-7 weld metal. Twenty U-shaped retainer bars of chrome plated, thermally treated Alloy 690 (ASME SB-166, Alloy UNS N06690) are installed between several U-tubes. Both ends of the U-shaped retainer bar are welded with SFA-5.14 CL. ERNiCrFe-7 weld metal to the AVB retaining ring of each AVB bar set. These retainer bars provide support to the AVB assemblies during seismic and postulated steam line break loading conditions.

3 REPORT REQUIREMENTS

3.1 Scope of Inspections Performed on Each SG

The RF21 inspection plan included:

- 100% 0.610 inch bobbin coil inspection full length; Rows 11 and above at 80 inches per second (ips) and 100% Rows 10 and below at 24 ips
- +Point™ inspection of hot and cold leg TTS (Top of Tube Sheet) +/- 3 inches for detection of PLPs (Potential Loose Parts) (periphery, tube lane, central tube void region)

- +Point™ special interest testing as necessary including:
 - Any freespan bobbin I-code
 - Any bobbin I-code at a TSP intersection
 - Any AVB wear indication >15% Through Wall (TW) based on bobbin coil analysis
 - Possible loose parts/foreign object (PLP) signals including a 2-deep pattern of all immediately surrounding tubes until PLP signals are no longer reported (i.e., "boxing")
 - Freespan dings >5V (Volts) ⁽¹⁾
 - TSP dents >2V ⁽²⁾
 - Bulge (BLG) with preferential selection based on bobbin coil 600 kHz signal amplitude >18V
 - Over-expansions (OXP) above the TTS
- Pancake coil RPC (Rotating Pancake Coil) special interest testing of bobbin PRX (Proximity) signals >1V
- Tube plug visual inspection
- Channel head bowl visual inspection per NSAL-12-1 including divider plate to channel head juncture

Notes

- ⁽¹⁾ SCC (Stress Corrosion Cracking) at freespan dings is judged non-relevant, similarly, freespan wear is judged non-relevant in the absence of foreign objects. The recommended +Point™ inspection of >5V dings is performed to satisfy the full-length testing requirement and to establish that foreign objects are not present.
- ⁽²⁾ As no industry qualification for the detection of wear in dented TSP intersections is available, the +Point™ inspection of dented TSP intersections are performed to establish that no wear is present.

Primary Bowl Examinations:

The hot leg and cold leg primary side channel heads in each SG were visually inspected during the RF21 outage. The inspections have been prompted by industry experience where exposure, and in some cases wastage, of the carbon steel channel head pressure boundary has occurred as a result of a breach in the stainless-steel cladding and/or in the divider plate-to-channel head cladding. The visual inspection results performed during RF21 did not identify any anomalies or degradation of the channel head cladding or associated welds.

Secondary Side Inspection and Foreign Object Search and Retrieval (FOSAR):

The inspection plan was developed to specifically address the areas of potential degradation due to recent industry inspection results. These included:

- FOSAR of annulus region at the top of the tubesheet
- Visual inspections of the upper steam drum and support structures
- Visual inspection of the feed ring, spray nozzles and support structures

Steam drum region inspections performed at RF21 were quite extensive and included:

- Steam outlet nozzle venturis
- Mid-deck region
- Primary separator ID above swirl vanes
- Lower deck region
- Spray cans
- Feeding ID region
- Feeding structural supports
- Thermal sleeve to nozzle/pipe welds
- Sludge collector internals

3.2 Nondestructive Examination Techniques Utilized for Tubes with Increased Degradation Susceptibility

See Table 3.3.1.1 for +Point™ and Rotating Pancake Coil (RPC) nondestructive examination techniques utilized in special interest testing.

3.3 Degradation Mechanisms Found

At RF19 the first Service Induced degradation mechanism was identified as wear at the AVBs in both SG 31 and SG 32. There were four tubes preventatively plugged (PTP) in SG 32 which enabled the Cycle 20 and 21 Operational Assessment (OA) to successfully analyze a 2 cycle Operating Interval.

At RF21, wear at the TSPs was detected as the second Service Induced degradation mechanism, in addition to wear at the AVBs, in both SG 31 and SG 32. These indications are provided in Attachment 1 for SG 31 AVBs, Attachment 2 for SG 31 TSPs, Attachment 3 for SG 32 AVBs and Attachment 4 for SG 32 TSPs. There were three (3) tubes plugged in SG 31 and twenty four (24) tubes plugged in SG 32 which enables the OA to successfully analyze a 3 cycle Operating Interval.

3.3.1 Nondestructive Examination Techniques Utilized

Table 3.3.1.1
Nondestructive Examination Techniques Utilized

Summary of SG Tube Degradation Mechanisms and Inspection Requirements: Detection Information: Waterford 3 RF21						
Degradation Mechanism	Location	Probe Type	EPRI Technique Sheet ⁽¹⁾	Detection Variable	Appendix H or I Qualified	Inspection Sample Plan
Existing Degradation Mechanisms						
Wear (service induced)	AVBs	0.610 inch Bobbin	ETSS 96004.1 ⁽²⁾	Phase	Yes	100% full length
		0.610 inch +Point™ (confirmation)	ETSS 10908.4	Phase	Yes	Indications ≥15% TW by bobbin and any new indications
Potential Degradation Mechanisms						
Wear (service induced)	TSPs	0.610 inch Bobbin (detection)	ETSS 96004.1 ⁽²⁾	Phase	Yes	100% full length, both SGs
		0.610 inch +Point™ (confirmation)	ETSS 96910.1	Phase	Yes	100% bobbin indications
	Dented AVB and TSP >2V	0.610 inch +Point™	ETSS 10908.4 ETSS 96910.1	Phase	Yes	100%
Volumetric Degradation (not corrosion related) and General Tube Signal Identification	Freespan	0.610 inch Bobbin	ETSS 128413	Phase	Yes	100% full length, both SGs
	Freespan dings >5V	0.610 inch +Point™ (confirmation)	See Notes 3&4	Phase	Yes	Any bobbin I-code freespan or at tube supports
	TTS (both legs)	0.610 inch +Point™	ETSS 22401.1	Phase	Yes	100%
PLP Identification and General Tube Signal Identification	TTS (both legs)	0.610 inch +Point™	See Notes 3&4	Phase	Yes	Sampling of peripheral tubes, Hot and Cold Legs TTS +/- 3 inches
						+Point™ boxing-in to bound PLPs and indications

Summary of SG Tube Degradation Mechanisms and Inspection Requirements: Detection Information: Waterford 3 RF21						
Degradation Mechanism	Location	Probe Type	EPRI Technique Sheet ⁽¹⁾	Detection Variable	Appendix H or I Qualified	Inspection Sample Plan
	Freespan, including U-bends	0.610/0.600 inch Bobbin	ETSS I28413	Phase	Yes ⁽⁵⁾	100% full length, both SGs
Potential Manufacturing Buff Marks	All	0.610 inch Bobbin	ETSS 96010.1	Phase	Yes	100% full length
		0.580 or 0.610 inch +Point™	See Note 3	Phase	Yes	+Point™ MBIs
Summary of SG Tube Non-flaw Signal Disposition Categories Applicable Inspection: Waterford 3 RF21						
Degradation Mechanism	Location	Probe Type & No.	EPRI Technique Sheet	Detection Variable	Inspection Sample Plan	Expansion Plan
Resolution for Classification of Extraneous Indications						
Dings, Dents, PVN	All	0.610 inch Bobbin Coil	ETSS I28413	Phase	100% full length, both SGs	Expansion according to degradation mechanism confirmed
		0.610/0.580 inch +Point™ or Mag Bias +Point™ for PVN as needed	ETSS 22401.1 ETSS 22841.1	Phase	100% Dings >5V, 100% Dents >2V, PVN >1V	
Anomalous Tubesheet Signals	Tubesheet expansion joint	0.610 inch 3-coil +Point™	ETSS 20510.1 ETSS 20511.1	Phase	BLG above TTS, DTI in tubesheet	
Tube-to-Tube Proximity	U-bends	0.610 inch Bobbin Coil	N/A, see Reference (A)	Vertical maximum voltage and phase	100% full length, both SGs	None
		0.580 inch pancake coil	N/A, see Reference (A)	Vertical maximum voltage and phase	Bobbin PRX >1V	None
Tube-to-AVB Proximity (B)	U-bends	0.580 inch pancake coil	N/A, see Reference (A)	Peak-to-Peak voltage	None	Sampling may be performed based on inspection results

Notes for above Table:

- (1): The Acquisition and Analysis Technique Sheets (ACTS and ANTS) detail the plant-specific guidelines for application of the EPRI ETSSs.
- (2): ETSS 96004.1 will be applied for detection. Sizing will be performed according to ETSS 96041.1 for AVBs and ETSS 96043.1 for TSPs.
- (3): ETSSs 20510, 20511, 21409, 21410, and 1228425 are qualified for the detection of axial and circumferential ODSCC and PWSCC. The initial phase setup, initial span setting, and signal analysis methodology of each is consistent. Thus either of these techniques can be used for the resolution of extraneous bobbin indications. As these techniques are qualified for detection of SCC, sensitivity to volumetric degradation will be increased as volumetric degradation will produce larger signal amplitudes for equal depth compared to SCC indications. Analysts should be cautioned to adjust the span setting if a saturated condition is observed.
- (4): Depth sizing of foreign object induced tube wear can be accomplished using any of the following ETSSs:
- ETSS 21998.1
 - ETSS 27901.2
 - ETSS 27902.2
 - ETSS 27903.2
 - ETSS 27904.2
 - ETSS 27905.2
 - ETSS 27906.2
 - ETSS 27907.2
- Each of these ETSSs use peak-to-peak amplitude for the depth sizing curve.
- (5): While the various industry ETSSs for bobbin coil in freespan do not exclude small radius U-bends, practical application has been to utilize a supplemental probe (e.g. +Point™ probe) for small radius U-bends. The W3 SG Row 1 bend tangent noise is less than Row 5 bend tangent noise in other Westinghouse SGs. Therefore the use of bobbin at a reduced pull speed for small radius U-bends at Waterford 3 will provide an adequate inspection for general tube signal characterization.
- (A): LTR-SGMP-12-42, Revision 1, "Waterford RSG Tube-to-Tube and Tube-to-AVB Proximity Testing Summary," July 2012
- (B): This inspection is not planned for RF21 but may be applied in the event that diagnostic testing to examine AVB wear patterns is performed.

3.3.2 Location, Orientation (if linear), Measured Size (if available), and Voltage Response for each Indication

Due to the large number of indications, these are listed in the following attachments to this enclosure:

Attachment 1: SG 31 Service Induced Indications – Wear at AVBs

Attachment 2: SG 31 Service Induced Indications – Wear at TSPs

Attachment 3: SG 32 Service Induced Indications – Wear at AVBs

Attachment 4: SG 32 Service Induced Indications – Wear at TSPs

3.3.3 Description of the Condition Monitoring Assessment and Results

During the Waterford 3 RF21 SG tube in-service inspection, no indications exceeding the structural and leakage integrity limits for volumetric, axial, or circumferential degradation were detected. Based on the observed indications and plugged tube locations at RF21, the Waterford 3 replacement SGs are expected to meet all structural and leakage integrity requirements at End of Cycle (EOC) 24.

No eddy current inspection scope expansion was required during the RF21 outage inspections. No in-situ pressure testing was required during RF21 in accordance with the Steam Generator In-Situ Pressure Test Guidelines.

All observed indications of tube wear at the AVBs and TSPs were significantly less than the conservatively applied condition monitoring limits. Further, the calculated burst pressures at a lower 95% probability are 4,737 psi for AVB wear and 4,950 psi for TSP wear, which both bound the structural integrity performance criterion (SIPC) of 4,250 psi established in the Degradation Assessment. For volumetric wear of SG tubes, structural burst and ligament tearing pressures (i.e., pop-through) are coincident and satisfaction of the structural integrity performance criteria implies satisfaction of leakage integrity performance criteria.

3.3.3.1 Tube Wear at AVB and TSP Intersections

The RF21 Degradation Assessment defined a conservative first screening condition monitoring depth for tube wear at AVBs of 50% TW and 45% TW for TSP wear. These limits assumed a flaw the full width of the tube support structure and used a uniformly deep flaw profile. Attachments 1-4, of this enclosure, provide the listing of tubes with AVB and TSP wear indications for SG 31 and SG 32. The deepest AVB wear indication depth is 40% TW in SG 32 and the deepest TSP wear indication depth is 36% TW in SG 31. As these depths are less than the limits, condition monitoring is satisfied for the RF21 inspection results.

3.3.4 Number of Tubes Plugged During the Inspection Outage

Table 3.3.4.1 lists the number of tubes plugged at RF21 for each degradation mechanism. See Attachments 1-3, of this enclosure, for location of plugged tubes.

**Table 3.3.4.1
RF21 Tubes Plugged**

Tube Status	SG 31	SG 32
Tubes in Original SGs	8968	8968
Total Number of tubes previously removed from service	0	4
Repair Candidates from RF21:		
Service Induced Wear at AVBs	1	24
Service Induced Wear at TSPs	2	0
Total Candidate Tubes Repaired	3	24
Total Repair	SG-31	SG-32
Total Stabilizers Installed – RF21	0	0
Total Tubes Plugged – Post RF21	3	28
Total SG % Plugged – Post RF21	0.03%	0.31%

3.4 Analysis Summary of the Tube Integrity Conditions Predicted to Exist at the Next Scheduled Inspection

Based on the Waterford 3 RF21 inspection results and tube plugging, no in-service tubes are anticipated to contain indications which would violate the tube integrity performance criteria at the end of Cycle 24. The forward-looking evaluation considered variances in input parameters and analysis methods to show that the OAs for the existing degradation mechanisms are sufficiently robust. As such, all structural and leakage integrity performance criteria are expected to be satisfied for all existing degradation mechanisms in the Waterford 3 SGs at the EOC 24 or 4.74 EFPY.

3.4.1 SG Tube Wear at AVB Intersections

The maximum observed AVB wear indication depths are well within those projected in the RF21 Degradation Assessment and, therefore, the methods for assessing degradation growth rates for this mechanism remain both valid and conservative through RF21.

A fully probabilistic OA was used to evaluate the planned three cycle inspection interval of the Waterford 3 SGs. The simulation uses a normal operating pressure differential of 1415 psi for a three times normal operating pressure differential of 4250 psi. The projected cycle lengths used for Cycles 22, 23, and 24 are conservatively estimated to be an average of 1.58 EFPY each.

A total of 41 indications were returned to service in SG 31 and 281 indications were returned to service in SG 32. A distribution of the return to service flaws was established by fitting a LogNormal distribution to the flaws of the limiting SG. The coefficients of the applied LogNormal function are a mean of 2.60 and standard deviation of 0.45 with a lower bound of 5% TW and upper bound of 40% TW. The width of AVBs in the Waterford 3 SG design is 0.48 inch with 0.03 inch radius corners. As each AVB is located normal to the tube axis by design, the true interaction length for wear less than 70% TW is less than 0.48 inch. All of the returned to service flaws were conservatively assumed to have a true length of 0.52 inch.

A total of 87 growth rate data points were determined based on eddy current data history review in SG 32 while only 19 are available for SG 31. The growth rates of SG 32 envelope those for SG 31 and will be used for the fully probabilistic OA. Distribution models for the AVB wear flaw degradation growth rates for SG 32 were determined through regression analysis. Two distributions were determined to be appropriate representations of the degradation growth rates in SG 32.

The postulated non-detected AVB wear indication population has been estimated by "processing" a uniform flaw distribution through a probability of detection (POD). This is performed using the "Uniform and Forward" function of the full bundle model code. This process simulates a non-detected flaw distribution based on an input POD curve and maximum assumed undetected flaw depth. In order to accomplish this, a noise sampling was performed on 390 individual AVB intersections using the bobbin detection channel for AVB wear and measuring the maximum vertical voltage (V_{vm}). This noise sampling identified a 50th percentile vertical noise component of 0.03 volt, a 95th percentile vertical noise component of 0.06 volt with the largest vertical noise component of 0.09 volt for SG 32.

Fully probabilistic OA simulations were run with variances made on the distributions used to model the growth rates and the flaw shape factors. Each simulation was performed using a software setting of 100,000 Monte Carlo iterations.

The first series of cases were run keeping the flaw shape factor as 1.0, meaning all flaws have a flat profile, and varying the growth rate distribution between a Beta and a LogNormal function. These were designated as Runs 101 and 102. The second series of cases were run modeling the flaw shape factor as a uniform distribution between 1.0 and 1.16 and again varying the growth rate distribution between a Beta and a LogNormal function. These were designated as Runs 201 and 202. The next cases run utilized the same inputs as the 200 series, but the flaw lengths were modeled as a distribution function. These were designated as Runs 301 and 302. Finally, two cases were run assuming that precisely one half of the flaws are flat with a shape factor of 1.0 and the other half of the flaws are tapered with a shape factor of 1.16. These were designated as Runs 401 and 402, the results of which are required to be combined to represent the full population of flaws returned to service.

The probabilities of burst and leakage were all less than the acceptance criteria of 5% with one exception. Based on the results of the fully probabilistic OA, the structural and leakage integrity performance criteria are expected to be satisfied for the degradation mechanism of AVB wear at the EOC 24.

3.4.2 Wear at TSPs

For tube wear at TSP intersections, SG 31 is limiting with regard to maintenance of the structural and leakage integrity performance criteria. A total of 83 indications with a maximum reported depth of 17% TW were reported in SG 31. A total of 28 indications with a maximum depth of 11% TW were reported in SG 32.

As a more refined OA method, the rates of change in tube material volume removal due to interaction with the TSPs was evaluated in order to project the worst-case flaw that could be encountered at the next inspection.

The worst-case bounding volume-based growth rate from RF21 is for a 1.5 degree tapered wear indication growing from 6% TW at the RF19 inspection to 36% TW at RF21. This conservatively equates to a volume change of 0.000524 in^3 over a period of 2.71 Effective Full Power Year (EFPY) or $0.000193 \text{ in}^3 / \text{EFPY}$. This bounding volume based growth rate can then be applied to the largest indication remaining in service of 17% TW following RF21. The (Nondestructive Examination (NDE) adjusted depth of this flaw at 95% probability using the uncertainties of ETSS I96043.1 is 21.5% TW which equates to a tube material volume removal of 0.000145 in^3 . The indication is projected to remain in service for 4.74 EFPY until RF24. Therefore, the conservatively projected volume removed at RF24 is $0.000145 \text{ in}^3 + (4.74 \text{ EFPY} * 0.000193 \text{ in}^3 / \text{EFPY})$ or 0.00106 in^3 . Translating this volume removed back to a TW depth leads to a projected flaw of 48% TW. This worst case projected flaw is significantly less than the structural limit of 71% TW for a TSP wear flaw with a 1.5 degree taper angle. For volumetric wear indications, satisfaction of structural integrity implies satisfaction of leakage integrity since volumetric flaws leak and burst at essentially the same pressure.

Therefore, based on the results of the deterministic and volume based OA approaches, the structural and leakage integrity performance criteria are expected to be satisfied for the degradation mechanism of TSP wear at the EOC 24.

3.5 Number and Percentage of Tubes Plugged to Date, and the Effective Plugging Percentage in Each SG

Table 3.5.1
Tubes Plugged to Date

Year	Outage	EFPY	SG 31 Plugs	SG 32 Plugs	Total	Cumulative Plugging
2012	Pre-Service	0	0	0	0	0
2014	RF19	1.20	0	4	4	4
2017	RF21	4.0	3	24	27	27
Total Plugged to Date			3	28		31
Percent Plugged to Date			0.03%	0.31%		0.17%

Table 3.5.2
Effective Plugging Percentage

Generator	# Plugged	% Plugged
SG 31	3	0.03%
SG 32	28	0.31%

3.6 SG Secondary Side Inspection Results

The upper steam drum region was inspected in both SG 31 and SG 32 during Waterford 3 RF21. Visual inspection of the upper steam drum components identified no anomalies. As the moisture separation equipment is constructed using carbon steels with measurable chrome content or nickel-based alloys, erosion/corrosion of these components is not expected.

A total of four foreign objects were identified during the steam drum inspections. The identified foreign objects were entered into Entergy's Corrective Action Program (CAP). All foreign objects identified during the steam drum inspections were removed from the SGs. The objects identified included a piece of weld slag located in a secondary separator drain cup and a second smaller piece of weld slag located in a feedring spray nozzle of SG 31. There were also two small machine curls identified on the outer surface of the feedwater ring in SG 32. No structurally significant anomalies which could impact the integrity of the SG tubing were observed during inspection of the components in the upper steam drum regions of SG 31 and SG 32.

No tube wear degradation associated with foreign objects was reported by the eddy current inspection program conducted during RF21. The peripheral and tube lane eddy current RPC inspections of both SG 31 and SG 32 detected no indications of potential loose parts (PLPs) or indications of loose part wear at the top of the tubesheet. FOSAR inspections of both SG 31 and SG 32 have established that no foreign objects or visual indications of tube degradation are present at the top of tubesheet periphery or tube lane regions upon return to power from RF21. No foreign objects are known to be remaining in the SGs based on FOSAR at RF21.

A detailed visual inspection of the feedring inner diameter and thermal liner was performed based on site operating experiences with the feedwater system. No conditions with the potential to affect tube integrity were observed. The general condition of the secondary side components showed a light magnetite coating which is an indication that no ongoing material erosion and/or corrosion conditions are present.

3.7 SG Secondary Side Cleaning

The Waterford 3 SGs have not been sludge lanced. Using the average feedwater iron for each cycle and assuming 50% retention by the sludge collector and 14% removal from blowdown; the estimated amount of accumulated sludge for the Waterford 3 SGs is 109 pounds.

3.8 Channel Head Visual Inspections

The hot leg and cold leg primary side channel heads in each SG were visually inspected during the RF21 outage. The visual inspection results performed during RF21 did not identify any anomalies or degradation of the channel head cladding or associated welds.

4.0 References

- 1 Entergy Operations, Inc. (Entergy) letter to the Nuclear Regulatory Commission (NRC), "180 Day Steam Generator Tube Inspection Report for the 21st Refueling Outage Waterford Steam Electric Station, Unit 3 (Waterford 3)," (ML17325B762) (W3F1-2017-0044), dated November 21, 2017
- 2 Entergy letter to the NRC, "Application to Revise Technical Specifications to Adopt TSTF 577, "Revised Frequencies for Steam Generator Tube Inspections," (ML21182A158), dated July 1, 2021

Enclosure 3, Attachment 1

CNRO2022-00005

Waterford 3

SG 31 Service Induced Indications – Wear at AVBs

Waterford 3							
SG 31 Service Induced Indications – Wear at AVBs							
SG	ROW	COL	VOLTS	%	LOCN	INCH	Comment
31	49	8	0.12	8	A09	-0.14	
31	81	66	0.14	8	A04	-0.09	
31	99	66	0.21	11	A07	-0.05	
31	106	71	0.19	10	A07	-0.05	
31	91	72	0.15	10	A08	-0.12	
31	97	72	0.13	9	A06	0.00	
31	64	73	0.15	9	A08	0.15	
31	82	73	0.13	8	A07	0.10	
31	57	74	0.14	9	A07	-0.38	
31	99	74	0.21	11	A05	0.00	
31	99	74	0.16	9	A08	-0.05	
31	99	76	0.23	13	A08	0.09	
31	83	78	0.48	20	A07	-0.08	
31	114	79	0.44	17	A06	0.09	
31	134	79	0.18	11	A08	-0.05	
31	81	80	0.13	8	A07	-0.16	
31	85	80	0.19	10	A05	0.00	
31	95	80	0.16	10	A07	-0.14	
31	105	80	0.33	17	A06	0.00	Plugged
31	105	80	0.09	7	A07	0.00	
31	70	81	0.13	8	A07	-0.08	
31	96	81	0.13	8	A05	0.00	
31	96	81	0.12	7	A06	0.05	
31	97	82	0.15	8	A04	0.05	
31	97	82	0.21	11	A05	0.08	
31	99	82	0.41	17	A06	-0.04	
31	68	83	0.18	11	A07	0.07	
31	78	83	0.17	10	A04	-0.15	
31	92	83	0.26	13	A04	0.00	
31	85	84	0.2	11	A08	-0.18	
31	96	85	0.2	10	A07	-0.14	
31	64	87	0.15	9	A03	-0.14	
31	123	88	0.15	9	A06	-0.06	
31	123	88	0.11	7	A08	-0.15	

Waterford 3							
SG 31 Service Induced Indications – Wear at AVBs							
SG	ROW	COL	VOLTS	%	LOCN	INCH	Comment
31	98	89	0.12	8	A06	0.00	
31	99	90	0.16	9	A04	0.09	
31	109	92	0.13	9	A05	-0.20	
31	94	93	0.14	8	A07	0.03	
31	105	94	0.16	9	A06	-0.16	
31	95	96	0.19	11	A08	0.00	
31	82	153	0.1	7	A08	0.22	
31	48	163	0.13	8	A08	-0.33	
31	43	166	0.2	11	A08	0.21	

Enclosure 3, Attachment 2

CNRO2022-00005

Waterford 3

SG 31 Service Induced Indications – Wear at TSPs

Waterford 3							
SG 31 Service Induced Indications – Wear at TSPs							
SG	ROW	COL	VOLTS	%	LOC	INCH	Comment
31	4	1	0.31	7	06C	0.43	
31	4	1	0.24	5	05C	-0.64	
31	4	1	0.2	4	04C	0.40	
31	6	1	0.22	5	05C	-0.48	
31	6	1	0.15	3	04C	-0.45	
31	1	2	0.73	17	07C	0.00	
31	1	2	0.19	4	05C	-0.59	
31	5	2	0.2	4	06C	-0.67	
31	5	2	0.18	4	05C	0.35	
31	1	4	0.36	8	06C	-0.56	
31	1	4	0.53	12	05C	0.00	
31	1	4	0.66	15	04C	0.00	
31	4	5	0.13	3	06C	-0.45	
31	4	5	0.16	3	05C	-0.64	
31	4	5	0.19	4	04C	-0.43	
31	1	6	0.37	8	07C	0.00	
31	1	6	0.91	21	05C	0.00	Plugged
31	1	6	0.34	8	04C	0.00	
31	3	6	0.25	5	06C	0.43	
31	3	6	0.18	4	04C	-0.64	
31	1	8	0.3	7	06C	0.30	
31	4	11	0.18	4	06C	0.40	
31	1	12	0.23	5	06C	0.40	
31	6	13	0.17	4	05C	0.37	
31	1	14	0.19	4	06C	0.38	
31	3	14	0.27	6	06C	0.38	
31	2	15	0.21	5	06C	0.43	
31	80	17	0.22	5	05C	-0.60	
31	8	21	0.19	4	06C	-0.53	
31	4	25	0.37	8	06C	0.43	
31	1	28	0.16	3	03C	-0.51	
31	5	30	0.19	4	06C	0.40	
31	2	31	0.28	6	06C	-0.53	
31	2	31	0.13	3	03C	-0.48	

Waterford 3							
SG 31 Service Induced Indications – Wear at TSPs							
SG	ROW	COL	VOLTS	%	LOC	INCH	Comment
31	7	34	0.26	6	06C	0.35	
31	2	35	0.27	9	07C	0.00	
31	2	35	0.36	8	06C	0.43	
31	1	36	0.15	3	05C	-0.61	
31	1	44	0.14	3	03C	-0.48	
31	5	52	0.24	5	04C	0.30	
31	6	53	0.23	5	04C	0.53	
31	1	60	0.27	6	06C	0.32	
31	1	62	0.18	4	05C	-0.48	
31	3	62	0.17	4	04C	0.40	
31	4	63	0.27	6	06C	-0.29	
31	15	64	0.19	4	06C	-0.66	
31	136	67	0.22	5	05H	-0.67	
31	5	72	0.16	3	04C	-0.62	
31	6	75	0.29	6	07C	0.00	
31	12	75	0.34	8	07C	-0.63	
31	12	75	0.28	6	06C	0.00	
31	12	75	0.2	4	05C	0.00	
31	136	91	0.36	8	05H	-0.70	
31	18	93	0.33	7	05C	0.43	
31	138	99	0.24	5	05H	-0.69	
31	2	109	0.24	5	03C	0.48	
31	2	109	0.12	2	02C	-0.56	
31	1	112	0.43	10	05C	0.19	
31	1	112	0.43	14	04C	0.00	
31	1	112	0.44	10	03C	-0.16	
31	2	113	0.19	6	06C	-0.11	
31	2	113	0.2	4	04C	0.00	
31	2	113	0.16	5	03C	-0.05	
31	1	114	0.26	14	07C	0.00	
31	1	114	0.51	29	06C	0.00	
31	1	114	1.08	36	05C	0.46	Plugged
31	1	114	1.07	26	04C	0.00	
31	1	114	0.44	17	03C	0.00	

Waterford 3							
SG 31 Service Induced Indications – Wear at TSPs							
SG	ROW	COL	VOLTS	%	LOC	INCH	Comment
31	2	117	0.19	6	06C	-0.08	
31	6	127	0.23	5	05C	0.35	
31	7	128	0.17	4	05C	0.40	
31	8	129	0.22	5	05C	0.40	
31	4	133	0.28	6	04C	0.35	
31	1	134	0.23	5	06C	0.00	
31	9	134	0.18	4	06C	-0.67	
31	1	138	0.57	13	06C	0.38	
31	1	138	0.21	5	05C	0.43	
31	1	138	0.25	5	04C	0.51	
31	6	139	0.2	4	06C	0.43	
31	7	140	0.23	5	04C	0.40	
31	1	142	0.19	4	04C	0.40	
31	4	143	0.24	5	06C	0.40	
31	1	164	0.35	8	06C	0.30	

Enclosure 3, Attachment 3

CNRO2022-00005

Waterford 3

SG 32 Service Induced Indications – Wear at AVBs

Waterford 3 SG 32 Service Induced Indications – Wear at AVBs							
SG	ROW	COL	VOLTS	PER	LOC	INCH	Comment
32	81	64	0.13	7	A07	0.00	
32	99	68	0.33	13	A05	-0.05	
32	99	68	0.18	9	A06	0.00	
32	99	72	0.22	12	A04	0.00	
32	76	73	0.14	9	A07	0.00	
32	78	73	0.12	8	A07	0.00	
32	92	73	0.11	7	A08	0.00	
32	94	73	0.19	11	A04	0.00	
32	98	73	0.14	9	A06	0.00	
32	110	73	0.12	7	A08	0.00	
32	81	74	0.29	13	A04	0.00	
32	87	74	0.25	12	A05	0.00	
32	99	74	0.19	9	A08	0.00	
32	115	74	0.13	7	A08	0.11	
32	78	75	0.14	7	A07	0.05	
32	84	75	0.12	7	A05	0.00	
32	86	75	0.28	13	A05	-0.12	
32	98	75	0.18	9	A05	0.33	
32	98	75	0.29	13	A06	0.02	
32	110	75	0.14	7	A06	-0.07	
32	110	75	0.26	12	A07	0.00	
32	126	75	0.13	7	A07	0.00	
32	126	75	0.24	11	A08	0.00	
32	130	75	0.27	12	A05	0.00	
32	95	76	0.11	7	A06	0.00	
32	97	76	0.28	14	A07	0.00	
32	101	76	0.13	8	A06	0.00	
32	101	76	0.65	23	A08	0.00	Plugged
32	121	76	0.16	10	A07	0.00	
32	127	76	0.12	8	A05	0.00	
32	76	77	0.1	7	A07	0.00	
32	80	77	0.12	8	A07	0.00	
32	80	77	0.14	8	A08	0.00	
32	92	77	0.2	11	A05	0.00	

Waterford 3 SG 32 Service Induced Indications – Wear at AVBs							
SG	ROW	COL	VOLTS	PER	LOC	INCH	Comment
32	92	77	0.27	14	A06	0.00	
32	96	77	0.17	10	A04	0.00	
32	98	77	0.13	8	A07	0.00	
32	104	77	0.22	12	A05	0.00	
32	112	77	0.27	14	A06	0.00	
32	99	78	0.14	8	A04	0.02	
32	101	78	0.22	11	A05	0.00	
32	103	78	0.88	25	A05	0.00	Plugged
32	105	78	0.19	10	A05	-0.02	
32	107	78	0.41	16	A05	0.00	
32	109	78	0.15	8	A05	0.00	
32	113	78	0.54	19	A05	0.00	
32	113	78	0.84	25	A06	0.00	Plugged
32	113	78	0.3	13	A07	0.00	
32	82	79	0.17	8	A04	-0.06	
32	92	79	0.18	9	A07	0.00	
32	92	79	0.31	14	A08	0.00	
32	94	79	0.19	10	A08	0.03	
32	112	79	0.2	10	A07	0.07	
32	112	79	0.25	11	A08	-0.10	
32	114	79	0.41	16	A07	0.00	
32	114	79	0.54	19	A08	-0.07	
32	124	79	0.19	10	A05	0.00	
32	126	79	0.31	14	A05	-0.05	
32	130	79	0.22	11	A05	0.00	
32	89	80	0.1	7	A04	0.00	
32	91	80	0.2	11	A05	0.00	
32	95	80	0.16	10	A05	0.00	
32	97	80	0.1	7	A09	0.00	
32	99	80	0.66	23	A05	0.39	Plugged
32	99	80	0.54	21	A06	0.24	
32	101	80	0.12	7	A05	0.00	
32	105	80	0.19	11	A06	0.00	
32	107	80	0.16	10	A05	0.00	

Waterford 3 SG 32 Service Induced Indications – Wear at AVBs							
SG	ROW	COL	VOLTS	PER	LOC	INCH	Comment
32	109	80	0.15	9	A05	0.00	
32	111	80	0.26	14	A05	0.00	
32	115	80	0.24	13	A04	0.00	
32	115	80	0.63	22	A05	0.00	Plugged
32	115	80	0.16	10	A06	0.00	
32	115	80	0.29	14	A07	0.00	
32	115	80	0.11	7	A08	0.00	
32	117	80	0.24	13	A05	0.00	
32	117	80	0.11	7	A06	0.00	
32	117	80	0.67	23	A07	0.00	Plugged
32	123	80	0.13	8	A04	0.00	
32	123	80	0.12	7	A05	0.00	
32	123	80	0.13	8	A06	0.00	
32	123	80	0.12	7	A08	0.00	
32	127	80	0.14	9	A05	0.00	
32	70	81	0.13	8	A07	0.00	
32	86	81	0.18	10	A07	0.00	
32	88	81	0.66	23	A05	0.00	Plugged
32	88	81	0.37	17	A06	0.00	
32	94	81	0.16	9	A05	0.00	
32	94	81	0.2	11	A07	0.00	
32	98	81	0.28	14	A07	0.00	
32	98	81	0.16	10	A08	0.00	
32	104	81	0.15	9	A07	0.00	
32	110	81	0.19	11	A08	0.00	
32	112	81	0.33	15	A07	0.00	
32	114	81	0.16	9	A05	0.00	
32	114	81	0.24	13	A06	0.00	
32	114	81	0.28	14	A08	0.00	
32	118	81	0.12	8	A07	0.00	
32	122	81	0.27	14	A07	0.00	
32	124	81	0.14	8	A06	0.00	
32	91	82	0.25	12	A07	0.10	
32	93	82	0.32	14	A04	0.00	

Waterford 3 SG 32 Service Induced Indications – Wear at AVBs							
SG	ROW	COL	VOLTS	PER	LOC	INCH	Comment
32	103	82	0.69	22	A08	-0.10	Plugged
32	103	82	0.33	14	A09	0.00	
32	107	82	0.26	12	A07	0.12	
32	113	82	0.13	7	A05	-0.02	
32	117	82	0.13	7	A06	-0.09	
32	117	82	0.28	12	A08	0.00	
32	127	82	0.37	15	A05	0.00	
32	127	82	0.13	7	A06	-0.17	
32	129	82	0.16	8	A05	0.00	
32	129	82	0.66	22	A06	0.00	Plugged
32	129	82	0.19	9	A08	0.00	
32	133	82	0.46	17	A06	-0.22	Plugged
32	84	83	0.15	8	A06	-0.50	
32	88	83	0.17	8	A06	0.00	
32	90	83	0.13	7	A07	-0.10	
32	92	83	0.19	9	A07	-0.13	
32	100	83	0.36	15	A06	0.07	
32	102	83	0.15	8	A05	-0.12	
32	102	83	0.15	8	A08	-0.15	
32	104	83	0.12	7	A04	0.05	
32	106	83	0.21	10	A07	-0.08	
32	112	83	0.13	7	A04	0.19	
32	112	83	0.7	22	A07	-0.18	Plugged
32	114	83	0.21	10	A05	-0.07	
32	116	83	0.14	7	A06	0.10	
32	116	83	0.32	14	A07	-0.10	
32	120	83	0.14	7	A06	0.05	
32	122	83	0.28	12	A06	-0.03	
32	122	83	0.29	13	A07	-0.07	
32	126	83	0.15	8	A04	0.00	
32	126	83	0.19	10	A05	0.00	
32	71	84	0.23	12	A03	-0.17	
32	97	84	0.17	9	A04	0.02	
32	99	84	0.15	9	A05	0.18	

Waterford 3 SG 32 Service Induced Indications – Wear at AVBs							
SG	ROW	COL	VOLTS	PER	LOC	INCH	Comment
32	101	84	0.19	10	A07	0.15	
32	103	84	0.32	15	A07	0.07	
32	113	84	0.38	16	A05	0.00	
32	115	84	0.42	17	A05	0.00	
32	117	84	0.13	8	A05	0.00	
32	117	84	0.13	8	A08	0.00	
32	119	84	0.14	8	A05	0.00	
32	121	84	0.16	9	A04	0.00	
32	121	84	0.16	9	A05	0.00	
32	121	84	0.75	24	A06	0.00	Plugged
32	121	84	0.26	13	A08	0.03	
32	123	84	0.15	8	A05	0.00	
32	123	84	0.28	14	A06	0.00	
32	123	84	0.29	14	A07	0.00	
32	125	84	0.14	8	A05	0.00	
32	125	84	0.22	12	A06	0.00	
32	131	84	0.18	10	A06	0.00	
32	82	85	0.14	8	A07	0.00	
32	100	85	0.19	10	A07	-0.22	
32	102	85	0.18	10	A04	0.00	
32	108	85	0.56	20	A05	0.00	
32	114	85	0.36	16	A08	0.00	
32	118	85	0.35	16	A05	0.03	
32	122	85	0.14	8	A07	0.00	
32	122	85	0.15	8	A07	0.00	
32	124	85	0.15	8	A08	0.00	
32	73	86	0.12	7	A07	0.00	
32	91	86	0.38	16	A06	0.00	
32	93	86	0.2	10	A04	0.19	
32	93	86	0.12	7	A06	-0.13	
32	93	86	0.17	9	A10	0.00	
32	97	86	0.15	8	A04	-0.11	
32	97	86	0.36	15	A07	-0.17	
32	99	86	0.13	7	A06	-0.26	

Waterford 3 SG 32 Service Induced Indications – Wear at AVBs							
SG	ROW	COL	VOLTS	PER	LOC	INCH	Comment
32	99	86	0.29	13	A08	0.05	
32	99	86	0.45	17	A09	0.00	
32	99	86	0.16	8	A10	0.00	
32	101	86	0.13	7	A06	-0.36	
32	109	86	0.56	20	A04	0.05	
32	123	86	0.39	16	A06	-0.03	
32	123	86	0.2	10	A07	-0.05	
32	125	86	0.16	9	A08	0.00	
32	131	86	0.86	25	A05	0.00	Plugged
32	131	86	0.8	24	A06	0.00	
32	131	86	0.16	8	A07	-0.10	
32	131	86	0.14	8	A08	0.00	
32	86	87	0.38	16	A07	0.10	
32	102	87	0.14	8	A06	0.15	
32	106	87	0.15	8	A06	0.15	
32	108	87	0.15	8	A06	0.10	
32	110	87	0.12	7	A05	0.00	
32	112	87	0.21	10	A08	0.05	
32	114	87	0.32	14	A06	0.00	
32	116	87	0.44	17	A05	0.03	
32	116	87	0.31	14	A07	0.00	
32	120	87	0.35	15	A05	0.00	
32	122	87	0.17	9	A04	0.02	
32	122	87	0.58	20	A05	0.00	
32	122	87	0.91	26	A06	0.00	Plugged
32	124	87	0.38	15	A04	0.00	
32	124	87	0.7	22	A05	0.06	Plugged
32	124	87	0.31	13	A06	-0.06	
32	128	87	0.48	18	A05	0.00	
32	128	87	0.3	13	A06	0.00	
32	73	88	0.32	15	A07	-0.41	
32	75	88	0.14	8	A07	0.18	
32	79	88	0.13	8	A04	0.00	
32	89	88	0.28	14	A05	0.15	

Waterford 3 SG 32 Service Induced Indications – Wear at AVBs							
SG	ROW	COL	VOLTS	PER	LOC	INCH	Comment
32	93	88	0.25	12	A07	0.00	
32	97	88	0.11	7	A05	-0.07	
32	97	88	0.25	13	A06	0.00	
32	99	88	0.23	12	A05	0.00	
32	99	88	0.29	14	A06	0.00	
32	101	88	0.29	14	A07	-0.24	
32	107	88	0.18	10	A05	0.00	
32	107	88	0.45	18	A06	0.00	
32	107	88	0.11	7	A07	0.00	
32	111	88	0.23	12	A04	0.00	
32	111	88	0.25	12	A05	0.00	
32	121	88	0.12	7	A05	0.00	
32	123	88	0.13	8	A04	0.00	
32	123	88	0.15	8	A05	0.00	
32	123	88	0.47	19	A08	0.00	Plugged
32	127	88	0.11	7	A03	0.00	
32	127	88	0.46	18	A07	0.00	
32	127	88	0.16	9	A08	0.00	
32	129	88	0.72	23	A05	0.06	
32	129	88	2.58	40	A06	0.00	Plugged
32	129	88	0.37	16	A08	0.00	
32	129	88	0.12	7	A09	0.00	
32	74	89	0.14	8	A07	0.00	
32	80	89	0.16	9	A07	0.00	
32	82	89	0.17	10	A07	0.00	
32	86	89	0.2	11	A04	0.00	
32	88	89	0.15	9	A07	0.00	
32	90	89	0.28	14	A07	0.00	
32	98	89	0.14	8	A06	0.00	
32	98	89	0.14	8	A08	0.00	
32	100	89	0.3	14	A07	0.00	
32	108	89	0.51	19	A05	0.00	
32	110	89	0.25	12	A05	0.00	
32	110	89	0.15	8	A07	0.00	

Waterford 3 SG 32 Service Induced Indications – Wear at AVBs							
SG	ROW	COL	VOLTS	PER	LOC	INCH	Comment
32	114	89	0.24	12	A04	0.00	
32	114	89	0.16	9	A06	0.00	
32	114	89	0.27	13	A08	0.00	
32	114	89	0.46	18	A09	0.00	
32	118	89	0.18	10	A02	0.00	
32	120	89	0.16	9	A07	0.00	
32	124	89	0.34	15	A05	0.00	
32	87	90	0.32	14	A06	0.00	
32	91	90	0.13	7	A06	0.00	
32	97	90	0.28	13	A04	0.00	
32	97	90	0.14	8	A05	0.00	
32	97	90	0.29	13	A07	0.00	
32	101	90	0.12	7	A04	0.00	
32	103	90	0.28	13	A04	0.02	
32	103	90	0.36	15	A07	0.00	
32	109	90	0.2	10	A07	0.00	
32	115	90	0.16	9	A05	0.00	
32	117	90	0.26	12	A05	0.00	
32	117	90	0.34	15	A08	0.00	
32	119	90	0.31	14	A05	0.00	
32	119	90	0.14	8	A06	0.05	
32	121	90	0.16	9	A06	0.00	
32	121	90	0.16	9	A08	0.00	
32	131	90	0.47	18	A04	-0.09	
32	131	90	0.74	23	A05	0.00	Plugged
32	131	90	0.21	10	A06	0.00	
32	92	91	0.18	9	A04	0.00	
32	92	91	0.33	14	A05	0.00	
32	94	91	0.14	8	A07	0.00	
32	104	91	0.55	20	A06	0.00	
32	104	91	0.26	12	A07	0.00	
32	120	91	0.29	13	A05	0.00	
32	120	91	0.14	7	A07	0.00	
32	122	91	0.13	7	A06	0.00	

Waterford 3 SG 32 Service Induced Indications – Wear at AVBs							
SG	ROW	COL	VOLTS	PER	LOC	INCH	Comment
32	124	91	0.17	9	A06	0.00	
32	124	91	0.16	8	A07	0.00	
32	126	91	0.22	11	A04	0.03	
32	126	91	0.16	8	A05	0.03	
32	128	91	0.17	9	A08	0.00	
32	77	92	0.16	9	A08	0.08	
32	87	92	0.13	8	A08	0.05	
32	93	92	0.22	12	A07	0.00	
32	95	92	0.19	10	A05	0.00	
32	97	92	0.25	13	A05	0.00	
32	97	92	0.21	11	A06	0.00	
32	103	92	0.86	26	A05	0.00	Plugged
32	103	92	0.66	22	A06	0.00	
32	111	92	0.11	7	A05	0.00	
32	117	92	0.27	13	A04	0.00	
32	117	92	0.26	13	A05	0.00	
32	117	92	0.44	18	A07	0.00	Plugged
32	117	92	0.41	17	A08	0.00	
32	117	92	0.15	9	A09	0.00	
32	121	92	0.28	13	A05	0.00	
32	121	92	1.41	32	A06	0.00	Plugged
32	121	92	0.53	20	A07	0.00	
32	129	92	0.43	18	A05	0.00	Plugged
32	129	92	0.12	7	A06	0.00	
32	129	92	0.31	14	A07	0.00	
32	84	93	0.13	8	A07	0.10	
32	96	93	0.16	9	A07	0.00	
32	98	93	0.15	9	A07	0.00	
32	100	93	0.22	12	A05	0.07	
32	106	93	0.11	7	A04	0.00	
32	108	93	0.16	9	A06	0.00	
32	110	93	0.23	12	A07	0.00	
32	114	93	0.15	9	A06	0.00	
32	114	93	0.27	13	A07	-0.12	

Waterford 3 SG 32 Service Induced Indications – Wear at AVBs							
SG	ROW	COL	VOLTS	PER	LOC	INCH	Comment
32	116	93	0.24	12	A06	0.00	
32	120	93	0.11	7	A05	0.00	
32	120	93	0.24	12	A07	0.00	
32	124	93	0.21	11	A05	-0.07	
32	124	93	0.25	13	A06	0.00	
32	93	94	0.18	9	A06	0.00	
32	113	94	0.19	10	A06	0.00	
32	121	94	0.12	7	A06	0.00	
32	72	95	0.12	7	A07	0.00	
32	74	95	0.17	9	A07	0.13	
32	76	95	0.17	9	A07	0.13	
32	82	95	0.28	13	A07	0.13	
32	82	95	0.34	14	A08	0.03	
32	98	95	0.15	8	A07	0.07	
32	100	95	0.18	9	A05	0.00	
32	100	95	0.22	11	A06	0.00	
32	104	95	0.24	11	A05	0.00	
32	112	95	0.66	22	A07	0.00	Plugged
32	114	95	0.12	7	A07	0.00	
32	126	95	0.34	14	A06	0.00	
32	81	96	0.15	8	A07	-0.14	
32	87	96	0.12	7	A07	0.00	
32	89	96	0.14	8	A07	0.00	
32	93	96	0.16	9	A03	-0.17	
32	93	96	0.35	15	A05	0.04	
32	93	96	0.38	16	A06	0.00	
32	82	97	0.16	9	A02	0.00	
32	82	97	0.28	13	A03	0.06	
32	126	97	0.15	9	A07	0.00	
32	115	98	0.19	10	A05	0.00	
32	115	98	0.55	20	A06	0.00	Plugged
32	115	98	0.15	8	A07	0.00	
32	94	99	0.16	8	A08	-0.07	
32	99	100	0.12	7	A06	0.00	

Waterford 3 SG 32 Service Induced Indications – Wear at AVBs							
SG	ROW	COL	VOLTS	PER	LOC	INCH	Comment
32	128	111	0.28	13	A06	0.00	
32	128	111	0.12	7	A07	0.00	
32	35	166	0.14	8	A08	0.00	
32	26	167	0.11	7	A09	0.20	
32	30	167	0.11	7	A02	0.00	
32	30	167	0.23	11	A09	0.15	
32	38	167	0.11	7	A09	0.00	

Enclosure 3, Attachment 4

CNRO2022-00005

Waterford 3

SG 32 Service Induced Indications – Wear at TSPs

Waterford 3							
SG 32 Service Induced Indications – Wear at TSPs							
SG	ROW	COL	VOLTS	%	LOC	INCH	Comment
32	15	2	0.24	5	06C	0.40	
32	3	10	0.2	4	07C	0.27	
32	1	18	0.16	3	04C	0.48	
32	1	18	0.15	3	03C	0.43	
32	6	23	0.22	5	05C	-0.51	
32	1	24	0.25	5	05C	0.05	
32	1	24	0.28	9	03C	0.03	
32	5	28	0.23	5	07C	0.35	
32	8	33	0.32	7	05C	-0.62	
32	7	36	0.3	7	05C	-0.65	
32	5	48	0.36	8	05C	-0.57	
32	4	63	0.21	4	05C	-0.62	
32	6	95	0.17	4	03C	-0.56	
32	2	107	0.2	4	05C	0.40	
32	2	117	0.23	5	06C	-0.59	
32	8	123	0.27	6	05C	-0.62	
32	7	130	0.14	3	05C	0.38	
32	2	133	0.46	11	06C	-0.62	
32	1	134	0.18	4	05C	0.40	
32	7	136	0.24	5	04C	-0.59	
32	2	137	0.24	5	05C	0.32	
32	7	138	0.14	3	06C	-0.57	
32	7	138	0.22	5	05C	-0.59	
32	5	150	0.19	4	06C	0.32	
32	2	161	0.12	2	06C	-0.54	
32	3	162	0.14	3	05C	0.35	
32	3	168	0.2	4	05C	0.13	
32	2	169	0.16	3	03C	0.35	