

**FC-20-012**
Revision 0**Fort Calhoun Station Decommissioning Project**
Radiological Characterization Report



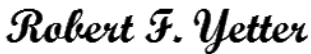


Prepared By:	<u>Robert Yetter III</u>		Robert F. Yetter III Jan 4 2021 6:37 AM	cosign
			Date	
Prepared By:	<u>Mitchell Uz</u>		Mitchell Uz Jan 4 2021 10:09 AM	cosign
			Date	
Reviewed By:	<u>Robert Yetter</u>		Robert F. Yetter Jan 5 2021 7:41 AM	cosign
			Date	
Reviewed By:	<u>Dan Whisler</u>	WHISLER, DANIEL R 	Digitally signed by WHISLER, DANIEL R DN: dc=com, dc=oppd-ds, dc=oppd, ou=Accounts, cn=WHISLER, DANIEL R, email=dwhisler@oppd.com Date: 2021.01.06 12:40:31 -06'00'	
			Date	
Approved By:	<u>Scott Zoller</u>		Scott G. Zoller Jan 6 2021 1:04 PM	cosign
			Date	

Table of Contents

1	ISSUE STATEMENT	10
2	BACKGROUND	10
2.1	SITE DESCRIPTION	10
2.2	INITIAL SURVEY UNITS AND CLASSIFICATION	13
2.2.1	Survey Units.....	13
2.2.1.1	Class 1 Structures.....	13
2.2.1.2	Class 2 and 3 Structures.....	14
2.2.1.3	Class 1 Open Land Areas.....	17
2.2.1.4	Class 2 Open Land Areas.....	21
2.2.1.5	Class 3 Open Land Areas.....	23
3	METHODOLOGY	26
3.1	ORGANIZATION, TRAINING, AND PROCEDURES.....	26
3.1.1	Management	26
3.1.2	Training	26
3.1.3	Procedures.....	26
3.2	CHARACTERIZATION SAMPLE PLANS.....	27
3.3	SURVEY MEASUREMENT AND SAMPLE IDENTIFICATION DESIGNATIONS	28
3.4	CHARACTERIZATION APPROACH.....	30
3.4.1	Potential Radionuclides of Concern	31
3.4.2	Data Quality Objectives.....	31
3.4.3	Survey Design.....	32
3.4.3.1	Number of Static Measurements or Samples	32
3.4.3.2	Determination of Survey Locations	33
3.4.3.3	Scan Coverage	33
3.4.4	Types of Measurements or Samples.....	34
3.4.4.1	Static Measurements	34
3.4.4.2	Beta Surface Scans.....	34
3.4.4.3	Gamma Surface Scans	35
3.4.4.4	Removable Surface Contamination.....	35
3.4.4.5	Concrete Sampling.....	35
3.4.4.6	Material Sampling.....	35
3.4.5	Instrument Selection, Use, and Minimum Detectable Concentrations	36
3.4.5.1	Instrument Calibrations.....	37
3.4.5.2	Instrument Use and Control	37
3.4.5.3	Laboratory Instrument Methods and Sensitivities.....	37
3.4.6	Quality Assurance.....	38
3.5	CHARACTERIZATION IMPLEMENTATION	39
3.5.1	Survey Unit Preparation.....	40
3.5.2	Survey Unit Walk-Down	40
3.5.3	Health and Safety Considerations	41
3.5.4	Survey Documentation.....	41
3.5.5	Data Validation	42
3.5.6	Data Evaluation and Review	42
4	ASSUMPTIONS.....	43
5	RESULTS	43
5.1	VOLUMETRIC CONCRETE SAMPLING.....	43

FCS Decommissioning Project Radiological Characterization Report

5.1.1	<i>Volumetric Concrete Sampling Results in the Containment Building</i>	44
5.1.2	<i>Volumetric Concrete Sampling Results in the Auxiliary Building</i>	44
5.1.3	<i>Volumetric Concrete Sampling Results in the Turbine Building</i>	44
5.1.4	<i>Volumetric Concrete Sampling Results in the Balance of Plant Buildings inside the DA</i>	45
5.2	OPEN LAND AREA SOIL SAMPLING AND SCANNING	45
5.2.1	<i>Survey Results for Class 3 Open Land Survey Units</i>	45
5.2.1.1	Survey Unit 8100	45
5.2.1.2	Survey Unit 8200	46
5.2.1.3	Survey Unit 8300	47
5.2.2	<i>Survey Results for Class 2 Open Land Survey Units</i>	47
5.2.2.1	Survey Unit 8400	47
5.2.2.2	Survey Unit 8700	48
5.2.3	<i>Survey Results for Class 1 Open Land Survey Units</i>	49
5.2.3.1	Survey Unit 7100	49
5.2.3.2	Survey Unit 7200	49
5.2.3.3	Survey Unit 7300	50
5.2.3.4	Survey Unit 7400	50
5.3	SUBSURFACE SOIL SAMPLING WITH GEOPROBE	50
5.4	SURVEY RESULTS FOR CLASS 2 AND 3 STRUCTURES	51
5.4.1	<i>Class 3 Structures Inside the DA</i>	51
5.4.1.1	Turbine Building	51
5.4.1.2	The Balance of Plant Buildings Inside the DA	52
5.4.2	<i>Class 2 and 3 Structures Outside the DA</i>	53
5.5	RADIOLOGICAL ASSESSMENTS	54
5.5.1	<i>Survey Unit 8000</i>	54
5.5.2	<i>Survey Unit 8500</i>	54
6	CALCULATIONS	54
7	REFERENCES	54
	APPENDIX A	56
	APPENDIX B	125
	APPENDIX C	285

List of Tables

TABLE 1 – CLASS 1 STRUCTURE SURVEY UNITS	13
TABLE 2 – CLASS 2 AND 3 STRUCTURE SURVEY UNITS	14
TABLE 3 – CLASS 1 OPEN LAND SURVEY UNITS	17
TABLE 4 – CLASS 2 OPEN LAND SURVEY UNITS	21
TABLE 5 – CLASS 3 OPEN LAND SURVEY UNITS	23
TABLE 6 – SAMPLE AND MEASUREMENT UNIQUE IDENTIFICATION DESIGNATION	29
TABLE 7 – SOIL SCREENING VALUES FOR CHARACTERIZATION	30
TABLE 8 – INITIAL SUITE OF RADIONUCLIDES FOR THE DECOMMISSIONING OF FORT CALHOUN STATION	31
TABLE 9 – RECOMMENDED SAMPLE POPULATION SIZE	33
TABLE 10 – RECOMMENDED SCAN COVERAGE	34
TABLE 11 – EXAMPLE OF INSTRUMENT TYPES AND NOMINAL MDC	36
TABLE 12 – GEL LABORATORIES METHODS, MDCs, AND REPORTING LIMITS	38

List of Tables – Appendix A

TABLE A.1 – SUMMARY OF VOLUMETRIC CONCRETE SAMPLE LOCATIONS (CONTAINMENT AND AUXILIARY BUILDINGS).....	57
TABLE A.2 – SUMMARY OF VOLUMETRIC CONCRETE SAMPLE LOCATIONS (TURBINE AND BOP IN DA BUILDINGS).....	58
TABLE A.3 – 1100 GAMMA SPECTROSCOPY RESULTS FOR CONCRETE SAMPLES	78
TABLE A.4 – 1100 SUMMARY STATISTICS	79
TABLE A.5 – 1200 GAMMA SPECTROSCOPY RESULTS FOR CONCRETE SAMPLES	80
TABLE A.6 – 1200 SUMMARY STATISTICS	87
TABLE A.7 – 1300 GAMMA SPECTROSCOPY RESULTS FOR CONCRETE SAMPLES	88
TABLE A.8 – 1300 SUMMARY STATISTICS	90
TABLE A.9 – 1400 GAMMA SPECTROSCOPY RESULTS FOR CONCRETE SAMPLES	91
TABLE A.10 – 1400 SUMMARY STATISTICS	97
TABLE A.11 – 2100 GAMMA SPECTROSCOPY RESULTS FOR CONCRETE SAMPLES	98
TABLE A.12 – 2100 SUMMARY STATISTICS	101
TABLE A.13 – 2200 GAMMA SPECTROSCOPY RESULTS FOR CONCRETE SAMPLES	102
TABLE A.14 – 2200 SUMMARY STATISTICS	108
TABLE A.15 – 2300 GAMMA SPECTROSCOPY RESULTS FOR CONCRETE SAMPLES	109
TABLE A.16 – 2300 SUMMARY STATISTICS	111
TABLE A.17 – 2600 GAMMA SPECTROSCOPY RESULTS FOR CONCRETE SAMPLES	112
TABLE A.18 – 2600 SUMMARY STATISTICS	112
TABLE A.19 – 3100 GAMMA SPECTROSCOPY RESULTS FOR CONCRETE SAMPLES	113
TABLE A.20 – 3100 SUMMARY STATISTICS	115
TABLE A.21 – 4100 GAMMA SPECTROSCOPY RESULTS FOR CONCRETE SAMPLES	116
TABLE A.22 – 4100 SUMMARY STATISTICS	117
TABLE A.23 – 4200 GAMMA SPECTROSCOPY RESULTS FOR CONCRETE SAMPLES	118
TABLE A.24 – 4200 SUMMARY STATISTICS	118
TABLE A.25 – 4300 GAMMA SPECTROSCOPY RESULTS FOR CONCRETE SAMPLES	119
TABLE A.26 – 4400 GAMMA SPECTROSCOPY RESULTS FOR CONCRETE SAMPLES	119
TABLE A.27 – 4500 GAMMA SPECTROSCOPY RESULTS FOR CONCRETE SAMPLES	119
TABLE A.28 – 4600 GAMMA SPECTROSCOPY RESULTS FOR CONCRETE SAMPLES	119
TABLE A.29 – 4600 SUMMARY STATISTICS	120
TABLE A.30 – 4700 GAMMA SPECTROSCOPY RESULTS FOR CONCRETE SAMPLES	120
TABLE A.31 – 4800 GAMMA SPECTROSCOPY RESULTS FOR CONCRETE SAMPLES	120
TABLE A.32 – 4800 SUMMARY STATISTICS	121
TABLE A.33 – 4900 GAMMA SPECTROSCOPY RESULTS FOR CONCRETE SAMPLES	121
TABLE A.34 – GEL LABORATORIES RESULTS FOR CONCRETE SAMPLES (PCl/G).....	122

List of Tables – Appendix B

TABLE B.1 – 8100 GAMMA SPECTROSCOPY RESULTS FOR RANDOM SAMPLES	128
TABLE B.2 – 8100 GAMMA SPECTROSCOPY RESULTS FOR QC SAMPLES.....	140
TABLE B.3 – 8100 GAMMA SPECTROSCOPY RESULTS FOR JUDGMENTAL SAMPLES	143
TABLE B.4 – 8100 SUMMARY STATISTICS	154
TABLE B.5 – 8200 GAMMA SPECTROSCOPY RESULTS FOR RANDOM SAMPLES	157
TABLE B.6 – 8200 GAMMA SPECTROSCOPY RESULTS FOR QC SAMPLES.....	165
TABLE B.7 – 8200 GAMMA SPECTROSCOPY RESULTS FOR JUDGMENTAL SAMPLES	167
TABLE B.8 – 8200 SUMMARY STATISTICS	175
TABLE B.9 – 8300 GAMMA SPECTROSCOPY RESULTS FOR RANDOM SAMPLES	178
TABLE B.10 – 8300 GAMMA SPECTROSCOPY RESULTS FOR QC SAMPLES.....	190
TABLE B.11 – 8300 GAMMA SPECTROSCOPY RESULTS FOR JUDGMENTAL SAMPLES	193
TABLE B.12 – 8300 SUMMARY STATISTICS	207
TABLE B.13 – 8400 GAMMA SPECTROSCOPY RESULTS FOR RANDOM SAMPLES	210
TABLE B.14 – 8400 GAMMA SPECTROSCOPY RESULTS FOR QC SAMPLES.....	215
TABLE B.15 – 8400 GAMMA SPECTROSCOPY RESULTS FOR JUDGMENTAL SAMPLES	217
TABLE B.16 – 8400 SUMMARY STATISTICS	222

FCS Decommissioning Project Radiological Characterization Report

TABLE B.17 – 8700 GAMMA SPECTROSCOPY RESULTS FOR RANDOM SAMPLES	225
TABLE B.18 – 8700 GAMMA SPECTROSCOPY RESULTS FOR QC SAMPLES	230
TABLE B.19 – 8700 GAMMA SPECTROSCOPY RESULTS FOR JUDGMENTAL SAMPLES	232
TABLE B.20 – 8700 SUMMARY STATISTICS	235
TABLE B.21 – 7100 GAMMA SPECTROSCOPY RESULTS FOR JUDGMENTAL SAMPLES	237
TABLE B.22 – 7100 GAMMA SPECTROSCOPY RESULTS FOR QC SAMPLES	240
TABLE B.23 – 7100 SUMMARY STATISTICS	241
TABLE B.24 – 7200 GAMMA SPECTROSCOPY RESULTS FOR JUDGMENTAL SAMPLES	242
TABLE B.25 – 7200 GAMMA SPECTROSCOPY RESULTS FOR QC SAMPLES	245
TABLE B.26 – 7200 SUMMARY STATISTICS	246
TABLE B.27 – 7300 GAMMA SPECTROSCOPY RESULTS FOR JUDGMENTAL SAMPLES	247
TABLE B.28 – 7300 GAMMA SPECTROSCOPY RESULTS FOR QC SAMPLES	250
TABLE B.29 – 7300 SUMMARY STATISTICS	251
TABLE B.30 – 7400 GAMMA SPECTROSCOPY RESULTS FOR JUDGMENTAL SAMPLES	252
TABLE B.31 – 7400 GAMMA SPECTROSCOPY RESULTS FOR QC SAMPLES	255
TABLE B.32 – 7400 SUMMARY STATISTICS	256
TABLE B.33 – 7000 JUDGMENTAL SUBSURFACE SOIL SAMPLES GAMMA SPECTROSCOPY RESULTS	258
TABLE B.34 – 7000 SUBSURFACE SOIL SAMPLES SUMMARY STATISTICS	281
TABLE B.35 – GEL RESULTS FOR OPEN LAND AREA SOIL SAMPLES (pCi/g)	282

List of Tables – Appendix C

TABLE C.1 – TURBINE BUILDING SCAN RESULTS	291
TABLE C.2 – TURBINE BUILDING STATIC MEASUREMENT RESULTS	295
TABLE C.3 – TURBINE BUILDING SURFACE MEASUREMENTS SUMMARY STATISTICS	299
TABLE C.4 – TURBINE BUILDING DRAIN SURVEY RESULTS	300
TABLE C.5 – BOP BUILDINGS INSIDE DA SCAN RESULTS	319
TABLE C.6 – BOP BUILDINGS INSIDE DA STATIC MEASUREMENT RESULTS	325
TABLE C.7 – BOP BUILDINGS INSIDE DA SURFACE MEASUREMENTS SUMMARY STATISTICS	331
TABLE C.8 – BOP BUILDINGS OUTSIDE DA SCAN RESULTS	342
TABLE C.9 – BOP BUILDINGS OUTSIDE DA STATIC RESULTS	348
TABLE C.10 – BOP BUILDINGS OUTSIDE DA SURFACE MEASUREMENTS SUMMARY STATISTICS	354

List of Figures

FIGURE 1 – FCS SITE LOCATION	12
FIGURE 2 – STRUCTURE SURVEY UNITS	16
FIGURE 3 – CLASS 1 OPEN LAND SURVEY UNITS	19
FIGURE 4 – WASTE HAUL PATH AND WASTE LOADOUT CONTAINMENT STRUCTURE OPEN LAND SURVEY UNITS	20
FIGURE 5 – CLASS 2 OPEN LAND SURVEY UNITS	22
FIGURE 6 – CLASS 3 OPEN LAND SURVEY UNITS	25

List of Figures – Appendix A

FIGURE A.1 – VOLUMETRIC CONCRETE SAMPLE LOCATIONS IN CONTAINMENT BUILDING 977 FOOT ELEVATION	59
FIGURE A.2 – VOLUMETRIC CONCRETE SAMPLE LOCATIONS IN CONTAINMENT BUILDING 994 FOOT ELEVATION	60
FIGURE A.3 – VOLUMETRIC CONCRETE SAMPLE LOCATIONS IN CONTAINMENT BUILDING 1013 FOOT ELEVATION	61
FIGURE A.4 – VOLUMETRIC CONCRETE SAMPLE LOCATIONS IN CONTAINMENT BUILDING 1045 FOOT ELEVATION	62
FIGURE A.5 – VOLUMETRIC CONCRETE SAMPLE LOCATIONS IN AUXILIARY BUILDING 971 FOOT ELEVATION	63
FIGURE A.6 – VOLUMETRIC CONCRETE SAMPLE LOCATIONS IN AUXILIARY BUILDING 989 FOOT ELEVATION	64
FIGURE A.7 – VOLUMETRIC CONCRETE SAMPLE LOCATIONS IN AUXILIARY BUILDING 1007 FOOT ELEVATION	65
FIGURE A.8 – VOLUMETRIC CONCRETE SAMPLE LOCATIONS IN AUXILIARY BUILDING 1025 FOOT ELEVATION	66
FIGURE A.9 – VOLUMETRIC CONCRETE SAMPLE LOCATIONS IN TURBINE BUILDING 990 FOOT ELEVATION	67

FCS Decommissioning Project Radiological Characterization Report

FIGURE A.10 – VOLUMETRIC CONCRETE SAMPLE LOCATION IN NEW WAREHOUSE	68
FIGURE A.11 – VOLUMETRIC CONCRETE SAMPLE LOCATION IN TECHNICAL SUPPORT CENTER	69
FIGURE A.12 – VOLUMETRIC CONCRETE SAMPLE LOCATION IN SERVICE BUILDING	70
FIGURE A.13 – VOLUMETRIC CONCRETE SAMPLE LOCATION IN SECURITY ACCESS FACILITY	71
FIGURE A.14 – VOLUMETRIC CONCRETE SAMPLE LOCATION IN SECURITY BUILDING	72
FIGURE A.15 – VOLUMETRIC CONCRETE SAMPLE LOCATION IN CHEMISTRY AND RADIATION PROTECTION BUILDING	73
FIGURE A.16 – VOLUMETRIC CONCRETE SAMPLE LOCATION IN RADWASTE BUILDING	74
FIGURE A.17 – VOLUMETRIC CONCRETE SAMPLE LOCATION IN MAINTENANCE SHOP	75
FIGURE A.18 – VOLUMETRIC CONCRETE SAMPLE LOCATION IN INTAKE BUILDING	76
FIGURE A.19 – VOLUMETRIC CONCRETE SAMPLE LOCATION IN INTAKE BUILDING BASEMENT	77

List of Figures – Appendix B

FIGURE B.1 – SURVEY UNIT 8100 RANDOM SAMPLE AND SCAN LOCATIONS	126
FIGURE B.2 – SURVEY UNIT 8100 JUDGMENTAL SAMPLE AND SCAN LOCATIONS.....	127
FIGURE B.3 – SURVEY UNIT 8200 RANDOM SAMPLE AND SCAN LOCATIONS	155
FIGURE B.4 – SURVEY UNIT 8200 JUDGMENTAL SAMPLE AND SCAN LOCATIONS.....	156
FIGURE B.5 – SURVEY UNIT 8300 RANDOM SAMPLE AND SCAN LOCATIONS	176
FIGURE B.6 – SURVEY UNIT 8300 JUDGMENTAL SAMPLE AND SCAN LOCATIONS.....	177
FIGURE B.7 – SURVEY UNIT 8400 RANDOM SAMPLE LOCATIONS	208
FIGURE B.8 – SURVEY UNIT 8400 JUDGMENTAL SAMPLE AND SCAN LOCATIONS.....	209
FIGURE B.9 – SURVEY UNIT 8700 RANDOM SAMPLE AND SCAN LOCATIONS	223
FIGURE B.10 – SURVEY UNIT 8700 JUDGMENTAL SAMPLE AND SCAN LOCATIONS.....	224
FIGURE B.11 – SURVEY UNIT 7000 JUDGMENTAL SAMPLE LOCATIONS.....	236
FIGURE B.12 – SURVEY UNIT 7000 SUBSURFACE SAMPLE LOCATIONS	257

List of Figures – Appendix C

FIGURE C.1 – TURBINE BUILDING 1036 FOOT ELEVATION SURFACE MEASUREMENT LOCATIONS	286
FIGURE C.2 – TURBINE BUILDING 1036 FOOT ELEVATION SURFACE MEASUREMENT LOCATIONS	287
FIGURE C.3 – TURBINE BUILDING 990 FOOT ELEVATION SURFACE MEASUREMENT LOCATIONS	288
FIGURE C.4 – TURBINE BUILDING ROOF SURFACE MEASUREMENT LOCATIONS	289
FIGURE C.5 – TURBINE BUILDING 990 FOOT ELEVATION FLOOR DRAIN MEASUREMENT LOCATIONS.....	290
FIGURE C.6 – INTAKE BUILDING 974’8” AND 985’ ELEVATIONS SURFACE MEASUREMENT LOCATIONS	301
FIGURE C.7 – INTAKE BUILDING 993’6” AND 1007’6” ELEVATIONS SURFACE MEASUREMENT LOCATIONS.....	302
FIGURE C.8 – INTAKE BUILDING ROOF SURFACE MEASUREMENT LOCATIONS	303
FIGURE C.9 – SECURITY BUILDING SURFACE MEASUREMENT LOCATIONS	304
FIGURE C.10 – SAF SURFACE MEASUREMENT LOCATIONS.....	305
FIGURE C.11 – SAF ROOF SURFACE MEASUREMENT LOCATIONS	306
FIGURE C.12 – SERVICE BUILDING FIRST FLOOR SURFACE MEASUREMENT LOCATIONS	307
FIGURE C.13 – SERVICE BUILDING THIRD FLOOR SURFACE MEASUREMENT LOCATIONS	308
FIGURE C.14 – SERVICE BUILDING MEZZANINE SURFACE MEASUREMENT LOCATIONS.....	309
FIGURE C.15 – SERVICE BUILDING ROOF SURFACE MEASUREMENT LOCATIONS.....	310
FIGURE C.16 – MAINTENANCE SHOP FIRST FLOOR SURFACE MEASUREMENT LOCATIONS.....	311
FIGURE C.17 – MAINTENANCE SHOP SECOND FLOOR SURFACE MEASUREMENT LOCATIONS.....	312
FIGURE C.18 – MAINTENANCE SHOP ROOF SURFACE MEASUREMENT LOCATIONS	313
FIGURE C.19 – TSC SURFACE MEASUREMENT LOCATIONS.....	314
FIGURE C.20 – CHEMISTRY AND RADIATION PROTECTION BUILDING SURFACE MEASUREMENT LOCATIONS	315
FIGURE C.21 – CHEMISTRY AND RADIATION PROTECTION BUILDING ROOF SURFACE MEASUREMENT LOCATIONS.....	316
FIGURE C.22 – NEW WAREHOUSE SURFACE MEASUREMENT LOCATIONS	317
FIGURE C.23 – NEW WAREHOUSE ROOF SURFACE MEASUREMENT LOCATIONS.....	318
FIGURE C.24 – ADMINISTRATIVE OFFICE BUILDING FIRST FLOOR SURFACE MEASUREMENT LOCATIONS.....	332
FIGURE C.25 – ADMINISTRATIVE OFFICE BUILDING SECOND FLOOR SURFACE MEASUREMENT LOCATIONS.....	333
FIGURE C.26 – ADMINISTRATIVE OFFICE BUILDING ROOF SURFACE MEASUREMENT LOCATIONS	334



FCS Decommissioning Project Radiological Characterization Report

FIGURE C.27 – TRAINING CENTER SURFACE MEASUREMENT LOCATIONS	335
FIGURE C.28 – TRAINING CENTER ROOF SURFACE MEASUREMENT LOCATIONS.....	336
FIGURE C.29 – FLEX BUILDING SURFACE MEASUREMENT LOCATIONS.....	337
FIGURE C.30 – NEW MAINTENANCE STORAGE SHED SURFACE MEASUREMENT LOCATIONS	338
FIGURE C.31 – CHEMICAL PUMP HOUSE SURFACE MEASUREMENT LOCATIONS.....	339
FIGURE C.32 – STORAGE SHED SURFACE MEASUREMENT LOCATIONS	340
FIGURE C.33 – SANITARY LIFT STATIONS SURFACE MEASUREMENT LOCATIONS	341

Acronyms and Initialisms

AB	Auxiliary Building
ALARA	As Low as Reasonably Achievable
BOP	Balance of Plant
CB	Containment Building
CE	Combustion Engineering
CoC	Chain-of-Custody
DA	Deconstruction Area
DQO	Data Quality Objectives
FCS	Fort Calhoun Station
FSS	Final Status Survey
GPS	Global Positioning System
HSA	Historical Site Assessment
HTD	Hard-to-Detect
LT	License Termination
LTP	License Termination Plan
MARLAP	Multi-Agency Radiological Laboratory Analytical Protocol Manual
MARSSIM	Multi-Agency Radiation Survey and Site Investigation Manual
MDC	Minimum Detectable Concentration
MDCR	Minimum Detectable Count Rate
NMNT	New Millennium Nuclear Technologies
NIST	National Institute of Standards and Technology
NRC	United States Nuclear Regulatory Commission
OPPD	Omaha Public Power District
QA	Quality Assurance
QAPP	Quality Assurance Project Plan
QC	Quality Control
RA	Radiological Assessment
ROC	Radionuclides of Concern
SAF	Security Access Facility
SOF	Sum of Fractions



TB Turbine Building

TSC Technical Support Center

1 Issue Statement

This Radiological Characterization Report presents a description of the radiological characterization of impacted structures and open land areas at the Fort Calhoun Station (FCS) Decommissioning Project. The characterization survey data was collected and evaluated in accordance with site procedures that dictate the site characterization program implemented by EnergySolutions. The scope and objectives of the characterization program and the staff organization that manages the program are described in FCSD-RA-LT-200, "Characterization Survey Plan" (Ref. 1).

2 Background

The purpose of site characterization is to ensure that the Final Status Survey (FSS) will be conducted in all areas where contamination existed, remains, or has the potential to exist or remain. Characterization incorporates the results of investigations and surveys conducted to quantify the extent and nature of contamination at the FCS site. The characterization focused on areas that will remain at the time of license termination to enable better planning for FSS and to verify initial survey unit classifications. The characterization survey also focused on structures, or portions of structures, that will be removed as part of the decommissioning process in order to better plan for the remediation or removal methodologies, evaluate disposal options, and to estimate costs.

During the site characterization, the surveys of many inaccessible or not readily accessible subsurface soils and structural surfaces have been deferred and will be surveyed at a later date as part of "continuing characterization." Examples of these areas include underlying concrete of the Containment, Spent Fuel Pool, Transfer Canal, and portions of the Auxiliary Building; areas restricted by high dose rates or safety considerations; and interiors of embedded and buried pipe that may remain at the time of license termination. As access is gained to these areas, additional characterization data will be collected, evaluated, and presented in a revision to this report.

The characterization surveys were designed and executed using the guidance provided in NUREG-1575, "Multi-Agency Radiation Survey and Site Investigation Manual" (MARSSIM) (Ref. 2) and NUREG-1757, Volume 2, Revision 1, "Consolidated Decommissioning Guidance, Characterization, Survey and Determination of Radiological Criteria" (Ref. 3). In addition, surveys were designed and executed in accordance with FCSD-RA-LT-200, "Characterization Survey Plan" and FCSD-RA-LT-100, "Quality Assurance Project Plan for the License Termination Plan Development, Site Characterization and Final Status Survey Projects at Fort Calhoun Station" (QAPP) (Ref. 4), which describes policy, organization, functional activities, the Data Quality Objective (DQO) process, and measures necessary to achieve quality data.

2.1 Site Description

The FCS site is located on the west bank of the Missouri River at river mile 646.0 on 660.46 acres, approximately 19.4 miles north of Omaha, Nebraska. Omaha Public Power District (OPPD) has a perpetual easement on 582.18 acres of land primarily on the east bank of the river directly opposite the plant buildings, approximately 475 acres of which is located in Iowa. About 85% of the site is on relatively level ground located in the alluvial plain of the river. On the western part of the site the ground rises sharply about 60 feet to a higher, level area which is bounded on the west by

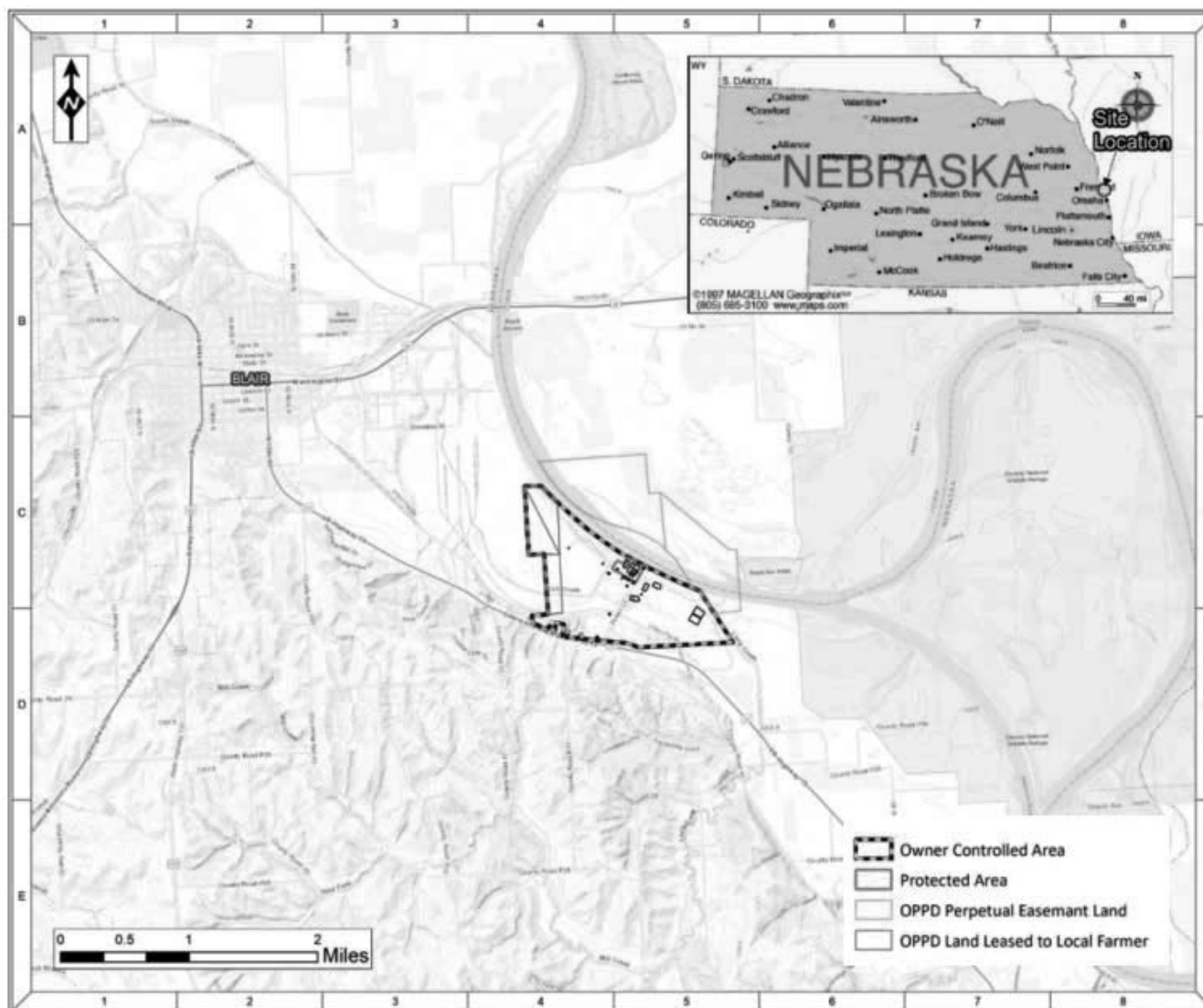


United States (US) Highway 75, formerly US Highway 73. In July of 2018, OPPD requested approval from the US Nuclear Regulatory Commission (NRC) to remove approximately 120 acres of land on the northwest portion of the owner-controlled area (identified as OPPD Land Leased to Local Farmers on Figure 1) from the Part 50 License. This partial site release was approved in September 2018. In November of 2018, OPPD submitted a request for partial site release of the 475-acre property in Iowa that was subject to a perpetual easement (see Figure 1), and the NRC approved the release in January of 2019.

FCS Unit 1 was a Combustion Engineering (CE) 2-loop pressurized water reactor rated at 479 megawatts electrical. The station is comprised of the CE pressurized water reactor with supporting facilities. The primary coolant system consisted of two heat transfer loops. Each loop contained one steam generator and two reactor coolant pumps with associated piping and valves. In addition, the primary coolant system included a pressurizer, pressurizer relief tank, interconnecting piping, and the instrumentation necessary for operational control. All major components of the primary coolant system are located within the Containment Building.

Plant construction began in 1966. The first fuel assembly was loaded into the reactor between May and June, 1973. The NRC issued an operating license on August 9, 1973 (NRC License No. DPR-40, Docket No. 50285). The plant officially went online on September 1, 1973, with commercial operation starting 25 days later. On June 24, 2016, and updated on August 25, 2016, FCS submitted the Certifications of Permanent Cessation of Power Operations in accordance with 10 CFR Part 50.82(a)(i). The plant went offline on October 24, 2016.

Figure 1 – FCS Site Location



2.2 Initial Survey Units and Classification

2.2.1 Survey Units

The entire 566 acre FCS site was divided into preliminary survey units and assigned initial classifications based on operational history and the incidents and processes documented for a specific survey unit. The survey units established by FCSD-RA-LT-200, “Characterization Survey Plan” were used as initial survey units for characterization. A survey unit is a structure, portion of a structure, open land area, or system that is surveyed and evaluated as a single entity. Survey units were delineated to physical areas with similar operational history or similar potential for residual radioactivity. To the extent practical, survey units were established with relatively compact shapes, and highly irregular shapes were avoided unless the unusual shape was appropriate for the site operational history or the site topography. Additionally, survey unit sizes were established to adhere to the suggested sizes provided in MARSSIM. A summary of the initial survey unit classifications is presented in the following sections.

2.2.1.1 Class 1 Structures

Table 1 below presents the Class 1 structures: the Containment Building, the Auxiliary Building, and the Radwaste Processing Building. The structures contain the nuclear reactor, primary reactor systems, reactor support systems, radioactive waste systems, and nuclear fuel handling and storage systems. During operations, radioactive material was routinely handled, transferred, and stored within these buildings.

Table 1 – Class 1 Structure Survey Units

Survey Unit ID No.	Survey Unit Description	Classification
1000	Unit 1 Containment Building (CB)	
1100	CB 977’ Elevation – Under Vessel Area	1
1200	CB 995’/996’ Elevation G/A	1
1201	CB 995’ Elevation – ‘A’ S/G Enclosure	1
1202	CB 995’ Elevation – ‘B’ S/G Enclosure	1
1203	CB 996’ Elevation – Reactor Cavity	1
1204	CB 996’ Elevation – Fuel Transfer Canal	1
1300	CB 1013’ Elevation G/A	1
1400	CB 1045’ Elevation G/A	1
1500	CB 1060’ Elevation G/A	1
1600	CB Exterior Surfaces	-
1601	CB Roof	2
1602	CB Exterior Walls	3
2000	Auxiliary Building (AB)	

Survey Unit ID No.	Survey Unit Description	Classification
2100	AB 971' Elevation G/A	1
2200	AB 989' Elevation G/A	1
2201	AB 994' Elevation – Spent Fuel Pool	1
2300	AB 1007' Elevation G/A	1
2400	AB 1011' Elevation G/A	1
2500	AB 1013' Elevation G/A	1
2600	AB 1025' Elevation G/A	1
2700	AB 1036' Elevation G/A	1
2800	AB 1039' Elevation G/A	1
2900	AB Exterior Surfaces	-
2901	AB Roof	2
2902	AB Exterior Walls	3
4100	Radwaste Processing Building	1

Throughout facility operations, these structures were subjected to spills of radioactive liquids, the spread of loose surface contamination, and airborne radioactive material. The decommissioning approach for these structures involves the complete segmentation, removal, and disposal of all systems and structural surfaces, with the exception of the below-grade concrete and embedded systems, as waste. The floor, walls, and embedded systems that reside greater than three feet below grade in these structures will remain at site closure and be subjected to FSS.

2.2.1.2 Class 2 and 3 Structures

The primary functions of the Class 2 and 3 structures are to house the secondary side steam systems or electrical generating systems, or to act as office, warehouse, or security space. Table 2 below presents a list of the Class 2 and 3 structures with relation to the FCS Deconstruction Area (DA), formerly the Protected Area.


Table 2 – Class 2 and 3 Structure Survey Units

Survey Unit ID No.	Survey Unit Description	Classification
3000	Turbine Building (TB)	
3100	TB 990' Elevation G/A	3
3200	TB 1000' Elevation G/A	3
3300	TB 1011' Elevation G/A	3
3400	TB 1036' Elevation G/A	3
4000	Balance of Plant Buildings Inside DA	
4200	Intake Building	3

Survey Unit ID No.	Survey Unit Description	Classification
4300	Security Building	3
4400	Security Access Facility (SAF)	3
4500	Service Building	3
4600	Maintenance Shop	3
4700	Technical Support Center (TSC)	3
4800	Chemistry and Radiation Protection Facility	3
4900	New Warehouse	3
5000	Balance of Plant Buildings Outside DA	
5100	Administrative Office Building	3
5200	Training Center	3
5300	Mausoleum	2
5400	FLEX Building	3
5500	New Maintenance Storage Shed	3
5600	Chemical Pump House	3
5700	Storage Shed	3
5800	Sanitary Lift Stations	3

These structures did not routinely house radioactive systems or materials during operations. However, it was possible, due to their physical proximity to effluent release pathways, radioactive contamination of secondary side systems, temporary storage and transport of radioactive materials in and through these buildings, and past incidents involving the loss of control of radioactive material that residual radioactive material could be found in, on, or around these structures. Consequently, the initial Class 2 or 3 designations are justified. As with the Class 1 structures, the decommissioning approach calls for the complete segmentation, removal, and disposal of all Class 2 or 3 systems and structural surfaces as waste or salvage, with the exception of the Intake Building, FLEX Building, and Training Center. With the exception of structural floors, walls, and embedded systems that reside three feet below grade and greater in the Intake Building, and the above-grade FLEX and Training Buildings, no portion of these structures will remain at site closure to be subjected to FSS. All of the structure survey units are depicted below in Figure 2.

Figure 2 – Structure Survey Units



2.2.1.3 Class 1 Open Land Areas

Table 3 presents the open land areas that have been initially classified as impacted Class 1. The bases for the initial classification are the open land proximity to Class 1 structures within the DA, an overflow event in 1983, which was documented in the “Historical Site Assessment for Fort Calhoun Station” (HSA) (Ref. 5) and resulted in localized soil contamination outside the Auxiliary Building, and the location of the waste haul path and waste loadout structure.

Table 3 – Class 1 Open Land Survey Units

Survey Unit ID No.	Survey Unit Description	Classification
7000	Land Areas Inside DA	
7100	Northwest Land Areas I/S DA Fence	-
7101		1
7102		1
7103		1
7104		1
7105		1
7200	Southwest Land Area I/S DA Fence	-
7201		1
7202		1
7203		1
7204		1
7205		1
7300	Southeast Land Area I/S DA Fence	-
7301		1
7302		1
7303		1
7304		1
7400	Northeast Land Area I/S DA Fence	-
7401		1
7402		1
7403		1
7404		1
7405		1
7406		1
7500	Primary Plant Land Area	-

Survey Unit ID No.	Survey Unit Description	Classification
7501		1
7502		1
7503		1
7504		1
7505		1
7506		1
7507		1
8500	Waste Loadout Containment Structure	-
8501		1 ^a
8502		1 ^a
8503		1 ^a
8504		1 ^a
8505		1 ^a
8506		1 ^a
8507		1 ^a
8508		1 ^a
8600	Waste Haul Path	-
8601		1 ^a
8602		1 ^a
8603		1 ^a
8604		1 ^a
8605		1 ^a
8606		1 ^a
8607		1 ^a

(a) The survey unit classifications listed for survey units 8500 and 8600 are intended as future classifications for FSS. Surveys conducted before the waste haul path and waste loadout structure are constructed may treat these survey units as Class 3.

Based on an assessment of historical incidents and events, it was anticipated that soils in these areas could possibly contain residual radioactive material in excess of the unrestricted release criteria. The Class 1 open land survey units are illustrated in Figures 3 and 4 below.

Figure 3 – Class 1 Open Land Survey Units

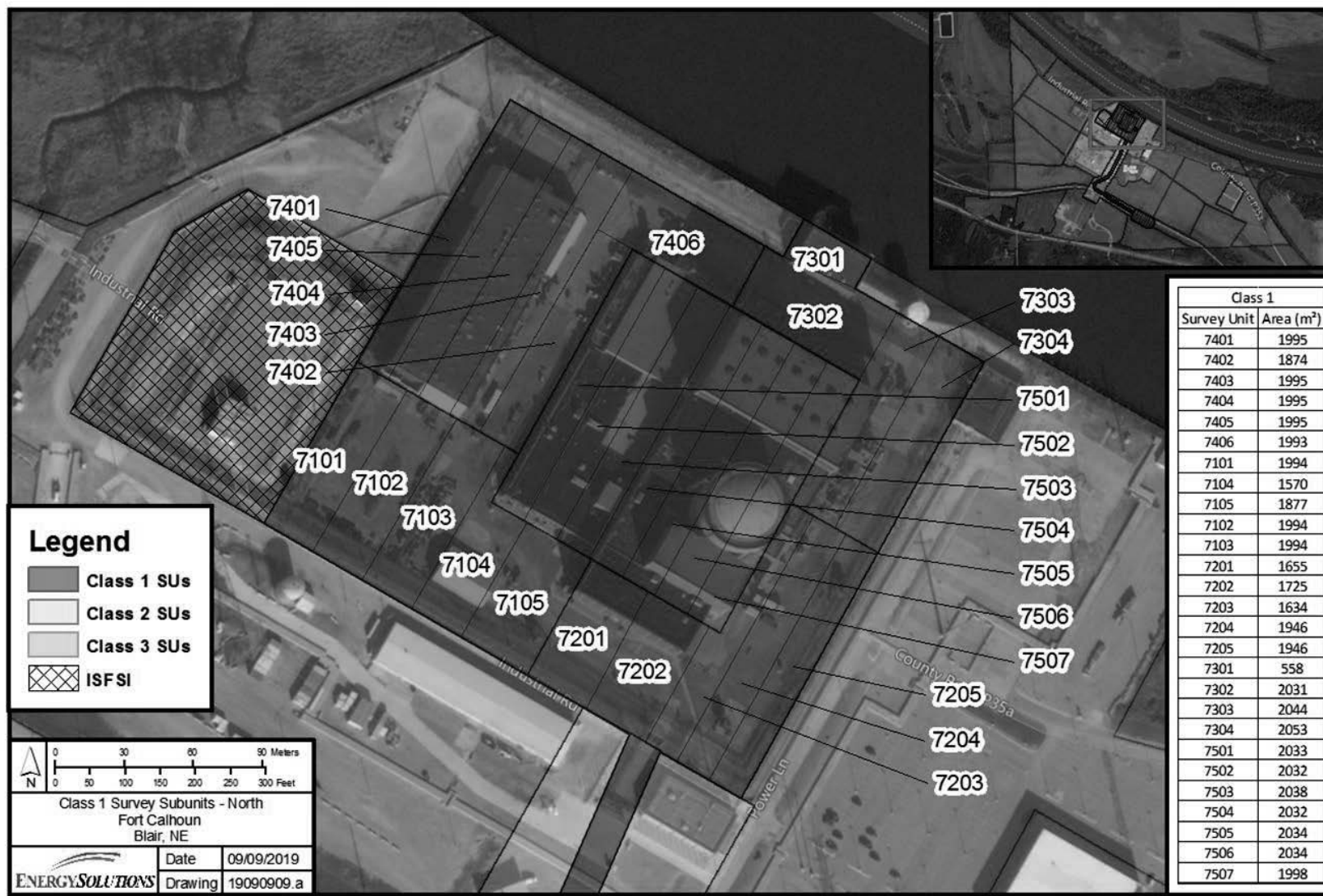


Figure 4 – Waste Haul Path and Waste Loadout Containment Structure Open Land Survey Units



2.2.1.4 Class 2 Open Land Areas

Table 4 presents the open land areas that have been initially classified as impacted Class 2. Based upon a review of the historical information contained in the HSA, there was a potential for residual radioactive contamination to exceed the unrestricted release criteria.

Table 4 – Class 2 Open Land Survey Units

Survey Unit ID No.	Survey Unit Description	Classification
8000	Onwer Controlled Area Outside the DA	
8400	Waste Haul Path Buffer Zone	-
8401		2 ^a
8402		2 ^a
8403		2 ^a
8404		2 ^a
8405		2 ^a
8406		2 ^a
8700	Sewage Lagoon	-
8701		2
8702		2
8703		2

(a) The survey unit classification listed for survey unit 8400 is intended as a future classification for FSS. Surveys conducted before the waste haul path and waste loadout structure are constructed may treat this survey unit as Class 3.

The Class 2 open land survey units are illustrated in Figure 5 below.

Figure 5 – Class 2 Open Land Survey Units



2.2.1.5 Class 3 Open Land Areas

Table 5 presents the open land areas have been initially classified as impacted Class 3. Historical information contained in the HSA indicated that the presence of residual radioactivity in concentrations in excess of the unrestricted release criteria was not expected.


Table 5 – Class 3 Open Land Survey Units

Survey Unit ID No.	Survey Unit Description	Classification
8000	Onwer Controlled Area Outside the DA	
8100	North Owner Controlled Areas	-
8101		3
8102		3
8103		3
8104		3
8105		3
8106		3
8107		3
8108		3
8109		3
8110		3
8200	West Owner Controlled Area	-
8201		3
8202		3
8203		3
8204		3
8205		3
8206		3
8207		3
8300	South Owner Controlled Area	-
8301		3
8302		3
8303		3
8304		3
8305		3
8306		3

Survey Unit ID No.	Survey Unit Description	Classification
8307		3
8308		3
8309		3
8310		3

The Class 3 open land survey units are illustrated in Figure 6 below.

Figure 6 – Class 3 Open Land Survey Units



3 Methodology

3.1 Organization, Training, and Procedures

EnergySolutions has provided, and will provide for future decommissioning activities, the necessary personnel, materials, and subcontractors to perform all contracted phases of the decommissioning of FCS, including performance of site characterization. Trained and experienced EnergySolutions and contractor personnel performed the characterization surveys in accordance with the protocols and process presented in FCSD-RA-LT-200, “Characterization Survey Plan,” using sample plan instructions and approved procedures.

3.1.1 Management

EnergySolutions established the License Termination/Final Status Survey (LT/FSS) Group with sufficient management and technical resources to fulfill project objectives and goals. The LT/FSS Group is responsible for:

- site radiological characterization,
- License Termination Plan (LTP) development and implementation, and
- the performance of FSS.

Characterization and FSS encompasses all survey and sampling activities related to the LTP. This includes site characterization surveys, Unconditional Release Surveys (URS), Radiological Assessments (RA), Remedial Action Support Surveys (RASS), and FSS. The duties and responsibilities of key EnergySolutions managers as well as various key positions within the LT/FSS Group are provided in Section 3.3 of the QAPP.

3.1.2 Training

Specific training for the implementation of characterization surveys was provided to personnel assigned to take measurements and collect samples for characterization. The training ensured that the personnel that acquired characterization survey data had sufficient knowledge to perform work activities in accordance with the requirements of FCSD-RA-LT-200, “Characterization Survey Plan” and survey instructions.

3.1.3 Procedures

Characterization survey activities were conducted in accordance with approved procedures to ensure quality. These procedures are controlled and implemented in accordance with site programs. Procedures used to perform site characterization include the following:

- FCSD-RA-LT-201, “Characterization Sample Plan Development” (Ref. 6)
- FCSD-RA-LT-202, “Characterization Survey Data Assessment” (Ref. 7)
- FCSD-RA-LT-203, “Sample Media Collection for Site Characterization and Final Status Survey” (Ref. 8)

- FCSD-RA-LT-204, “Sample Media Preparation for Site Characterization and Final Status Survey” (Ref. 9)
- FCSD-RA-LT-205, “Chain-of-Custody Protocol for Site Characterization and Final Status Survey” (Ref. 10)
- FCSD-RA-LT-206, “Ludlum Model 2350-1 Download Operation” (Ref. 11)
- FCSD-RA-LT-207, “Operation of the Ludlum Model 2350-1 Data Logger and Associated Detectors” (Ref. 12)
- FCSD-RA-LT-208, “Calibration and Initial Set-Up of the Model 2350-1” (Ref. 13)
- FCSD-RA-LT-211, “Operation of the Ludlum Model 2221 Portable Scalar Ratemeter and Associated Detectors” (Ref. 14)
- FCSD-RA-LT-212, “Calibration and Initial Set-Up of the Model 2221” (Ref. 15)
- FCSD-RA-LT-213, “Operation of the Ludlum Model 3001 and Associated Detectors” (Ref. 16)
- FCSD-RA-LT-214, “Calibration and Initial Set-Up of the Model 3001 and Associated Detectors” (Ref. 17)
- FCSD-RA-LT-306, “Radiological Assessments and Remedial Action Support Surveys” (Ref. 18)

3.2 Characterization Sample Plans

A characterization sample plan was prepared for each survey unit, or group of survey units with similar physical features and potential for contamination. The characterization sample plan is controlled in accordance with the record quality requirements of the QAPP. Sample plans and their survey instructions were developed according to the guidance regarding field sampling plans for radiological surveys provided in MARSSIM. Sample plans contain survey instructions that describe the number, type, and location of measurements and material samples with the type of analyses to be performed. Direction is also provided for the selection of instruments, count times, instrument modes, survey methods, required documentation, action levels, investigation levels, background determination requirements, and other appropriate instructions. In conjunction with the survey instructions, survey data forms, indicating desired measurements, were prepared to assist in survey documentation.

Characterization sample plans were developed in accordance with FCSD-RA-LT-201, “Characterization Sample Plan Development.” During the performance of the survey, the sample plans were updated with the results of direct measurements as well as the results of any special surveys or sample analyses performed. A characterization sample plan typically contains the items listed below:

- detailed description of the survey unit
- photographs, maps, or drawings of the survey unit
- a summary of the operational history from the HSA pertinent to the survey unit

- summary data from any previous radiological surveys
- the specific DQOs for the survey unit
- types and number of survey measurements or samples prescribed for the survey
- specific survey instructions
- sample designation codes and locations
- quality assurance measures in accordance with the QAPP
- any additional pertinent information such as support from other groups, health and safety information, necessary work orders (e.g., for coring, drilling, excavation activities), and permits (e.g., excavation permit, radiation work permit)

3.3 Survey Measurement and Sample Identification Designations

To facilitate data queries and reporting, each characterization survey measurement and sample collected was assigned a unique identification designation. The identification designation also provided for measurement traceability back to a specific location on a survey unit drawing and in the field. Table 6 below presents the sample and measurement unique identification designation system.

Table 6 – Sample and Measurement Unique Identification Designation

1	2	3	4	5	6	7	8	9	10	11	12	13	14	15

1-4 Survey Unit Number

0000 through 9999

5 Survey Unit Division

A through T – allows for the survey unit to be divided into smaller survey units

Note: X denotes no division

6 Classification

1 = Class 1
2 = Class 2
3 = Class 3

7 Survey Type

B = Background
S = Scoping
C = Characterization
A = RA
R = RASS
F = FSS
U = URS
I = Investigation
V = Verification
Q = QC

8 Sample or Measurement Type

B = Background
R = Random
S = Systematic
J = Judgmental
I = Investigation
V = Verification
Q = QC

9 Surface Type

F = Floor
W = Wall
C = Ceiling
R = Roof
S = System
G = Ground
L = Water
P = Paved Road

10-11 Media/Measurement

SS = Surface Soil
SB = Subsurface Soil
SM = Sediment
WT = Water
LQ = Other Liquid
OL = Oil
CV = Volumetric Concrete
AV = Volumetric Asphalt
OV = Other Volumetric Solid
MT = Metal
PT = Paint
SW = Smear Sample
BD = Beta Direct
AD = Alpha Direct
GD = Gamma Static
BS = Beta Scan
GS = Gamma Scan

12 Split Sample/Increment

Designation

A or B, or 1 through 9

Note: X denotes no split or increment

13-15 Sample or Measurement Number

001 through 999

3.4 Characterization Approach

Site characterization of the FCS was performed in accordance with the FCSD-RA-LT-200, “Characterization Survey Plan,” which was developed to provide guidance and direction to the personnel responsible for designing and implementing characterization survey activities. FCSD-RA-LT-200, “Characterization Survey Plan” works in conjunction with implementing procedures and survey unit specific survey instructions (sample plans) that were developed to safely and effectively acquire the requisite characterization data.

Characterization data acquired through the execution of the sample plan was used to meet three primary objectives:

- Provide radiological inputs necessary for the design of FSS.
- Develop the required inputs for the LTP and dose assessments.
- Support the evaluation of remediation alternatives and technologies.

A significant study question that must be answered by the characterization is whether or not a survey unit is classified correctly. The appropriate classification of a survey unit is critical to the survey design for FSS. A classification which underestimates the potential for contamination could result in a survey design that does not obtain adequate information to demonstrate that the survey unit meets the release criteria. In some cases, this can increase the potential for making decision errors.

As site-specific DCGLs were not yet established for the FCS decommissioning at the time the characterization surveys were performed, alternate action levels were selected. The screening values presented in Tables H.1 and H.2 of NUREG-1757, Volume 2, Revision 1, “Consolidated Decommissioning Guidance, Characterization, Survey and Determination of Radiological Criteria” were selected as the alternate action levels.

As stated in the guidance, the models, scenarios, and parameters used to develop the screening values were intended to be conservative. The lack of information about a site warrants the use of conservative models and default conditions to ensure that the derived dose is not underestimated. Subsequently, use of screening values as action levels during characterization provided reasonable assurance that a survey unit was conservatively classified. The screening values used for soil characterization at FCS are reproduced below in Table 7.

Table 7 – Soil Screening Values for Characterization

Radionuclide	Screening Value (pCi/g)	Radionuclide	Screening Value (pCi/g)
H-3	1.10E+02	Cs-137	1.10E+01
Fe-55	1.00E+04	Pu-238	2.50E+00
Co-60	3.80E+00	Pu-239/240	2.30E+00
Ni-63	2.10E+03	Pu-241	7.20E+01
Sr-90	1.70E+00	Am-241	2.10E+00
Cs-134	5.70E+00	Cm-243/244	3.20E+00

For structures, the gross screening level that was used during characterization as an action level to evaluate the classification of survey units was the nuclide-specific screening value of 7,100 dpm/100cm² total gross beta-gamma surface activity, based on Co-60 from NUREG-1757, Volume 2, Revision 1, “Consolidated Decommissioning Guidance, Characterization, Survey and Determination of Radiological Criteria.” The use of the Co-60 screening value was conservative, as it was anticipated that the radionuclide distribution for surface contamination would be principally Co-60 and Cs-137.

3.4.1 Potential Radionuclides of Concern

FC-18-002, “Potential Radionuclides of Concern During the Decommissioning of Fort Calhoun Station” (Ref. 19) establishes the basis for an initial suite of potential Radionuclides of Concern (ROC) for decommissioning. Industry guidance was reviewed as well as the analytical results from the sampling of various media from past plant operations. Based on the elimination of some of the theoretical neutron activation products, noble gases, and radionuclides with a half-life less than two years, an initial suite of potential ROC for the decommissioning of the FCS was prepared. The list of potential radionuclides is listed below in Table 8.

Table 8 – Initial Suite of Radionuclides for the Decommissioning of Fort Calhoun Station

Radionuclide	Half-Life (years)	Radionuclide	Half-Life (years)
H-3	12.3	Cs-137	30.04
Fe-55	2.73	Pu-238	87.7
Co-60	5.27	Pu-239/240	24,110
Ni-63	100.1	Pu-241	14.4
Sr-90	28.74	Am-241	432.2
Cs-134	2.07	Cm-243/244	29.1

3.4.2 Data Quality Objectives

DQOs were implemented for characterization surveys in a similar manner as anticipated for FSS. However, the goal of characterization is contamination quantification and delineation of the nuclide suite, whereas the FSS goal is comparison of data against the null hypothesis of the Sign test as defined by MARSSIM. Characterization inspections and surveys of sufficient quality and quantity were performed to determine the nature, extent, and range of radioactive contamination in each applicable survey unit, including applicable structures, residues, soils, and surface water.

The seven steps in the DQO development process are as follows:

- 1) state the problem
- 2) identify the decision
- 3) identify inputs to the decision
- 4) define the study boundaries

- 5) develop a decision rule
- 6) specify limits on decision errors
- 7) optimize the design for obtaining data

The DQOs for site characterization included identifying the types and quantities of media to collect. Soils and structural concrete were sampled volumetrically. Sufficient measurements were obtained to achieve statistically significant results so that the mean and maximum activity, as well as the sample standard deviation, could be determined. Direct measurements and scans of structural surfaces and surface soils were also made using the same instruments and Minimal Detectable Concentrations (MDCs) as will be employed for FSS. Volumetric samples that exhibited the highest activity were sent to an off-site laboratory for analysis of (Hard-to-Detect) HTD radionuclides.

3.4.3 Survey Design

Characterization surveys were designed and performed in accordance with all applicable, approved procedures and FCSD-RA-LT-200, "Characterization Survey Plan." Survey design incorporated a graded approach based upon the DQOs for each survey unit.

There are three approaches used for survey design: judgmental (biased), systematic, or random. Judgmental survey designs use known information or process knowledge to select locations for static measurements or samples. Systematic survey design, usually only utilized for FSS, selects static measurement or sample locations by using a systematic sampling design (typically a square or triangular grid) with a random start. Random survey design selects static measurements or sample locations randomly. The decision of whether to perform survey design using a judgmental, systematic, or random approach was addressed by the DQO process. A judgmental approach was warranted when the characterization effort was designed to delineate the extent of an area that requires remediation. Alternatively, a systematic or random approach was warranted if the characterization effort was designed to verify the basis for classification. Most characterization surveys utilize a combination of random and judgmental approaches to survey design.

3.4.3.1 Number of Static Measurements or Samples

The number of measurements or samples that were taken in each survey unit was determined by assessing the population size necessary to satisfy the DQOs.

For the characterization of Class 1 survey units, the number of static measurements or samples were of sufficient quantity to satisfy the DQO decision in the professional judgment of the responsible LT/FSS Specialist.

For the characterization of Class 2 survey units, the minimum number of systematic or random static measurements or samples taken in the survey unit were commensurate with the probability of the presence of residual radioactive contamination in the survey unit. The sample size selected was sufficiently robust to provide a statistically defensible mean and assessment of variability.

For Class 3 survey units, the primary characterization DQO is to establish the basis for the Class 3 or non-impacted classification. Consequently, the population of random measurements or samples was sufficiently robust so that the basis for the classification presented a high degree of confidence

that no licensee-generated radioactive material resides in these areas. Since the recommended survey unit size for a Class 3 is unlimited, additional measurements or samples above the minimum population calculated may have been necessary to address this DQO.

Table 9 provides the recommended judgmental and random measurement or sample population sizes. These are recommended sample population sizes; the actual number of judgmental and random measurements or samples collected in a survey unit was at the discretion of the responsible LT/FSS Specialist.

Table 9 – Recommended Sample Population Size

Classification	Population Type	Recommended Population Size
Class 1	Judgmental	8
	Random	Not required
Class 2	Judgmental	30
	Random	15
Class 3	Judgmental	13
	Random	14

3.4.3.2 Determination of Survey Locations

For impacted survey units, the location of measurements or samples to be taken in each survey unit (or group of survey units with similar geography and classification) was determined by the responsible LT/FSS Specialist. For judgmental measurement or sample locations, consideration was given to locations that exhibited measurable radioactivity (identified during the scan survey), depressions, discolored areas, cracks, low point gravity drain points, actual and potential spill locations, or areas where the ground had been disturbed. Historical information found in the HSA aided in judgmental location selection.

For Class 1 survey units, the location of measurements or samples was biased to suspect areas. For Class 2 and 3 survey units, the location of measurements or samples was chosen at random and augmented with biased measurements or samples, as necessary. Sample locations were determined by generating random pairs of coordinates that correspond to specific locations within a survey unit. This was accomplished through the use of a random number generator or through the use of the computer software Visual Sample Plan.

3.4.3.3 Scan Coverage

Survey units were scanned in accordance with their classification. The area scanned in each survey unit was determined by the professional judgment of the responsible LT/FSS Specialist during the survey design process. Table 10 is a list of recommended scan coverage guidelines that were used.

Table 10 – Recommended Scan Coverage

Classification	Recommended Characterization Scan Coverage
Class 1	No scanning required unless compelled by a specific survey objective
Class 2	50% to 100%, concentrating on areas with an increased probability of exhibiting elevated activity (such as Class 1 boundaries, vehicle transit routes, etc.)
Class 3	5% to 50%, with emphasis on areas that were used for plant activities during operation and areas downwind or downstream of known effluent release points

3.4.4 Types of Measurements or Samples

The characterization survey of building or piping surfaces consisted of surface scans (beta and gamma), static beta measurements, material samples, and smears. The characterization survey of any concrete or asphalt-paved open land area consisted of surface scans (beta and gamma), static beta measurements, and volumetric samples. The characterization survey of the open land areas consisted of gamma scans and the sampling of surface and subsurface soil, sediment, and surface water for isotopic analysis. The following is a description of the different types of measurements and samples that were utilized.

3.4.4.1 Static Measurements

Static measurements were performed to detect direct levels of total surface contamination on structural surfaces of the buildings or on concrete or asphalt paved areas. These measurements were performed using a 126 cm² scintillation detector, the Ludlum Model 44-116.

Static measurements were conducted by placing the detector on or very near the surface to be counted and acquiring data over a pre-determined count time. A count time of one minute was typically used for surface measurements and generally provides detection levels well below the action level. Instrument count times could be adjusted, as appropriate, to achieve an acceptable MDC for static measurements.

3.4.4.2 Beta Surface Scans

Scanning was performed in order to locate areas of residual activity above the investigation level. Beta scans were performed over accessible structural surfaces including, but not limited to, floors, walls, ceilings, roofs, asphalt, and concrete paved areas. Hand-held beta scintillation detectors (i.e., Ludlum Model 44-116) were used for beta surface scans.

Beta scanning was performed with the detector position maintained within 1.27 cm (0.5 inch) of the surface and with a scanning speed of one detector active window per second. If surface conditions prevented scanning at the specified distance, the detection sensitivity for an alternate distance was determined, and the scanning technique adjusted accordingly. Scanning speed is calculated *a priori* to ensure the MDC for scanning was appropriate for the stated objective of the survey. Adjustments to scan speed and distance could be made when necessary.

Technicians monitored the audible response of the survey instrument to identify locations of elevated activity that required further evaluation. All areas of elevated contamination located during scan surveys were identified for further investigation.

3.4.4.3 Gamma Surface Scans

Gamma scans were performed over open land surfaces to identify locations of residual surface activity. Sodium iodide (NaI) gamma scintillation detectors (i.e., Ludlum Model 44-10) were used for these scans. FC-19-006, “Ludlum Model 44-10 Detector Sensitivity” (Ref. 20) examines the response and scan MDC of the Ludlum Model 44-10 NaI detectors to Co-60 and Cs-137 radionuclides when used for scanning surface soils.

Scanning was performed by moving the detector in a serpentine pattern, while advancing at a rate not to exceed 0.5 m (20 in) per second. The distance between the detector and the surface was maintained within 7.5 cm (3 in) of the surface. Audible signals were monitored, and locations of elevated direct levels were flagged for further investigation.

3.4.4.4 Removable Surface Contamination

If applicable, removable beta contamination or smear surveys were performed to verify that loose surface contamination was less than the action level. A 100 cm² surface area was wiped with a circular cloth or paper filter, using moderate pressure. Smears were then analyzed for the presence of gross beta and gross alpha activity. Counting was performed using a proportional counting system or equivalent.

3.4.4.5 Concrete Sampling

Volumetric sampling of concrete, as opposed to static measurements, was necessary when gross static measurements were not sufficient to address the survey unit specific DQOs. As an alternative to core boring, a patented procedure that uses a hollow drill bit was used to obtain exact volumes of concrete material at certain depths while utilizing a vacuum collection system. Material from each of the incremental depths at a location were captured in a separate container for each depth increment via use of the vacuum system.

3.4.4.6 Material Sampling

Samples of soil and sediment were obtained from designed judgmental, randomly selected, or systematic sample locations, as well as other biased locations in areas exhibiting elevated activity that were identified by scanning. Surface soil is usually defined as the top 15 cm (6 in) layer of soil, while subsurface soil is usually defined as soil below the top 15 cm layer in 1 m increments. Surface soil was collected using a split spoon sampling system or by using hand trowels, bucket augers, or other suitable sampling tools.

Subsurface soil was sampled by direct push sampling systems (i.e., Geoprobe) or by the use of hand augers. Subsurface soil sampling was performed, as necessary, to address the DQOs for the survey unit.

An adequate amount of material (may range from 0.5 liters up to two liters) was collected at each location. Sample preparation included the removal of extraneous material and the homogenization

and drying of the soil for analysis. Separate containers were used for each sample, and accountability for each container was present throughout the analysis process as specified in the QAPP. Samples were split as specified in the QAPP when required.

3.4.5 Instrument Selection, Use, and Minimum Detectable Concentrations

The radiation detection and measurement instrumentation for characterization was selected to provide both reliable operation and adequate sensitivity to detect the ROC identified for the decommissioning of the FCS at levels sufficiently below the established action levels. Detector selection was based on detection sensitivity, operating characteristics, and expected performance in the field. In all cases, the instruments and detectors selected for static measurements and analysis were capable of detecting the anticipated ROC at an MDC of 50% of the applicable action level.

Commercially available portable and laboratory instruments and detectors were used to perform the three basic survey measurements: (1) surface scanning, (2) static measurements, and (3) analysis of material samples.

Instrumentation and nominal MDC values that were employed during characterization are listed in Table 11 below. As the project proceeds, other measurement instruments or technologies, such as continuous data collection scan devices, may be added.

Table 11 – Example of Instrument Types and Nominal MDC

Detector Model	Instrument Model ^a	Application	Nominal Detection Sensitivity ^{b,c}	
			MDC _{scan} (dpm/100cm ²)	MDC _{static} (dpm/100cm ²)
Ludlum 44-9	Ludlum 2350-1	β static & scan	2900	985
Ludlum 43-5	Ludlum 2350-1	α static & scan	150	75
Ludlum 43-68 β mode	Ludlum 2350-1	β static & scan	1050	330
Ludlum 43-68 α mode	Ludlum 2350-1	α static & scan	170	70
Ludlum 44-116	Ludlum 2350-1	β static & scan	1300	415
Ludlum 43-90	Ludlum 2350-1	α static & scan	130	55
Ludlum 44-10	Ludlum 2350-1	γ scan	3.5 pCi/g Co-60 6.5 pCi/g Cs-137	N/A
Ludlum 43-37	Ludlum 2350-1	β scan	1000	N/A

Detector Model	Instrument Model ^a	Application	Nominal Detection Sensitivity ^{b,c}	
			MDC _{scan} (dpm/100cm ²)	MDC _{static} (dpm/100cm ²)
Tennelec LB5100 proportional counting system	N/A	α and/or β smear	N/A	18
HPGe gamma spectroscopy system	N/A	γ Analysis	N/A	~0.15 pCi/g for Co-60 and Cs-137

(a) Functional instrument equivalent may be used (e.g., Ludlum 2221 or Ludlum 3001).

(b) Based on 1-minute count time and default values for surface efficiencies, ϵ_s , as specified in International Standard ISO 7503-1, Part 1, "Evaluation of Surface Contamination, Beta-Emitters (maximum beta energy greater than 0.15 MeV) and Alpha-Emitters" (Ref. 21)

(c) MDC Requirements per Regulatory Guide 4.8, "Environmental Technical Specifications for Nuclear Power Plants" (Ref. 22)

3.4.5.1 Instrument Calibrations

All data loggers, associated detectors, and all other portable instrumentation that were used for characterization were calibrated on an annual basis using National Institute of Standards and Technology (NIST) traceable sources. The calibration of instruments used for characterization is addressed in Section 4.7 of the QAPP.

3.4.5.2 Instrument Use and Control

The receipt, inspection, issue, controls, and accountability of portable radiological instrumentation used for characterization is performed in accordance with the procedure that governs the issue, control, and accountability of characterization and FSS portable radiological instrumentation. The issue and control of instruments used for characterization is addressed in Section 4.6 of the QAPP.

3.4.5.3 Laboratory Instrument Methods and Sensitivities

Gamma spectroscopy was primarily performed by the on-site radiological laboratory. Gas proportional counting and liquid scintillation analysis was performed by an approved vendor laboratory, GEL Laboratories, in accordance with approved laboratory procedures. EnergySolutions ensured that quality programs of the contracted off-site vendor laboratories that were used for the receipt, preparation, and analysis of characterization samples provided the same level of quality as the on-site laboratory under the QAPP.

In all cases, analytical methods were established to ensure that required MDC values were achieved. The analysis of radiological contaminants used standard approved and generally accepted methodologies or other comparable methodologies. Table 12 below provides the analytical methods employed and the typical laboratory MDCs achieved by GEL Laboratories.

Table 12 – GEL Laboratories Methods, MDCs, and Reporting Limits

Test	Technique	Method	Typical MDC (pCi/g)	Reporting Limit (pCi/g)
Gamma	Gamma Spectroscopy	DOE HASL 300, 4.5.2.3/Ga-01-R	1.01	1
H-3	Liquid Scintillation	EPA 906.0 Modified	7.88	10
C-14	Liquid Scintillation	EPA EERF C-01 Modified	3.53	5
Fe-55	Liquid Scintillation	DOE RESL Fe-1 Modified	6.54	10
Ni-59	Low Energy Gamma Spectroscopy	DOE RESL Ni-1	2.14	5
Ni-63	Liquid Scintillation	DOE RESL Ni-1 Modified	2.96	5
Sr-90	Gas Flow Proportional	EPA 905.0 Modified/DOE RP501 Rev. 1 Modified	0.15	0.4
Tc-99	Liquid Scintillation	DOE EML HASL-300, Tc-02-RC Modified	1.34	2
Np-237	Alpha Spectroscopy	ASTM C 1475-00 Modified	0.01	0.01
Pu-238	Alpha Spectroscopy	DOE EML HASL-300, Pu-11-RC Modified	0.06	0.4
Pu-239/240	Alpha Spectroscopy	DOE EML HASL-300, Pu-11-RC Modified	0.06	0.4
Pu-241	Liquid Scintillation	DOE EML HASL-300, Pu-11-RC Modified	4.28	5
Am-241	Alpha Spectroscopy	DOE EML HASL-300, Am-05-RC Modified	0.06	1
Cm-242	Alpha Spectroscopy	DOE EML HASL-300, Am-05-RC Modified	0.05	1
Cm-243/244	Alpha Spectroscopy	DOE EML HASL-300, Am-05-RC Modified	0.06	1

3.4.6 Quality Assurance

Section 2.2 of MARSSIM discusses the need for a quality system to ensure the adequacy of data used to demonstrate that site conditions are acceptable for unrestricted release. Laboratory quality for sample analyses taken to support characterization and FSS is discussed in NUREG-1576, “Multi-Agency Radiological Laboratory analytical Protocols Manual” (MARLAP) (Ref. 23) and Regulatory Guide 4.15, “Quality Assurance of Radiological Monitoring Programs (Inception through Normal Operations to License Termination) – Effluent Streams and the Environment”

(Ref. 24). Further, MARSSIM and MARLAP both indicate that a QAPP may be used in addition to, or in lieu of, existing quality systems to ensure data quality is achieved.

The QAPP was prepared and implemented to ensure the adequacy of data being developed and used during the site characterization and FSS process. The QAPP describes policy, organization, functional activities, the DQO process, and measures necessary to achieve quality data. It supplements the quality requirements and quality concepts presented in DD-QA-PN-006, "QA Program Implementation Plan for the Fort Calhoun Decommissioning Services" (Ref. 25), which adequately encompass other risk-significant decommissioning activities.

All characterization activities essential to data quality were implemented and performed using approved procedures. The effective implementation of characterization was verified through audit and surveillance activities, including field walk-downs by LT/FSS management and program self-assessments, as appropriate. Corrective actions were prescribed, implemented, and verified when deficiencies were identified. These measures applied to any applicable services provided by off-site vendors, as well as on-site subcontractors.

FCSD-RA-LT-200, "Characterization Survey Plan" was developed according to the essential elements of the quality assurance and quality control (QA/QC) program for the decommissioning of FCS and is subject to the QAPP. The QA/QC program elements applicable to characterization are as follows:

- establishment and implementation of plans, procedures, and protocols for field operations
- actions to ensure that the procedures are understood and followed by the implementing staff
- documentation of the data collected

Details of the QA/QC elements specific to characterization are presented in the QAPP as well as the procedures and sample plan instructions. Characterization operations and the associated data acquisition and recording was guided and conducted in compliance with these QA/QC requirements. The specific QA/QC program components for site characterization are as follows:

- personnel qualifications, experience, and training
- execution in accordance with approved procedures
- proper documentation of survey data and sample analyses
- selection of appropriate instruments to perform the surveys
- proper instrument calibration and daily functional checks
- management oversight of characterization activities relative to the adherence to procedures, protocols, and documentation requirements

3.5 Characterization Implementation

When a sample plan was approved, and prior to implementation, a pre-survey briefing was held with the LT/FSS Supervisors, LT/FSS Specialist, LT/FSS Instrumentation Specialist, Technicians who were assigned to perform the survey, and the supporting laborers. During the briefing, the

survey instructions were reviewed, and the technicians and laborers were provided with the necessary information required to assemble and stage all equipment and instruments necessary to perform the survey in accordance with the survey instructions.

Sample plan implementation included the following:

- setting up the survey instrumentation
- checking source and background radiation before and after each shift to ensure proper operation
- performing preliminary inspections of the areas to be surveyed to identify any additional specific survey requirements
- locating and marking static measurement and sample locations using the coordinates provided in the survey instructions
- collecting survey measurements
- analyzing samples using appropriate calibrated instruments
- documenting survey measurements and sample analysis data collected during characterization and placing the documentation in the survey unit package
- reviewing completed sample plans to ensure that all required surveys have been performed
- reviewing survey results to identify any areas exceeding the specified action levels

3.5.1 Survey Unit Preparation

Preparation for characterization was performed in all survey units as deemed appropriate. Prior to performing characterization surveys on structural surfaces, the rooms were cleared to the extent possible of all loose equipment and materials. Survey equipment was staged and used in accordance with the "OPPD Safety Manual" (Ref. 26) to safely access structural surfaces greater than 6 feet above a normal walking surface. Open land survey units were cleared of debris and vegetation, to the extent possible, to eliminate physical obstructions prior to performing characterization surveys. Vegetation was cut as close to the ground surface as possible. All physical hazards in the survey units were either identified and removed or marked as appropriate.

In order to facilitate the selection of survey locations, a reference coordinate system was established. Reference coordinates provided a mechanism for identifying the location of a static measurement or sample and ensured that the survey location was reproducible. For open land survey units, reference coordinates were acquired using a Global Positioning System (GPS) coupled with the North American Datum standard topographical grid coordinate system. For structure survey units, a coordinate system (in meters) based on local origin points was established in each to facilitate the selection of survey locations.

3.5.2 Survey Unit Walk-Down

Sample plan development began with the performance of a walk-down of the survey unit. During the walk-down, details regarding the physical nature of the survey area were compiled, such as the

different media requiring analysis, survey area dimensions, and actual or potential hazards. Data from available operational surveys were reviewed and utilized as appropriate.

Significant health and safety concerns include the potential industrial hazards commonly found at a construction site, such as exposed electrical circuitry, excavations, enclosed work spaces, hazardous atmospheres, insects, venomous snakes, plants, animals, unstable surfaces, heat and cold, sharp objects or surfaces, falling objects, tripping hazards, and working at heights. The pre-survey walk-down identified potential industrial safety hazards specific to the survey unit. This inspection identified general safety hazards as well as significant industrial safety hazards that could impact the performance of the survey.

Each identified hazard was evaluated to determine if the hazard could be mitigated, as well as to determine if the need for additional outside support or expertise was necessary to complete further evaluation. If, during the inspection or the performance of the subsequent survey, a serious hazard was identified that required immediate action (i.e., cannot be immediately eliminated, avoided, or minimized), then the area was isolated until an acceptable remedy was implemented.

3.5.3 Health and Safety Considerations

The “OPPD Safety Manual” was developed to identify and mitigate health and safety concerns while performing activities. The “OPPD Safety Manual” and implementing procedures for job safety analysis meet the requirements for health and safety evaluation prior to commencement of work as specified in Section 4.10 of MARSSIM.

All characterization sampling and surveys were performed in accordance with the “OPPD Safety Manual.” Hazards and applicable health and safety requirements were identified through Task Hazard Assessments, Job Hazard Analyses, and pre-job briefings. For entry and work in posted radiologically controlled areas, characterization activities were also conducted under an approved Radiation Work Permit, in which the characterization activities were described in sufficient detail to identify any applicable radiation protection and As Low as Reasonably Achievable (ALARA) requirements.

3.5.4 Survey Documentation

Records of characterization surveys are maintained in the survey packages for each survey unit. The survey package could include the following records depending upon the survey design and DQOs.

- survey unit diagram or drawing which includes depictions of boundaries, landmarks, and measurement and sample locations
- photographs of the survey area, as necessary, to show unique conditions
- printout of laboratory analysis results reported in appropriate units
- hand-logged or downloaded data files with measurement results converted to appropriate units for all static surface contamination measurements
- alpha and beta smear counter logged results or data files with measurement results converted to appropriate units for all removable surface contamination measurements

Digital photographs were employed in some cases to provide a more permanent record of the survey locations within a survey unit. When used, these photographic records were linked to landmark and directional information whenever possible.

3.5.5 Data Validation

Characterization survey measurement and analysis results were reviewed to ensure that the survey was complete, fully documented, and technically acceptable. Validation ensured that the data set was comprised of qualified measurement results collected in accordance with the survey design, which accurately reflected the radiological status of the survey unit. The review criteria for data acceptability included the following items:

- The survey was in compliance with survey instructions as specified in the sample plan.
- MDCs were appropriate for the instruments and techniques used to perform the survey.
- Instrument calibration was current and traceable to NIST standards.
- The field instruments were source checked with satisfactory results before and after use each day that the data was collected, or if unsatisfactory, data obtained with that instrument since its previous acceptable performance check was evaluated for acceptability.
- The survey methods used to collect data was proper for the types of radiation involved and for the media being surveyed.
- The data set is comprised of qualified measurement results collected in accordance with the survey design, which accurately reflects the radiological status of the survey unit.
- The data has been properly recorded.

If the data review criteria was not met, then the LT/FSS Manager was informed. The discrepancy was reviewed, and the decision to accept or reject the data was documented in the survey package.

3.5.6 Data Evaluation and Review

Static beta-gamma measurements collected during the characterization surveys were compared against the action levels. Material sample analysis results were compared against the volumetric action level values. If multiple ROC were identified in concentrations greater than MDC, then the unity rule was applied. In Class 3 survey units, individual survey results exceeding 50% of the action level were flagged. Survey results that approached or exceeded the action level were considered as cause for additional investigation or possible reclassification. As applicable, the mean activity and the standard deviation were calculated for the survey population.

At the completion of the surveys conducted in each survey unit, measurement results were assessed and evaluated according to the DQOs. If the lateral extent of contaminated areas had not been determined by the measurements prescribed in the sample plan instructions, more measurements were taken to bound the extent of the surface contamination. Locations where the final depth of subsurface contamination could not be determined during the initial site characterization will be revisited during continuing characterization. The guidance provided in MARSSIM for survey, measurement, data analysis, and data evaluation according to the survey DQOs process was

repeated during the data evaluation. Once all DQOs had been achieved, the characterization was considered complete.

4 Assumptions

No assumptions were made for this report.

5 Results

Site characterization surveys commenced in November 2019 with the concrete sampling of the structures inside of the DA. In January 2020, characterization of the open land survey units commenced. Throughout 2019 and 2020, characterization activities were performed in parallel with dry fuel storage, radioactive commodity removal, and radioactive waste shipment activities at FCS. Consequently, access to certain areas to collect meaningful characterization survey data was prohibited. In these cases, characterization has been deferred until such time that radiological or physical conditions would allow for substantial survey. Characterization surveys (“continuing characterization”) will continue throughout the decommissioning process.

5.1 Volumetric Concrete Sampling

In November and December of 2019, *EnergySolutions* contracted New Millennium Nuclear Technologies International, Inc. (NMNT International) to collect volumetric concrete samples using their proprietary TruPro technology, which utilizes hollow-bit drilling as an effective alternative to traditional core boring. All of the buildings inside of the DA (see Tables 1 and 2) were subject to volumetric concrete characterization, with primary focus on the Containment and Auxiliary Buildings. In total, 744 concrete samples were analyzed using the on-site gamma spectroscopy system. Tables A.1 and A.2 summarize the locations and numbers of concrete samples collected for site characterization.

The locations selected for the concrete sampling were biased towards areas with elevated dose rates, count rates, proximity to radiological components, or by visual observations of floor and wall surfaces that indicated potential contamination (e.g., discoloration or standing water). The goal was to identify, to the extent possible, the locations that exhibited the highest potential of contamination representing the worst case bounding radiological condition for concrete. This judgmental sampling approach also ensured there was sufficient source term in the samples to achieve the sensitivities required to determine the radionuclide distributions of gamma emitters as well as HTD radionuclides.

Using the TruPro technology, NMNT International was able to collect a total of 810 samples from 178 locations. Specific locations were identified for sampling to 1.5-inch depth or 6-inch depth. For a location specified to be 1.5 inches in depth, three samples increments (each representing 0.5 inches in depth) were collected. For a location specified to be 6 inches in depth, 6 sample increments (the first four were 0.5 inches deep, then the next two were 2 inches deep) were collected. The tubes, drill bits, and sample containers were changed out for each new increment obtained, ensuring that no cross-contamination occurred.

Sample increments were counted starting with the top-most increment, and increments of a sample location were analyzed until all ROC were less than MDC. Because this was the case, only 744 of the total 810 concrete samples collected were counted by the on-site gamma spectroscopy system.

5.1.1 Volumetric Concrete Sampling Results in the Containment Building

Surveys for the sampling of volumetric concrete in the Containment Building, survey unit 1000, were performed under characterization sample plan 1000-C.

Four hundred and twenty-nine (429) concrete samples from 71 locations were collected in the 977 foot, 996 foot, 1013 foot, and 1045 foot elevations floors and walls of the Containment Building. The locations where the samples were collected are depicted in Figures A.1 through A.4. All 429 samples collected were analyzed using the on-site gamma spectroscopy system. A summary of the gamma spectroscopy results are provided in Tables A.3 through A.10. The plant-derived gamma-emitting radionuclides identified in the on-site analyses of the concrete samples were Co-60, Cs-134, Cs-137, Eu-152, Eu-154, Eu-155, and Am-241.

Seventeen (17) concrete samples from the Containment Building were sent to GEL Laboratories for off-site gamma spectroscopy and HTD radionuclide analyses. The results of the analyses are presented in Table A.34. Significant HTD radionuclides identified by the analysis of the concrete samples include Ni-63, Sr-90, and H-3.

5.1.2 Volumetric Concrete Sampling Results in the Auxiliary Building

Surveys for the sampling of volumetric concrete in the Auxiliary Building, survey unit 2000, were performed under characterization sample plan 2000-C.

Two hundred and sixty-one (261) concrete samples from 67 locations were taken in the 971 foot, 989 foot, 1007 foot, and 1025 foot elevations floors and walls of the Auxiliary Building. The locations where the samples were collected are depicted in Figures A.5 through A.8. All 261 samples collected were analyzed using the on-site gamma spectroscopy system. A summary of the gamma spectroscopy results are provided in Tables A.11 through A.18. The plant-derived gamma-emitting radionuclides identified in the on-site analyses of the concrete samples were Co-60, Cs-134, and Cs-137.

Sixteen (16) concrete samples from the Auxiliary Building were sent to GEL Laboratories for off-site gamma spectroscopy and HTD radionuclide analyses. The results of the analyses are presented in Table A.34. Significant HTD radionuclides identified by the analysis of the concrete samples include Ni-63, Sr-90, and H-3.

5.1.3 Volumetric Concrete Sampling Results in the Turbine Building

Surveys for the sampling of volumetric concrete in the Turbine Building, survey unit 3000, were performed under characterization sample plan 3000-C.

Fifty-four (54) concrete samples from 18 locations were taken in the 990 foot elevation floor and walls of the Turbine Building. The locations where the samples were collected are depicted in Figure A.9. Of the 54 samples collected, 18 were analyzed using the on-site gamma spectroscopy system. A summary of the gamma spectroscopy results are provided in Tables A.19 and A.20. No

plant-derived gamma-emitting radionuclides were identified in the on-site analyses of the concrete samples for the Turbine Building.

Two (2) concrete samples from the Turbine Building were sent to GEL Laboratories for off-site gamma spectroscopy and HTD radionuclide analyses. The results of the analyses are presented in Table A.34. No HTD radionuclides were identified in the off-site analyses of concrete samples from the Turbine Building.

5.1.4 Volumetric Concrete Sampling Results in the Balance of Plant Buildings inside the DA

Surveys for the sampling of volumetric concrete in the BOP Buildings inside the DA, survey unit 4000, were performed under characterization sample plan 4000-C.

Sixty-six (66) concrete samples from 22 locations were taken in the floors and walls of the BOP Buildings inside the DA. The locations where the samples were collected are depicted in Figures A.10 through A.19. Of the 66 samples collected, 36 were analyzed using the on-site gamma spectroscopy system. A summary of the gamma spectroscopy results are provided in Tables A.21 through A.33. The plant-derived gamma-emitting radionuclides identified in the on-site analyses of the concrete samples were Co-60 and Cs-137.

Two (2) concrete samples from the BOP Buildings inside the DA were sent to GEL Laboratories for off-site gamma spectroscopy and HTD radionuclide analyses. The results of the analyses are presented in Table A.34. Significant HTD radionuclides identified by the analysis of the concrete samples include Sr-90.

5.2 Open Land Area Soil Sampling and Scanning

Each surface and subsurface soil sample was analyzed by the on-site gamma spectroscopy system. Analysis count times were adjusted as necessary to achieve an MDC equal to or less than 0.5 pCi/g for Cs-137 and Co-60. In accordance with FCSD-RA-LT-201, "Characterization Sample Plan Development," a minimum of 10 percent of the soil samples were sent off-site to GEL Laboratories for full suite ROC analysis.

5.2.1 Survey Results for Class 3 Open Land Survey Units

The Class 3 open land areas at FCS total 2,102,462 m² of surface area. The Class 3 open land surface area was broken into three survey units in accordance with the area descriptions, sizes, and boundaries presented in FCSD-RA-LT-200, "Characterization Survey Plan." The Class 3 open land survey units are illustrated by Figure 6.

5.2.1.1 Survey Unit 8100

Class 3 open land survey unit 8100 is located in the northern area of the site, with a total size of 867,259 m². Additionally, survey unit 8100 is broken up into 10 smaller sub-units (8101-8110), mainly consisting of farmland, wetlands, and a creek, and houses the Firing Range, Storage Shed, and the Switchyard.

The survey design for survey unit 8100 called for the acquisition of 39 judgmental surface soil samples and 42 random surface soil samples. Approximately 5% of the total surface area in the

survey unit, 43,363 m², was scanned using a Ludlum Model 2221 instrument coupled to a Ludlum Model 44-10 NaI detector.

For the area scanned, the average observed background in the survey unit was 9,057 cpm. The average minimum observed scan measurement was 7,799 cpm, and the average maximum observed scan measurement was 10,616 cpm. The average number of points greater than the action level was 13. After investigating areas that were above the action level, 1 judgmental surface soil sample was collected.

In total, 82 surface soil samples and 10 QC split or duplicate samples were acquired and analyzed by the on-site gamma spectroscopy system. Thirty-five (35) samples were above MDC for Cs-137, with a maximum concentration of 3.16E-01 pCi/g. No other ROC were identified. The maximum Sum of Fractions (SOF) was 0.0993.

The locations of scan areas and surface soil samples collected in survey unit 8100 are illustrated on Figures B.1 and B.2. The results of surface soil sample analyses are presented in Tables B.1 through B.4.

Seven (7) soil samples from survey unit 8100 were sent to GEL Laboratories for off-site gamma spectroscopy and HTD radionuclide analyses. The results of the analyses are presented in Table B.35. Only Cs-137 was positively identified in the off-site samples.

5.2.1.2 Survey Unit 8200

Class 3 open land survey unit 8200 is located in the western area of the site, with a total size of 470,118 m². Additionally, survey unit 8200 is broken up into seven smaller sub-units (8201-8207), mainly consisting of farmland, and houses the the FLEX Building and a portion of the site access road.

The survey design for survey unit 8200 called for the acquisition of 26 judgmental surface soil samples and 28 random surface soil samples. Approximately 5% of the total surface area in the survey unit, 23,506 m², was scanned using a Ludlum Model 2221 instrument coupled to a Ludlum Model 44-10 NaI detector.

For the area scanned, the average observed background in the survey unit was 9,901 cpm. The average minimum observed scan measurement was 9,022 cpm, and the average maximum observed scan measurement was 11,086 cpm. The average number of points greater than the action level was 7. After investigating areas that were above the action level, no area was above the alarm set point and thus no additional samples were collected.

In total, 54 surface soil samples and 6 QC split or duplicate samples were acquired and analyzed by the on-site gamma spectroscopy system. Fourteen (14) samples were above MDC for Cs-137, with a maximum concentration of 2.11E-01 pCi/g. No other ROC were identified. The maximum SOF was 0.0594.

The locations of scan areas and surface soil samples collected in survey unit 8200 are illustrated on Figures B.3 and B.4. The results of surface soil sample analyses are presented in Tables B.5 through B.8.

Six (6) soil samples from survey unit 8200 were sent to GEL Laboratories for off-site gamma spectroscopy and HTD radionuclide analyses. The results of the analyses are presented in Table B.35. Only Cs-137 was positively identified in the off-site samples.

5.2.1.3 Survey Unit 8300

Class 3 open land survey unit 8300 is located in the southern area of the site, with a total size of 765,085 m². Additionally, survey unit 8300 is broken up into 10 smaller sub-units (8301-8310), mainly consisting of farmland, and houses the Administration Building, the Training Building, and the parking lots.

The survey design for survey unit 8300 called for the acquisition of 39 judgmental surface soil samples and 42 random surface soil samples. Approximately 5% of the total surface area in the survey unit, 38,254 m², was scanned using a Ludlum Model 2221 instrument coupled to a Ludlum Model 44-10 NaI detector.

For the area scanned, the average observed background in the survey unit was 9,569 cpm. The average minimum observed scan measurement was 8,379 cpm, and the average maximum observed scan measurement was 10,787 cpm. The average number of points greater than the action level was 6. After investigating areas that were above the action level, 9 judgmental surface soil samples were collected.

In total, 93 surface soil samples and 10 QC split or duplicate samples were acquired and analyzed by the on-site gamma spectroscopy system. Forty-eight (48) samples were above MDC for Cs-137, with a maximum concentration of 3.27E-01 pCi/g. No other ROC were identified. The maximum SOF was 0.0980.

The locations of scan areas and surface soil samples collected in survey unit 8300 are illustrated on Figures B.5 and B.6. The results of surface soil sample analyses are presented in Tables B.9 through B.12.

Nine (9) soil samples from survey unit 8300 were sent to GEL Laboratories for off-site gamma spectroscopy and HTD radionuclide analyses. The results of the analyses are presented in Table B.35. Only Cs-137 was positively identified in the off-site samples.

5.2.2 Survey Results for Class 2 Open Land Survey Units

The Class 2 open land areas at FCS total 92,012 m² of surface area. The Class 2 open land surface area was broken into two survey units in accordance with the area descriptions, sizes, and boundaries presented in the FCSD-RA-LT-200, "Characterization Survey Plan." The Class 2 open land survey units are illustrated by Figure 5.

5.2.2.1 Survey Unit 8400

Class 2 open land survey unit 8400 is designated as the Waste Haul Path Buffer Zone, with a total size of 61,133 m². Additionally, survey unit 8400 is broken up into six smaller sub-units (8401-8406) and houses the New Maintenance Storage Shed and the Mausoleum.

The survey design for survey unit 8400 called for the acquisition of 30 judgmental surface soil samples and 15 random surface soil samples. Approximately 50% of the total surface area in the

survey unit, 30,567 m², was scanned using a Ludlum Model 2221 instrument coupled to a Ludlum Model 44-10 NaI detector.

For the area scanned, the average observed background in the survey unit was 8,923 cpm. The average minimum observed scan measurement was 7,501 cpm, and the average maximum observed scan measurement was 10,243 cpm. The average number of points greater than the action level was 11. After investigating areas that were above the action level, 2 judgmental surface soil samples were collected.

In total, 33 surface soil samples and 4 QC split or duplicate samples were acquired and analyzed by the on-site gamma spectroscopy system. Four (4) samples were above MDC for Cs-137, with a maximum concentration of 2.49E-01 pCi/g. No other ROC were identified. The maximum SOF was 0.0826.

The locations of scan areas and surface soil samples collected in survey unit 8400 are illustrated on Figures B.7 and B.8. The results of surface soil sample analyses are presented in Tables B.13 through B.16.

Three (3) soil samples from survey unit 8400 were sent to GEL Laboratories for off-site gamma spectroscopy and HTD radionuclide analyses. The results of the analyses are presented in Table B.35. Only Cs-137 was positively identified in the off-site samples.

5.2.2.2 Survey Unit 8700

Class 2 open land survey unit 8700 is designated as the Sewage Lagoons, with a total size of 30,879 m². Additionally, survey unit 8700 is broken up into three smaller sub-units (8701-8703) in the southeast corner of the site.

The survey design for survey unit 8700 called for the acquisition of 6 surface soil and 2 sediment samples taken at judgmental locations, and 15 random surface soil samples. 100% of the accessible land in the survey unit was scanned, equaling 30,879 m². This area was scanned using a Ludlum Model 2221 instrument coupled to a Ludlum Model 44-10 NaI detector. The portions of the survey unit covered in lagoon water were deemed inaccessible for scanning.

For the area scanned, the average observed background in the survey unit was 8,146 cpm. The average minimum observed scan measurement was 7,031 cpm, and the average maximum observed scan measurement was 9,044 cpm. The average number of points greater than the action level was 1. After investigating areas that were above the action level, 1 judgmental surface soil sample was taken.

In total, 23 surface soil samples, 2 sediment samples, and 4 QC split or duplicate samples were acquired and analyzed by the on-site gamma spectroscopy system. One (1) sample was above MDC for Cs-137, with a concentration of 1.42E-02 pCi/g. No other ROC were identified. The maximum SOF was 0.0433.

The locations of scan areas and surface soil samples collected in survey unit 8700 are illustrated on Figures B.9 and B.10. The results of surface soil sample analyses are presented in Tables B.17 through B.20.

Two (2) soil samples from survey unit 8700 were sent to GEL Laboratories for off-site gamma spectroscopy and HTD radionuclide analyses. The results of the analyses are presented in Table B.35. Only Cs-137 was positively identified in the off-site samples.

5.2.3 Survey Results for Class 1 Open Land Survey Units

The Class 1 open land areas at FCS total 36,868 m² of surface area. The Class 1 open land surface area was broken into five survey units in accordance with the area descriptions, sizes, and boundaries presented in the FCSD-RA-LT-200, "Characterization Survey Plan." The Class 1 open land survey units are illustrated by Figures 3 and 4. Class 1 survey units 7500, 8500, and 8600 were not subject to initial characterization due to inaccessibility (survey unit 7500 houses the main plant buildings) or decommissioning activities (construction of the waste haul path and waste containment structure).

5.2.3.1 Survey Unit 7100

Class 1 open land survey unit 7100 is located in the northwest corner inside the DA fence, with a total size of 9,429 m². Additionally, survey unit 7100 is broken up into five smaller sub-units (7101-7105).

The survey design for survey unit 7100 called for the acquisition of 8 surface soil and 2 subsurface soil samples taken at judgmental locations. Surface scanning was not required for the characterization of this Class 1 survey unit.

In total, 10 soil samples and 2 QC split or duplicate samples were acquired and analyzed by the on-site gamma spectroscopy system. One (1) sample was above MDC for Cs-137, with a concentration of 7.77E-02 pCi/g. No other ROC were identified. The maximum SOF was 0.0529.

The locations of the soil samples collected in survey unit 7100 are illustrated on Figure B.11. The results of the soil sample analyses are presented in Tables B.21 through B.23.

One (1) soil sample from survey unit 7100 was sent to GEL Laboratories for off-site gamma spectroscopy and HTD radionuclide analyses. The results of the analyses are presented in Table B.35. Only Cs-137 was positively identified in the off-site sample.

5.2.3.2 Survey Unit 7200

Class 1 open land survey unit 7200 is located in the southwest corner inside the DA fence, with a total size of 8,906 m². Additionally, survey unit 7200 is broken up into five smaller sub-units (7201-7205).

The survey design for survey unit 7200 called for the acquisition of 8 surface soil and 2 subsurface soil samples taken at judgmental locations. Surface scanning was not required for the characterization of this Class 1 survey unit.

In total, 10 soil samples and 2 QC split or duplicate samples were acquired and analyzed by the on-site gamma spectroscopy system. No ROC greater than their respective MDCs were detected in any sample in the survey unit. The maximum SOF was 0.0529.

The locations of the soil samples collected in survey unit 7200 are illustrated on Figure B.11. The results of the soil sample analyses are presented in Tables B.24 through B.26.

One (1) soil sample from survey unit 7200 was sent to GEL Laboratories for off-site gamma spectroscopy and HTD radionuclide analyses. The results of the analyses are presented in Table B.35. Only Cs-137 was positively identified in the off-site sample.

5.2.3.3 Survey Unit 7300

Class 1 open land survey unit 7300 is located in the southeast corner inside the DA fence, with a total size of 6,686 m². Additionally, survey unit 7300 is broken up into four smaller sub-units (7301-7304).

The survey design for survey unit 7300 called for the acquisition of 8 surface soil and 2 subsurface soil samples taken at judgmental locations. Surface scanning was not required for the characterization of this Class 1 survey unit.

In total, 10 soil samples and 2 QC split or duplicate samples were acquired and analyzed by the on-site gamma spectroscopy system. No ROC greater than their respective MDCs were detected in any sample in the survey unit. The maximum SOF was 0.0610.

The locations of the soil samples collected in survey unit 7300 are illustrated on Figure B.11. The results of the soil sample analyses are presented in Tables B.27 through B.29.

One (1) soil sample from survey unit 7300 was sent to GEL Laboratories for off-site gamma spectroscopy and HTD radionuclide analyses. The results of the analyses are presented in Table B.35. Only Cs-137 was positively identified in the off-site sample.

5.2.3.4 Survey Unit 7400

Class 1 open land survey unit 7400 is located in the northeast corner inside the DA fence, with a total size of 11,847 m². Additionally, survey unit 7400 is broken up into six smaller sub-units (7401-7406).

The survey design for survey unit 7400 called for the acquisition of 8 surface soil and 2 subsurface soil samples taken at judgmental locations.

In total, 10 soil samples and 2 QC split or duplicate samples were acquired and analyzed by the on-site gamma spectroscopy system. No ROC greater than their respective MDCs were detected in any sample in the survey unit. The maximum SOF was 0.0472.

The locations of the soil samples taken in survey unit 7400 are illustrated on Figure B.11. The results of the soil sample analyses are presented in Tables B.30 through B.32.

One (1) soil sample from survey unit 7400 was sent to GEL Laboratories for off-site gamma spectroscopy and HTD radionuclide analyses. The results of the analyses are presented in Table B.35. Only Cs-137 was positively identified in the off-site sample.

5.3 Subsurface Soil Sampling with GeoProbe

Surveys for the sampling of subsurface soil within the DA were performed under characterization sample plan 7000-C.

The survey design called for the collection of 75 vertical subsurface soil samples at 25 locations, with samples to be collected in 1-meter increments to a depth of 3 meters at each location.

Additionally, the survey design called for the collection of 12 diagonal subsurface soil samples at 6 locations, with 2 samples to be collected in 1-meter increments from the 2 deepest depths at each location. The purpose of the diagonal borings was to assess the sub-slab soils beneath the Turbine, Auxiliary, and Containment Buildings. A total of 87 subsurface soil samples were planned for collection in the survey unit.

In reality, 82 subsurface soil samples were acquired and analyzed by the on-site gamma spectroscopy system. Four (4) diagonal locations met refusal and were unable to reach the sub-slab soil for the Containment and Turbine Buildings; therefore, those soils will be assessed during continuing characterization. Three (3) samples were above MDC for Cs-137, with a maximum concentration of $1.15\text{E-}01$ pCi/g. No other ROC were identified. The maximum SOF was 0.1142.

The locations of the subsurface soil samples collected in survey unit 7000 are illustrated on Figure B.12. The results of the subsurface soil sample analyses are presented in Tables B.33 and B.34.

Eight (8) subsurface soil samples from survey unit 7000 were sent to GEL Laboratories for off-site gamma spectroscopy and HTD radionuclide analyses. The results of the analyses are presented in Table B.35. Only Cs-137 was positively identified in the off-site samples.

5.4 Survey Results for Class 2 and 3 Structures

5.4.1 Class 3 Structures Inside the DA

5.4.1.1 Turbine Building

Sample plan 3000-C #2 was designed for the surveying of the Turbine Building due to its size and potential for contamination. The Turbine Building is a Class 3 structure with a total accessible surface area of $9,397\text{ m}^2$.

The survey design for the Turbine Building called for the acquisition of 42 judgmental static measurements, 42 random static measurements, and a smear at each static measurement location. Four (4) tiles were also acquired as judgmental samples. 639 m^2 , or approximately 7% of the total surface area in the survey unit, was scanned using a Ludlum Model 2350-1 instrument coupled to a Ludlum Model 44-116 detector. Additionally, as qualitative measurements, each floor drain opening in the 990 foot elevation was subjected to a 1-minute static measurement with a Ludlum 2350-1 and 44-10 probe.

For the area scanned, the average observed background in the survey unit was 318 cpm. The average observed scan measurement was 504 cpm, and the maximum observed scan measurement was 922 cpm. Four (4) alarms were produced during scanning, and static measurements were taken at alarm locations. All static measurements collected at scan alarm locations were below the alarm set point. The gamma scans of the floor drains were all indistinguishable from background.

Eighty-seven (87) random and judgmental static measurements were collected in the survey unit. Additionally, twenty-five (25) judgmental static measurements were acquired due to the abundance of exposed system internals and externals available in the survey unit. In total, 112 static measurements were collected. None of the static measurements exceeded 50% of the interim screening value, $7,100\text{ dpm}/100\text{cm}^2$. The 4 tiles were analyzed by the on-site gamma spectroscopy

system for radionuclide identification only, due to the geometry. No ROC were identified for any of the tiles. For smears, the maximum observed beta activity was 31 dpm/100cm².

The locations of scan areas and static measurements collected in the survey unit are illustrated on Figures C.1 through C.5. The summary of the measurement results are presented in Tables C.1 through C.4.

5.4.1.2 The Balance of Plant Buildings Inside the DA

Sample plan 4000-C #2 was designed for the surveying of the BOP buildings inside of the DA. The following is a list of Class 3 structures surveyed under this sample plan:

- Intake Building
- Security Building
- SAF
- Service Building
- Maintenance Shop
- TSC
- Chemistry and Radiation Protection Facility
- New Warehouse

The survey design called for the acquisition of 20 judgmental static measurements and a smear and 1 m² scan at each static location for each building, with the exception of the Intake Building. The Intake Building was subjected to a full characterization, while the remaining buildings were subjected to limited characterization due to being slated for Unconditional Release Survey (URS).

For the Intake Building, the survey design called for the acquisition of 13 judgmental static measurements 14 random static measurements, and a smear at every static measurement location. 95 m², or approximately 5% of the total available surface area in the Intake Building, was scanned using a Ludlum Model 2350-1 instrument coupled to a Ludlum Model 44-116 detector.

For the area scanned, the average observed background in the survey unit was 337 cpm. The average observed scan measurement was 493 cpm, and the maximum observed scan measurement was 915 cpm. The scans did not identify any areas of elevated activity.

Fourteen (14) random and 159 judgmental static measurements were collected, for a total of one hundred and 173 static measurements. None of the static measurements exceeded 50% of the interim screening value, 7,100 dpm/100cm². For smears, the maximum observed beta activity was 75 dpm/100cm².

The locations of scan areas and static measurements collected in the survey unit are illustrated on Figures C.6 through C.23. The summary of the measurement results are presented in Tables C.5 through C.7.

5.4.2 Class 2 and 3 Structures Outside the DA

Sample plan 5000-C was designed for the surveying of the BOP buildings outside of the DA. The only Class 2 structure under this sample plan was the Mausoleum, which ultimately was not surveyed due to the presence of steam generators in the building. The following is a list of the Class 3 structures surveyed under this sample plan:

- Administrative Office Building
- Training Center
- FLEX Building
- New Maintenance Storage Shed
- Chemical Pump House
- Chemical Storage Shed
- Sanitary Lift Stations

The survey design called for the acquisition of 20 judgmental static measurements and a smear and 1 m² scan at each static location for each building, with the exception of the Administrative Office Building, Training Center, and the Sanitary Lift Stations. The Administrative Office Building and the Training Center were subjected to a full characterization, while the remaining buildings were subjected to limited characterization due to being slated for URS.

For the Administrative Office Building, the survey design called for the acquisition of 13 judgmental static measurements, 28 random static measurements, and a smear at every static measurement location.

For the Training Center, the survey design called for the acquisition of 13 judgmental static measurements, 28 random static measurements, and a smear at every static measurement location.

For the Sanitary Lift Stations, the survey design called for the acquisition of six judgmental static measurements and a smear at every static location.

The survey unit was scanned utilizing a Model 2350-1 coupled to a Model 44-116 detector. For the Administrative Office Building, a minimum of 5% of the building was scanned. This was achieved by scanning 29 m² around each of the judgmental and random static locations. For the Training Center, a minimum of 5% of the building was scanned. This was achieved by scanning 21 m² around each of the judgmental and random static locations. For all other structures, a 1 m² area around each judgmental measurement location was scanned. For the area scanned, the average observed background in the survey unit was 311 cpm. The average observed scan measurement was 462 cpm, and the maximum observed scan measurement was 764 cpm. The scans did not identify any areas of elevated activity.

Fifty-six (56) random and one 112 judgmental static measurements were collected, for a total of one hundred and 168 static measurements. None of the static measurements exceeded 50% of the interim screening value, 7,100 dpm/100cm². For smears, the maximum observed beta activity was 52 dpm/100cm².

The locations of scan areas and static measurements collected in the survey unit are illustrated on Figures C.24 through C.33. The summary of the scan results are presented in Tables C.8 through C.10.

5.5 Radiological Assessments

Two (2) Radiological Assessments (RAs) were completed during site radiological characterization. Although the goals of RAs typically differ from those of characterization, RA data can be used as a baseline of radiological information, and RAs can be considered a form of continuing characterization. In the sense of providing a baseline of data, as characterization does, summaries of the soil data for the two RAs conducted are included in this report.

5.5.1 Survey Unit 8000

Sample plan 8000-R was developed to address the radiological condition of soil surfaces within the footprint of the HESCO flood protection system before it was installed.

Fifty-four (54) surface soil samples and 3 QC split or duplicate samples were acquired and analyzed by the on-site gamma spectroscopy system. Seven (7) samples were above MDC for Cs-137, with a maximum concentration of 1.03E-01 pCi/g. No other ROC were identified. The maximum SOF was 0.0537.

5.5.2 Survey Unit 8500

Sample plan 8500-R was developed to address the radiological condition of soil surfaces within the footprint of the area where trees were removed in preparation for the installation of the waste containment structure.

Eight (8) surface soil samples and 1 QC duplicate sample were acquired and analyzed by the on-site gamma spectroscopy system. Seven (7) samples were above MDC for Cs-137, with a maximum concentration of 1.85E-01 pCi/g. No other ROC were identified. The maximum SOF was 0.0441.

6 Calculations

No calculations were performed for this report.

7 References

1. FCSD-RA-LT-200, "Characterization Survey Plan"
2. NUREG-1575, "Multi-Agency Radiation Survey and Site Investigation Manual"
3. NUREG-1757, Volume 2, Revision 1, "Consolidated Decommissioning Guidance, Characterization, Survey and Determination of Radiological Criteria"
4. FCSD-RA-LT-100, "Quality Assurance Project Plan for the License Termination Plan Development, Site Characterization and Final Status Survey Projects at Fort Calhoun Station"
5. "Historical Site Assessment for Fort Calhoun Station"

6. FCSD-RA-LT-201, "Characterization Sample Plan Development"
7. FCSD-RA-LT-202, "Characterization Survey Data Assessment"
8. FCSD-RA-LT-203, "Sample Media Collection for Site Characterization and Final Status Survey"
9. FCSD-RA-LT-204, "Sample Media Preparation for Site Characterization and Final Status Survey"
10. FCSD-RA-LT-205, "Chain-of-Custody Protocol for Site Characterization and Final Status Survey"
11. FCSD-RA-LT-206, "Ludlum Model 2350-1 Download Operation"
12. FCSD-RA-LT-207, "Operation of the Ludlum Model 2350-1 Data Logger and Associated Detectors"
13. FCSD-RA-LT-208, "Calibration and Initial Set-Up of the Model 2350-1"
14. FCSD-RA-LT-211, "Operation of the Ludlum Model 2221 Portable Scaler Ratemeter and Associated Detectors"
15. FCSD-RA-LT-212, "Calibration and Initial Set-Up of the Model 2221"
16. FCSD-RA-LT-213, "Operation of the Ludlum Model 3001 and Associated Detectors"
17. FCSD-RA-LT-214, "Calibration and Initial Set-Up of the Model 3001 and Associated Detectors"
18. FCSD-RA-LT-306, "Radiological Assessments and Remedial Action Support Surveys"
19. FC-18-002, "Potential Radionuclides of Concern During the Decommissioning of Fort Calhoun Station"
20. FC-19-006, "Ludlum Model 44-10 Detector Sensitivity"
21. International Standard ISO 7503-1, Part 1, "Evaluation of Surface Contamination, Beta-Emitters (maximum beta energy greater than 0.15 MeV) and Alpha-Emitters"
22. Regulatory Guide 4.8, "Environmental Technical Specifications for Nuclear Power Plants"
23. NUREG-1576, "Multi-Agency Radiological Laboratory analytical Protocols Manual"
24. Regulatory Guide 4.15, "Quality Assurance of Radiological Monitoring Programs (Inception through Normal Operations to License Termination) – Effluent Streams and the Environment"
25. DD-QA-PN-006, "QA Program Implementation Plan for the Fort Calhoun Decommissioning Services"
26. "OPPD Safety Manual"

APPENDIX A

Results for Volumetric Concrete Samples

Table A.1 – Summary of Volumetric Concrete Sample Locations (Containment and Auxiliary Buildings)

Building	SU	Class	Description	Judgmental Measurement Locations		Total Judgmental Measurement Locations	# of Samples Collected	Number of Samples Analyzed
				3 increments (1.5") ^a	6 increments (6") ^b			
CB	1100	1	CB 977' Elevation – Under Vessel Area	0	5	71	429	429
	1200	1	CB 995'/996' Elevation G/A	0	29			
	1201	1	CB 995' Elevation – ‘A’ S/G Enclosure	0				
	1202	1	CB 995' Elevation – ‘B’ S/G Enclosure	0				
	1300	1	CB 1013' Elevation G/A	0	10			
	1400	1	CB 1045' Elevation G/A	0	27			
AB	2100	1	AB 971' Elevation G/A	7	7	67	261	261
	2200	1	AB 989' Elevation G/A	20	13 ^c			
	2300	1	AB 1007' Elevation G/A	16	0			
	2400	1	AB 1011' Elevation G/A		0			
	2500	1	AB 1013' Elevation G/A		0			
	2600	1	AB 1025' Elevation G/A	4	0			
	2700	1	AB 1036' Elevation G/A		0			
	2800	1	AB 1039' Elevation G/A		0			

(a) 1.5" breakdown: three 0.5" increments

(b) 6" breakdown: four 0.5" increments, two 2" increments

(c) original number of locations was 20; 7 locations in the hold up tank cubicles were inaccessible during survey



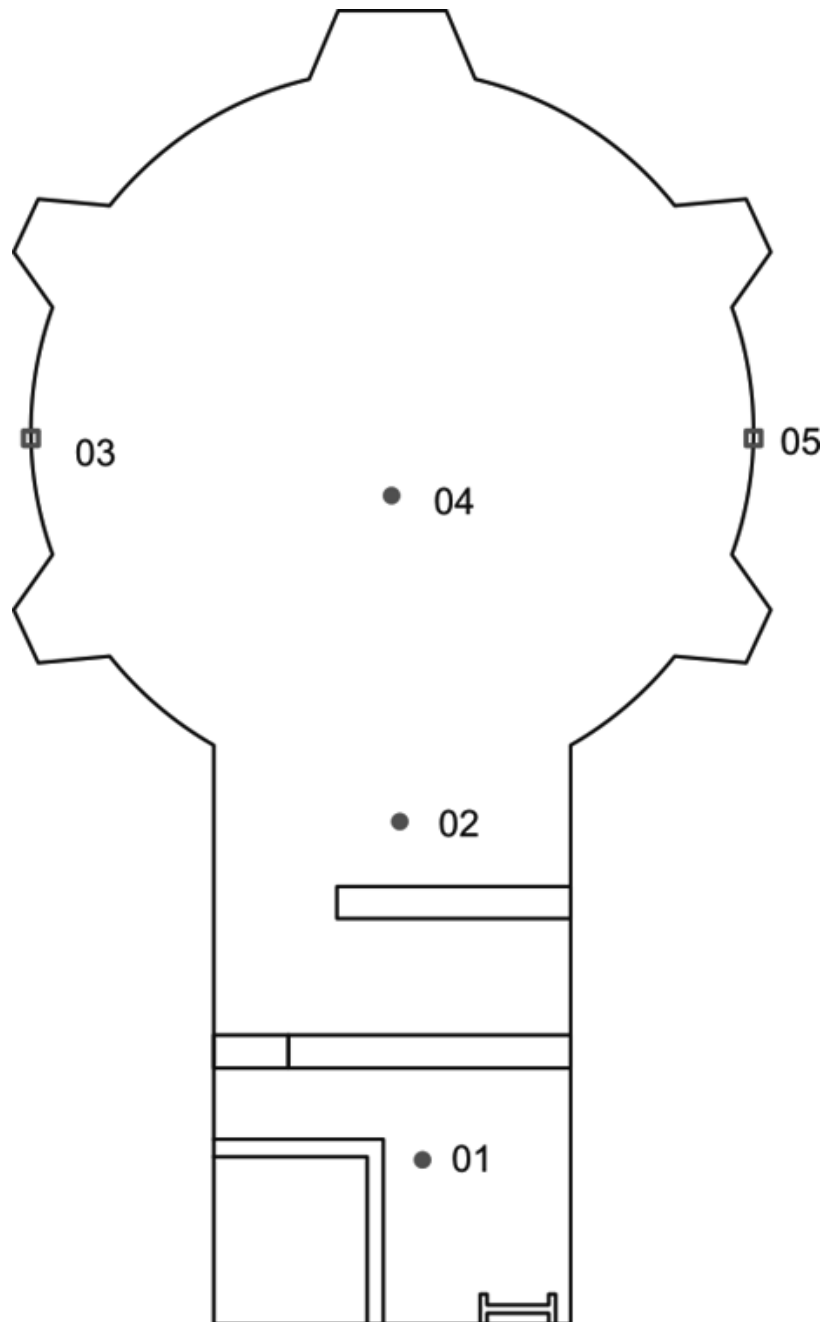
Table A.2 – Summary of Volumetric Concrete Sample Locations (Turbine and BOP in DA Buildings)

Building	SU	Class	Description	Judgmental Measurement Locations		Total Judgmental Measurement Locations	# of Samples Collected	Number of Samples Analyzed
				3 increments (1.5") ^a	6 increments (6") ^b			
TB	3100	3	TB 990' Elevation G/A	18	0	18	54	18
BOP in DA	4100	1	Radwaste Processing Building	6	0	22	66	36
	4200	3	Intake Building	6	0			
	4300	3	Security Building	1	0			
	4400	3	Security Access Facility (SAF)	1	0			
	4500	3	Service Building	1	0			
	4600	3	Maintenance Shop	2	0			
	4700	3	Technical Support Center (TSC)	1	0			
	4800	3	Chemistry and Radiation Protection Facility	3	0			
	4900	3	New Warehouse	1	0			

(a) 1.5" breakdown: three 0.5" increments

(b) 6" breakdown: four 0.5" increments, two 2" increments

Figure A.1 – Volumetric Concrete Sample Locations in Containment Building 977 Foot Elevation



UNDER REACTOR VESSEL - EL. 977'-0"



- 1.5" FLOOR LOCATIONS
- 1.5" WALL LOCATIONS
- 6" FLOOR LOCATIONS
- 6" WALL LOCATIONS

Figure A.2 – Volumetric Concrete Sample Locations in Containment Building 994 Foot Elevation

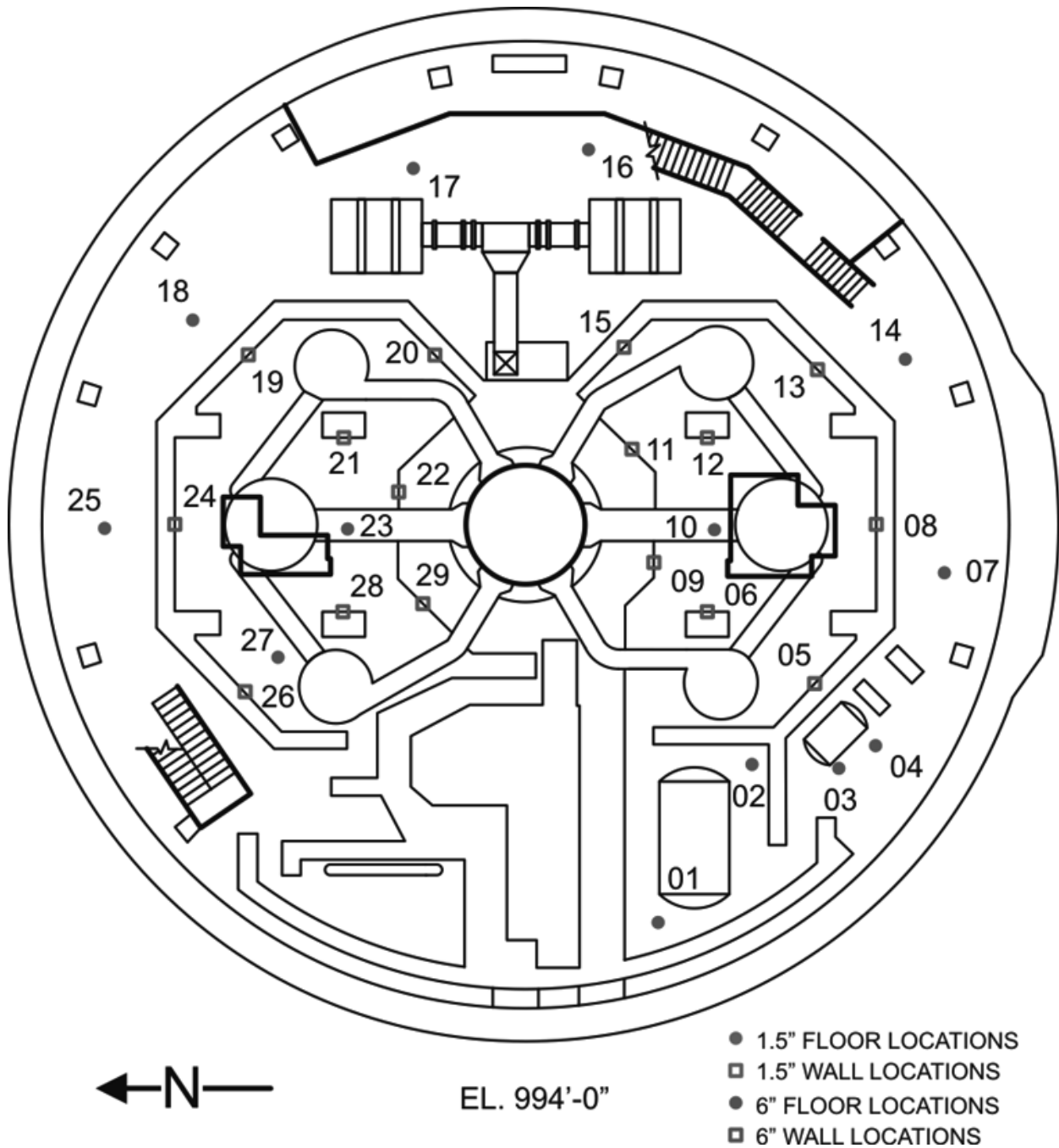


Figure A.3 – Volumetric Concrete Sample Locations in Containment Building 1013 Foot Elevation

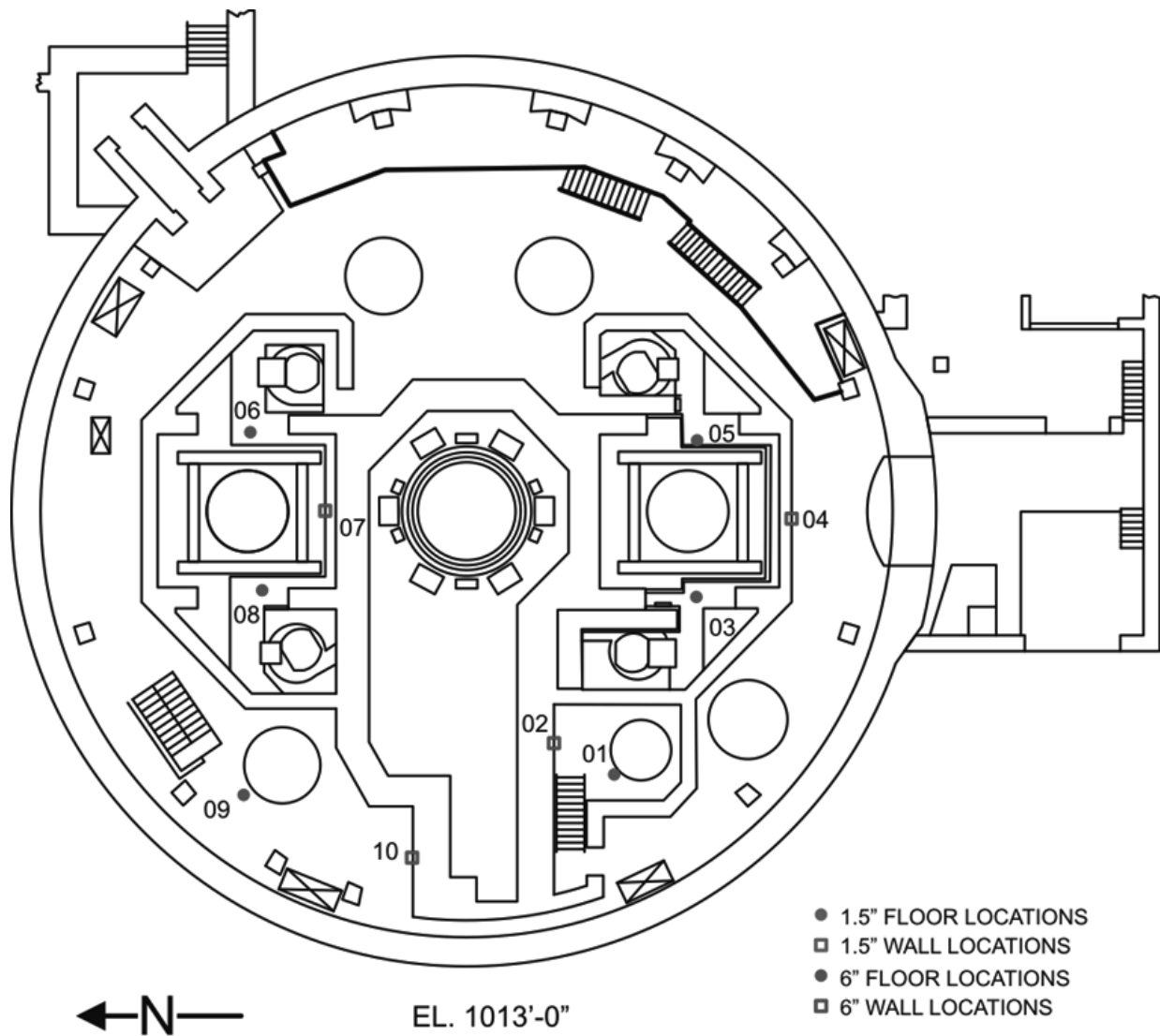


Figure A.4 – Volumetric Concrete Sample Locations in Containment Building 1045 Foot Elevation

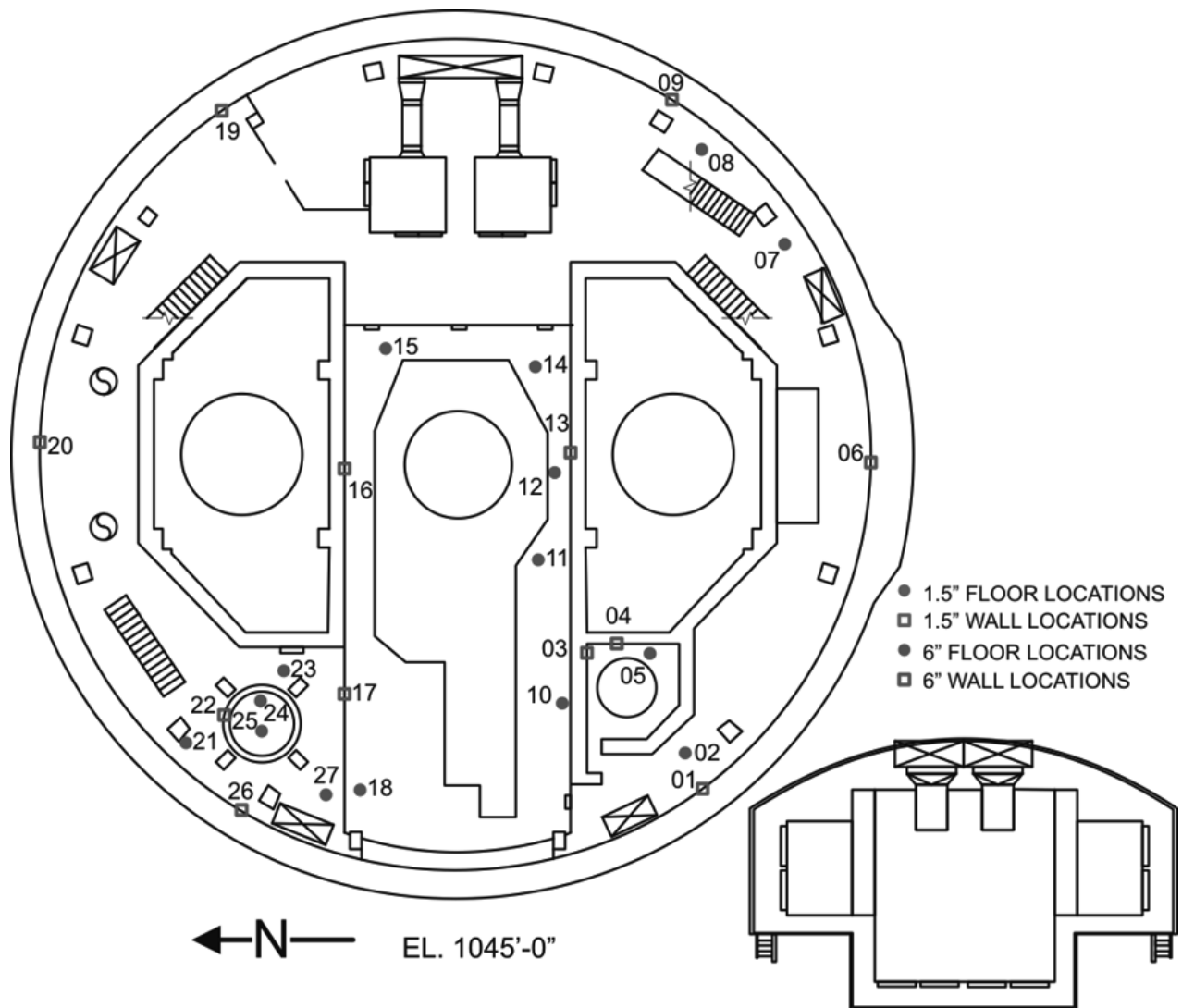
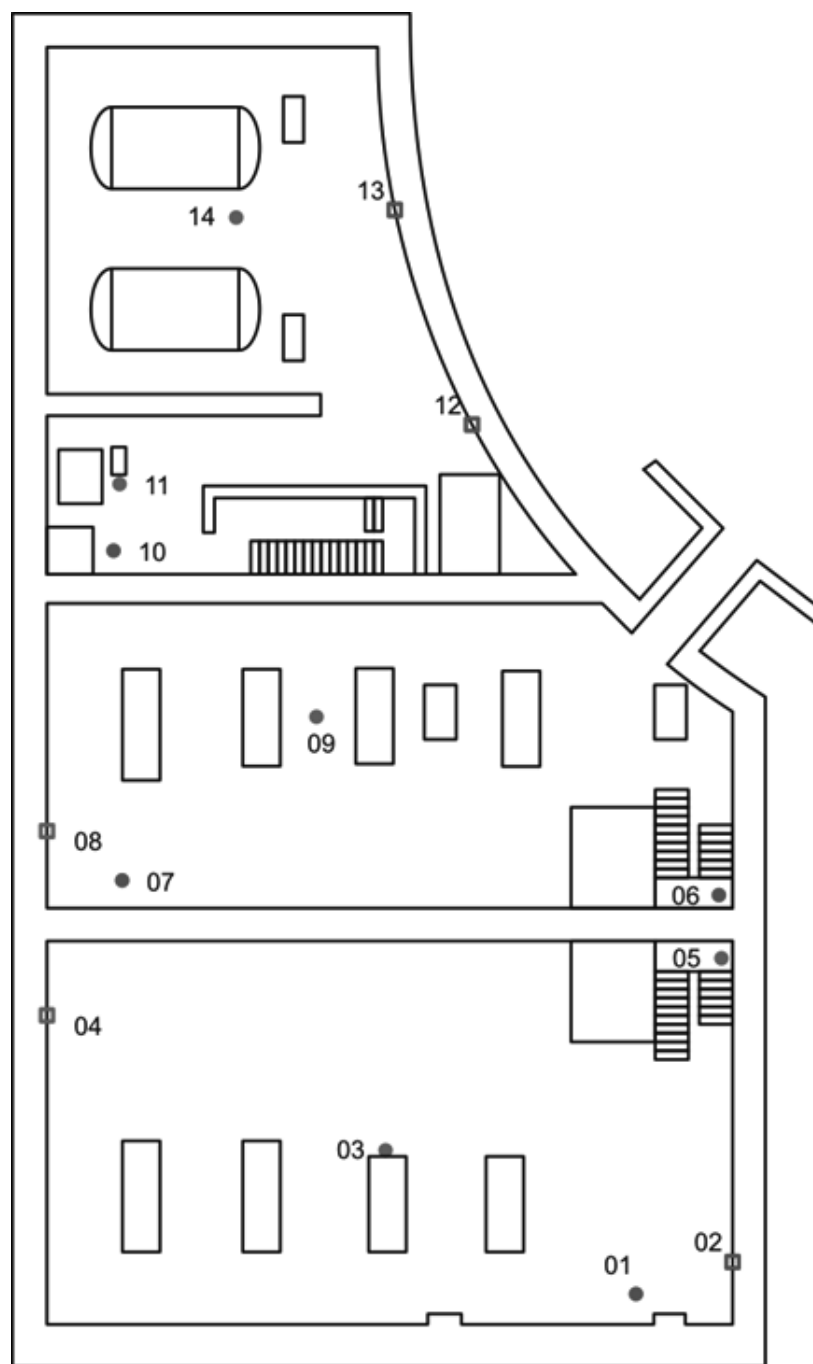


Figure A.5 – Volumetric Concrete Sample Locations in Auxiliary Building 971 Foot Elevation



AUXILIARY BLDG. - EL. 971'-0"



- 1.5" FLOOR LOCATIONS
- 1.5" WALL LOCATIONS
- 6" FLOOR LOCATIONS
- 6" WALL LOCATIONS

Figure A.6 – Volumetric Concrete Sample Locations in Auxiliary Building 989 Foot Elevation

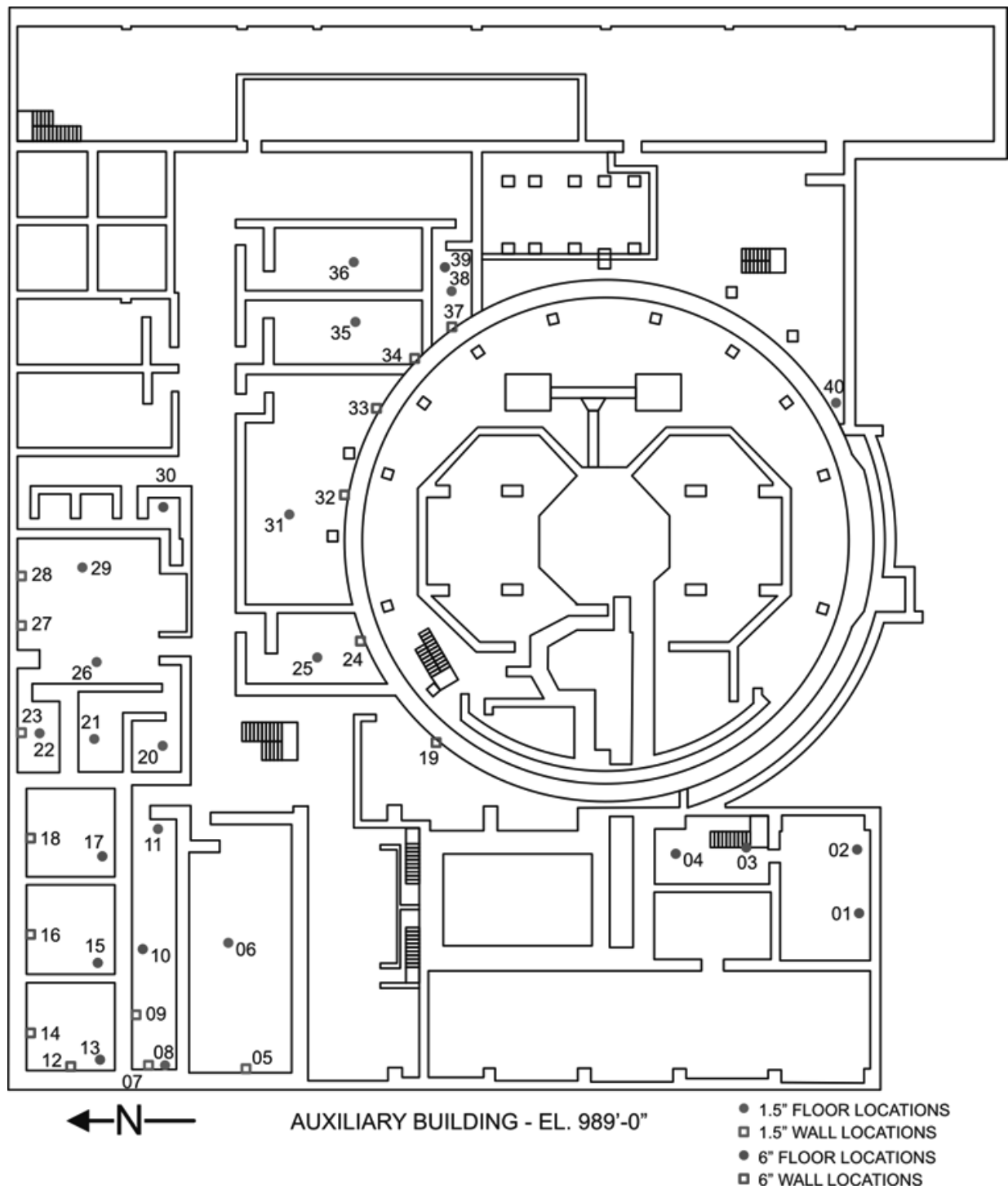


Figure A.7 – Volumetric Concrete Sample Locations in Auxiliary Building 1007 Foot Elevation

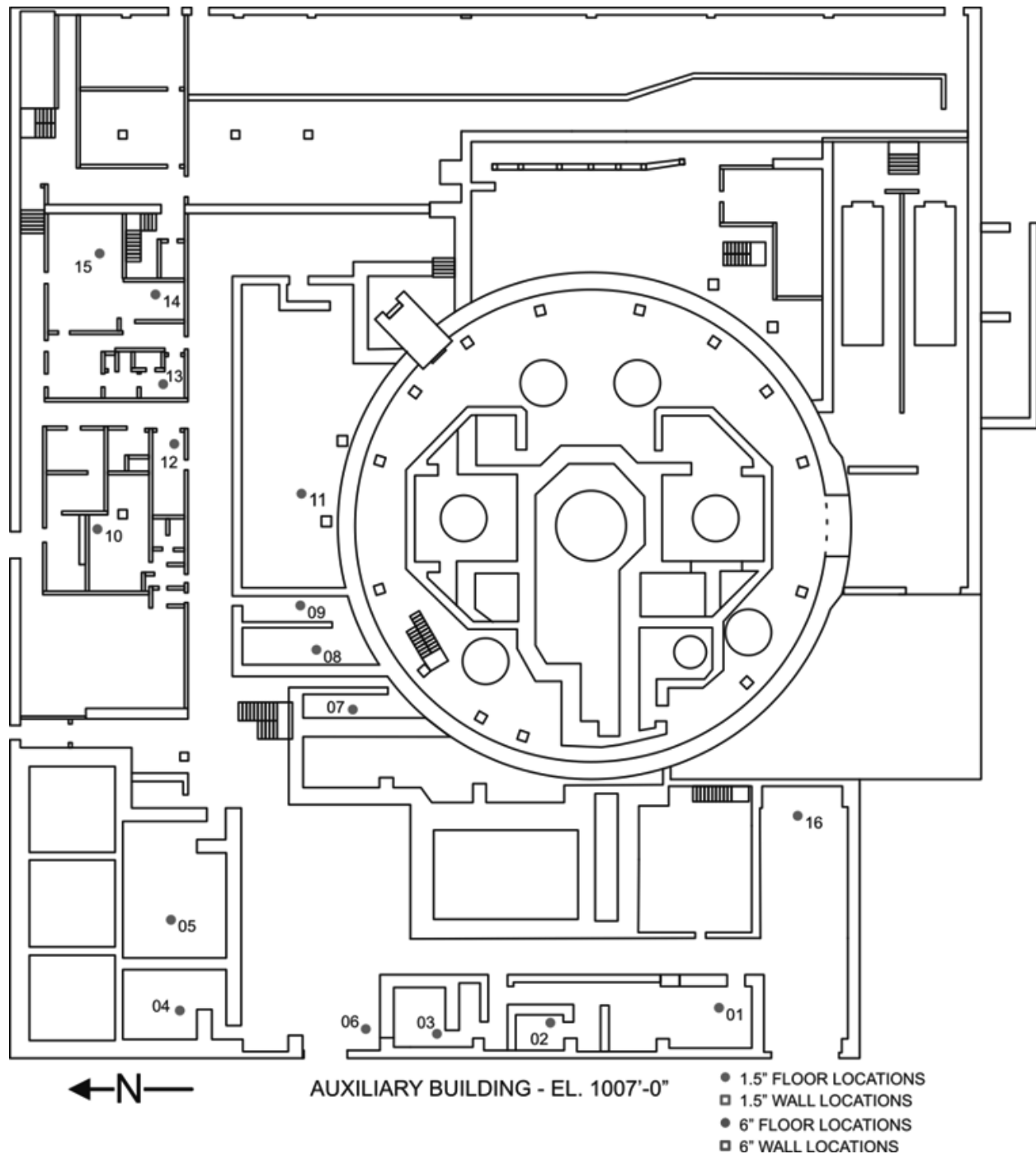


Figure A.8 – Volumetric Concrete Sample Locations in Auxiliary Building 1025 Foot Elevation

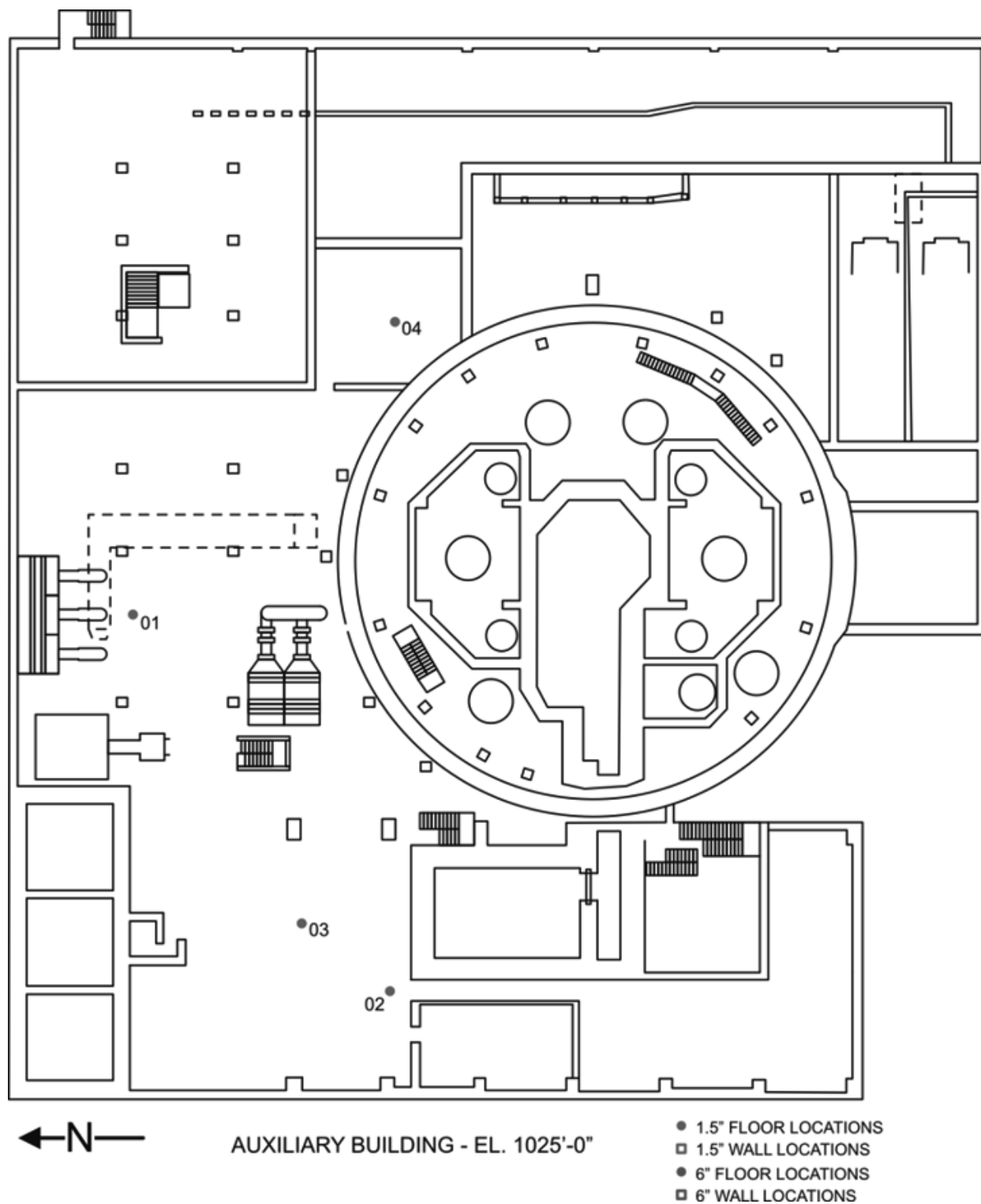


Figure A.9 – Volumetric Concrete Sample Locations in Turbine Building 990 Foot Elevation

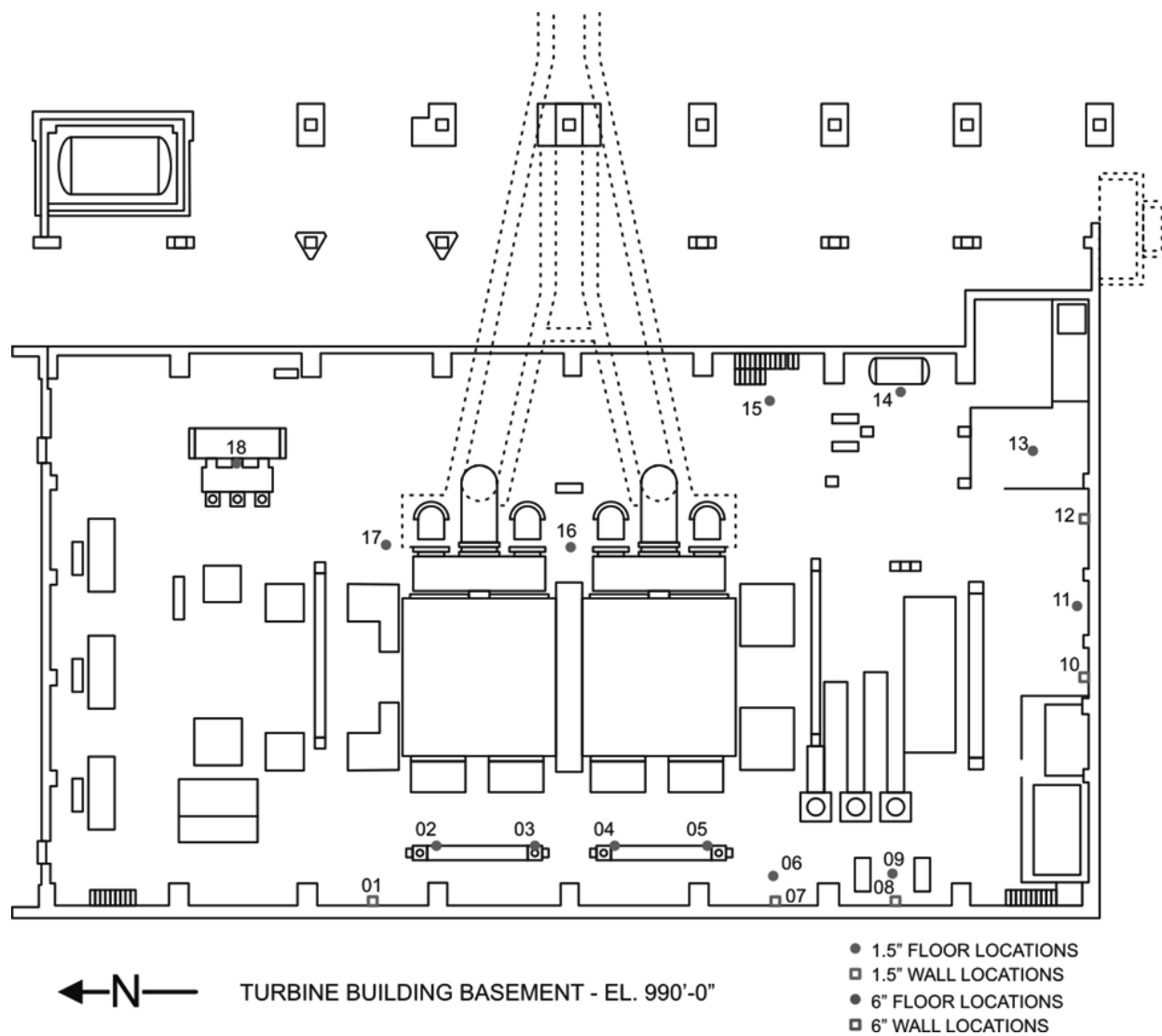


Figure A.10 – Volumetric Concrete Sample Location in New Warehouse

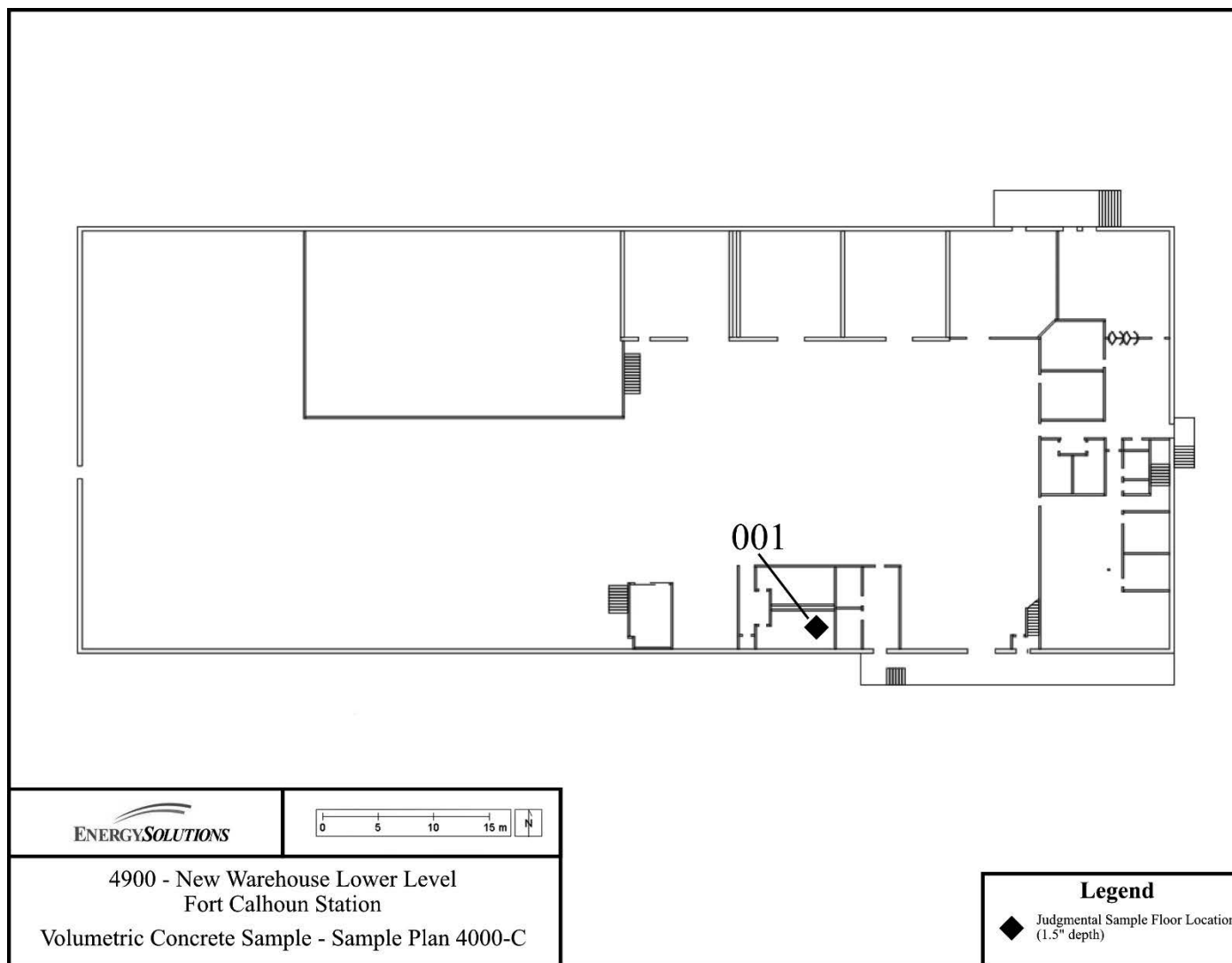


Figure A.11 – Volumetric Concrete Sample Location in Technical Support Center

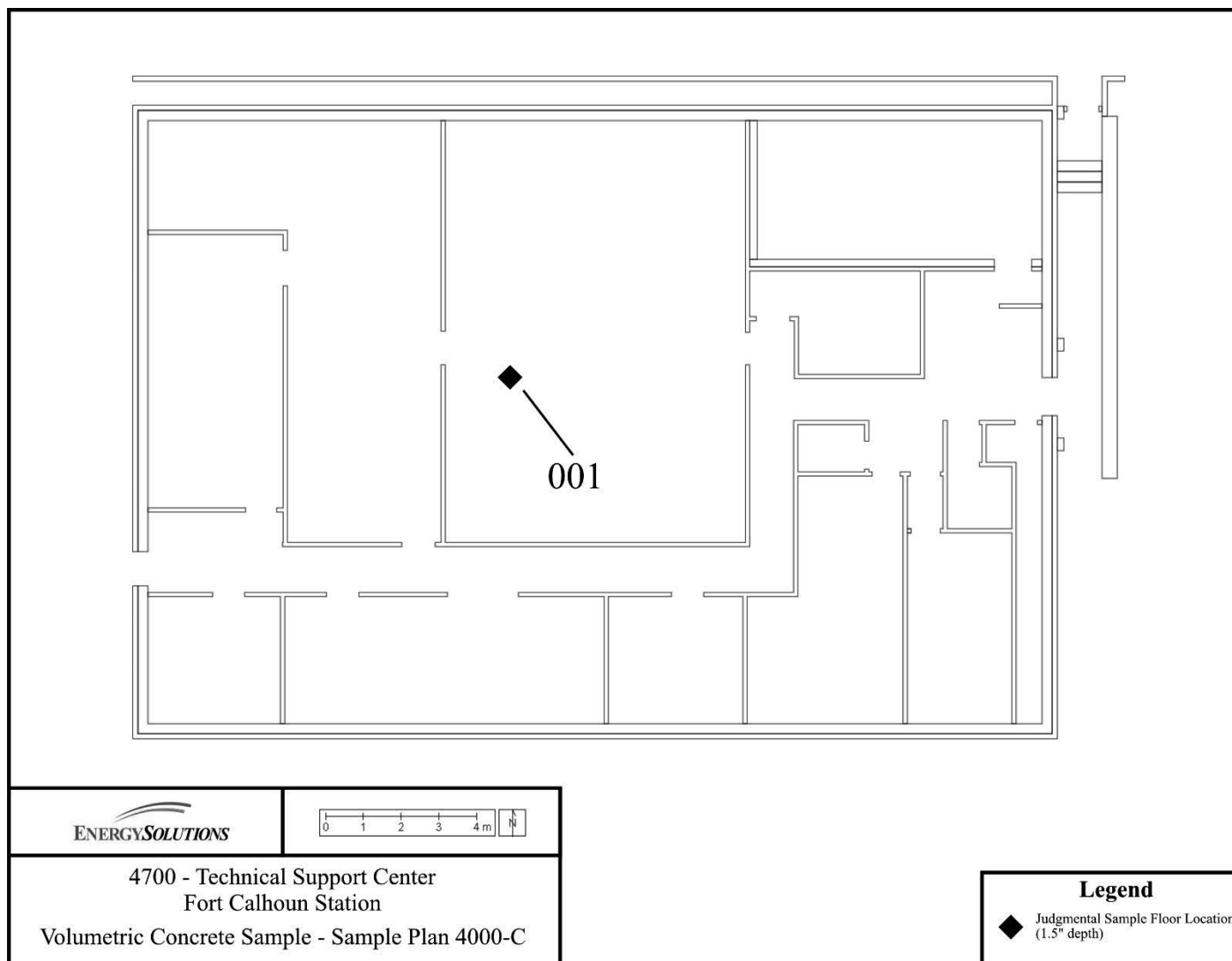


Figure A.12 – Volumetric Concrete Sample Location in Service Building

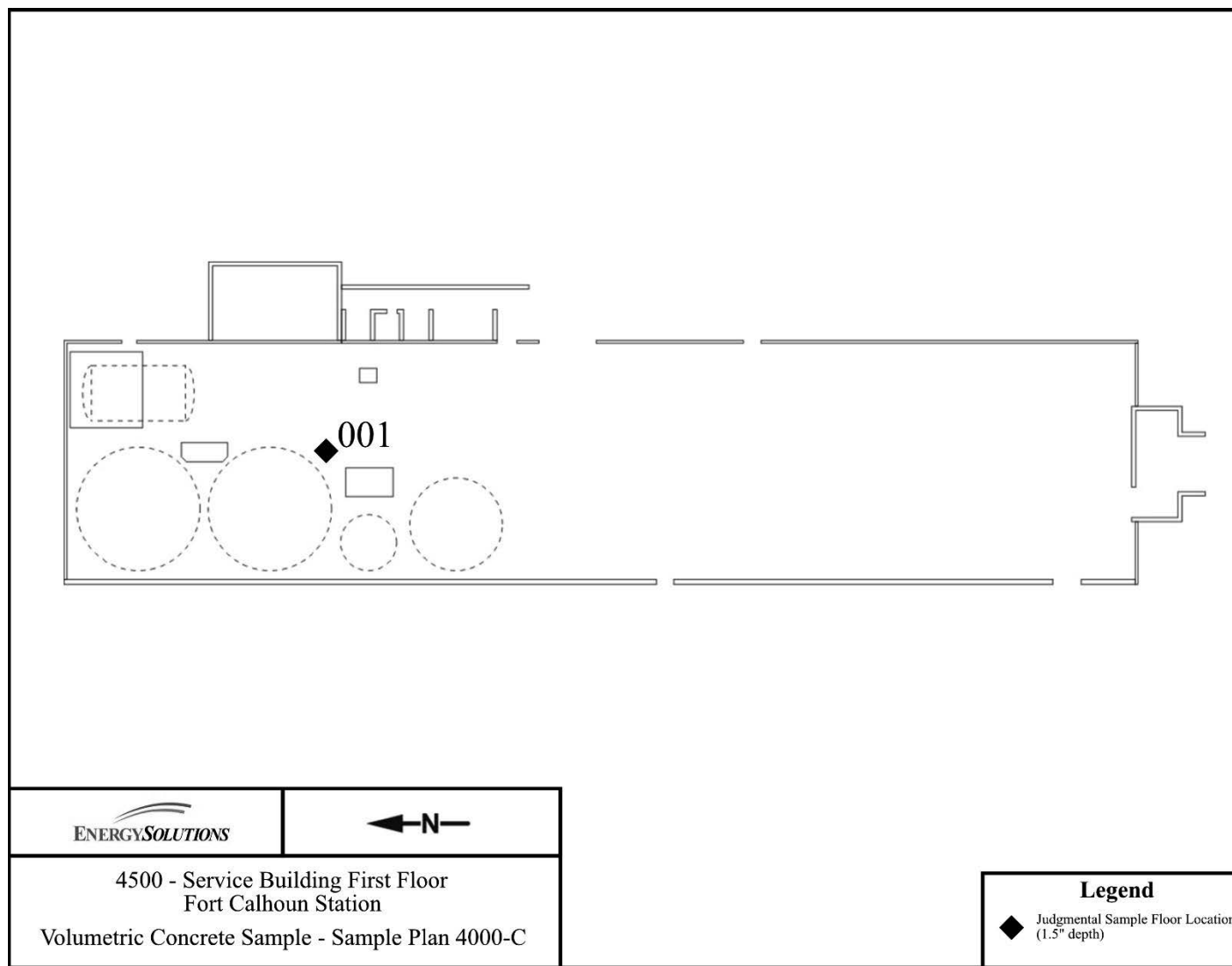


Figure A.13 – Volumetric Concrete Sample Location in Security Access Facility

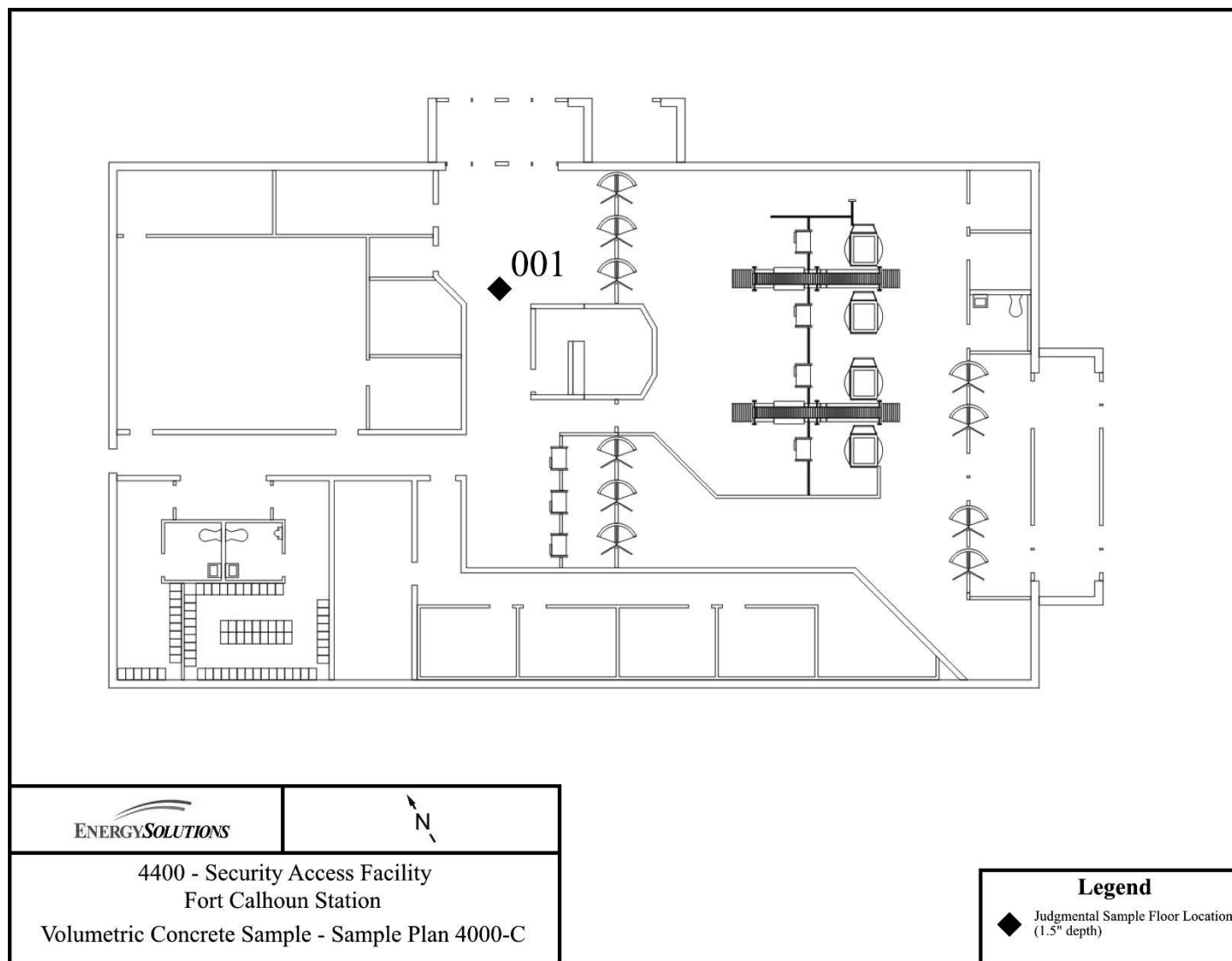


Figure A.14 – Volumetric Concrete Sample Location in Security Building

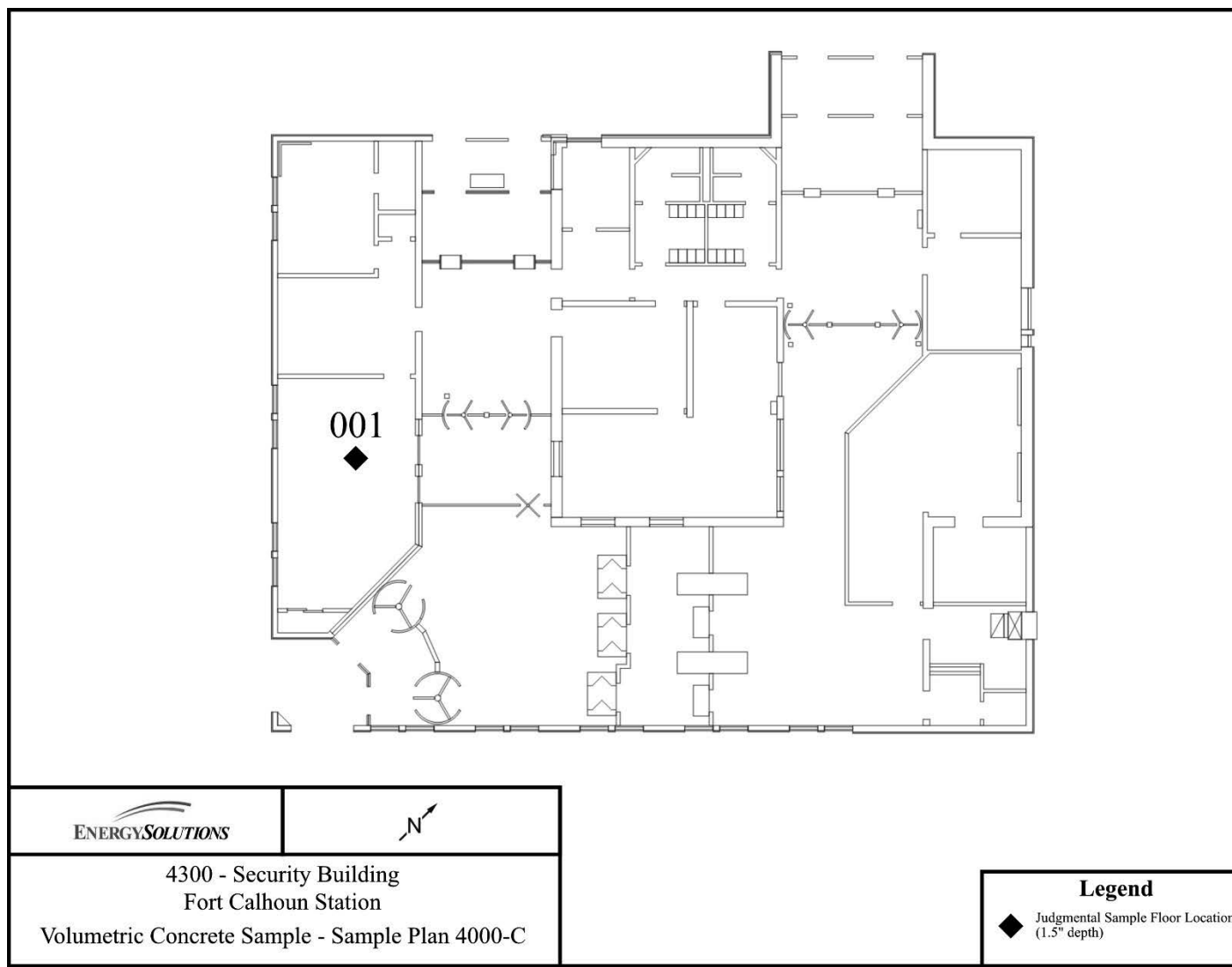


Figure A.15 – Volumetric Concrete Sample Location in Chemistry and Radiation Protection Building

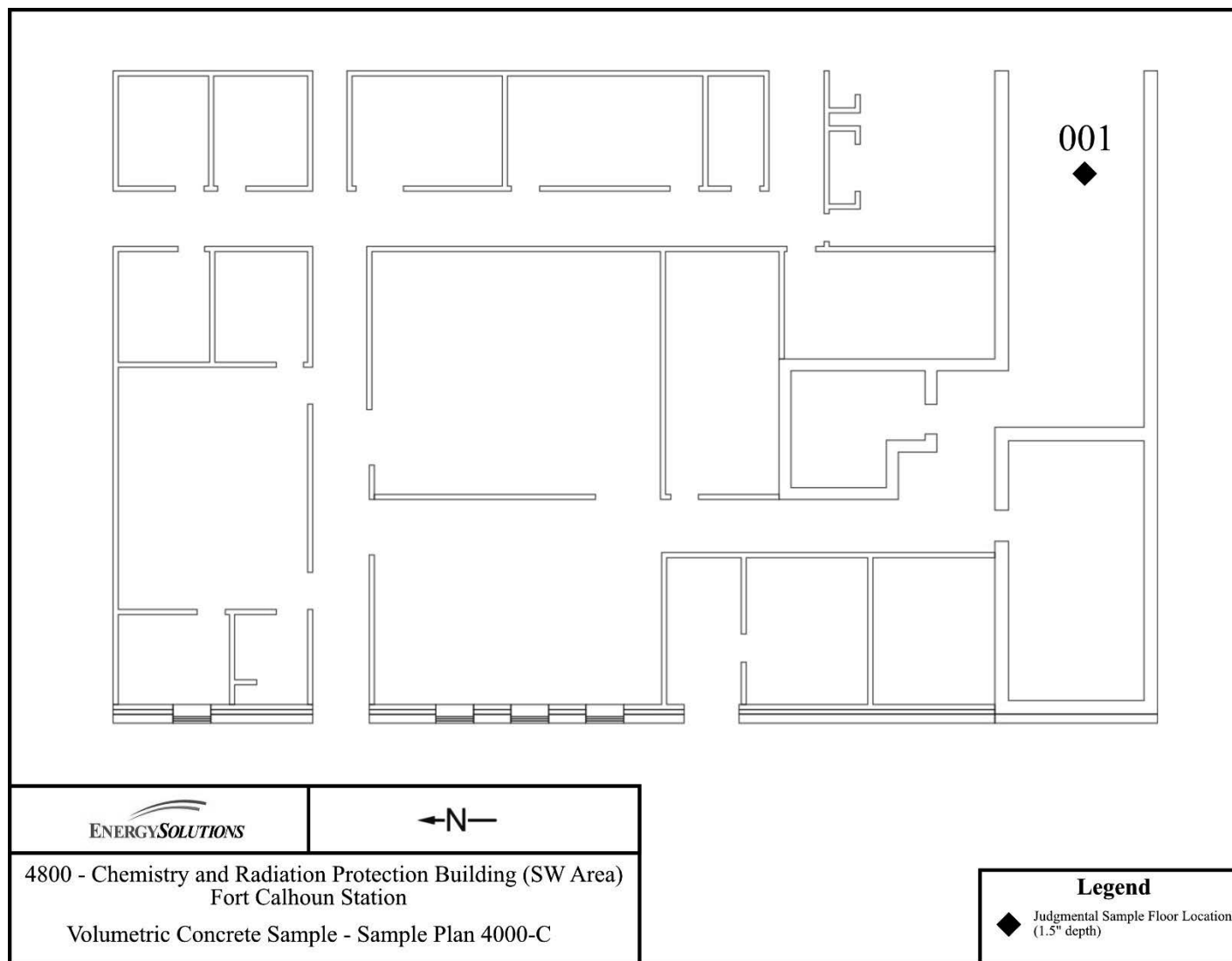


Figure A.16 – Volumetric Concrete Sample Location in Radwaste Building

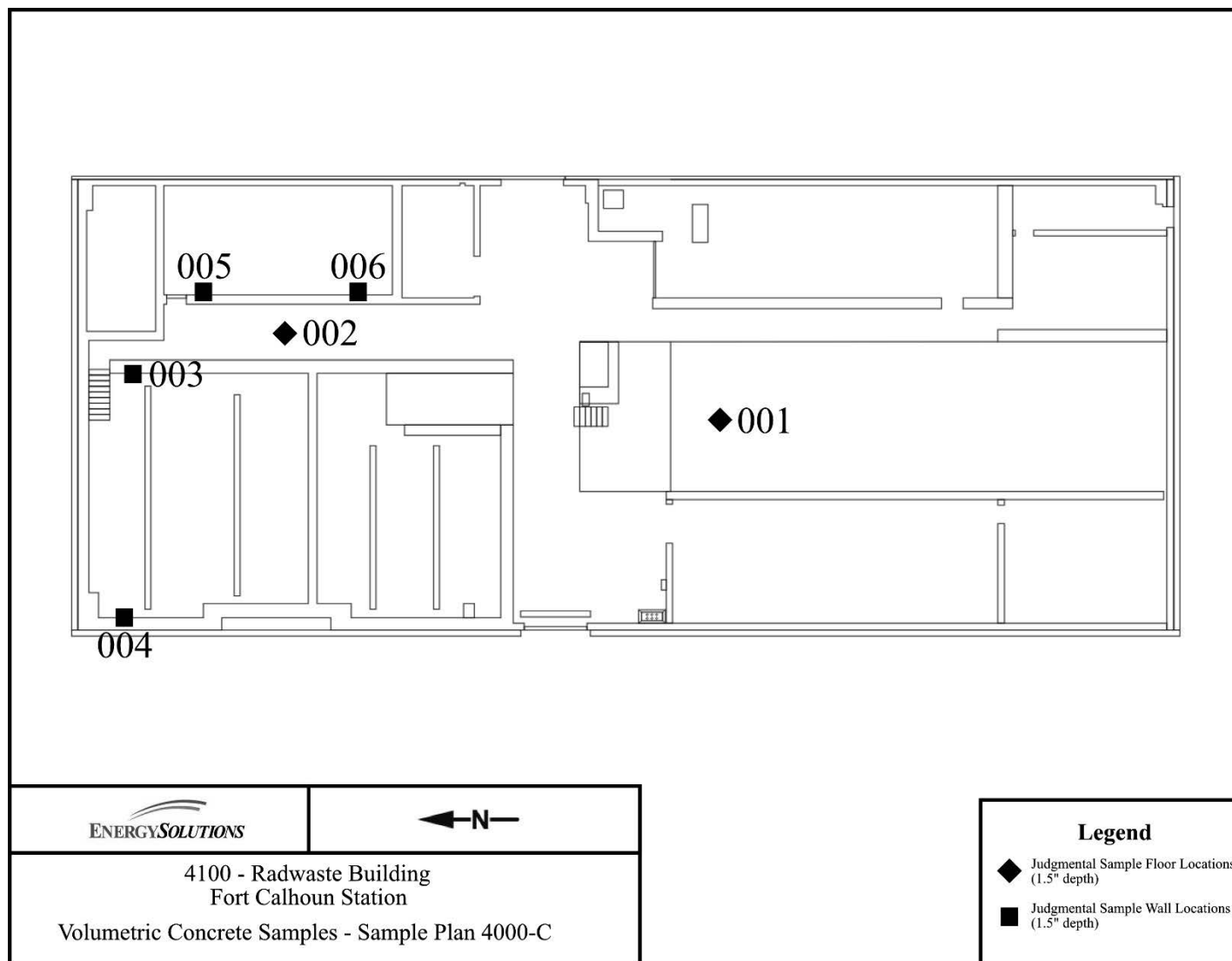


Figure A.17 – Volumetric Concrete Sample Location in Maintenance Shop

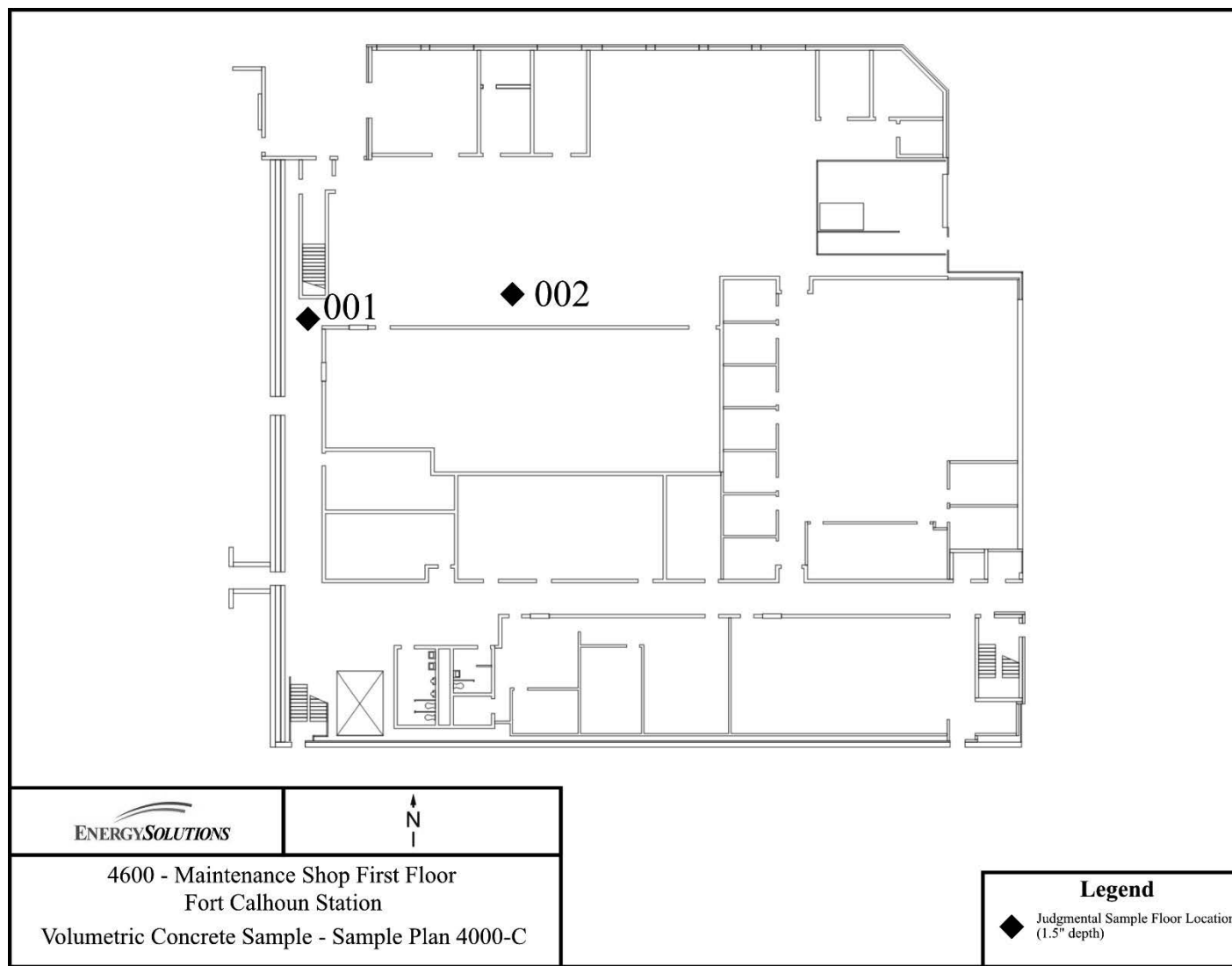


Figure A.18 – Volumetric Concrete Sample Location in Intake Building

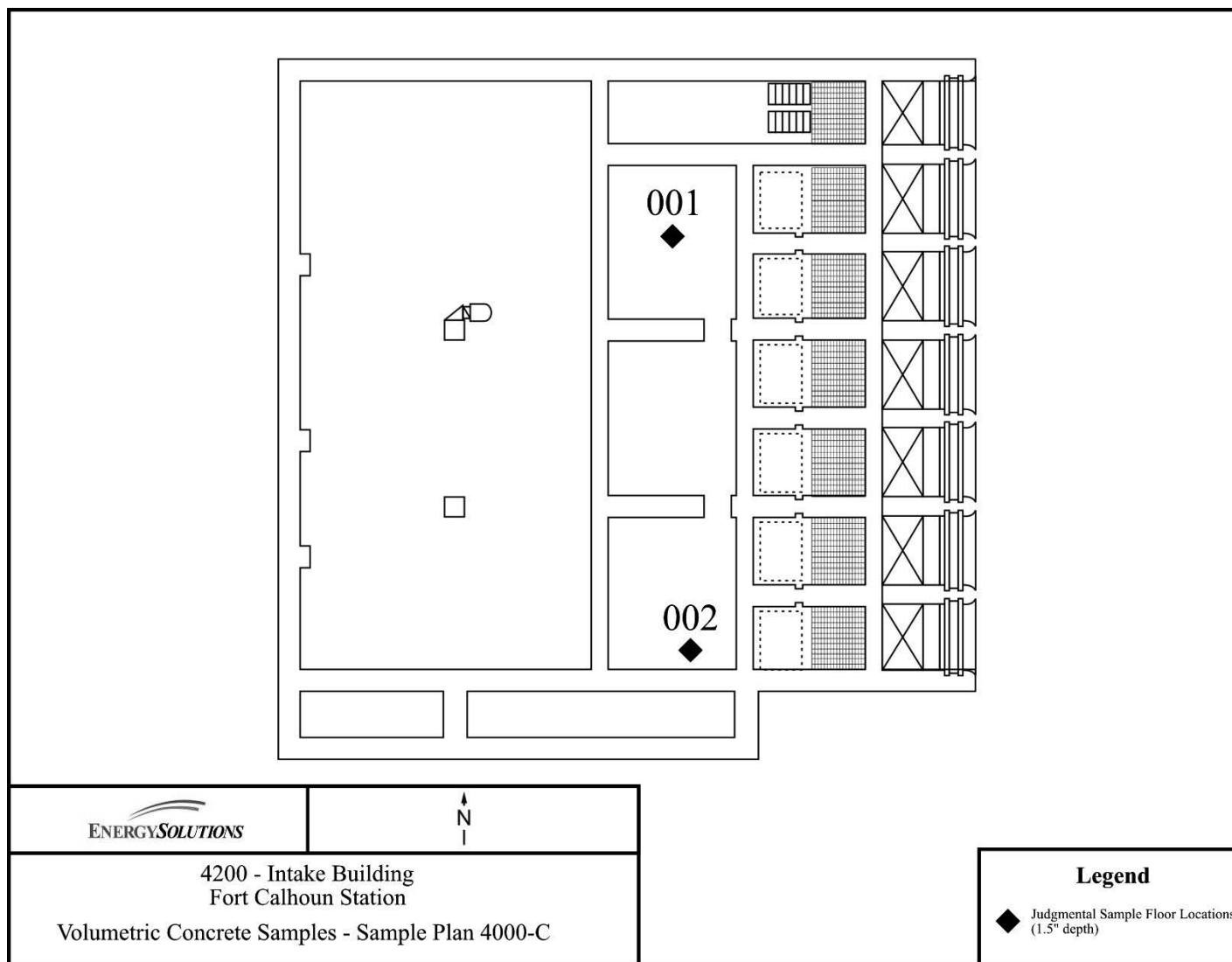


Figure A.19 – Volumetric Concrete Sample Location in Intake Building Basement

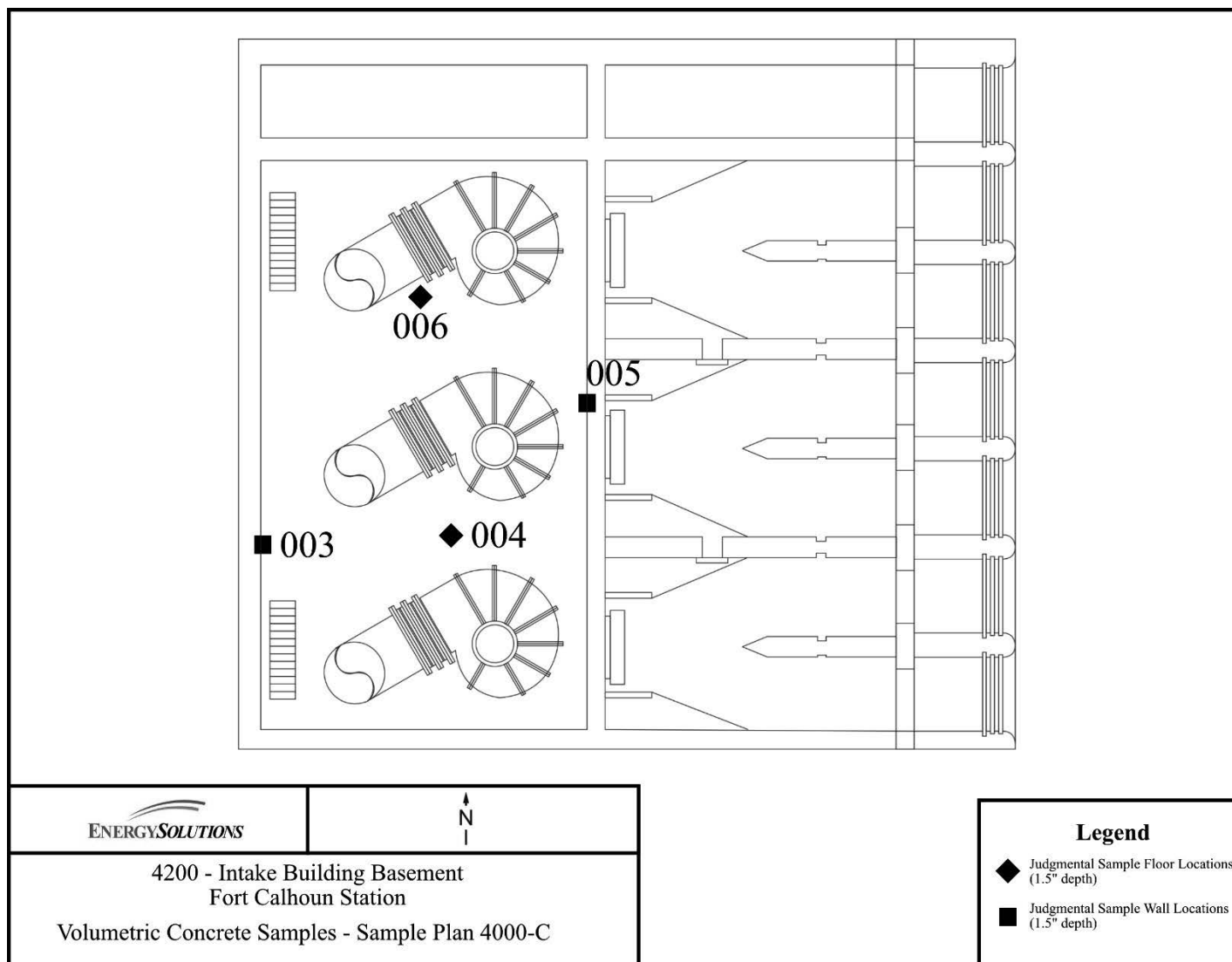


Table A.3 – 1100 Gamma Spectroscopy Results for Concrete Samples

Location 1								
Sample ID	Depth (inches)	Activity (pCi/g)						
		Co-60	Cs-134	Cs-137	Eu-152	Eu-154	Eu-155	Am-241
1100X-1-CJ-FCV1-001	0.0 - 0.5	9.09E+02	8.09E+00	1.49E+03	1.58E+02	4.67E+01	9.27E-01	1.09E+01
1100X-1-CJ-FCV2-001	0.5 - 1.0	4.09E+01	1.86E+00	5.61E+01	1.79E+02	1.40E+01	2.46E+00	0.00E+00
1100X-1-CJ-FCV3-001	1.0 - 1.5	2.56E+01	0.00E+00	2.09E+01	1.55E+02	7.36E+00	2.24E+00	0.00E+00
1100X-1-CJ-FCV4-001	1.5 - 2.0	3.64E+01	1.39E-01	7.42E+01	1.55E+02	8.67E+00	7.70E-01	0.00E+00
1100X-1-CJ-FCV5-001	2.0 - 4.0	1.68E+01	7.91E-01	9.21E+00	1.28E+02	6.94E+00	6.21E-01	0.00E+00
1100X-1-CJ-FCV6-001	4.0 - 6.0	9.54E+00	1.92E-01	8.30E+00	5.79E+01	3.36E+00	7.33E-01	0.00E+00
Location 2								
Sample ID	Depth (inches)	Activity (pCi/g)						
		Co-60	Cs-134	Cs-137	Eu-152	Eu-154	Eu-155	Am-241
1100X-1-CJ-FCV1-002	0.0 - 0.5	8.39E+02	1.07E+02	1.32E+03	4.97E+03	5.03E+02	1.69E+01	0.00E+00
1100X-1-CJ-FCV2-002	0.5 - 1.0	6.58E+02	9.42E+01	1.19E+02	4.94E+03	4.67E+02	3.21E+01	0.00E+00
1100X-1-CJ-FCV3-002	1.0 - 1.5	8.18E+02	1.02E+02	1.46E+02	5.85E+03	5.36E+02	2.34E+01	4.58E-01
1100X-1-CJ-FCV4-002	1.5 - 2.0	8.06E+02	9.73E+01	1.32E+02	6.09E+03	5.30E+02	0.00E+00	0.00E+00
1100X-1-CJ-FCV5-002	2.0 - 4.0	1.04E+03	1.03E+02	1.60E+02	6.79E+03	5.64E+02	6.48E+01	0.00E+00
1100X-1-CJ-FCV6-002	4.0 - 6.0	3.21E+02	3.36E+01	3.39E+01	2.44E+03	1.90E+02	1.98E+01	0.00E+00
Location 3								
Sample ID	Depth (inches)	Activity (pCi/g)						
		Co-60	Cs-134	Cs-137	Eu-152	Eu-154	Eu-155	Am-241
1100X-1-CJ-WCV1-003	0.0 - 0.5	5.18E+02	7.18E+01	9.45E+02	3.36E+03	3.18E+02	2.91E+01	0.00E+00
1100X-1-CJ-WCV2-003	0.5 - 1.0	5.15E+02	7.70E+01	7.64E+01	4.12E+03	3.91E+02	1.00E+02	0.00E+00
1100X-1-CJ-WCV3-003	1.0 - 1.5	6.30E+02	7.70E+01	7.94E+01	5.03E+03	4.30E+02	3.39E+01	0.00E+00
1100X-1-CJ-WCV4-003	1.5 - 2.0	6.06E+02	7.70E+01	6.73E+01	4.39E+03	3.82E+02	3.79E+01	2.46E-01
1100X-1-CJ-WCV5-003	2.0 - 4.0	6.85E+02	8.21E+01	3.45E+01	5.82E+03	4.45E+02	5.61E+01	0.00E+00
1100X-1-CJ-WCV6-003	4.0 - 6.0	5.21E+02	4.61E+01	4.85E+01	4.39E+03	3.03E+02	2.02E+01	0.00E+00
Location 4								
Sample ID	Depth (inches)	Activity (pCi/g)						
		Co-60	Cs-134	Cs-137	Eu-152	Eu-154	Eu-155	Am-241
1100X-1-CJ-WCV1-004	0.0 - 0.5	1.42E+03	9.09E+01	3.82E+03	3.79E+03	3.82E+02	3.01E+01	3.51E+00
1100X-1-CJ-WCV2-004	0.5 - 1.0	7.03E+02	9.42E+01	1.23E+02	5.39E+03	4.91E+02	2.79E+01	0.00E+00
1100X-1-CJ-WCV3-004	1.0 - 1.5	7.09E+02	7.27E+01	7.91E+01	5.00E+03	4.12E+02	3.88E+01	0.00E+00
1100X-1-CJ-WCV4-004	1.5 - 2.0	8.27E+02	9.03E+01	4.03E+01	6.36E+03	4.88E+02	5.15E+01	0.00E+00
1100X-1-CJ-WCV5-004	2.0 - 4.0	7.94E+02	7.39E+01	1.96E+01	6.64E+03	4.67E+02	3.30E+01	0.00E+00
1100X-1-CJ-WCV6-004	4.0 - 6.0	4.88E+02	3.70E+01	4.42E+01	3.67E+03	2.11E+02	0.00E+00	0.00E+00

Location 5								
Sample ID	Depth (inches)	Activity (pCi/g)						
		Co-60	Cs-134	Cs-137	Eu-152	Eu-154	Eu-155	Am-241
1100X-1-CJ-FCV1-005	0.0 - 0.5	7.54E+02	1.08E+02	3.61E+03	4.33E+03	4.27E+02	1.63E+01	0.00E+00
1100X-1-CJ-FCV2-005	0.5 - 1.0	6.24E+02	9.64E+01	2.08E+02	4.36E+03	3.88E+02	3.79E+01	0.00E+00
1100X-1-CJ-FCV3-005	1.0 - 1.5	5.88E+02	8.09E+01	8.48E+01	4.51E+03	3.64E+02	4.21E+01	1.65E+00
1100X-1-CJ-FCV4-005	1.5 - 2.0	5.39E+02	6.79E+01	1.74E+02	4.48E+03	3.48E+02	3.70E+01	0.00E+00
1100X-1-CJ-FCV5-005	2.0 - 4.0	5.70E+02	6.00E+01	5.39E+01	4.85E+03	3.67E+02	2.57E+01	7.36E-01
1100X-1-CJ-FCV6-005	4.0 - 6.0	2.69E+02	2.63E+01	2.63E+01	2.43E+03	1.74E+02	2.10E+01	0.00E+00

(Notes) Bold values indicate positively identified radionuclide concentrations. Negative values in the data were recorded as zero.

Table A.4 – 1100 Summary Statistics

Radionuclide	Min (pCi/g)	Max (pCi/g)	Mean (pCi/g)	Median (pCi/g)	SD (pCi/g)
Co-60	9.54E+00	1.42E+03	5.76E+02	6.15E+02	3.27E+02
Cs-134	0.00E+00	1.08E+02	6.26E+01	7.54E+01	3.72E+01
Cs-137	8.30E+00	3.82E+03	4.37E+02	7.77E+01	9.64E+02
Eu-152	5.79E+01	6.79E+03	3.83E+03	4.39E+03	2.14E+03
Eu-154	3.36E+00	5.64E+02	3.22E+02	3.82E+02	1.83E+02
Eu-155	0.00E+00	1.00E+02	2.68E+01	2.68E+01	2.26E+01
Am-241	0.00E+00	1.09E+01	3.83E+03	0.00E+00	2.07E+00

Table A.5 – 1200 Gamma Spectroscopy Results for Concrete Samples

Location 1								
Sample ID	Depth (inches)	Activity (pCi/g)						
		Co-60	Cs-134	Cs-137	Eu-152	Eu-154	Eu-155	Am-241
1200X-1-CJ-FCV1-001	0.0 - 0.5	4.83E+01	1.13E-01	1.63E+02	2.69E-01	1.51E-02	1.75E-01	0.00E+00
1200X-1-CJ-FCV2-001	0.5 - 1.0	2.50E+00	2.63E-02	1.80E+01	3.53E-01	2.38E-01	5.16E-02	0.00E+00
1200X-1-CJ-FCV3-001	1.0 - 1.5	9.41E-01	0.00E+00	6.90E+00	1.16E-01	0.00E+00	0.00E+00	1.19E-01
1200X-1-CJ-FCV4-001	1.5 - 2.0	1.88E+00	0.00E+00	7.54E+00	0.00E+00	1.07E-02	1.45E-01	0.00E+00
1200X-1-CJ-FCV5-001	2.0 - 4.0	8.96E-01	1.79E-01	2.74E+00	0.00E+00	1.59E-01	1.17E-01	0.00E+00
1200X-1-CJ-FCV6-001	4.0 - 6.0	3.09E-01	1.25E-01	1.22E+00	1.80E-01	1.91E-01	1.23E-01	4.21E-02
Location 2								
Sample ID	Depth (inches)	Activity (pCi/g)						
		Co-60	Cs-134	Cs-137	Eu-152	Eu-154	Eu-155	Am-241
1200X-1-CJ-FCV1-002	0.0 - 0.5	1.20E+02	1.34E+00	5.66E+02	5.23E-01	9.33E-02	0.00E+00	1.96E+00
1200X-1-CJ-FCV2-002	0.5 - 1.0	5.30E+00	1.24E-01	2.04E+01	1.36E-01	0.00E+00	3.96E-01	0.00E+00
1200X-1-CJ-FCV3-002	1.0 - 1.5	3.38E+00	2.26E-01	2.29E+01	1.69E-01	6.46E-02	0.00E+00	3.21E-02
1200X-1-CJ-FCV4-002	1.5 - 2.0	1.59E+00	0.00E+00	6.16E+00	8.71E-02	0.00E+00	1.56E-03	0.00E+00
1200X-1-CJ-FCV5-002	2.0 - 4.0	5.06E-01	1.38E-01	1.71E+00	4.18E-02	0.00E+00	0.00E+00	0.00E+00
1200X-1-CJ-FCV6-002	4.0 - 6.0	2.14E-01	0.00E+00	1.07E+00	0.00E+00	0.00E+00	5.56E-02	0.00E+00
Location 3								
Sample ID	Depth (inches)	Activity (pCi/g)						
		Co-60	Cs-134	Cs-137	Eu-152	Eu-154	Eu-155	Am-241
1200X-1-CJ-FCV1-003	0.0 - 0.5	3.81E+01	6.36E-01	1.16E+03	0.00E+00	2.35E-01	0.00E+00	2.04E+00
1200X-1-CJ-FCV2-003	0.5 - 1.0	6.85E+00	2.13E-01	1.78E+02	5.49E-01	2.03E-01	1.73E-02	4.04E-01
1200X-1-CJ-FCV3-003	1.0 - 1.5	1.68E+01	1.74E-01	2.79E+02	6.41E-01	0.00E+00	2.71E-01	4.84E-01
1200X-1-CJ-FCV4-003	1.5 - 2.0	6.39E+00	2.40E-01	1.20E+02	0.00E+00	0.00E+00	3.43E-01	0.00E+00
1200X-1-CJ-FCV5-003	2.0 - 4.0	9.08E-01	9.11E-02	6.39E+00	2.31E-01	6.54E-02	2.46E-02	0.00E+00
1200X-1-CJ-FCV6-003	4.0 - 6.0	1.94E+00	2.14E-01	1.14E+01	0.00E+00	0.00E+00	4.55E-01	0.00E+00
Location 4								
Sample ID	Depth (inches)	Activity (pCi/g)						
		Co-60	Cs-134	Cs-137	Eu-152	Eu-154	Eu-155	Am-241
1200X-1-CJ-FCV1-004	0.0 - 0.5	1.73E+01	0.00E+00	9.70E+01	3.80E-02	0.00E+00	4.26E-02	0.00E+00
1200X-1-CJ-FCV2-004	0.5 - 1.0	5.96E-01	0.00E+00	2.95E+00	5.14E-02	2.14E-01	4.20E-01	0.00E+00
1200X-1-CJ-FCV3-004	1.0 - 1.5	6.19E-01	2.04E-01	2.86E+00	0.00E+00	0.00E+00	1.02E-01	0.00E+00
1200X-1-CJ-FCV4-004	1.5 - 2.0	1.06E+00	4.63E-02	5.76E+00	0.00E+00	5.95E-02	3.21E-02	0.00E+00
1200X-1-CJ-FCV5-004	2.0 - 4.0	2.18E-01	0.00E+00	9.64E-01	0.00E+00	9.48E-02	0.00E+00	0.00E+00
1200X-1-CJ-FCV6-004	4.0 - 6.0	3.96E-01	2.05E-01	2.93E+00	0.00E+00	1.69E-01	1.64E-01	0.00E+00

Location 5								
Sample ID	Depth (inches)	Activity (pCi/g)						
		Co-60	Cs-134	Cs-137	Eu-152	Eu-154	Eu-155	Am-241
1200X-1-CJ-WCV1-005	0.0 - 0.5	1.90E+00	0.00E+00	1.05E+02	1.66E+00	0.00E+00	3.03E-01	0.00E+00
1200X-1-CJ-WCV2-005	0.5 - 1.0	6.39E-01	0.00E+00	9.36E+00	9.36E-01	7.25E-01	1.76E-01	0.00E+00
1200X-1-CJ-WCV3-005	1.0 - 1.5	3.05E-01	0.00E+00	1.55E+00	7.48E-01	0.00E+00	1.69E-02	0.00E+00
1200X-1-CJ-WCV4-005	1.5 - 2.0	3.85E-01	0.00E+00	2.84E+00	7.31E-01	0.00E+00	0.00E+00	1.44E-01
1200X-1-CJ-WCV5-005	2.0 - 4.0	9.80E-01	0.00E+00	1.29E+01	5.73E-01	0.00E+00	6.01E-02	0.00E+00
1200X-1-CJ-WCV6-005	4.0 - 6.0	2.46E-01	0.00E+00	2.18E+00	1.81E-01	3.45E-01	1.07E-01	0.00E+00
Location 6								
Sample ID	Depth (inches)	Activity (pCi/g)						
		Co-60	Cs-134	Cs-137	Eu-152	Eu-154	Eu-155	Am-241
1200X-1-CJ-WCV1-006	0.0 - 0.5	9.61E-01	0.00E+00	4.56E+01	1.91E+00	0.00E+00	0.00E+00	1.66E-01
1200X-1-CJ-WCV2-006	0.5 - 1.0	6.23E-01	0.00E+00	8.23E+00	1.39E+00	0.00E+00	4.93E-01	0.00E+00
1200X-1-CJ-WCV3-006	1.0 - 1.5	4.84E-01	0.00E+00	2.33E+00	2.04E+00	1.13E+00	7.98E-03	1.15E-02
1200X-1-CJ-WCV4-006	1.5 - 2.0	3.94E-01	0.00E+00	1.93E+00	1.49E+00	0.00E+00	0.00E+00	0.00E+00
1200X-1-CJ-WCV5-006	2.0 - 4.0	3.63E-01	1.88E-01	1.46E+00	1.31E+00	8.20E-01	2.14E-01	0.00E+00
1200X-1-CJ-WCV6-006	4.0 - 6.0	2.10E-01	1.15E-01	4.88E-01	1.20E+00	0.00E+00	6.70E-02	0.00E+00
Location 7								
Sample ID	Depth (inches)	Activity (pCi/g)						
		Co-60	Cs-134	Cs-137	Eu-152	Eu-154	Eu-155	Am-241
1200X-1-CJ-FCV1-007	0.0 - 0.5	8.16E+00	4.71E-02	1.06E+02	7.53E-01	0.00E+00	0.00E+00	0.00E+00
1200X-1-CJ-FCV2-007	0.5 - 1.0	8.39E-01	0.00E+00	5.05E+00	0.00E+00	0.00E+00	4.40E-02	1.98E-02
1200X-1-CJ-FCV3-007	1.0 - 1.5	1.04E+00	2.00E-01	2.60E+00	0.00E+00	8.06E-02	0.00E+00	0.00E+00
1200X-1-CJ-FCV4-007	1.5 - 2.0	2.29E+00	0.00E+00	1.04E+01	1.11E-01	0.00E+00	8.86E-02	0.00E+00
1200X-1-CJ-FCV5-007	2.0 - 4.0	2.98E-01	2.38E-02	2.08E+00	1.61E-01	0.00E+00	0.00E+00	0.00E+00
1200X-1-CJ-FCV6-007	4.0 - 6.0	3.01E-01	3.20E-01	1.45E+00	0.00E+00	0.00E+00	2.04E-01	2.50E-02
Location 8								
Sample ID	Depth (inches)	Activity (pCi/g)						
		Co-60	Cs-134	Cs-137	Eu-152	Eu-154	Eu-155	Am-241
1200X-1-CJ-WCV1-008	0.0 - 0.5	2.55E+00	1.28E-01	1.56E+01	1.07E+00	0.00E+00	6.24E-01	0.00E+00
1200X-1-CJ-WCV2-008	0.5 - 1.0	4.65E-01	0.00E+00	1.39E+00	1.13E+00	0.00E+00	2.18E-01	0.00E+00
1200X-1-CJ-WCV3-008	1.0 - 1.5	4.50E-01	0.00E+00	1.41E+00	1.64E+00	0.00E+00	2.96E-01	0.00E+00
1200X-1-CJ-WCV4-008	1.5 - 2.0	3.39E-01	0.00E+00	1.90E+00	1.51E+00	0.00E+00	0.00E+00	0.00E+00
1200X-1-CJ-WCV5-008	2.0 - 4.0	4.38E-01	0.00E+00	1.90E+00	1.35E+00	0.00E+00	0.00E+00	0.00E+00
1200X-1-CJ-WCV6-008	4.0 - 6.0	3.33E-01	0.00E+00	1.12E+00	8.13E-01	0.00E+00	7.05E-02	0.00E+00

Location 9								
Sample ID	Depth (inches)	Activity (pCi/g)						
		Co-60	Cs-134	Cs-137	Eu-152	Eu-154	Eu-155	Am-241
1200X-1-CJ-WCV1-009	0.0 - 0.5	1.05E+00	0.00E+00	3.00E+02	2.25E+00	0.00E+00	0.00E+00	0.00E+00
1200X-1-CJ-WCV2-009	0.5 - 1.0	1.99E-01	0.00E+00	3.04E+01	1.89E+00	0.00E+00	9.16E-02	0.00E+00
1200X-1-CJ-WCV3-009	1.0 - 1.5	3.69E-01	0.00E+00	4.04E+00	1.91E+00	0.00E+00	0.00E+00	0.00E+00
1200X-1-CJ-WCV4-009	1.5 - 2.0	4.25E-01	0.00E+00	1.68E+01	1.58E+00	0.00E+00	3.38E-01	0.00E+00
1200X-1-CJ-WCV5-009	2.0 - 4.0	5.08E-01	0.00E+00	5.88E+00	1.59E+00	1.45E+00	0.00E+00	0.00E+00
1200X-1-CJ-WCV6-009	4.0 - 6.0	3.16E-01	1.38E-01	4.03E+00	1.34E+00	1.08E+00	2.00E-01	5.80E-02
Location 10								
Sample ID	Depth (inches)	Activity (pCi/g)						
		Co-60	Cs-134	Cs-137	Eu-152	Eu-154	Eu-155	Am-241
1200X-1-CJ-FCV1-010	0.0 - 0.5	1.31E+01	8.21E-01	3.74E+02	1.71E+00	7.04E-02	0.00E+00	0.00E+00
1200X-1-CJ-FCV2-010	0.5 - 1.0	1.10E+02	6.49E+00	6.81E+03	0.00E+00	3.96E+00	5.61E+00	2.13E+00
1200X-1-CJ-FCV3-010	1.0 - 1.5	2.38E+00	0.00E+00	2.04E+02	1.14E+00	0.00E+00	0.00E+00	1.21E-01
1200X-1-CJ-FCV4-010	1.5 - 2.0	9.13E-01	3.73E-01	5.41E+01	2.11E+00	0.00E+00	4.74E-02	0.00E+00
1200X-1-CJ-FCV5-010	2.0 - 4.0	1.53E+00	4.66E-01	6.00E+01	2.05E+00	0.00E+00	6.89E-01	1.76E-01
1200X-1-CJ-FCV6-010	4.0 - 6.0	4.91E-01	0.00E+00	2.65E+01	1.74E+00	0.00E+00	0.00E+00	0.00E+00
Location 11								
Sample ID	Depth (inches)	Activity (pCi/g)						
		Co-60	Cs-134	Cs-137	Eu-152	Eu-154	Eu-155	Am-241
1200X-1-CJ-WCV1-011	0.0 - 0.5	5.54E-01	0.00E+00	1.10E+02	2.14E+00	0.00E+00	3.84E-01	0.00E+00
1200X-1-CJ-WCV2-011	0.5 - 1.0	3.23E-01	0.00E+00	1.70E+00	1.94E+00	0.00E+00	0.00E+00	0.00E+00
1200X-1-CJ-WCV3-011	1.0 - 1.5	3.63E-01	0.00E+00	1.76E+00	1.91E+00	1.63E+00	2.33E-02	0.00E+00
1200X-1-CJ-WCV4-011	1.5 - 2.0	4.50E-01	0.00E+00	2.29E+00	1.99E+00	1.53E+00	2.19E-01	0.00E+00
1200X-1-CJ-WCV5-011	2.0 - 4.0	6.01E-01	1.17E-01	1.50E+00	1.70E+00	0.00E+00	2.44E-01	0.00E+00
1200X-1-CJ-WCV6-011	4.0 - 6.0	3.24E-01	0.00E+00	1.20E+00	8.16E-01	0.00E+00	0.00E+00	0.00E+00
Location 12								
Sample ID	Depth (inches)	Activity (pCi/g)						
		Co-60	Cs-134	Cs-137	Eu-152	Eu-154	Eu-155	Am-241
1200X-1-CJ-WCV1-012	0.0 - 0.5	8.69E-01	0.00E+00	6.28E+01	2.71E+00	0.00E+00	4.43E-01	0.00E+00
1200X-1-CJ-WCV2-012	0.5 - 1.0	6.23E-01	0.00E+00	2.33E+00	2.48E+00	0.00E+00	2.35E-01	0.00E+00
1200X-1-CJ-WCV3-012	1.0 - 1.5	4.39E-01	0.00E+00	1.75E+00	2.64E+00	0.00E+00	3.14E-01	0.00E+00
1200X-1-CJ-WCV4-012	1.5 - 2.0	6.44E-01	0.00E+00	3.91E+00	2.25E+00	0.00E+00	1.11E-01	5.05E-02
1200X-1-CJ-WCV5-012	2.0 - 4.0	8.16E-01	4.99E-01	5.34E+00	2.44E+00	0.00E+00	2.19E-02	2.14E-01

Location 13								
Sample ID	Depth (inches)	Activity (pCi/g)						
		Co-60	Cs-134	Cs-137	Eu-152	Eu-154	Eu-155	Am-241
1200X-1-CJ-WCV1-013	0.0 - 0.5	1.33E+00	0.00E+00	1.99E+01	1.05E+00	0.00E+00	0.00E+00	0.00E+00
1200X-1-CJ-WCV2-013	0.5 - 1.0	2.46E-01	0.00E+00	1.03E+00	1.25E+00	1.00E+00	2.21E-01	0.00E+00
1200X-1-CJ-WCV3-013	1.0 - 1.5	3.64E-01	3.89E-02	1.88E+00	8.91E-01	0.00E+00	1.28E-01	0.00E+00
1200X-1-CJ-WCV4-013	1.5 - 2.0	4.23E-01	3.83E-02	2.33E+00	9.04E-01	7.50E-01	1.38E-01	0.00E+00
1200X-1-CJ-WCV5-013	2.0 - 4.0	2.19E-01	1.31E-02	1.80E+00	9.93E-01	6.91E-01	2.74E-01	0.00E+00
1200X-1-CJ-WCV6-013	4.0 - 6.0	2.38E-01	0.00E+00	1.59E+00	8.06E-01	0.00E+00	1.14E-01	0.00E+00
Location 14								
Sample ID	Depth (inches)	Activity (pCi/g)						
		Co-60	Cs-134	Cs-137	Eu-152	Eu-154	Eu-155	Am-241
1200X-1-CJ-FCV1-014	0.0 - 0.5	2.68E+01	4.08E-01	9.31E+01	7.78E-02	0.00E+00	6.43E-01	0.00E+00
1200X-1-CJ-FCV2-014	0.5 - 1.0	7.96E-01	2.01E-01	3.03E+00	0.00E+00	4.39E-02	0.00E+00	2.96E-02
1200X-1-CJ-FCV3-014	1.0 - 1.5	5.79E-01	9.35E-02	1.20E+00	1.25E-01	4.34E-02	1.14E-01	0.00E+00
1200X-1-CJ-FCV4-014	1.5 - 2.0	5.43E-01	9.56E-02	2.28E+00	0.00E+00	0.00E+00	3.09E-02	1.45E-01
1200X-1-CJ-FCV5-014	2.0 - 4.0	2.73E-01	0.00E+00	8.45E-01	0.00E+00	4.83E-02	0.00E+00	0.00E+00
1200X-1-CJ-FCV6-014	4.0 - 6.0	0.00E+00	7.85E-02	5.98E-01	1.96E-02	5.11E-02	0.00E+00	0.00E+00
Location 15								
Sample ID	Depth (inches)	Activity (pCi/g)						
		Co-60	Cs-134	Cs-137	Eu-152	Eu-154	Eu-155	Am-241
1200X-1-CJ-WCV1-015	0.0 - 0.5	5.66E-01	0.00E+00	2.71E+01	1.53E+00	0.00E+00	0.00E+00	0.00E+00
1200X-1-CJ-WCV2-015	0.5 - 1.0	3.38E-01	0.00E+00	1.18E+00	1.70E+00	0.00E+00	2.58E-01	0.00E+00
1200X-1-CJ-WCV3-015	1.0 - 1.5	2.83E-01	0.00E+00	9.66E-01	1.56E+00	1.11E+00	6.66E-02	0.00E+00
1200X-1-CJ-WCV4-015	1.5 - 2.0	4.16E-01	0.00E+00	1.30E+00	1.54E+00	1.17E+00	0.00E+00	0.00E+00
1200X-1-CJ-WCV5-015	2.0 - 4.0	3.34E-01	0.00E+00	1.39E+00	9.15E-01	8.50E-01	7.29E-02	7.43E-02
1200X-1-CJ-WCV6-015	4.0 - 6.0	3.91E-01	0.00E+00	2.50E+00	8.79E-01	0.00E+00	2.16E-01	0.00E+00
Location 16								
Sample ID	Depth (inches)	Activity (pCi/g)						
		Co-60	Cs-134	Cs-137	Eu-152	Eu-154	Eu-155	Am-241
1200X-1-CJ-FCV1-016	0.0 - 0.5	1.31E+00	6.85E-02	1.10E+02	1.39E-01	3.73E-01	0.00E+00	5.54E-02
1200X-1-CJ-FCV2-016	0.5 - 1.0	1.35E-01	0.00E+00	2.14E+00	3.06E-01	1.01E-01	0.00E+00	0.00E+00
1200X-1-CJ-FCV3-016	1.0 - 1.5	2.04E-01	1.90E-01	2.45E+01	1.51E-01	5.15E-03	1.39E-01	1.15E-01
1200X-1-CJ-FCV4-016	1.5 - 2.0	2.56E-01	0.00E+00	1.29E+01	2.55E-01	3.14E-01	0.00E+00	0.00E+00
1200X-1-CJ-FCV5-016	2.0 - 4.0	1.74E-01	0.00E+00	5.53E-01	1.74E-01	9.68E-02	1.46E-01	0.00E+00
1200X-1-CJ-FCV6-016	4.0 - 6.0	2.58E-01	0.00E+00	1.69E+00	0.00E+00	0.00E+00	6.59E-02	3.09E-02

Location 17								
Sample ID	Depth (inches)	Activity (pCi/g)						
		Co-60	Cs-134	Cs-137	Eu-152	Eu-154	Eu-155	Am-241
1200X-1-CJ-FCV1-017	0.0 - 0.5	8.28E-01	3.01E-01	2.99E+01	8.31E-01	3.66E-01	5.56E-02	0.00E+00
1200X-1-CJ-FCV2-017	0.5 - 1.0	2.41E-01	7.28E-02	7.09E+00	2.36E-01	1.54E-01	1.04E-01	0.00E+00
1200X-1-CJ-FCV3-017	1.0 - 1.5	1.88E+00	0.00E+00	1.79E+02	2.68E-02	0.00E+00	3.46E-01	0.00E+00
1200X-1-CJ-FCV4-017	1.5 - 2.0	3.85E-01	0.00E+00	1.07E+01	3.54E-01	3.16E-02	0.00E+00	4.43E-02
1200X-1-CJ-FCV5-017	2.0 - 4.0	2.01E-01	1.79E-01	5.19E+00	1.41E-01	0.00E+00	0.00E+00	0.00E+00
1200X-1-CJ-FCV6-017	4.0 - 6.0	3.66E-01	0.00E+00	7.06E+00	1.33E-01	0.00E+00	0.00E+00	0.00E+00
Location 18								
Sample ID	Depth (inches)	Activity (pCi/g)						
		Co-60	Cs-134	Cs-137	Eu-152	Eu-154	Eu-155	Am-241
1200X-1-CJ-FCV1-018	0.0 - 0.5	1.76E+00	0.00E+00	2.65E+02	0.00E+00	6.36E-01	5.06E-01	0.00E+00
1200X-1-CJ-FCV2-018	0.5 - 1.0	1.35E+00	0.00E+00	1.08E+01	1.06E-01	1.69E-02	3.26E-02	0.00E+00
1200X-1-CJ-FCV3-018	1.0 - 1.5	9.74E-01	9.44E-02	9.15E+00	6.54E-03	0.00E+00	1.06E-01	2.73E-02
1200X-1-CJ-FCV4-018	1.5 - 2.0	2.16E-01	0.00E+00	3.66E+00	0.00E+00	0.00E+00	3.13E-01	0.00E+00
1200X-1-CJ-FCV5-018	2.0 - 4.0	9.74E-02	0.00E+00	2.10E+00	0.00E+00	0.00E+00	0.00E+00	0.00E+00
1200X-1-CJ-FCV6-018	4.0 - 6.0	1.35E-01	0.00E+00	1.49E+00	7.54E-02	3.64E-02	2.23E-01	0.00E+00
Location 19								
Sample ID	Depth (inches)	Activity (pCi/g)						
		Co-60	Cs-134	Cs-137	Eu-152	Eu-154	Eu-155	Am-241
1200X-1-CJ-FCV1-019	0.0 - 0.5	6.63E-01	3.89E-01	3.08E+01	1.13E+00	6.66E-01	5.71E-01	0.00E+00
1200X-1-CJ-FCV2-019	0.5 - 1.0	2.20E-01	1.60E-01	2.80E+00	1.02E+00	5.03E-01	0.00E+00	0.00E+00
1200X-1-CJ-FCV3-019	1.0 - 1.5	3.20E-01	0.00E+00	1.94E+00	9.23E-01	6.10E-01	3.16E-01	9.83E-03
1200X-1-CJ-FCV4-019	1.5 - 2.0	3.73E-01	0.00E+00	4.90E+00	9.56E-01	8.48E-01	9.90E-02	0.00E+00
1200X-1-CJ-FCV5-019	2.0 - 4.0	2.00E-01	0.00E+00	1.86E+00	7.93E-01	0.00E+00	1.78E-02	8.36E-02
1200X-1-CJ-FCV6-019	4.0 - 6.0	3.40E-01	2.85E-01	2.96E+00	6.46E-01	4.68E-01	0.00E+00	0.00E+00
Location 20								
Sample ID	Depth (inches)	Activity (pCi/g)						
		Co-60	Cs-134	Cs-137	Eu-152	Eu-154	Eu-155	Am-241
1200X-1-CJ-WCV1-020	0.0 - 0.5	7.48E-01	0.00E+00	3.41E+01	2.39E+00	0.00E+00	0.00E+00	0.00E+00
1200X-1-CJ-WCV2-020	0.5 - 1.0	2.98E-01	0.00E+00	1.08E+00	2.48E+00	0.00E+00	5.60E-01	0.00E+00
1200X-1-CJ-WCV3-020	1.0 - 1.5	5.73E-01	0.00E+00	1.41E+00	2.60E+00	0.00E+00	0.00E+00	0.00E+00
1200X-1-CJ-WCV4-020	1.5 - 2.0	5.29E-01	0.00E+00	3.33E+00	2.28E+00	0.00E+00	0.00E+00	0.00E+00
1200X-1-CJ-WCV5-020	2.0 - 4.0	3.56E-01	1.28E-02	1.04E+00	1.95E+00	0.00E+00	1.04E-01	0.00E+00
1200X-1-CJ-WCV6-020	4.0 - 6.0	1.89E-01	3.04E-02	5.93E-01	1.15E+00	0.00E+00	8.46E-02	0.00E+00

Location 21								
Sample ID	Depth (inches)	Activity (pCi/g)						
		Co-60	Cs-134	Cs-137	Eu-152	Eu-154	Eu-155	Am-241
1200X-1-CJ-WCV1-021	0.0 - 0.5	5.38E-01	0.00E+00	2.04E+01	1.07E+00	0.00E+00	0.00E+00	1.58E-01
1200X-1-CJ-WCV2-021	0.5 - 1.0	4.31E-01	4.26E-01	1.14E+00	1.70E+00	0.00E+00	3.33E-01	0.00E+00
1200X-1-CJ-WCV3-021	1.0 - 1.5	3.51E-01	0.00E+00	1.03E+00	1.49E+00	1.07E+00	5.46E-01	4.38E-02
1200X-1-CJ-WCV4-021	1.5 - 2.0	8.35E-01	5.08E-01	5.73E+01	1.51E+00	0.00E+00	2.05E-01	0.00E+00
1200X-1-CJ-WCV5-021	2.0 - 4.0	4.11E-01	0.00E+00	2.75E+00	1.64E+00	1.04E+00	3.29E-01	0.00E+00
1200X-1-CJ-WCV6-021	4.0 - 6.0	2.58E-01	0.00E+00	2.38E+00	9.96E-01	0.00E+00	3.04E-01	0.00E+00
Location 22								
Sample ID	Depth (inches)	Activity (pCi/g)						
		Co-60	Cs-134	Cs-137	Eu-152	Eu-154	Eu-155	Am-241
1200X-1-CJ-WCV1-022	0.0 - 0.5	4.03E-01	3.51E-01	5.74E+01	1.64E+00	0.00E+00	0.00E+00	0.00E+00
1200X-1-CJ-WCV2-022	0.5 - 1.0	5.34E-01	4.89E-01	4.58E+00	1.44E+00	0.00E+00	3.49E-01	0.00E+00
1200X-1-CJ-WCV3-022	1.0 - 1.5	1.44E-01	3.54E-01	1.65E+00	1.56E+00	1.19E+00	0.00E+00	4.35E-02
1200X-1-CJ-WCV4-022	1.5 - 2.0	4.61E-01	3.33E-01	3.88E+00	1.69E+00	0.00E+00	0.00E+00	0.00E+00
1200X-1-CJ-WCV5-022	2.0 - 4.0	3.54E-01	0.00E+00	8.54E-01	1.24E+00	0.00E+00	3.75E-01	0.00E+00
1200X-1-CJ-WCV6-022	4.0 - 6.0	1.07E-01	0.00E+00	1.18E+00	9.19E-01	0.00E+00	2.56E-01	0.00E+00
Location 23								
Sample ID	Depth (inches)	Activity (pCi/g)						
		Co-60	Cs-134	Cs-137	Eu-152	Eu-154	Eu-155	Am-241
1200X-1-CJ-FCV1-023	0.0 - 0.5	7.84E+01	3.00E+00	6.69E+03	1.15E+00	2.39E+00	0.00E+00	3.06E-01
1200X-1-CJ-FCV2-023	0.5 - 1.0	3.60E+00	5.16E-01	1.55E+02	1.39E+00	0.00E+00	6.65E-04	0.00E+00
1200X-1-CJ-FCV3-023	1.0 - 1.5	6.71E-01	0.00E+00	3.03E+01	1.35E+00	1.00E+00	1.93E-01	0.00E+00
1200X-1-CJ-FCV4-023	1.5 - 2.0	9.55E-01	2.46E-01	3.46E+01	1.78E+00	0.00E+00	0.00E+00	0.00E+00
1200X-1-CJ-FCV5-023	2.0 - 4.0	4.83E-01	1.25E-01	2.56E+01	1.51E+00	1.23E+00	0.00E+00	0.00E+00
1200X-1-CJ-FCV6-023	4.0 - 6.0	2.95E-01	0.00E+00	1.30E+01	8.74E-01	0.00E+00	2.59E-01	0.00E+00
Location 24								
Sample ID	Depth (inches)	Activity (pCi/g)						
		Co-60	Cs-134	Cs-137	Eu-152	Eu-154	Eu-155	Am-241
1200X-1-CJ-WCV1-024	0.0 - 0.5	4.96E+00	6.56E-01	3.64E+02	0.00E+00	0.00E+00	1.10E+00	0.00E+00
1200X-1-CJ-WCV2-024	0.5 - 1.0	2.54E-01	1.04E-01	2.78E+01	1.53E+00	1.08E+00	3.21E-02	0.00E+00
1200X-1-CJ-WCV3-024	1.0 - 1.5	3.83E-01	0.00E+00	1.73E+00	1.21E+00	0.00E+00	2.40E-01	0.00E+00
1200X-1-CJ-WCV4-024	1.5 - 2.0	1.08E+00	2.33E-01	4.71E+01	1.11E+00	4.39E-01	3.38E-01	2.68E-01
1200X-1-CJ-WCV5-024	2.0 - 4.0	2.49E-01	9.71E-02	1.38E+01	1.14E+00	0.00E+00	3.63E-01	5.01E-02
1200X-1-CJ-WCV6-024	4.0 - 6.0	1.44E-01	2.21E-01	1.78E+00	9.74E-01	4.03E-01	1.35E-01	0.00E+00

Location 25								
Sample ID	Depth (inches)	Activity (pCi/g)						
		Co-60	Cs-134	Cs-137	Eu-152	Eu-154	Eu-155	Am-241
1200X-1-CJ-FCV1-025	0.0 - 0.5	9.94E+00	0.00E+00	9.56E+02	2.93E-01	0.00E+00	0.00E+00	0.00E+00
1200X-1-CJ-FCV2-025	0.5 - 1.0	5.41E-01	4.53E-02	1.14E+01	0.00E+00	1.30E-01	1.78E-02	5.61E-02
1200X-1-CJ-FCV3-025	1.0 - 1.5	2.51E+00	3.38E-01	5.66E+01	0.00E+00	1.81E-01	3.43E-01	0.00E+00
1200X-1-CJ-FCV4-025	1.5 - 2.0	6.96E-01	0.00E+00	2.58E+01	4.33E-01	0.00E+00	0.00E+00	0.00E+00
1200X-1-CJ-FCV5-025	2.0 - 4.0	7.20E-02	0.00E+00	1.94E+00	4.34E-01	1.05E-01	6.31E-02	0.00E+00
1200X-1-CJ-FCV6-025	4.0 - 6.0	1.81E-01	0.00E+00	1.88E+00	0.00E+00	0.00E+00	0.00E+00	0.00E+00
Location 26								
Sample ID	Depth (inches)	Activity (pCi/g)						
		Co-60	Cs-134	Cs-137	Eu-152	Eu-154	Eu-155	Am-241
1200X-1-CJ-WCV1-026	0.0 - 0.5	6.74E-01	6.23E-01	2.46E+02	1.06E+00	7.24E-01	0.00E+00	0.00E+00
1200X-1-CJ-WCV2-026	0.5 - 1.0	3.04E-01	2.10E-01	9.48E+00	7.98E-01	4.88E-01	1.88E-01	0.00E+00
1200X-1-CJ-WCV3-026	1.0 - 1.5	5.19E-01	7.33E-02	5.18E+00	5.15E-01	2.39E-01	0.00E+00	0.00E+00
1200X-1-CJ-WCV4-026	1.5 - 2.0	3.83E-01	0.00E+00	6.65E+00	5.00E-01	4.25E-01	0.00E+00	2.64E-02
1200X-1-CJ-WCV5-026	2.0 - 4.0	3.18E-01	0.00E+00	5.60E+00	3.85E-01	0.00E+00	5.93E-02	0.00E+00
1200X-1-CJ-WCV6-026	4.0 - 6.0	2.99E-01	0.00E+00	2.33E+00	5.88E-01	2.33E-01	4.73E-02	0.00E+00
Location 27								
Sample ID	Depth (inches)	Activity (pCi/g)						
		Co-60	Cs-134	Cs-137	Eu-152	Eu-154	Eu-155	Am-241
1200X-1-CJ-FCV1-027	0.0 - 0.5	2.04E+01	3.21E+00	5.13E+03	0.00E+00	0.00E+00	1.25E+00	2.25E+00
1200X-1-CJ-FCV2-027	0.5 - 1.0	4.95E-01	1.43E-01	2.49E+01	1.01E+00	7.43E-01	0.00E+00	0.00E+00
1200X-1-CJ-FCV3-027	1.0 - 1.5	1.51E+00	7.64E-02	1.44E+02	1.35E+00	3.68E-01	1.31E-01	0.00E+00
1200X-1-CJ-FCV4-027	1.5 - 2.0	1.50E+02	2.65E+01	1.71E+04	0.00E+00	3.14E+00	2.70E+00	0.00E+00
1200X-1-CJ-FCV5-027	2.0 - 4.0	7.98E+00	1.08E+00	7.63E+02	0.00E+00	2.24E-01	1.03E+00	0.00E+00
1200X-1-CJ-FCV6-027	4.0 - 6.0	5.41E-01	0.00E+00	1.78E+01	3.43E-01	1.79E-01	0.00E+00	1.20E-02
Location 28								
Sample ID	Depth (inches)	Activity (pCi/g)						
		Co-60	Cs-134	Cs-137	Eu-152	Eu-154	Eu-155	Am-241
1200X-1-CJ-WCV1-028	0.0 - 0.5	7.76E+00	2.56E-01	1.35E+02	1.68E+00	1.49E+00	1.18E+00	6.78E-02
1200X-1-CJ-WCV2-028	0.5 - 1.0	9.89E-01	4.94E-01	1.09E+02	1.68E+00	0.00E+00	5.35E-01	0.00E+00
1200X-1-CJ-WCV3-028	1.0 - 1.5	2.80E+00	4.28E-01	1.06E+01	1.53E+00	0.00E+00	4.50E-01	0.00E+00
1200X-1-CJ-WCV4-028	1.5 - 2.0	7.01E-01	1.24E-01	1.10E+01	1.99E+00	0.00E+00	4.94E-02	0.00E+00
1200X-1-CJ-WCV5-028	2.0 - 4.0	2.29E-01	0.00E+00	3.36E+00	1.21E+00	0.00E+00	1.02E-01	0.00E+00
1200X-1-CJ-WCV6-028	4.0 - 6.0	4.09E-01	0.00E+00	4.45E+00	9.76E-01	0.00E+00	1.07E-01	0.00E+00

Location 29								
Sample ID	Depth (inches)	Activity (pCi/g)						
		Co-60	Cs-134	Cs-137	Eu-152	Eu-154	Eu-155	Am-241
1200X-1-CJ-WCV1-029	0.0 - 0.5	5.49E-01	0.00E+00	1.59E+01	1.49E+00	0.00E+00	8.11E-02	0.00E+00
1200X-1-CJ-WCV2-029	0.5 - 1.0	2.24E-01	0.00E+00	1.31E+00	2.28E+00	0.00E+00	6.88E-02	0.00E+00
1200X-1-CJ-WCV3-029	1.0 - 1.5	2.98E-01	2.51E-01	1.54E+00	1.91E+00	0.00E+00	0.00E+00	0.00E+00
1200X-1-CJ-WCV4-029	1.5 - 2.0	4.65E-01	1.11E-02	3.79E+00	1.71E+00	0.00E+00	8.70E-02	0.00E+00
1200X-1-CJ-WCV5-029	2.0 - 4.0	4.78E-01	0.00E+00	2.99E+00	1.06E+00	0.00E+00	0.00E+00	0.00E+00
1200X-1-CJ-WCV6-029	4.0 - 6.0	7.88E-01	0.00E+00	5.71E+00	3.66E-01	3.59E-01	0.00E+00	0.00E+00

(Notes) Bold values indicate positively identified radionuclide concentrations. Negative values in the data were recorded as zero.

Table A.6 – 1200 Summary Statistics

Radionuclide	Min (pCi/g)	Max (pCi/g)	Mean (pCi/g)	Median (pCi/g)	SD (pCi/g)
Co-60	0.00E+00	1.20E+02	4.61E+00	4.91E-01	1.83E+01
Cs-134	0.00E+00	2.65E+01	3.38E-01	0.00E+00	2.09E+00
Cs-137	4.88E-01	1.71E+04	2.57E+02	5.19E+00	1.53E+03
Eu-152	0.00E+00	2.71E+00	9.27E-01	9.19E-01	7.66E-01
Eu-154	0.00E+00	3.96E+00	2.57E-01	0.00E+00	5.45E-01
Eu-155	0.00E+00	5.61E+00	2.01E-01	6.88E-02	5.08E-01
Am-241	0.00E+00	2.25E+00	9.27E-01	0.00E+00	3.19E-01

Table A.7 – 1300 Gamma Spectroscopy Results for Concrete Samples

Location 1								
Sample ID	Depth (inches)	Activity (pCi/g)						
		Co-60	Cs-134	Cs-137	Eu-152	Eu-154	Eu-155	Am-241
1300X-1-CJ-FCV1-001	0.0 - 0.5	1.18E+00	4.90E-02	7.78E+01	0.00E+00	9.53E-02	0.00E+00	0.00E+00
1300X-1-CJ-FCV2-001	0.5 - 1.0	1.51E-01	1.64E-01	1.68E+00	0.00E+00	0.00E+00	1.24E-01	2.30E-01
1300X-1-CJ-FCV3-001	1.0 - 1.5	0.00E+00	0.00E+00	2.25E+00	5.14E-02	0.00E+00	1.68E-01	0.00E+00
1300X-1-CJ-FCV4-001	1.5 - 2.0	3.88E-01	0.00E+00	4.16E+00	2.80E-01	2.36E-01	1.22E-01	0.00E+00
1300X-1-CJ-FCV5-001	2.0 - 4.0	1.88E-01	0.00E+00	3.26E+00	8.41E-02	0.00E+00	1.71E-01	1.28E-02
1300X-1-CJ-FCV6-001	4.0 - 6.0	1.96E-01	0.00E+00	5.26E-01	2.30E-02	0.00E+00	2.05E-01	0.00E+00
Location 2								
Sample ID	Depth (inches)	Activity (pCi/g)						
		Co-60	Cs-134	Cs-137	Eu-152	Eu-154	Eu-155	Am-241
1300X-1-CJ-WCV1-002	0.0 - 0.5	2.44E-01	1.93E-01	4.14E+00	1.34E-01	0.00E+00	0.00E+00	0.00E+00
1300X-1-CJ-WCV2-002	0.5 - 1.0	1.84E-01	0.00E+00	4.11E-01	0.00E+00	0.00E+00	6.25E-02	2.19E-02
1300X-1-CJ-WCV3-002	1.0 - 1.5	9.06E-02	0.00E+00	2.71E+00	9.05E-02	0.00E+00	1.35E-01	0.00E+00
1300X-1-CJ-WCV4-002	1.5 - 2.0	6.01E-02	7.63E-02	2.40E+00	0.00E+00	0.00E+00	0.00E+00	0.00E+00
1300X-1-CJ-WCV5-002	2.0 - 4.0	2.54E-01	0.00E+00	2.79E+00	1.78E-01	2.30E-01	3.33E-01	0.00E+00
1300X-1-CJ-WCV6-002	4.0 - 6.0	1.53E-01	0.00E+00	1.64E+00	0.00E+00	8.24E-02	0.00E+00	0.00E+00
Location 3								
Sample ID	Depth (inches)	Activity (pCi/g)						
		Co-60	Cs-134	Cs-137	Eu-152	Eu-154	Eu-155	Am-241
1300X-1-CJ-FCV1-003	0.0 - 0.5	1.93E+01	4.10E+00	6.36E+03	0.00E+00	0.00E+00	2.68E+00	2.30E-01
1300X-1-CJ-FCV2-003	0.5 - 1.0	5.19E-01	3.61E-02	1.26E+02	0.00E+00	5.00E-01	0.00E+00	2.84E-01
1300X-1-CJ-FCV3-003	1.0 - 1.5	5.71E-02	0.00E+00	4.50E+01	0.00E+00	5.34E-01	2.06E-01	0.00E+00
1300X-1-CJ-FCV4-003	1.5 - 2.0	4.40E-01	0.00E+00	7.83E+01	2.40E-02	6.18E-02	1.85E-01	0.00E+00
1300X-1-CJ-FCV5-003	2.0 - 4.0	5.04E-02	0.00E+00	1.06E+00	2.40E-01	1.09E-01	2.26E-01	2.89E-02
1300X-1-CJ-FCV6-003	4.0 - 6.0	9.48E-02	0.00E+00	2.15E+00	2.40E-01	3.44E-02	2.99E-01	0.00E+00
Location 4								
Sample ID	Depth (inches)	Activity (pCi/g)						
		Co-60	Cs-134	Cs-137	Eu-152	Eu-154	Eu-155	Am-241
1300X-1-CJ-WCV1-004	0.0 - 0.5	2.74E-01	0.00E+00	1.25E+01	0.00E+00	0.00E+00	2.30E-01	0.00E+00
1300X-1-CJ-WCV2-004	0.5 - 1.0	2.54E-02	3.75E-03	3.10E-01	0.00E+00	1.07E-01	2.70E-01	0.00E+00
1300X-1-CJ-WCV3-004	1.0 - 1.5	1.38E-01	0.00E+00	4.46E-01	0.00E+00	0.00E+00	0.00E+00	0.00E+00
1300X-1-CJ-WCV4-004	1.5 - 2.0	2.25E-02	0.00E+00	3.45E-01	0.00E+00	0.00E+00	4.41E-02	0.00E+00
1300X-1-CJ-WCV5-004	2.0 - 4.0	1.09E-01	0.00E+00	2.70E-01	1.80E-01	7.39E-02	5.95E-02	0.00E+00
1300X-1-CJ-WCV6-004	4.0 - 6.0	1.33E-01	2.41E-01	6.69E-01	4.45E-01	1.50E-01	9.69E-02	0.00E+00

Location 5								
Sample ID	Depth (inches)	Activity (pCi/g)						
		Co-60	Cs-134	Cs-137	Eu-152	Eu-154	Eu-155	Am-241
1300X-1-CJ-FCV1-005	0.0 - 0.5	2.28E+00	5.40E-02	1.03E+02	2.86E-01	2.34E-01	3.39E-01	0.00E+00
1300X-1-CJ-FCV2-005	0.5 - 1.0	2.03E-01	1.85E-01	4.29E+00	6.06E-01	7.51E-02	1.39E-01	0.00E+00
1300X-1-CJ-FCV3-005	1.0 - 1.5	3.18E-03	0.00E+00	1.39E+00	2.38E-01	2.28E-01	1.40E-01	0.00E+00
1300X-1-CJ-FCV4-005	1.5 - 2.0	1.21E-01	0.00E+00	1.25E+00	7.70E-02	1.21E-01	3.51E-02	0.00E+00
1300X-1-CJ-FCV5-005	2.0 - 4.0	1.03E-01	0.00E+00	4.85E-01	2.83E-01	1.75E-01	2.55E-01	0.00E+00
1300X-1-CJ-FCV6-005	4.0 - 6.0	1.75E-02	1.01E-01	4.48E-01	1.78E-01	0.00E+00	1.60E-01	0.00E+00
Location 6								
Sample ID	Depth (inches)	Activity (pCi/g)						
		Co-60	Cs-134	Cs-137	Eu-152	Eu-154	Eu-155	Am-241
1300X-1-CJ-FCV1-006	0.0 - 0.5	1.85E+00	6.46E-01	1.05E+03	2.06E-01	3.08E-01	0.00E+00	0.00E+00
1300X-1-CJ-FCV2-006	0.5 - 1.0	2.88E-01	0.00E+00	7.50E+01	0.00E+00	2.81E-01	6.33E-01	4.68E-02
1300X-1-CJ-FCV3-006	1.0 - 1.5	1.59E-01	0.00E+00	3.39E+00	1.74E-01	1.50E-02	0.00E+00	0.00E+00
1300X-1-CJ-FCV4-006	1.5 - 2.0	6.51E-02	0.00E+00	1.56E+01	2.01E-01	1.21E-01	0.00E+00	0.00E+00
1300X-1-CJ-FCV5-006	2.0 - 4.0	2.50E-02	0.00E+00	9.88E-01	1.86E-02	0.00E+00	7.91E-02	1.71E-02
1300X-1-CJ-FCV6-006	4.0 - 6.0	1.96E-01	0.00E+00	1.53E+00	1.24E-01	6.31E-02	0.00E+00	0.00E+00
Location 7								
Sample ID	Depth (inches)	Activity (pCi/g)						
		Co-60	Cs-134	Cs-137	Eu-152	Eu-154	Eu-155	Am-241
1300X-1-CJ-WCV1-007	0.0 - 0.5	3.10E-01	0.00E+00	6.75E+01	1.71E-02	4.76E-01	0.00E+00	0.00E+00
1300X-1-CJ-WCV2-007	0.5 - 1.0	7.26E-02	0.00E+00	7.83E-01	6.34E-01	0.00E+00	0.00E+00	0.00E+00
1300X-1-CJ-WCV3-007	1.0 - 1.5	2.39E-01	1.05E-01	1.09E+00	7.38E-01	3.31E-01	0.00E+00	0.00E+00
1300X-1-CJ-WCV4-007	1.5 - 2.0	2.76E-01	0.00E+00	2.14E+00	7.80E-01	0.00E+00	1.89E-01	0.00E+00
1300X-1-CJ-WCV5-007	2.0 - 4.0	2.15E-01	0.00E+00	6.56E-01	6.60E-01	0.00E+00	3.11E-01	1.12E-01
1300X-1-CJ-WCV6-007	4.0 - 6.0	1.03E-01	3.91E-02	5.06E-01	3.74E-01	3.94E-01	4.98E-02	0.00E+00
Location 8								
Sample ID	Depth (inches)	Activity (pCi/g)						
		Co-60	Cs-134	Cs-137	Eu-152	Eu-154	Eu-155	Am-241
1300X-1-CJ-FCV1-008	0.0 - 0.5	2.56E+00	8.00E-01	1.75E+03	0.00E+00	0.00E+00	9.04E-01	0.00E+00
1300X-1-CJ-FCV2-008	0.5 - 1.0	2.31E-01	1.78E-01	1.21E+01	4.96E-01	0.00E+00	1.30E-01	0.00E+00
1300X-1-CJ-FCV3-008	1.0 - 1.5	1.95E-01	0.00E+00	1.41E+01	4.15E-01	3.19E-01	3.34E-01	0.00E+00
1300X-1-CJ-FCV4-008	1.5 - 2.0	1.91E-01	0.00E+00	5.00E+00	4.39E-01	1.73E-01	3.70E-01	0.00E+00
1300X-1-CJ-FCV5-008	2.0 - 4.0	2.48E-01	0.00E+00	2.49E+00	3.44E-01	3.89E-02	2.38E-01	0.00E+00
1300X-1-CJ-FCV6-008	4.0 - 6.0	2.04E-01	0.00E+00	2.83E+00	4.04E-01	1.63E-01	3.06E-02	0.00E+00

Location 9								
Sample ID	Depth (inches)	Activity (pCi/g)						
		Co-60	Cs-134	Cs-137	Eu-152	Eu-154	Eu-155	Am-241
1300X-1-CJ-FCV1-009	0.0 - 0.5	5.59E-01	2.86E-01	4.40E+01	0.00E+00	2.69E-01	0.00E+00	0.00E+00
1300X-1-CJ-FCV2-009	0.5 - 1.0	2.13E-01	0.00E+00	1.70E+00	1.51E-01	2.89E-02	0.00E+00	0.00E+00
1300X-1-CJ-FCV3-009	1.0 - 1.5	7.44E-02	0.00E+00	2.45E+00	1.33E-01	6.13E-02	2.30E-01	9.23E-02
1300X-1-CJ-FCV4-009	1.5 - 2.0	8.43E-02	0.00E+00	1.45E+00	0.00E+00	2.93E-02	0.00E+00	0.00E+00
1300X-1-CJ-FCV5-009	2.0 - 4.0	1.22E-01	0.00E+00	9.88E-01	0.00E+00	0.00E+00	0.00E+00	0.00E+00
1300X-1-CJ-FCV6-009	4.0 - 6.0	1.04E-01	2.25E-01	3.46E-01	2.71E-01	1.30E-01	2.14E-01	0.00E+00
Location 10								
Sample ID	Depth (inches)	Activity (pCi/g)						
		Co-60	Cs-134	Cs-137	Eu-152	Eu-154	Eu-155	Am-241
1300X-1-CJ-WCV1-010	0.0 - 0.5	2.68E-01	0.00E+00	2.13E+00	0.00E+00	1.22E-01	1.74E-02	0.00E+00
1300X-1-CJ-WCV2-010	0.5 - 1.0	3.09E-01	0.00E+00	1.16E-01	1.65E-01	4.61E-02	0.00E+00	0.00E+00
1300X-1-CJ-WCV3-010	1.0 - 1.5	1.22E-01	0.00E+00	2.90E-01	8.54E-02	4.69E-02	0.00E+00	0.00E+00
1300X-1-CJ-WCV4-010	1.5 - 2.0	4.00E-02	9.59E-02	3.99E-01	3.56E-02	0.00E+00	3.16E-02	0.00E+00
1300X-1-CJ-WCV5-010	2.0 - 4.0	1.50E-01	0.00E+00	3.61E-01	0.00E+00	0.00E+00	1.86E-01	0.00E+00
1300X-1-CJ-WCV6-010	4.0 - 6.0	2.40E-01	0.00E+00	2.66E-01	0.00E+00	0.00E+00	1.25E-01	0.00E+00

(Notes) Bold values indicate positively identified radionuclide concentrations. Negative values in the data were recorded as zero.

Table A.8 – 1300 Summary Statistics

Radionuclide	Min (pCi/g)	Max (pCi/g)	Mean (pCi/g)	Median (pCi/g)	SD (pCi/g)
Co-60	0.00E+00	1.93E+01	6.11E-01	1.86E-01	2.49E+00
Cs-134	0.00E+00	4.10E+00	1.26E-01	0.00E+00	5.41E-01
Cs-137	1.16E-01	6.36E+03	1.65E+02	2.13E+00	8.54E+02
Eu-152	0.00E+00	7.80E-01	1.75E-01	1.07E-01	2.09E-01
Eu-154	0.00E+00	5.34E-01	1.08E-01	5.41E-02	1.39E-01
Eu-155	0.00E+00	2.68E+00	1.79E-01	1.23E-01	3.67E-01
Am-241	0.00E+00	2.84E-01	1.75E-01	0.00E+00	5.71E-02

Table A.9 – 1400 Gamma Spectroscopy Results for Concrete Samples

Location 1								
Sample ID	Depth (inches)	Activity (pCi/g)						
		Co-60	Cs-134	Cs-137	Eu-152	Eu-154	Eu-155	Am-241
1400X-1-CJ-WMTX-001	0	5.99E-01	6.34E-02	3.16E+00	0.00E+00	1.41E-02	7.41E-02	0.00E+00
1400X-1-CJ-WCV1-001	0.0 - 0.5	1.94E-01	7.88E-02	7.69E-01	2.23E-01	0.00E+00	0.00E+00	0.00E+00
1400X-1-CJ-WCV2-001	0.5 - 1.0	0.00E+00	2.69E-01	9.45E-01	6.01E-01	4.68E-01	0.00E+00	0.00E+00
1400X-1-CJ-WCV3-001	1.0 - 1.5	2.10E-01	0.00E+00	6.10E-01	0.00E+00	4.96E-02	0.00E+00	0.00E+00
1400X-1-CJ-WCV4-001	1.5 - 2.0	8.51E-02	0.00E+00	6.19E-01	2.48E-01	1.65E-01	0.00E+00	0.00E+00
1400X-1-CJ-WCV5-001	2.0 - 4.0	8.28E-02	0.00E+00	5.80E-01	4.98E-02	0.00E+00	2.54E-01	0.00E+00
1400X-1-CJ-WCV6-001	4.0 - 6.0	0.00E+00	0.00E+00	5.91E-01	3.29E-01	1.93E-02	2.38E-01	2.45E-02
Location 2								
Sample ID	Depth (inches)	Activity (pCi/g)						
		Co-60	Cs-134	Cs-137	Eu-152	Eu-154	Eu-155	Am-241
1400X-1-CJ-FCV1-002	0.0 - 0.5	3.33E+00	7.19E-01	3.05E+03	0.00E+00	6.30E-01	0.00E+00	0.00E+00
1400X-1-CJ-FCV2-002	0.5 - 1.0	1.75E-01	0.00E+00	2.20E+01	7.20E-01	4.60E-01	5.10E-01	0.00E+00
1400X-1-CJ-FCV3-002	1.0 - 1.5	0.00E+00	1.15E-01	8.45E+01	2.74E-01	2.46E-01	1.40E-01	0.00E+00
1400X-1-CJ-FCV4-002	1.5 - 2.0	2.30E-01	0.00E+00	4.48E+01	1.05E-01	2.19E-01	1.79E-01	0.00E+00
1400X-1-CJ-FCV5-002	2.0 - 4.0	1.64E-01	1.89E-02	3.11E+01	0.00E+00	1.51E-01	0.00E+00	0.00E+00
Location 3								
Sample ID	Depth (inches)	Activity (pCi/g)						
		Co-60	Cs-134	Cs-137	Eu-152	Eu-154	Eu-155	Am-241
1400X-1-CJ-WCV1-003	0.0 - 0.5	1.66E-01	0.00E+00	5.24E+00	8.64E-02	0.00E+00	0.00E+00	0.00E+00
1400X-1-CJ-WCV2-003	0.5 - 1.0	2.34E-01	0.00E+00	2.09E-01	1.04E-01	2.14E-02	6.65E-02	2.04E-03
1400X-1-CJ-WCV3-003	1.0 - 1.5	5.95E-03	0.00E+00	1.59E-01	1.16E-01	3.69E-02	0.00E+00	1.14E-01
1400X-1-CJ-WCV4-003	1.5 - 2.0	3.08E-01	0.00E+00	1.94E+00	1.91E-02	8.55E-02	0.00E+00	0.00E+00
1400X-1-CJ-WCV5-003	2.0 - 4.0	3.73E-01	5.63E-02	6.58E-01	1.76E-01	0.00E+00	3.88E-01	0.00E+00
1400X-1-CJ-WCV6-003	4.0 - 6.0	2.29E-01	0.00E+00	2.29E-01	2.40E-01	0.00E+00	2.01E-01	2.19E-02
Location 4								
Sample ID	Depth (inches)	Activity (pCi/g)						
		Co-60	Cs-134	Cs-137	Eu-152	Eu-154	Eu-155	Am-241
1400X-1-CJ-WCV1-004	0.0 - 0.5	1.54E+00	5.39E-02	3.86E+00	3.23E-01	0.00E+00	3.63E-02	0.00E+00
1400X-1-CJ-WCV2-004	0.5 - 1.0	8.33E-01	0.00E+00	4.80E-01	3.00E-01	2.11E-01	2.23E-01	0.00E+00
1400X-1-CJ-WCV3-004	1.0 - 1.5	2.55E-02	0.00E+00	1.59E-01	3.21E-01	0.00E+00	9.81E-02	0.00E+00
1400X-1-CJ-WCV4-004	1.5 - 2.0	1.61E-01	0.00E+00	5.29E-01	5.40E-02	0.00E+00	4.08E-01	6.23E-04
1400X-1-CJ-WCV5-004	2.0 - 4.0	1.79E+01	0.00E+00	3.49E-01	1.94E-01	0.00E+00	6.00E-02	0.00E+00
1400X-1-CJ-WCV6-004	4.0 - 6.0	1.64E-01	3.60E-02	3.89E-01	9.14E-02	0.00E+00	0.00E+00	0.00E+00

Location 5								
Sample ID	Depth (inches)	Activity (pCi/g)						
		Co-60	Cs-134	Cs-137	Eu-152	Eu-154	Eu-155	Am-241
1400X-1-CJ-FCV1-005	0.0 - 0.5	9.99E+00	0.00E+00	1.31E+02	8.54E-01	5.71E-01	1.44E-02	0.00E+00
1400X-1-CJ-FCV2-005	0.5 - 1.0	3.06E-01	1.71E-01	1.34E+00	3.55E-01	0.00E+00	0.00E+00	1.18E-01
1400X-1-CJ-FCV3-005	1.0 - 1.5	2.83E-01	2.13E-01	5.40E+00	0.00E+00	6.40E-02	2.11E-01	0.00E+00
1400X-1-CJ-FCV4-005	1.5 - 2.0	5.03E-01	0.00E+00	3.70E+00	1.63E-01	1.48E-01	3.44E-01	0.00E+00
1400X-1-CJ-FCV5-005	2.0 - 4.0	2.33E-01	0.00E+00	5.50E+00	3.34E-01	1.39E-01	1.48E-01	0.00E+00
1400X-1-CJ-FCV6-005	4.0 - 6.0	1.63E-01	4.26E-02	7.81E-01	1.05E-01	1.95E-01	0.00E+00	0.00E+00
Location 6								
Sample ID	Depth (inches)	Activity (pCi/g)						
		Co-60	Cs-134	Cs-137	Eu-152	Eu-154	Eu-155	Am-241
1400X-1-CJ-WMTX-006	0	5.54E-01	1.93E-02	1.29E+00	0.00E+00	0.00E+00	0.00E+00	1.03E-02
1400X-1-CJ-WCV1-006	0.0 - 0.5	3.76E-01	2.83E-01	2.73E+00	0.00E+00	0.00E+00	0.00E+00	0.00E+00
1400X-1-CJ-WCV2-006	0.5 - 1.0	2.95E-01	0.00E+00	6.29E-01	3.19E-01	5.86E-02	5.08E-01	0.00E+00
1400X-1-CJ-WCV3-006	1.0 - 1.5	2.76E-01	1.85E-01	7.85E-01	1.55E-01	2.53E-01	7.80E-02	0.00E+00
1400X-1-CJ-WCV4-006	1.5 - 2.0	1.20E-01	0.00E+00	8.34E-01	1.38E-01	1.58E-01	0.00E+00	0.00E+00
1400X-1-CJ-WCV5-006	2.0 - 4.0	1.81E-01	0.00E+00	6.10E-01	4.29E-02	4.88E-03	9.53E-02	0.00E+00
1400X-1-CJ-WCV6-006	4.0 - 6.0	8.83E-02	1.94E-01	2.99E-01	1.46E-01	7.83E-02	7.29E-02	0.00E+00
Location 7								
Sample ID	Depth (inches)	Activity (pCi/g)						
		Co-60	Cs-134	Cs-137	Eu-152	Eu-154	Eu-155	Am-241
1400X-1-CJ-FCV1-007	0.0 - 0.5	3.58E-01	0.00E+00	5.55E+01	4.56E-01	6.13E-02	2.46E-01	0.00E+00
1400X-1-CJ-FCV2-007	0.5 - 1.0	1.43E-01	0.00E+00	1.26E+00	6.39E-02	1.81E-01	1.02E-01	0.00E+00
1400X-1-CJ-FCV3-007	1.0 - 1.5	0.00E+00	0.00E+00	1.15E+00	2.63E-01	5.74E-02	4.15E-01	0.00E+00
1400X-1-CJ-FCV4-007	1.5 - 2.0	5.50E-02	0.00E+00	1.60E+00	2.23E-01	1.59E-01	1.80E-01	0.00E+00
1400X-1-CJ-FCV5-007	2.0 - 4.0	7.14E-02	0.00E+00	4.16E-01	0.00E+00	5.61E-02	1.93E-01	0.00E+00
1400X-1-CJ-FCV6-007	4.0 - 6.0	6.15E-02	0.00E+00	2.10E-01	2.05E-01	0.00E+00	2.23E-01	0.00E+00
Location 8								
Sample ID	Depth (inches)	Activity (pCi/g)						
		Co-60	Cs-134	Cs-137	Eu-152	Eu-154	Eu-155	Am-241
1400X-1-CJ-FCV1-008	0.0 - 0.5	2.40E-01	1.19E-01	8.23E+00	0.00E+00	0.00E+00	0.00E+00	0.00E+00
1400X-1-CJ-FCV2-008	0.5 - 1.0	1.31E-01	3.21E-01	2.18E-01	9.63E-02	1.35E-01	0.00E+00	0.00E+00
1400X-1-CJ-FCV3-008	1.0 - 1.5	1.30E-01	0.00E+00	1.98E-01	1.66E-01	1.69E-01	0.00E+00	0.00E+00
1400X-1-CJ-FCV4-008	1.5 - 2.0	7.69E-02	0.00E+00	5.28E-01	5.03E-02	3.24E-02	0.00E+00	1.75E-01
1400X-1-CJ-FCV5-008	2.0 - 4.0	1.16E-01	2.03E-01	8.84E-02	9.65E-02	1.25E-01	0.00E+00	2.44E-02
1400X-1-CJ-FCV6-008	4.0 - 6.0	1.11E-01	0.00E+00	2.26E-01	0.00E+00	0.00E+00	0.00E+00	0.00E+00

Location 9								
Sample ID	Depth (inches)	Activity (pCi/g)						
		Co-60	Cs-134	Cs-137	Eu-152	Eu-154	Eu-155	Am-241
1400X-1-CJ-WMTX-009	0	1.39E-01	9.73E-02	1.30E+00	0.00E+00	0.00E+00	3.80E-02	0.00E+00
1400X-1-CJ-WCV1-009	0.0 - 0.5	2.81E-01	2.75E-01	3.28E+00	0.00E+00	0.00E+00	1.35E-01	0.00E+00
1400X-1-CJ-WCV2-009	0.5 - 1.0	2.43E-01	0.00E+00	3.54E-01	8.21E-02	1.81E-01	0.00E+00	0.00E+00
1400X-1-CJ-WCV3-009	1.0 - 1.5	3.64E-01	4.09E-01	4.50E-01	0.00E+00	3.20E-02	0.00E+00	0.00E+00
1400X-1-CJ-WCV4-009	1.5 - 2.0	6.40E-01	0.00E+00	1.21E+00	1.94E-01	3.53E-02	1.23E-02	9.31E-02
1400X-1-CJ-WCV5-009	2.0 - 4.0	1.06E-01	6.79E-02	3.10E-01	1.30E-01	6.80E-02	0.00E+00	0.00E+00
1400X-1-CJ-WCV6-009	4.0 - 6.0	1.07E-01	2.38E-01	5.81E-02	1.18E-01	2.54E-01	1.35E-01	0.00E+00
Location 10								
Sample ID	Depth (inches)	Activity (pCi/g)						
		Co-60	Cs-134	Cs-137	Eu-152	Eu-154	Eu-155	Am-241
1400X-1-CJ-FCV1-010	0.0 - 0.5	6.91E-01	0.00E+00	2.15E+01	1.71E+00	0.00E+00	0.00E+00	3.19E-01
1400X-1-CJ-FCV2-010	0.5 - 1.0	3.34E-01	0.00E+00	4.19E-01	1.85E+00	0.00E+00	2.10E-01	5.48E-02
1400X-1-CJ-FCV3-010	1.0 - 1.5	2.84E-01	1.26E-01	3.49E-01	1.71E+00	0.00E+00	4.40E-01	0.00E+00
1400X-1-CJ-FCV4-010	1.5 - 2.0	1.89E-01	0.00E+00	1.09E+00	1.25E+00	1.03E+00	2.73E-01	7.23E-02
1400X-1-CJ-FCV5-010	2.0 - 4.0	2.70E-01	4.90E-02	2.58E-01	9.70E-01	0.00E+00	0.00E+00	0.00E+00
1400X-1-CJ-FCV6-010	4.0 - 6.0	2.63E-01	0.00E+00	3.01E-01	7.94E-01	0.00E+00	2.56E-01	0.00E+00
Location 11								
Sample ID	Depth (inches)	Activity (pCi/g)						
		Co-60	Cs-134	Cs-137	Eu-152	Eu-154	Eu-155	Am-241
1400X-1-CJ-FCV1-011	0.0 - 0.5	2.30E+00	0.00E+00	4.18E+01	3.33E+00	0.00E+00	7.39E-01	5.98E-01
1400X-1-CJ-FCV2-011	0.5 - 1.0	7.25E-01	0.00E+00	3.04E+00	3.79E+00	0.00E+00	4.84E-01	0.00E+00
1400X-1-CJ-FCV3-011	1.0 - 1.5	5.79E-01	3.49E-02	1.55E+00	3.65E+00	2.49E+00	2.31E-01	0.00E+00
1400X-1-CJ-FCV4-011	1.5 - 2.0	5.04E-01	4.71E-01	1.19E+01	2.93E+00	0.00E+00	3.20E-01	0.00E+00
1400X-1-CJ-FCV5-011	2.0 - 4.0	3.81E-01	0.00E+00	6.80E-01	2.00E+00	0.00E+00	2.28E-01	0.00E+00
1400X-1-CJ-FCV6-011	4.0 - 6.0	4.78E-01	0.00E+00	4.35E-01	2.50E+00	1.90E+00	1.85E-01	0.00E+00
Location 12								
Sample ID	Depth (inches)	Activity (pCi/g)						
		Co-60	Cs-134	Cs-137	Eu-152	Eu-154	Eu-155	Am-241
1400X-1-CJ-FCV1-012	0.0 - 0.5	1.73E+01	2.09E-01	7.91E+02	2.20E+00	1.81E+00	2.65E-01	3.84E-01
1400X-1-CJ-FCV2-012	0.5 - 1.0	2.01E+00	2.38E-01	9.94E+01	3.08E+00	0.00E+00	5.98E-01	0.00E+00
1400X-1-CJ-FCV3-012	1.0 - 1.5	1.75E+00	0.00E+00	4.05E+01	3.19E+00	0.00E+00	0.00E+00	1.64E-01
1400X-1-CJ-FCV4-012	1.5 - 2.0	5.98E-01	0.00E+00	1.08E+01	2.46E+00	1.56E+00	0.00E+00	3.29E-02
1400X-1-CJ-FCV5-012	2.0 - 4.0	6.85E-01	1.94E-01	2.44E+00	2.24E+00	1.61E+00	1.29E-01	0.00E+00
1400X-1-CJ-FCV6-012	4.0 - 6.0	3.84E-01	2.55E-01	7.04E-01	1.76E+00	0.00E+00	3.09E-01	0.00E+00

Location 13								
Sample ID	Depth (inches)	Activity (pCi/g)						
		Co-60	Cs-134	Cs-137	Eu-152	Eu-154	Eu-155	Am-241
1400X-1-CJ-WCV1-013	0.0 - 0.5	1.03E+00	2.09E-01	2.00E+01	1.30E+00	0.00E+00	0.00E+00	0.00E+00
1400X-1-CJ-WCV2-013	0.5 - 1.0	3.29E-01	7.53E-02	2.29E-01	1.01E+00	0.00E+00	0.00E+00	0.00E+00
1400X-1-CJ-WCV3-013	1.0 - 1.5	3.46E-01	0.00E+00	2.99E-01	1.02E+00	1.18E-03	1.51E-01	8.29E-02
1400X-1-CJ-WCV4-013	1.5 - 2.0	1.65E-01	0.00E+00	5.76E-01	1.01E+00	6.56E-01	0.00E+00	0.00E+00
1400X-1-CJ-WCV5-013	2.0 - 4.0	3.56E-01	0.00E+00	2.04E-01	1.53E+00	0.00E+00	6.35E-02	0.00E+00
1400X-1-CJ-WCV6-013	4.0 - 6.0	2.45E-01	0.00E+00	2.26E-01	1.04E+00	0.00E+00	1.83E-01	1.03E-01
Location 14								
Sample ID	Depth (inches)	Activity (pCi/g)						
		Co-60	Cs-134	Cs-137	Eu-152	Eu-154	Eu-155	Am-241
1400X-1-CJ-FCV1-014	0.0 - 0.5	6.39E+00	4.76E-02	6.60E+01	2.59E+00	0.00E+00	0.00E+00	0.00E+00
1400X-1-CJ-FCV2-014	0.5 - 1.0	7.96E-01	2.35E-01	2.80E+00	2.44E+00	0.00E+00	2.58E-01	0.00E+00
1400X-1-CJ-FCV3-014	1.0 - 1.5	4.36E-01	4.01E-02	1.64E+00	2.78E+00	0.00E+00	0.00E+00	4.69E-02
1400X-1-CJ-FCV4-014	1.5 - 2.0	5.88E-01	0.00E+00	4.44E+00	2.05E+00	0.00E+00	5.38E-02	0.00E+00
1400X-1-CJ-FCV5-014	2.0 - 4.0	3.59E-01	0.00E+00	1.15E+00	1.56E+00	0.00E+00	1.25E-01	0.00E+00
1400X-1-CJ-FCV6-014	4.0 - 6.0	1.95E-01	0.00E+00	1.88E+00	8.63E-01	0.00E+00	4.20E-01	0.00E+00
Location 15								
Sample ID	Depth (inches)	Activity (pCi/g)						
		Co-60	Cs-134	Cs-137	Eu-152	Eu-154	Eu-155	Am-241
1400X-1-CJ-FCV1-015	0.0 - 0.5	2.05E+00	0.00E+00	5.78E+01	2.08E+00	0.00E+00	0.00E+00	2.71E-01
1400X-1-CJ-FCV2-015	0.5 - 1.0	4.88E-01	0.00E+00	2.39E+00	2.70E+00	0.00E+00	0.00E+00	0.00E+00
1400X-1-CJ-FCV3-015	1.0 - 1.5	4.03E-01	0.00E+00	8.24E-01	2.76E+00	0.00E+00	0.00E+00	0.00E+00
1400X-1-CJ-FCV4-015	1.5 - 2.0	3.85E-01	0.00E+00	2.03E+00	2.05E+00	1.79E+00	1.89E-01	6.15E-02
1400X-1-CJ-FCV5-015	2.0 - 4.0	6.25E-01	2.75E-01	4.40E-01	1.93E+00	0.00E+00	3.58E-01	1.56E-02
1400X-1-CJ-FCV6-015	4.0 - 6.0	1.90E+00	1.31E-02	3.89E-01	1.38E+00	0.00E+00	0.00E+00	0.00E+00
Location 16								
Sample ID	Depth (inches)	Activity (pCi/g)						
		Co-60	Cs-134	Cs-137	Eu-152	Eu-154	Eu-155	Am-241
1400X-1-CJ-WCV1-016	0.0 - 0.5	1.22E+00	0.00E+00	1.30E+01	1.90E+00	0.00E+00	2.84E-01	0.00E+00
1400X-1-CJ-WCV2-016	0.5 - 1.0	3.33E-01	2.60E-01	3.00E-01	1.61E+00	0.00E+00	5.66E-01	0.00E+00
1400X-1-CJ-WCV3-016	1.0 - 1.5	4.00E-01	3.40E-01	6.69E-01	2.13E+00	0.00E+00	6.43E-02	0.00E+00
1400X-1-CJ-WCV4-016	1.5 - 2.0	7.04E-01	0.00E+00	8.18E-01	1.85E+00	0.00E+00	2.30E-02	2.35E-03
1400X-1-CJ-WCV5-016	2.0 - 4.0	3.58E-01	0.00E+00	9.95E-02	1.51E+00	0.00E+00	3.76E-01	0.00E+00
1400X-1-CJ-WCV6-016	4.0 - 6.0	2.43E-01	2.45E-01	4.81E-01	1.14E+00	8.03E-01	3.86E-01	0.00E+00

Location 17								
Sample ID	Depth (inches)	Activity (pCi/g)						
		Co-60	Cs-134	Cs-137	Eu-152	Eu-154	Eu-155	Am-241
1400X-1-CJ-WCV1-017	0.0 - 0.5	1.71E+00	5.18E-02	7.84E+00	1.20E+00	0.00E+00	0.00E+00	6.18E-02
1400X-1-CJ-WCV2-017	0.5 - 1.0	1.25E+00	0.00E+00	1.21E+00	1.28E+00	0.00E+00	9.66E-02	0.00E+00
1400X-1-CJ-WCV3-017	1.0 - 1.5	1.58E+00	1.49E-01	4.14E-01	1.34E+00	0.00E+00	3.05E-01	0.00E+00
1400X-1-CJ-WCV4-017	1.5 - 2.0	4.63E-01	2.48E-01	3.09E-01	1.20E+00	7.30E-01	5.28E-01	0.00E+00
1400X-1-CJ-WCV5-017	2.0 - 4.0	7.01E-01	1.48E-01	2.99E-01	1.53E+00	1.04E+00	1.66E-01	1.63E-01
1400X-1-CJ-WCV6-017	4.0 - 6.0	9.86E-01	0.00E+00	8.96E-01	1.15E+00	0.00E+00	0.00E+00	0.00E+00
Location 18								
Sample ID	Depth (inches)	Activity (pCi/g)						
		Co-60	Cs-134	Cs-137	Eu-152	Eu-154	Eu-155	Am-241
1400X-1-CJ-FCV1-018	0.0 - 0.5	1.54E+01	0.00E+00	2.65E+01	8.06E-01	9.61E-01	4.53E-01	4.48E-01
1400X-1-CJ-FCV2-018	0.5 - 1.0	9.56E-01	0.00E+00	1.08E+00	1.31E+00	0.00E+00	3.05E-01	0.00E+00
1400X-1-CJ-FCV3-018	1.0 - 1.5	3.05E-01	0.00E+00	5.21E-01	1.33E+00	0.00E+00	1.26E-01	0.00E+00
1400X-1-CJ-FCV4-018	1.5 - 2.0	9.39E-01	2.20E-01	8.39E-01	9.36E-01	0.00E+00	1.34E-01	0.00E+00
1400X-1-CJ-FCV5-018	2.0 - 4.0	8.79E-01	0.00E+00	2.53E-01	9.04E-01	0.00E+00	0.00E+00	0.00E+00
1400X-1-CJ-FCV6-018	4.0 - 6.0	7.25E-01	7.08E-02	3.33E-01	4.95E-01	4.88E-01	0.00E+00	0.00E+00
Location 19								
Sample ID	Depth (inches)	Activity (pCi/g)						
		Co-60	Cs-134	Cs-137	Eu-152	Eu-154	Eu-155	Am-241
1400X-1-CJ-WMTX-019	0	4.10E-01	7.64E-02	1.80E+00	0.00E+00	0.00E+00	3.24E-02	0.00E+00
1400X-1-CJ-WCV1-019	0.0 - 0.5	2.96E-01	2.26E-01	3.78E+00	5.71E-01	4.08E-01	0.00E+00	1.02E-01
1400X-1-CJ-WCV2-019	0.5 - 1.0	3.75E-01	3.53E-01	5.71E-01	2.81E-01	2.41E-01	0.00E+00	3.86E-02
1400X-1-CJ-WCV3-019	1.0 - 1.5	2.35E-01	3.01E-01	5.14E-01	2.46E-01	1.94E-01	4.61E-01	0.00E+00
1400X-1-CJ-WCV4-019	1.5 - 2.0	0.00E+00	0.00E+00	6.45E-01	9.80E-02	6.50E-02	4.89E-02	2.06E-02
1400X-1-CJ-WCV5-019	2.0 - 4.0	3.20E-01	0.00E+00	2.95E-01	3.89E-01	1.00E-01	0.00E+00	0.00E+00
1400X-1-CJ-WCV6-019	4.0 - 6.0	4.75E-01	0.00E+00	3.23E-01	0.00E+00	0.00E+00	0.00E+00	0.00E+00
Location 20								
Sample ID	Depth (inches)	Activity (pCi/g)						
		Co-60	Cs-134	Cs-137	Eu-152	Eu-154	Eu-155	Am-241
1400X-1-CJ-WMTX-020	0	7.31E-01	4.10E-02	2.70E-01	5.44E-02	3.24E-02	0.00E+00	1.43E-01
1400X-1-CJ-WCV1-020	0.0 - 0.5	2.08E-01	0.00E+00	1.10E+01	0.00E+00	0.00E+00	0.00E+00	0.00E+00
1400X-1-CJ-WCV2-020	0.5 - 1.0	2.59E-01	0.00E+00	2.23E-01	2.21E-01	5.01E-02	2.31E-01	0.00E+00
1400X-1-CJ-WCV3-020	1.0 - 1.5	2.09E-01	0.00E+00	4.01E-01	1.04E-01	4.16E-02	6.08E-02	0.00E+00
1400X-1-CJ-WCV4-020	1.5 - 2.0	2.19E-01	0.00E+00	1.83E+00	2.93E-02	1.68E-01	2.11E-01	0.00E+00
1400X-1-CJ-WCV5-020	2.0 - 4.0	2.54E-01	0.00E+00	0.00E+00	1.43E-01	4.75E-02	7.34E-02	1.35E-02
1400X-1-CJ-WCV6-020	4.0 - 6.0	2.26E-02	1.38E-02	1.29E-01	1.00E-01	8.83E-02	1.63E-01	0.00E+00

Location 21								
Sample ID	Depth (inches)	Activity (pCi/g)						
		Co-60	Cs-134	Cs-137	Eu-152	Eu-154	Eu-155	Am-241
1400X-1-CJ-FCV1-021	0.0 - 0.5	4.44E+00	0.00E+00	1.05E+02	0.00E+00	0.00E+00	1.34E-01	2.41E-01
1400X-1-CJ-FCV2-021	0.5 - 1.0	1.61E-01	2.55E-01	2.03E+00	3.50E-01	2.36E-01	6.76E-01	0.00E+00
1400X-1-CJ-FCV3-021	1.0 - 1.5	4.98E-01	0.00E+00	1.00E+00	3.75E-01	0.00E+00	0.00E+00	1.66E-01
1400X-1-CJ-FCV4-021	1.5 - 2.0	3.56E-01	0.00E+00	7.46E+00	4.21E-01	0.00E+00	3.01E-01	0.00E+00
1400X-1-CJ-FCV5-021	2.0 - 4.0	3.09E-01	1.05E-01	2.19E+00	2.30E-01	1.38E-02	0.00E+00	0.00E+00
Location 22								
Sample ID	Depth (inches)	Activity (pCi/g)						
		Co-60	Cs-134	Cs-137	Eu-152	Eu-154	Eu-155	Am-241
1400X-1-CJ-WCV1-022	0.0 - 0.5	1.48E+00	5.39E-02	1.48E+01	4.30E-02	6.30E-02	6.58E-02	9.23E-03
1400X-1-CJ-WCV2-022	0.5 - 1.0	1.68E-01	0.00E+00	3.10E-01	4.00E-01	2.09E-01	1.93E-01	0.00E+00
1400X-1-CJ-WCV3-022	1.0 - 1.5	1.75E-01	1.19E-01	1.89E-01	6.80E-02	0.00E+00	7.48E-03	0.00E+00
1400X-1-CJ-WCV4-022	1.5 - 2.0	4.85E-01	0.00E+00	9.44E-01	2.66E-01	1.31E-01	8.66E-02	0.00E+00
1400X-1-CJ-WCV5-022	2.0 - 4.0	2.40E-01	0.00E+00	4.41E-01	5.41E-01	1.53E-01	0.00E+00	0.00E+00
1400X-1-CJ-WCV6-022	4.0 - 6.0	4.83E-01	0.00E+00	1.07E-01	3.00E-01	3.31E-01	1.14E-01	0.00E+00
Location 23								
Sample ID	Depth (inches)	Activity (pCi/g)						
		Co-60	Cs-134	Cs-137	Eu-152	Eu-154	Eu-155	Am-241
1400X-1-CJ-FCV1-023	0.0 - 0.5	1.39E+01	5.90E-01	4.95E+02	1.35E+00	6.95E-01	3.25E-02	1.03E-01
1400X-1-CJ-FCV2-023	0.5 - 1.0	1.86E+00	3.09E-01	7.76E+01	1.22E+00	6.48E-01	0.00E+00	4.61E-02
1400X-1-CJ-FCV3-023	1.0 - 1.5	1.02E+00	2.78E-01	4.35E+01	6.73E-01	4.46E-01	2.91E-01	0.00E+00
1400X-1-CJ-FCV4-023	1.5 - 2.0	8.03E-01	0.00E+00	2.21E+01	4.76E-01	3.53E-01	2.45E-01	0.00E+00
1400X-1-CJ-FCV5-023	2.0 - 4.0	1.58E+02	4.58E-02	1.15E+00	2.91E-01	4.21E-01	1.19E-01	3.04E-01
1400X-1-CJ-FCV6-023	4.0 - 6.0	9.24E-01	0.00E+00	2.14E+00	3.04E-01	3.01E-01	0.00E+00	0.00E+00
Location 24								
Sample ID	Depth (inches)	Activity (pCi/g)						
		Co-60	Cs-134	Cs-137	Eu-152	Eu-154	Eu-155	Am-241
1400X-1-CJ-FCV1-024	0.0 - 0.5	6.58E-01	0.00E+00	3.26E+01	0.00E+00	1.89E-01	0.00E+00	0.00E+00
1400X-1-CJ-FCV2-024	0.5 - 1.0	4.51E-02	1.84E-02	9.81E-01	0.00E+00	1.06E-01	1.48E-01	0.00E+00
1400X-1-CJ-FCV3-024	1.0 - 1.5	1.73E-01	1.61E-01	2.53E-01	3.89E-01	1.65E-01	1.24E-01	0.00E+00
1400X-1-CJ-FCV4-024	1.5 - 2.0	2.45E-01	0.00E+00	2.49E+00	1.39E-01	0.00E+00	0.00E+00	0.00E+00
1400X-1-CJ-FCV5-024	2.0 - 4.0	1.91E-01	0.00E+00	2.41E-01	2.10E-02	0.00E+00	0.00E+00	1.49E-02
1400X-1-CJ-FCV6-024	4.0 - 6.0	5.18E-01	1.00E-01	2.84E-01	0.00E+00	0.00E+00	2.38E-01	0.00E+00

Location 25								
Sample ID	Depth (inches)	Activity (pCi/g)						
		Co-60	Cs-134	Cs-137	Eu-152	Eu-154	Eu-155	Am-241
1400X-1-CJ-FCV1-025	0.0 - 0.5	1.39E+00	2.64E-01	6.18E+02	0.00E+00	1.51E+00	1.08E+00	0.00E+00
1400X-1-CJ-FCV2-025	0.5 - 1.0	2.23E-01	0.00E+00	4.61E+00	3.11E-01	1.85E-01	2.23E-01	0.00E+00
1400X-1-CJ-FCV3-025	1.0 - 1.5	3.51E-01	0.00E+00	4.06E+00	4.45E-01	3.00E-01	0.00E+00	1.85E-02
1400X-1-CJ-FCV4-025	1.5 - 2.0	2.53E-01	0.00E+00	1.49E+01	2.73E-01	5.16E-02	0.00E+00	0.00E+00
1400X-1-CJ-FCV5-025	2.0 - 4.0	4.00E-01	0.00E+00	9.13E-01	1.34E-01	0.00E+00	0.00E+00	0.00E+00
1400X-1-CJ-FCV6-025	4.0 - 6.0	3.34E-01	2.15E-01	1.09E+00	0.00E+00	0.00E+00	1.24E-01	0.00E+00
Location 26								
Sample ID	Depth (inches)	Activity (pCi/g)						
		Co-60	Cs-134	Cs-137	Eu-152	Eu-154	Eu-155	Am-241
1400X-1-CJ-WMTX-026	0	2.28E+00	2.71E-02	4.70E+00	0.00E+00	1.16E-01	1.00E-01	0.00E+00
1400X-1-CJ-WCV1-026	0.0 - 0.5	5.11E-01	2.86E-01	2.49E+00	1.28E-01	2.36E-02	0.00E+00	0.00E+00
1400X-1-CJ-WCV2-026	0.5 - 1.0	2.23E-01	0.00E+00	3.26E-01	6.11E-01	4.14E-01	4.68E-01	0.00E+00
1400X-1-CJ-WCV3-026	1.0 - 1.5	2.43E-01	0.00E+00	1.66E-01	3.71E-01	2.81E-01	3.81E-02	0.00E+00
1400X-1-CJ-WCV4-026	1.5 - 2.0	4.08E-01	0.00E+00	4.38E-01	7.19E-01	3.91E-01	4.34E-01	0.00E+00
1400X-1-CJ-WCV5-026	2.0 - 4.0	4.64E-01	0.00E+00	3.81E-01	4.78E-01	2.41E-01	8.58E-02	7.08E-02
1400X-1-CJ-WCV6-026	4.0 - 6.0	7.18E-01	5.35E-02	1.70E-01	5.68E-02	2.16E-01	0.00E+00	0.00E+00
Location 27								
Sample ID	Depth (inches)	Activity (pCi/g)						
		Co-60	Cs-134	Cs-137	Eu-152	Eu-154	Eu-155	Am-241
1400X-1-CJ-FCV1-027	0.0 - 0.5	1.09E+01	3.53E-01	4.81E+02	2.59E-01	6.33E-01	6.53E-01	2.54E-01
1400X-1-CJ-FCV2-027	0.5 - 1.0	8.16E-01	0.00E+00	1.46E+01	3.55E-01	4.46E-01	0.00E+00	5.60E-02
1400X-1-CJ-FCV3-027	1.0 - 1.5	2.51E-01	9.45E-04	4.74E+00	6.61E-01	1.98E-01	2.88E-02	0.00E+00
1400X-1-CJ-FCV4-027	1.5 - 2.0	2.24E+00	2.99E-01	2.68E+01	2.05E-01	3.56E-01	0.00E+00	0.00E+00
1400X-1-CJ-FCV5-027	2.0 - 4.0	5.88E-01	7.05E-02	6.20E-01	4.90E-01	2.16E-01	1.08E-01	0.00E+00
1400X-1-CJ-FCV6-027	4.0 - 6.0	3.36E-01	1.24E-01	8.00E-01	1.30E-01	1.68E-01	2.09E-01	9.80E-03

(Notes) Bold values indicate positively identified radionuclide concentrations. Negative values in the data were recorded as zero.

Table A.10 – 1400 Summary Statistics

Radionuclide	Min (pCi/g)	Max (pCi/g)	Mean (pCi/g)	Median (pCi/g)	SD (pCi/g)
Co-60	0.00E+00	1.79E+01	2.01E+00	3.54E-01	1.24E+01
Cs-134	0.00E+00	7.19E-01	7.94E-02	0.00E+00	1.27E-01
Cs-137	0.00E+00	3.05E+03	4.06E+01	9.04E-01	2.53E+02
Eu-152	0.00E+00	3.79E+00	7.36E-01	3.20E-01	8.86E-01
Eu-154	0.00E+00	2.49E+00	2.08E-01	4.46E-02	4.03E-01
Eu-155	0.00E+00	1.08E+00	1.44E-01	7.61E-02	1.83E-01
Am-241	0.00E+00	5.98E-01	7.36E-01	0.00E+00	8.45E-02

Table A.11 – 2100 Gamma Spectroscopy Results for Concrete Samples

Location 1								
Sample ID	Depth (inches)	Activity (pCi/g)						
		Co-60	Cs-134	Cs-137	Eu-152	Eu-154	Eu-155	Am-241
2100X-1-CJ-FCV1-001	0.0 - 0.5	1.41E+00	1.22E+00	5.30E+02	0.00E+00	0.00E+00	2.09E-01	8.48E-02
2100X-1-CJ-FCV2-001	0.5 - 1.0	9.78E-03	0.00E+00	7.80E+00	0.00E+00	0.00E+00	0.00E+00	1.61E-02
2100X-1-CJ-FCV3-001	1.0 - 1.5	0.00E+00	1.26E-01	3.55E+00	0.00E+00	0.00E+00	1.35E-01	0.00E+00
2100X-1-CJ-FCV4-001	1.5 - 2.0	1.02E-01	5.96E-02	6.63E+00	0.00E+00	0.00E+00	2.16E-01	4.91E-02
2100X-1-CJ-FCV5-001	2.0 - 4.0	0.00E+00	1.85E-01	7.85E-01	0.00E+00	4.29E-02	0.00E+00	0.00E+00
2100X-1-CJ-FCV6-001	4.0 - 6.0	5.41E-02	0.00E+00	8.76E-01	0.00E+00	0.00E+00	3.05E-01	1.54E-01
Location 2								
Sample ID	Depth (inches)	Activity (pCi/g)						
		Co-60	Cs-134	Cs-137	Eu-152	Eu-154	Eu-155	Am-241
2100X-1-CJ-WCV1-002	0.0 - 0.5	3.09E-02	0.00E+00	8.21E-01	0.00E+00	0.00E+00	0.00E+00	0.00E+00
2100X-1-CJ-WCV2-002	0.5 - 1.0	3.05E-02	0.00E+00	5.33E-02	2.29E-03	0.00E+00	2.29E-01	0.00E+00
2100X-1-CJ-WCV3-002	1.0 - 1.5	3.91E-02	0.00E+00	1.98E-01	3.31E-03	0.00E+00	4.31E-03	0.00E+00
2100X-1-CJ-WCV4-002	1.5 - 2.0	5.06E-02	0.00E+00	7.33E-01	0.00E+00	0.00E+00	4.86E-02	0.00E+00
2100X-1-CJ-WCV5-002	2.0 - 4.0	1.90E-01	0.00E+00	1.89E-01	2.26E-01	3.18E-02	1.10E-01	0.00E+00
2100X-1-CJ-WCV6-002	4.0 - 6.0	7.99E-02	0.00E+00	3.11E-03	0.00E+00	0.00E+00	7.81E-03	0.00E+00
Location 3								
Sample ID	Depth (inches)	Activity (pCi/g)						
		Co-60	Cs-134	Cs-137	Eu-152	Eu-154	Eu-155	Am-241
2100X-1-CJ-FCV1-003	0.0 - 0.5	1.66E+00	1.41E-01	3.20E+02	0.00E+00	0.00E+00	0.00E+00	3.89E-01
2100X-1-CJ-FCV2-003	0.5 - 1.0	2.71E-01	1.28E-01	3.44E+01	0.00E+00	1.89E-01	0.00E+00	0.00E+00
2100X-1-CJ-FCV3-003	1.0 - 1.5	1.35E-01	2.38E-01	2.08E+01	0.00E+00	0.00E+00	7.24E-02	0.00E+00
Location 4								
Sample ID	Depth (inches)	Activity (pCi/g)						
		Co-60	Cs-134	Cs-137	Eu-152	Eu-154	Eu-155	Am-241
2100X-1-CJ-WCV1-004	0.0 - 0.5	4.35E-02	0.00E+00	4.18E+00	7.34E-02	0.00E+00	6.69E-02	0.00E+00
2100X-1-CJ-WCV2-004	0.5 - 1.0	1.49E-01	8.96E-02	3.70E-01	0.00E+00	2.89E-02	2.85E-01	0.00E+00
2100X-1-CJ-WCV3-004	1.0 - 1.5	1.53E-01	0.00E+00	2.58E-01	3.71E-02	1.61E-02	1.45E-01	0.00E+00
Location 5								
Sample ID	Depth (inches)	Activity (pCi/g)						
		Co-60	Cs-134	Cs-137	Eu-152	Eu-154	Eu-155	Am-241
2100X-1-CJ-FCV1-005	0.0 - 0.5	8.21E-01	1.43E+00	7.93E+02	7.41E-01	5.70E-01	0.00E+00	1.28E-01
2100X-1-CJ-FCV2-005	0.5 - 1.0	5.45E-02	4.50E-02	2.55E+01	2.53E-01	0.00E+00	0.00E+00	0.00E+00
2100X-1-CJ-FCV3-005	1.0 - 1.5	7.95E-02	2.43E-01	5.93E+01	0.00E+00	0.00E+00	8.99E-01	2.65E-01

Location 6								
Sample ID	Depth (inches)	Activity (pCi/g)						
		Co-60	Cs-134	Cs-137	Eu-152	Eu-154	Eu-155	Am-241
2100X-1-CJ-FCV1-006	0.0 - 0.5	2.09E+00	8.23E-02	1.33E+02	0.00E+00	0.00E+00	7.11E-02	0.00E+00
2100X-1-CJ-FCV2-006	0.5 - 1.0	3.90E-02	0.00E+00	1.93E+00	0.00E+00	0.00E+00	4.41E-02	0.00E+00
2100X-1-CJ-FCV3-006	1.0 - 1.5	0.00E+00	0.00E+00	2.26E+00	0.00E+00	1.98E-04	1.86E-01	0.00E+00
2100X-1-CJ-FCV4-006	1.5 - 2.0	1.50E-01	0.00E+00	9.00E-01	4.28E-02	0.00E+00	1.91E-01	0.00E+00
2100X-1-CJ-FCV5-006	2.0 - 4.0	2.84E-01	0.00E+00	5.64E-01	0.00E+00	1.14E-01	1.16E-01	0.00E+00
2100X-1-CJ-FCV6-006	4.0 - 6.0	1.65E-01	0.00E+00	1.23E+00	0.00E+00	6.19E-02	0.00E+00	0.00E+00
Location 7								
Sample ID	Depth (inches)	Activity (pCi/g)						
		Co-60	Cs-134	Cs-137	Eu-152	Eu-154	Eu-155	Am-241
2100X-1-CJ-FCV1-007	0.0 - 0.5	5.81E-01	0.00E+00	5.81E+01	7.95E-01	3.00E-01	4.28E-03	1.10E-01
2100X-1-CJ-FCV2-007	0.5 - 1.0	9.88E-02	0.00E+00	1.04E+00	2.94E-01	0.00E+00	1.20E-01	0.00E+00
2100X-1-CJ-FCV3-007	1.0 - 1.5	8.84E-02	6.26E-02	3.05E-01	0.00E+00	0.00E+00	7.34E-02	0.00E+00
2100X-1-CJ-FCV4-007	1.5 - 2.0	1.53E-01	0.00E+00	2.88E+00	0.00E+00	8.60E-02	0.00E+00	0.00E+00
2100X-1-CJ-FCV5-007	2.0 - 4.0	1.11E-01	0.00E+00	3.49E-01	2.51E-01	6.70E-02	4.05E-01	7.18E-02
2100X-1-CJ-FCV6-007	4.0 - 6.0	0.00E+00	0.00E+00	4.16E-01	0.00E+00	0.00E+00	1.39E-02	5.38E-02
Location 8								
Sample ID	Depth (inches)	Activity (pCi/g)						
		Co-60	Cs-134	Cs-137	Eu-152	Eu-154	Eu-155	Am-241
2100X-1-CJ-WCV1-008	0.0 - 0.5	0.00E+00	0.00E+00	1.80E-01	0.00E+00	9.70E-03	2.58E-01	8.76E-02
2100X-1-CJ-WCV2-008	0.5 - 1.0	9.99E-02	3.45E-02	1.61E-01	0.00E+00	1.75E-02	8.41E-02	0.00E+00
2100X-1-CJ-WCV3-008	1.0 - 1.5	7.11E-02	1.70E-01	5.13E-02	0.00E+00	0.00E+00	0.00E+00	0.00E+00
Location 9								
Sample ID	Depth (inches)	Activity (pCi/g)						
		Co-60	Cs-134	Cs-137	Eu-152	Eu-154	Eu-155	Am-241
2100X-1-CJ-FCV1-009	0.0 - 0.5	2.73E-01	2.99E-02	3.31E+01	1.84E-01	1.17E-01	0.00E+00	0.00E+00
2100X-1-CJ-FCV2-009	0.5 - 1.0	8.78E-02	0.00E+00	1.01E-01	0.00E+00	0.00E+00	0.00E+00	0.00E+00
2100X-1-CJ-FCV3-009	1.0 - 1.5	1.19E-01	6.94E-02	4.48E-02	5.94E-02	9.88E-02	0.00E+00	0.00E+00
Location 10								
Sample ID	Depth (inches)	Activity (pCi/g)						
		Co-60	Cs-134	Cs-137	Eu-152	Eu-154	Eu-155	Am-241
2100X-1-CJ-FCV1-010	0.0 - 0.5	1.73E+00	1.14E-01	8.26E+01	0.00E+00	0.00E+00	0.00E+00	3.55E-01
2100X-1-CJ-FCV2-010	0.5 - 1.0	1.93E-02	0.00E+00	1.55E+01	0.00E+00	0.00E+00	2.01E-01	1.08E-01
2100X-1-CJ-FCV3-010	1.0 - 1.5	1.50E-01	0.00E+00	3.43E+00	0.00E+00	0.00E+00	0.00E+00	0.00E+00
2100X-1-CJ-FCV4-010	1.5 - 2.0	8.91E-02	0.00E+00	2.43E+00	1.60E-01	0.00E+00	1.90E-01	2.88E-02
2100X-1-CJ-FCV5-010	2.0 - 4.0	2.43E-02	0.00E+00	1.69E+00	1.95E-01	1.10E-01	3.09E-01	1.76E-01
2100X-1-CJ-FCV6-010	4.0 - 6.0	1.93E-02	0.00E+00	3.96E-01	0.00E+00	0.00E+00	2.13E-01	0.00E+00

Location 11								
Sample ID	Depth (inches)	Activity (pCi/g)						
		Co-60	Cs-134	Cs-137	Eu-152	Eu-154	Eu-155	Am-241
2100X-1-CJ-FCV1-011	0.0 - 0.5	3.06E+00	2.78E-01	5.73E+01	0.00E+00	6.69E-02	9.48E-02	7.49E-02
2100X-1-CJ-FCV2-011	0.5 - 1.0	1.34E-01	1.44E-01	6.41E+00	1.54E+00	2.15E-01	8.34E-02	0.00E+00
2100X-1-CJ-FCV3-011	1.0 - 1.5	7.14E-02	0.00E+00	1.20E+00	0.00E+00	0.00E+00	1.93E-01	0.00E+00
Location 12								
Sample ID	Depth (inches)	Activity (pCi/g)						
		Co-60	Cs-134	Cs-137	Eu-152	Eu-154	Eu-155	Am-241
2100X-1-CJ-WCV1-012	0.0 - 0.5	9.44E-02	0.00E+00	9.86E-01	8.01E-02	4.35E-02	3.24E-01	0.00E+00
2100X-1-CJ-WCV2-012	0.5 - 1.0	7.05E-01	9.78E-02	0.00E+00	0.00E+00	7.80E-02	2.79E-02	0.00E+00
2100X-1-CJ-WCV3-012	1.0 - 1.5	1.85E-01	2.71E-01	3.03E-02	0.00E+00	3.88E-02	7.44E-02	0.00E+00
2100X-1-CJ-WCV4-012	1.5 - 2.0	1.71E-02	5.05E-02	3.23E-01	0.00E+00	0.00E+00	1.63E-01	8.40E-02
2100X-1-CJ-WCV5-012	2.0 - 4.0	2.74E-02	0.00E+00	0.00E+00	8.64E-03	1.39E-01	0.00E+00	0.00E+00
2100X-1-CJ-WCV6-012	4.0 - 6.0	4.61E-02	0.00E+00	8.45E-02	0.00E+00	0.00E+00	3.66E-01	0.00E+00
Location 13								
Sample ID	Depth (inches)	Activity (pCi/g)						
		Co-60	Cs-134	Cs-137	Eu-152	Eu-154	Eu-155	Am-241
2100X-1-CJ-WCV1-013	0.0 - 0.5	9.96E-02	9.83E-02	1.53E+00	1.50E-01	2.25E-01	3.06E-01	0.00E+00
2100X-1-CJ-WCV2-013	0.5 - 1.0	7.13E-02	0.00E+00	3.91E-01	0.00E+00	0.00E+00	0.00E+00	0.00E+00
2100X-1-CJ-WCV3-013	1.0 - 1.5	4.69E-02	0.00E+00	1.84E-01	1.15E-01	0.00E+00	0.00E+00	0.00E+00
2100X-1-CJ-WCV4-013	1.5 - 2.0	0.00E+00	2.96E-01	1.78E-01	0.00E+00	0.00E+00	3.23E-01	0.00E+00
2100X-1-CJ-WCV5-013	2.0 - 4.0	1.16E-01	0.00E+00	1.99E-01	0.00E+00	0.00E+00	7.09E-02	0.00E+00
2100X-1-CJ-WCV6-013	4.0 - 6.0	6.04E-02	0.00E+00	1.06E-01	1.86E-02	1.66E-01	0.00E+00	1.17E-01
Location 14								
Sample ID	Depth (inches)	Activity (pCi/g)						
		Co-60	Cs-134	Cs-137	Eu-152	Eu-154	Eu-155	Am-241
2100X-1-CJ-FCV1-014	0.0 - 0.5	7.81E-01	3.44E-02	1.30E+02	1.25E-01	1.13E-02	2.66E-02	1.83E-01
2100X-1-CJ-FCV2-014	0.5 - 1.0	8.46E-02	0.00E+00	2.05E+01	6.28E-02	0.00E+00	1.96E-01	1.39E-01
2100X-1-CJ-FCV3-014	1.0 - 1.5	0.00E+00	0.00E+00	6.79E+00	2.15E-01	1.79E-01	3.28E-01	0.00E+00

(Notes) Bold values indicate positively identified radionuclide concentrations. Negative values in the data were recorded as zero.

Table A.12 – 2100 Summary Statistics

Radionuclide	Min (pCi/g)	Max (pCi/g)	Mean (pCi/g)	Median (pCi/g)	SD (pCi/g)
Co-60	0.00E+00	2.09E+00	2.76E-01	8.84E-02	5.60E-01
Cs-134	0.00E+00	1.43E+00	9.09E-02	0.00E+00	2.39E-01
Cs-137	0.00E+00	7.93E+02	3.77E+01	9.86E-01	1.26E+02
Eu-152	0.00E+00	1.54E+00	8.94E-02	0.00E+00	2.38E-01
Eu-154	0.00E+00	5.70E-01	4.80E-02	0.00E+00	9.54E-02
Eu-155	0.00E+00	8.99E-01	1.24E-01	7.34E-02	1.54E-01
Am-241	0.00E+00	3.89E-01	8.94E-02	0.00E+00	8.37E-02

Table A.13 – 2200 Gamma Spectroscopy Results for Concrete Samples

Location 1								
Sample ID	Depth (inches)	Activity (pCi/g)						
		Co-60	Cs-134	Cs-137	Eu-152	Eu-154	Eu-155	Am-241
2200X-1-CJ-FCV1-001	0.0 - 0.5	3.66E-01	7.39E-02	2.23E+01	1.86E-01	2.24E-01	1.22E-01	1.40E-02
2200X-1-CJ-FCV2-001	0.5 - 1.0	1.78E-01	0.00E+00	8.99E-01	0.00E+00	0.00E+00	3.24E-01	0.00E+00
2200X-1-CJ-FCV3-001	1.0 - 1.5	1.18E-01	0.00E+00	3.06E-01	8.23E-02	0.00E+00	0.00E+00	0.00E+00
2200X-1-CJ-FCV4-001	1.5 - 2.0	3.54E-02	0.00E+00	9.19E-01	0.00E+00	0.00E+00	2.14E-01	0.00E+00
2200X-1-CJ-FCV5-001	2.0 - 4.0	9.08E-02	3.99E-02	6.30E-02	6.99E-02	0.00E+00	4.06E-02	0.00E+00
2200X-1-CJ-FCV6-001	4.0 - 6.0	1.16E-01	0.00E+00	5.54E-02	0.00E+00	6.89E-02	2.23E-01	9.04E-03
Location 2								
Sample ID	Depth (inches)	Activity (pCi/g)						
		Co-60	Cs-134	Cs-137	Eu-152	Eu-154	Eu-155	Am-241
2200X-1-CJ-FCV1-002	0.0 - 0.5	1.34E-01	0.00E+00	4.40E+01	2.89E-02	0.00E+00	0.00E+00	0.00E+00
2200X-1-CJ-FCV2-002	0.5 - 1.0	1.01E-01	0.00E+00	2.20E+00	0.00E+00	0.00E+00	0.00E+00	3.90E-02
2200X-1-CJ-FCV3-002	1.0 - 1.5	7.66E-02	0.00E+00	8.05E-01	0.00E+00	0.00E+00	2.24E-01	0.00E+00
2200X-1-CJ-FCV4-002	1.5 - 2.0	1.64E-01	3.21E-02	4.50E+00	1.76E-02	0.00E+00	6.04E-02	3.44E-02
2200X-1-CJ-FCV5-002	2.0 - 4.0	5.95E-02	2.84E-02	2.84E-01	0.00E+00	1.68E-01	2.04E-02	0.00E+00
2200X-1-CJ-FCV6-002	4.0 - 6.0	1.45E-01	0.00E+00	2.66E-01	0.00E+00	0.00E+00	3.98E-02	0.00E+00
Location 3								
Sample ID	Depth (inches)	Activity (pCi/g)						
		Co-60	Cs-134	Cs-137	Eu-152	Eu-154	Eu-155	Am-241
2200X-1-CJ-FCV1-003	0.0 - 0.5	2.59E-01	1.86E-01	2.35E+01	0.00E+00	8.79E-03	0.00E+00	0.00E+00
2200X-1-CJ-FCV2-003	0.5 - 1.0	2.03E-01	0.00E+00	1.12E+00	1.41E-01	9.56E-02	1.79E-02	6.29E-02
2200X-1-CJ-FCV3-003	1.0 - 1.5	2.74E-01	1.17E-01	1.23E+00	0.00E+00	0.00E+00	0.00E+00	6.79E-02
2200X-1-CJ-FCV4-003	1.5 - 2.0	2.70E-02	9.23E-02	5.39E-01	6.94E-02	0.00E+00	1.26E-01	1.38E-03
2200X-1-CJ-FCV5-003	2.0 - 4.0	7.21E-02	0.00E+00	2.66E-01	0.00E+00	0.00E+00	3.16E-01	7.11E-02
2200X-1-CJ-FCV6-003	4.0 - 6.0	0.00E+00	0.00E+00	1.33E-01	0.00E+00	0.00E+00	3.08E-01	0.00E+00
Location 4								
Sample ID	Depth (inches)	Activity (pCi/g)						
		Co-60	Cs-134	Cs-137	Eu-152	Eu-154	Eu-155	Am-241
2200X-1-CJ-FCV1-004	0.0 - 0.5	1.83E+00	6.26E-01	2.68E+02	0.00E+00	0.00E+00	1.66E-01	0.00E+00
2200X-1-CJ-FCV2-004	0.5 - 1.0	8.04E-02	0.00E+00	3.08E+00	0.00E+00	6.18E-02	1.61E-01	2.89E-01
2200X-1-CJ-FCV3-004	1.0 - 1.5	1.33E-01	1.66E-01	2.21E+00	1.56E-01	1.34E-01	3.30E-01	0.00E+00
2200X-1-CJ-FCV4-004	1.5 - 2.0	1.45E-01	0.00E+00	1.63E+00	1.18E-01	1.74E-02	1.51E-01	0.00E+00
2200X-1-CJ-FCV5-004	2.0 - 4.0	4.71E-02	2.74E-02	1.94E-01	1.38E-02	1.48E-01	0.00E+00	0.00E+00
2200X-1-CJ-FCV6-004	4.0 - 6.0	1.89E-01	1.21E-01	3.14E-01	8.40E-02	0.00E+00	2.18E-01	0.00E+00

Location 5								
Sample ID	Depth (inches)	Activity (pCi/g)						
		Co-60	Cs-134	Cs-137	Eu-152	Eu-154	Eu-155	Am-241
2200X-1-CJ-WCV1-005	0.0 - 0.5	3.95E-01	1.75E-01	5.11E+00	0.00E+00	0.00E+00	1.09E-02	0.00E+00
2200X-1-CJ-WCV2-005	0.5 - 1.0	1.36E-01	0.00E+00	3.96E-01	1.09E-01	0.00E+00	0.00E+00	0.00E+00
2200X-1-CJ-WCV3-005	1.0 - 1.5	0.00E+00	0.00E+00	3.56E-01	0.00E+00	0.00E+00	4.18E-01	0.00E+00
Location 6								
Sample ID	Depth (inches)	Activity (pCi/g)						
		Co-60	Cs-134	Cs-137	Eu-152	Eu-154	Eu-155	Am-241
2200X-1-CJ-FCV1-006	0.0 - 0.5	7.76E-01	1.71E-01	7.54E+02	0.00E+00	6.36E-01	0.00E+00	0.00E+00
2200X-1-CJ-FCV2-006	0.5 - 1.0	0.00E+00	0.00E+00	3.21E+01	2.93E-01	7.35E-02	6.84E-01	0.00E+00
2200X-1-CJ-FCV3-006	1.0 - 1.5	5.69E-02	0.00E+00	1.24E+00	0.00E+00	0.00E+00	0.00E+00	0.00E+00
Location 7								
Sample ID	Depth (inches)	Activity (pCi/g)						
		Co-60	Cs-134	Cs-137	Eu-152	Eu-154	Eu-155	Am-241
2200X-1-CJ-WCV1-007	0.0 - 0.5	1.18E-01	0.00E+00	9.30E+00	0.00E+00	0.00E+00	0.00E+00	0.00E+00
2200X-1-CJ-WCV2-007	0.5 - 1.0	1.18E-01	2.48E-01	2.25E+00	1.35E-01	6.55E-02	1.19E-01	0.00E+00
2200X-1-CJ-WCV3-007	1.0 - 1.5	4.25E-02	0.00E+00	1.80E+00	1.75E-01	0.00E+00	0.00E+00	0.00E+00
Location 8								
Sample ID	Depth (inches)	Activity (pCi/g)						
		Co-60	Cs-134	Cs-137	Eu-152	Eu-154	Eu-155	Am-241
2200X-1-CJ-FCV1-008	0.0 - 0.5	4.94E+01	1.21E+00	1.33E+03	0.00E+00	0.00E+00	0.00E+00	0.00E+00
2200X-1-CJ-FCV2-008	0.5 - 1.0	9.20E+00	4.35E-01	2.06E+02	5.84E-01	4.38E-01	0.00E+00	0.00E+00
2200X-1-CJ-FCV3-008	1.0 - 1.5	4.04E+00	9.53E-01	2.68E+02	0.00E+00	0.00E+00	0.00E+00	1.12E+00
Location 9								
Sample ID	Depth (inches)	Activity (pCi/g)						
		Co-60	Cs-134	Cs-137	Eu-152	Eu-154	Eu-155	Am-241
2200X-1-CJ-WCV1-009	0.0 - 0.5	3.81E-01	4.79E-01	5.09E+01	9.51E-01	0.00E+00	3.75E-01	0.00E+00
2200X-1-CJ-WCV2-009	0.5 - 1.0	2.53E-01	2.83E-01	2.81E+00	0.00E+00	0.00E+00	0.00E+00	0.00E+00
2200X-1-CJ-WCV3-009	1.0 - 1.5	6.94E-02	0.00E+00	6.28E+00	2.86E-02	1.64E-03	5.06E-03	0.00E+00
Location 10								
Sample ID	Depth (inches)	Activity (pCi/g)						
		Co-60	Cs-134	Cs-137	Eu-152	Eu-154	Eu-155	Am-241
2200X-1-CJ-FCV1-010	0.0 - 0.5	9.13E+00	6.39E-01	4.51E+02	0.00E+00	0.00E+00	1.99E-01	4.53E-01
2200X-1-CJ-FCV2-010	0.5 - 1.0	2.46E-01	3.59E-02	2.15E+01	0.00E+00	4.55E-02	2.49E-01	4.88E-02
2200X-1-CJ-FCV3-010	1.0 - 1.5	4.10E-01	1.26E-02	1.08E+01	8.51E-02	1.98E-01	0.00E+00	0.00E+00
2200X-1-CJ-FCV4-010	1.5 - 2.0	1.60E+00	0.00E+00	1.81E+01	2.73E-01	0.00E+00	5.26E-01	2.75E-01
2200X-1-CJ-FCV5-010	2.0 - 4.0	2.03E-02	7.71E-02	2.65E+00	1.79E-01	1.20E-02	0.00E+00	0.00E+00
2200X-1-CJ-FCV6-010	4.0 - 6.0	0.00E+00	8.41E-02	2.45E+00	0.00E+00	0.00E+00	0.00E+00	0.00E+00

Location 11								
Sample ID	Depth (inches)	Activity (pCi/g)						
		Co-60	Cs-134	Cs-137	Eu-152	Eu-154	Eu-155	Am-241
2200X-1-CJ-FCV1-011	0.0 - 0.5	4.85E-01	0.00E+00	7.23E+01	2.53E-01	1.04E-01	1.16E+00	0.00E+00
2200X-1-CJ-FCV2-011	0.5 - 1.0	2.58E-01	0.00E+00	2.75E+00	2.48E-01	8.21E-02	0.00E+00	0.00E+00
2200X-1-CJ-FCV3-011	1.0 - 1.5	1.22E-01	0.00E+00	5.41E+00	1.41E-01	7.65E-03	2.31E-01	0.00E+00
Location 19								
Sample ID	Depth (inches)	Activity (pCi/g)						
		Co-60	Cs-134	Cs-137	Eu-152	Eu-154	Eu-155	Am-241
2200X-1-CJ-WCV1-019	0.0 - 0.5	1.17E-01	8.18E-03	4.83E+00	0.00E+00	1.64E-02	0.00E+00	0.00E+00
2200X-1-CJ-WCV2-019	0.5 - 1.0	0.00E+00	0.00E+00	8.09E-01	1.07E-01	1.84E-02	0.00E+00	0.00E+00
2200X-1-CJ-WCV3-019	1.0 - 1.5	8.14E-02	1.13E-01	1.07E-01	0.00E+00	8.75E-02	0.00E+00	0.00E+00
2200X-1-CJ-WCV4-019	1.5 - 2.0	1.28E-01	0.00E+00	1.74E-01	0.00E+00	4.66E-02	0.00E+00	0.00E+00
2200X-1-CJ-WCV5-019	2.0 - 4.0	1.18E-01	0.00E+00	2.43E-01	0.00E+00	3.56E-03	0.00E+00	3.01E-02
2200X-1-CJ-WCV6-019	4.0 - 6.0	8.50E-02	0.00E+00	1.08E-01	0.00E+00	0.00E+00	1.06E-01	0.00E+00
Location 20								
Sample ID	Depth (inches)	Activity (pCi/g)						
		Co-60	Cs-134	Cs-137	Eu-152	Eu-154	Eu-155	Am-241
2200X-1-CJ-FCV1-020	0.0 - 0.5	2.06E+01	2.60E+01	1.25E+04	0.00E+00	0.00E+00	0.00E+00	0.00E+00
2200X-1-CJ-FCV2-020	0.5 - 1.0	2.30E+00	1.58E+00	1.16E+03	7.84E-01	2.81E-01	0.00E+00	0.00E+00
2200X-1-CJ-FCV3-020	1.0 - 1.5	3.68E-01	1.81E-01	1.43E+02	0.00E+00	0.00E+00	0.00E+00	1.17E-02
Location 21								
Sample ID	Depth (inches)	Activity (pCi/g)						
		Co-60	Cs-134	Cs-137	Eu-152	Eu-154	Eu-155	Am-241
2200X-1-CJ-FCV1-021	0.0 - 0.5	5.18E-01	7.65E-01	4.73E+02	0.00E+00	0.00E+00	0.00E+00	7.38E-01
2200X-1-CJ-FCV2-021	0.5 - 1.0	1.17E-01	2.94E-01	1.54E+01	1.15E-01	1.74E-01	0.00E+00	0.00E+00
2200X-1-CJ-FCV3-021	1.0 - 1.5	5.16E-02	2.88E-01	4.29E+00	0.00E+00	6.04E-02	0.00E+00	0.00E+00
Location 22								
Sample ID	Depth (inches)	Activity (pCi/g)						
		Co-60	Cs-134	Cs-137	Eu-152	Eu-154	Eu-155	Am-241
2200X-1-CJ-FCV1-022	0.0 - 0.5	1.04E+00	1.09E+00	1.81E+04	0.00E+00	0.00E+00	3.09E+00	0.00E+00
2200X-1-CJ-FCV2-022	0.5 - 1.0	4.49E-01	2.09E-01	2.63E+03	3.50E+00	1.04E+00	1.20E+00	0.00E+00
2200X-1-CJ-FCV3-022	1.0 - 1.5	1.24E-01	2.84E-01	1.18E+03	0.00E+00	0.00E+00	7.08E-01	0.00E+00
Location 23								
Sample ID	Depth (inches)	Activity (pCi/g)						
		Co-60	Cs-134	Cs-137	Eu-152	Eu-154	Eu-155	Am-241
2200X-1-CJ-WCV1-023	0.0 - 0.5	1.33E-01	8.85E-02	5.28E+01	0.00E+00	7.95E-02	6.74E-01	0.00E+00
2200X-1-CJ-WCV2-023	0.5 - 1.0	2.54E-02	0.00E+00	1.64E+01	0.00E+00	2.11E-01	3.01E-01	0.00E+00
2200X-1-CJ-WCV3-023	1.0 - 1.5	3.19E-02	0.00E+00	2.45E+00	0.00E+00	8.85E-02	1.90E-01	0.00E+00

FCS Decommissioning Project Radiological Characterization Report

Location 24								
Sample ID	Depth (inches)	Activity (pCi/g)						
		Co-60	Cs-134	Cs-137	Eu-152	Eu-154	Eu-155	Am-241
2200X-1-CJ-WCV1-024	0.0 - 0.5	4.25E-01	0.00E+00	1.33E+00	1.09E-01	0.00E+00	0.00E+00	2.10E-01
2200X-1-CJ-WCV2-024	0.5 - 1.0	1.11E-01	0.00E+00	1.55E-01	2.45E-01	6.50E-02	0.00E+00	1.29E-01
2200X-1-CJ-WCV3-024	1.0 - 1.5	1.51E-01	0.00E+00	1.19E-01	0.00E+00	0.00E+00	1.01E-01	0.00E+00
2200X-1-CJ-WCV4-024	1.5 - 2.0	2.28E-01	0.00E+00	2.28E-01	1.08E-01	2.04E-01	0.00E+00	6.59E-02
2200X-1-CJ-WCV5-024	2.0 - 4.0	1.01E-01	0.00E+00	2.48E-01	8.50E-02	0.00E+00	0.00E+00	1.51E-01
2200X-1-CJ-WCV6-024	4.0 - 6.0	4.73E-01	0.00E+00	0.00E+00	1.78E-01	3.09E-02	1.16E-01	0.00E+00
Location 25								
Sample ID	Depth (inches)	Activity (pCi/g)						
		Co-60	Cs-134	Cs-137	Eu-152	Eu-154	Eu-155	Am-241
2200X-1-CJ-FCV1-025	0.0 - 0.5	8.61E-01	1.81E-01	4.09E+01	0.00E+00	4.41E-01	7.81E-01	0.00E+00
2200X-1-CJ-FCV2-025	0.5 - 1.0	9.51E-02	0.00E+00	1.69E-01	0.00E+00	0.00E+00	7.45E-02	0.00E+00
2200X-1-CJ-FCV3-025	1.0 - 1.5	2.75E-01	0.00E+00	6.58E-01	0.00E+00	0.00E+00	1.27E-01	0.00E+00
Location 26								
Sample ID	Depth (inches)	Activity (pCi/g)						
		Co-60	Cs-134	Cs-137	Eu-152	Eu-154	Eu-155	Am-241
2200X-1-CJ-FCV1-026	0.0 - 0.5	1.76E-01	0.00E+00	2.18E+04	0.00E+00	0.00E+00	5.50E+00	0.00E+00
2200X-1-CJ-FCV2-026	0.5 - 1.0	1.42E-01	1.73E-01	3.85E+02	0.00E+00	0.00E+00	0.00E+00	0.00E+00
2200X-1-CJ-FCV3-026	1.0 - 1.5	1.21E-01	0.00E+00	1.61E+02	5.64E-01	0.00E+00	1.24E-01	0.00E+00
Location 27								
Sample ID	Depth (inches)	Activity (pCi/g)						
		Co-60	Cs-134	Cs-137	Eu-152	Eu-154	Eu-155	Am-241
2200X-1-CJ-WCV1-027	0.0 - 0.5	8.80E-02	0.00E+00	6.18E+00	0.00E+00	2.99E-02	0.00E+00	0.00E+00
2200X-1-CJ-WCV2-027	0.5 - 1.0	1.04E-01	0.00E+00	4.15E-01	0.00E+00	1.13E-01	0.00E+00	0.00E+00
2200X-1-CJ-WCV3-027	1.0 - 1.5	1.94E-01	0.00E+00	4.82E-01	0.00E+00	0.00E+00	2.74E-01	0.00E+00
Location 28								
Sample ID	Depth (inches)	Activity (pCi/g)						
		Co-60	Cs-134	Cs-137	Eu-152	Eu-154	Eu-155	Am-241
2200X-1-CJ-FCV1-028	0.0 - 0.5	2.59E-01	5.50E-01	2.81E+00	6.28E-02	0.00E+00	0.00E+00	0.00E+00
2200X-1-CJ-FCV2-028	0.5 - 1.0	7.83E-02	0.00E+00	5.01E-01	2.65E-01	6.84E-02	4.38E-01	0.00E+00
2200X-1-CJ-FCV3-028	1.0 - 1.5	2.18E-01	0.00E+00	2.96E-01	2.59E-03	0.00E+00	1.51E-01	0.00E+00
Location 29								
Sample ID	Depth (inches)	Activity (pCi/g)						
		Co-60	Cs-134	Cs-137	Eu-152	Eu-154	Eu-155	Am-241
2200X-1-CJ-FCV1-029	0.0 - 0.5	1.76E-01	9.40E-04	3.00E+02	1.28E-01	9.73E-02	0.00E+00	0.00E+00
2200X-1-CJ-FCV2-029	0.5 - 1.0	5.18E-02	4.86E-02	3.64E+01	0.00E+00	0.00E+00	1.65E-01	1.55E-01
2200X-1-CJ-FCV3-029	1.0 - 1.5	8.12E-02	0.00E+00	6.76E+01	1.14E-01	0.00E+00	4.15E-02	8.24E-02

FCS Decommissioning Project Radiological Characterization Report

Location 30								
Sample ID	Depth (inches)	Activity (pCi/g)						
		Co-60	Cs-134	Cs-137	Eu-152	Eu-154	Eu-155	Am-241
2200X-1-CJ-FCV1-030	0.0 - 0.5	1.41E+02	0.00E+00	3.10E+02	0.00E+00	0.00E+00	1.02E+00	7.74E-01
2200X-1-CJ-FCV2-030	0.5 - 1.0	4.76E+00	2.44E-02	6.94E+00	0.00E+00	0.00E+00	1.39E-01	1.26E-01
2200X-1-CJ-FCV3-030	1.0 - 1.5	2.14E+00	4.79E-02	3.05E+00	0.00E+00	0.00E+00	0.00E+00	6.44E-02
2200X-1-CJ-FCV4-030	1.5 - 2.0	3.39E+00	0.00E+00	5.90E+00	0.00E+00	0.00E+00	1.71E-01	0.00E+00
2200X-1-CJ-FCV5-030	2.0 - 4.0	2.04E-01	0.00E+00	2.18E-01	0.00E+00	7.95E-02	2.41E-01	0.00E+00
2200X-1-CJ-FCV6-030	4.0 - 6.0	1.56E-01	0.00E+00	5.08E-01	0.00E+00	2.41E-01	0.00E+00	1.16E-01
Location 31								
Sample ID	Depth (inches)	Activity (pCi/g)						
		Co-60	Cs-134	Cs-137	Eu-152	Eu-154	Eu-155	Am-241
2200X-1-CJ-FCV1-031	0.0 - 0.5	8.00E+00	4.86E-01	4.14E+02	0.00E+00	0.00E+00	1.86E+00	0.00E+00
2200X-1-CJ-FCV2-031	0.5 - 1.0	1.54E-01	2.21E-01	5.73E+01	0.00E+00	0.00E+00	0.00E+00	7.98E-02
2200X-1-CJ-FCV3-031	1.0 - 1.5	5.76E-01	0.00E+00	3.55E+02	3.30E-01	2.76E-01	6.27E-01	0.00E+00
Location 32								
Sample ID	Depth (inches)	Activity (pCi/g)						
		Co-60	Cs-134	Cs-137	Eu-152	Eu-154	Eu-155	Am-241
2200X-1-CJ-WCV1-032	0.0 - 0.5	5.60E-02	0.00E+00	3.36E+00	1.63E-01	0.00E+00	3.21E-01	1.18E-02
2200X-1-CJ-WCV2-032	0.5 - 1.0	1.68E-01	0.00E+00	2.54E-01	1.79E-01	2.55E-01	3.48E-01	0.00E+00
2200X-1-CJ-WCV3-032	1.0 - 1.5	3.70E-02	0.00E+00	9.09E-02	5.78E-02	9.28E-02	2.31E-02	0.00E+00
2200X-1-CJ-WCV4-032	1.5 - 2.0	1.38E-01	0.00E+00	1.76E-01	3.71E-02	0.00E+00	3.51E-02	5.78E-02
2200X-1-CJ-WCV5-032	2.0 - 4.0	3.06E-01	0.00E+00	1.85E-01	0.00E+00	3.03E-03	0.00E+00	0.00E+00
2200X-1-CJ-WCV6-032	4.0 - 6.0	8.12E-02	0.00E+00	0.00E+00	6.48E-02	0.00E+00	0.00E+00	0.00E+00
Location 33								
Sample ID	Depth (inches)	Activity (pCi/g)						
		Co-60	Cs-134	Cs-137	Eu-152	Eu-154	Eu-155	Am-241
2200X-1-CJ-WCV1-033	0.0 - 0.5	0.00E+00	2.70E-02	2.63E-01	1.50E-01	3.15E-01	0.00E+00	1.01E-01
2200X-1-CJ-WCV2-033	0.5 - 1.0	1.45E-01	0.00E+00	5.83E-02	1.07E-01	1.88E-02	1.20E-01	0.00E+00
2200X-1-CJ-WCV3-033	1.0 - 1.5	3.82E-01	0.00E+00	1.10E-01	6.36E-03	1.24E-01	1.66E-01	0.00E+00
2200X-1-CJ-WCV4-033	1.5 - 2.0	1.44E-01	0.00E+00	8.04E-02	0.00E+00	1.16E-02	0.00E+00	2.34E-02
2200X-1-CJ-WCV5-033	2.0 - 4.0	7.53E-02	0.00E+00	6.68E-02	2.05E-01	1.13E-01	8.68E-02	0.00E+00
2200X-1-CJ-WCV6-033	4.0 - 6.0	1.48E-01	0.00E+00	3.42E-01	1.07E-01	4.21E-01	0.00E+00	0.00E+00

Location 34								
Sample ID	Depth (inches)	Activity (pCi/g)						
		Co-60	Cs-134	Cs-137	Eu-152	Eu-154	Eu-155	Am-241
2200X-1-CJ-WCV1-034	0.0 - 0.5	1.53E-01	0.00E+00	8.21E-01	2.03E-01	0.00E+00	8.03E-02	0.00E+00
2200X-1-CJ-WCV2-034	0.5 - 1.0	1.20E-02	0.00E+00	2.29E-01	0.00E+00	2.81E-02	1.61E-01	0.00E+00
2200X-1-CJ-WCV3-034	1.0 - 1.5	0.00E+00	0.00E+00	4.97E-02	0.00E+00	0.00E+00	0.00E+00	0.00E+00
2200X-1-CJ-WCV4-034	1.5 - 2.0	2.36E-01	0.00E+00	5.33E-03	1.51E-01	0.00E+00	3.55E-02	0.00E+00
2200X-1-CJ-WCV5-034	2.0 - 4.0	2.90E-01	0.00E+00	1.18E-01	2.18E-02	0.00E+00	0.00E+00	0.00E+00
2200X-1-CJ-WCV6-034	4.0 - 6.0	1.89E-01	0.00E+00	0.00E+00	3.36E-01	0.00E+00	2.50E-01	0.00E+00
Location 35								
Sample ID	Depth (inches)	Activity (pCi/g)						
		Co-60	Cs-134	Cs-137	Eu-152	Eu-154	Eu-155	Am-241
2200X-1-CJ-FCV1-035	0.0 - 0.5	1.85E+01	7.54E-02	8.51E+02	3.15E-01	0.00E+00	0.00E+00	5.39E-01
2200X-1-CJ-FCV2-035	0.5 - 1.0	3.03E+00	2.25E-01	1.87E+02	6.15E-01	8.48E-01	3.97E-01	0.00E+00
2200X-1-CJ-FCV3-035	1.0 - 1.5	1.38E+00	0.00E+00	4.03E+01	0.00E+00	1.62E-01	6.09E-02	0.00E+00
Location 36								
Sample ID	Depth (inches)	Activity (pCi/g)						
		Co-60	Cs-134	Cs-137	Eu-152	Eu-154	Eu-155	Am-241
2200X-1-CJ-FCV1-036	0.0 - 0.5	4.20E+00	4.16E-01	1.08E+02	0.00E+00	0.00E+00	0.00E+00	6.43E-02
2200X-1-CJ-FCV2-036	0.5 - 1.0	2.35E-01	0.00E+00	9.50E+00	0.00E+00	0.00E+00	0.00E+00	0.00E+00
2200X-1-CJ-FCV3-036	1.0 - 1.5	1.54E-01	6.55E-03	4.39E+00	1.22E-01	1.64E-01	1.04E-01	0.00E+00
Location 37								
Sample ID	Depth (inches)	Activity (pCi/g)						
		Co-60	Cs-134	Cs-137	Eu-152	Eu-154	Eu-155	Am-241
2200X-1-CJ-WCV1-037	0.0 - 0.5	6.84E-02	0.00E+00	4.29E+00	0.00E+00	1.83E-02	0.00E+00	0.00E+00
2200X-1-CJ-WCV2-037	0.5 - 1.0	1.98E-01	0.00E+00	3.31E-01	0.00E+00	0.00E+00	0.00E+00	1.85E-01
2200X-1-CJ-WCV3-037	1.0 - 1.5	1.06E-01	0.00E+00	2.29E-01	0.00E+00	0.00E+00	0.00E+00	2.13E-01
2200X-1-CJ-WCV4-037	1.5 - 2.0	3.71E-02	0.00E+00	1.93E-01	0.00E+00	0.00E+00	2.13E-01	1.66E-01
2200X-1-CJ-WCV5-037	2.0 - 4.0	0.00E+00	0.00E+00	5.24E-02	0.00E+00	8.29E-02	4.74E-02	0.00E+00
2200X-1-CJ-WCV6-037	4.0 - 6.0	2.91E-02	9.63E-02	3.70E-01	0.00E+00	1.29E-01	4.00E-02	4.50E-02
Location 38								
Sample ID	Depth (inches)	Activity (pCi/g)						
		Co-60	Cs-134	Cs-137	Eu-152	Eu-154	Eu-155	Am-241
2200X-1-CJ-FCV1-038	0.0 - 0.5	4.73E+00	0.00E+00	1.45E+02	0.00E+00	1.93E-01	0.00E+00	0.00E+00
2200X-1-CJ-FCV2-038	0.5 - 1.0	3.01E-01	0.00E+00	1.49E+01	3.90E-01	0.00E+00	4.81E-01	0.00E+00
2200X-1-CJ-FCV3-038	1.0 - 1.5	6.23E-02	0.00E+00	3.46E+00	1.25E-01	9.63E-02	2.69E-01	0.00E+00

FCS Decommissioning Project Radiological Characterization Report

Location 39								
Sample ID	Depth (inches)	Activity (pCi/g)						
		Co-60	Cs-134	Cs-137	Eu-152	Eu-154	Eu-155	Am-241
2200X-1-CJ-FCV1-039	0.0 - 0.5	4.85E+00	0.00E+00	1.49E+02	5.43E-02	2.00E-02	2.94E-01	0.00E+00
2200X-1-CJ-FCV2-039	0.5 - 1.0	8.39E-02	0.00E+00	2.13E+00	0.00E+00	0.00E+00	2.01E-01	0.00E+00
2200X-1-CJ-FCV3-039	1.0 - 1.5	5.33E-02	5.75E-02	1.20E+00	3.85E-02	0.00E+00	1.36E-01	0.00E+00
2200X-1-CJ-FCV4-039	1.5 - 2.0	2.03E-01	1.56E-02	3.64E+00	2.39E-02	1.07E-02	7.85E-02	5.84E-03
2200X-1-CJ-FCV5-039	2.0 - 4.0	1.18E-01	0.00E+00	1.69E-01	9.56E-02	3.29E-03	0.00E+00	0.00E+00
2200X-1-CJ-FCV6-039	4.0 - 6.0	1.44E-01	0.00E+00	6.35E-02	8.84E-02	3.30E-02	7.81E-02	0.00E+00
Location 40								
Sample ID	Depth (inches)	Activity (pCi/g)						
		Co-60	Cs-134	Cs-137	Eu-152	Eu-154	Eu-155	Am-241
2200X-1-CJ-FCV1-040	0.0 - 0.5	5.73E-02	0.00E+00	1.90E+01	5.40E-02	0.00E+00	2.80E-01	0.00E+00
2200X-1-CJ-FCV2-040	0.5 - 1.0	5.06E-02	0.00E+00	1.90E-01	0.00E+00	0.00E+00	1.65E-01	0.00E+00
2200X-1-CJ-FCV3-040	1.0 - 1.5	0.00E+00	3.38E-01	5.86E-02	2.09E-01	8.04E-02	4.69E-02	0.00E+00

(Notes) Bold values indicate positively identified radionuclide concentrations. Negative values in the data were recorded as zero.

Table A.14 – 2200 Summary Statistics

Radionuclide	Min (pCi/g)	Max (pCi/g)	Mean (pCi/g)	Median (pCi/g)	SD (pCi/g)
Co-60	0.00E+00	1.83E+00	2.28E+00	1.44E-01	1.29E+01
Cs-134	0.00E+00	2.60E+01	2.91E-01	0.00E+00	2.22E+00
Cs-137	0.00E+00	2.18E+04	4.74E+02	2.23E+00	2.62E+03
Eu-152	0.00E+00	3.50E+00	1.09E-01	0.00E+00	3.28E-01
Eu-154	0.00E+00	1.04E+00	6.93E-02	0.00E+00	1.49E-01
Eu-155	0.00E+00	5.50E+00	2.16E-01	4.71E-02	5.82E-01
Am-241	0.00E+00	1.12E+00	1.09E-01	0.00E+00	1.49E-01

Table A.15 – 2300 Gamma Spectroscopy Results for Concrete Samples

Location 1								
Sample ID	Depth (inches)	Activity (pCi/g)						
		Co-60	Cs-134	Cs-137	Eu-152	Eu-154	Eu-155	Am-241
2300X-1-CJ-FCV1-001	0.0 - 0.5	9.04E-01	0.00E+00	7.51E+03	3.63E+00	0.00E+00	5.04E+00	2.64E-02
2300X-1-CJ-FCV2-001	0.5 - 1.0	2.16E-01	0.00E+00	1.18E+02	1.99E-01	1.53E-01	2.50E-01	0.00E+00
2300X-1-CJ-FCV3-001	1.0 - 1.5	7.70E-02	0.00E+00	2.59E+01	0.00E+00	0.00E+00	1.49E-01	0.00E+00
Location 2								
Sample ID	Depth (inches)	Activity (pCi/g)						
		Co-60	Cs-134	Cs-137	Eu-152	Eu-154	Eu-155	Am-241
2300X-1-CJ-FCV1-002	0.0 - 0.5	6.99E+00	3.54E+00	9.83E+03	0.00E+00	2.60E+00	2.94E+00	7.86E-01
2300X-1-CJ-FCV2-002	0.5 - 1.0	8.21E-02	0.00E+00	2.11E+02	0.00E+00	0.00E+00	2.46E-01	2.15E-01
2300X-1-CJ-FCV3-002	1.0 - 1.5	1.31E-01	1.18E-01	2.96E+02	0.00E+00	0.00E+00	0.00E+00	0.00E+00
Location 3								
Sample ID	Depth (inches)	Activity (pCi/g)						
		Co-60	Cs-134	Cs-137	Eu-152	Eu-154	Eu-155	Am-241
2300X-1-CJ-FCV1-003	0.0 - 0.5	1.40E+02	1.44E+00	6.61E+03	2.00E+00	2.13E+00	9.13E-02	7.56E-01
2300X-1-CJ-FCV2-003	0.5 - 1.0	1.01E+01	0.00E+00	3.26E+02	2.03E-02	0.00E+00	7.00E-02	5.68E-01
2300X-1-CJ-FCV3-003	1.0 - 1.5	2.96E+00	0.00E+00	1.11E+02	2.83E-01	0.00E+00	2.36E-01	4.00E-01
Location 4								
Sample ID	Depth (inches)	Activity (pCi/g)						
		Co-60	Cs-134	Cs-137	Eu-152	Eu-154	Eu-155	Am-241
2300X-1-CJ-FCV1-004	0.0 - 0.5	2.66E-01	4.71E-01	2.75E+02	2.59E-01	1.80E-01	1.39E+00	5.46E-02
2300X-1-CJ-FCV2-004	0.5 - 1.0	7.70E-02	1.86E-01	3.59E+01	5.95E-02	9.21E-02	0.00E+00	4.28E-01
2300X-1-CJ-FCV3-004	1.0 - 1.5	1.45E-01	7.54E-02	3.44E+01	0.00E+00	3.56E-01	2.36E-01	0.00E+00
Location 5								
Sample ID	Depth (inches)	Activity (pCi/g)						
		Co-60	Cs-134	Cs-137	Eu-152	Eu-154	Eu-155	Am-241
2300X-1-CJ-FCV1-005	0.0 - 0.5	2.36E+00	5.29E-01	3.90E+03	0.00E+00	0.00E+00	7.10E-01	0.00E+00
2300X-1-CJ-FCV2-005	0.5 - 1.0	3.78E-01	2.43E-01	6.81E+02	0.00E+00	7.14E-01	0.00E+00	0.00E+00
2300X-1-CJ-FCV3-005	1.0 - 1.5	1.58E-01	0.00E+00	3.94E+02	2.98E-01	3.76E-01	3.05E-01	2.51E-01
Location 6								
Sample ID	Depth (inches)	Activity (pCi/g)						
		Co-60	Cs-134	Cs-137	Eu-152	Eu-154	Eu-155	Am-241
2300X-1-CJ-FCV1-006	0.0 - 0.5	7.43E-02	0.00E+00	3.80E+01	0.00E+00	0.00E+00	3.83E-01	0.00E+00
2300X-1-CJ-FCV2-006	0.5 - 1.0	0.00E+00	0.00E+00	6.84E+01	0.00E+00	0.00E+00	0.00E+00	1.45E-01
2300X-1-CJ-FCV3-006	1.0 - 1.5	1.26E-01	0.00E+00	5.14E+01	0.00E+00	0.00E+00	3.56E-01	2.98E-01

Location 7								
Sample ID	Depth (inches)	Activity (pCi/g)						
		Co-60	Cs-134	Cs-137	Eu-152	Eu-154	Eu-155	Am-241
2300X-1-CJ-FCV1-007	0.0 - 0.5	9.95E+00	1.99E+00	8.88E+02	1.35E+00	2.89E-01	0.00E+00	2.68E-01
2300X-1-CJ-FCV2-007	0.5 - 1.0	1.29E+00	1.90E-01	1.28E+02	3.10E-01	1.86E-02	0.00E+00	6.81E-02
2300X-1-CJ-FCV3-007	1.0 - 1.5	4.74E-01	1.40E-02	2.50E+01	2.89E-01	1.54E-01	3.48E-01	0.00E+00
Location 8								
Sample ID	Depth (inches)	Activity (pCi/g)						
		Co-60	Cs-134	Cs-137	Eu-152	Eu-154	Eu-155	Am-241
2300X-1-CJ-FCV1-008	0.0 - 0.5	7.76E+00	3.45E-01	5.18E+01	0.00E+00	3.16E-02	0.00E+00	0.00E+00
2300X-1-CJ-FCV2-008	0.5 - 1.0	1.78E-01	1.40E-01	5.21E-01	0.00E+00	8.08E-03	9.69E-02	0.00E+00
2300X-1-CJ-FCV3-008	1.0 - 1.5	3.61E-01	0.00E+00	1.48E+00	0.00E+00	0.00E+00	1.98E-01	0.00E+00
Location 9								
Sample ID	Depth (inches)	Activity (pCi/g)						
		Co-60	Cs-134	Cs-137	Eu-152	Eu-154	Eu-155	Am-241
2300X-1-CJ-FCV1-009	0.0 - 0.5	3.55E-01	1.71E-01	1.43E+01	2.66E-01	8.80E-02	2.21E-01	0.00E+00
2300X-1-CJ-FCV2-009	0.5 - 1.0	8.91E-02	2.74E-01	9.09E-01	0.00E+00	0.00E+00	0.00E+00	1.48E-01
2300X-1-CJ-FCV3-009	1.0 - 1.5	1.05E-01	1.26E-01	4.04E-01	1.36E-01	0.00E+00	1.56E-01	0.00E+00
Location 10								
Sample ID	Depth (inches)	Activity (pCi/g)						
		Co-60	Cs-134	Cs-137	Eu-152	Eu-154	Eu-155	Am-241
2300X-1-CJ-FCV1-010	0.0 - 0.5	9.86E-01	5.56E-01	4.94E+01	0.00E+00	0.00E+00	1.64E-01	0.00E+00
2300X-1-CJ-FCV2-010	0.5 - 1.0	1.63E-01	3.50E-02	5.78E+00	0.00E+00	1.44E-01	5.30E-02	0.00E+00
2300X-1-CJ-FCV3-010	1.0 - 1.5	1.35E-01	5.20E-02	1.28E-01	0.00E+00	0.00E+00	0.00E+00	1.38E-02
Location 11								
Sample ID	Depth (inches)	Activity (pCi/g)						
		Co-60	Cs-134	Cs-137	Eu-152	Eu-154	Eu-155	Am-241
2300X-1-CJ-FCV1-011	0.0 - 0.5	1.55E+00	3.84E-03	1.56E+01	1.53E-01	0.00E+00	6.54E-03	7.33E-02
2300X-1-CJ-FCV2-011	0.5 - 1.0	1.83E-01	1.46E-01	6.13E-01	0.00E+00	1.07E-01	0.00E+00	1.30E-01
2300X-1-CJ-FCV3-011	1.0 - 1.5	1.75E-01	0.00E+00	1.03E+00	3.13E-03	1.26E-01	0.00E+00	0.00E+00
Location 12								
Sample ID	Depth (inches)	Activity (pCi/g)						
		Co-60	Cs-134	Cs-137	Eu-152	Eu-154	Eu-155	Am-241
2300X-1-CJ-FCV1-012	0.0 - 0.5	7.45E-02	2.84E-02	5.00E+01	2.18E-01	0.00E+00	1.83E-01	0.00E+00
2300X-1-CJ-FCV2-012	0.5 - 1.0	9.80E-02	0.00E+00	1.56E+00	0.00E+00	0.00E+00	1.64E-01	0.00E+00
2300X-1-CJ-FCV3-012	1.0 - 1.5	6.53E-02	0.00E+00	1.02E+00	0.00E+00	0.00E+00	0.00E+00	1.33E-01

Location 13								
Sample ID	Depth (inches)	Activity (pCi/g)						
		Co-60	Cs-134	Cs-137	Eu-152	Eu-154	Eu-155	Am-241
2300X-1-CJ-FCV1-013	0.0 - 0.5	2.08E-01	1.35E-01	1.16E+01	0.00E+00	2.78E-01	0.00E+00	1.29E-01
2300X-1-CJ-FCV2-013	0.5 - 1.0	0.00E+00	1.36E-01	4.21E-01	1.99E-01	2.53E-01	4.59E-01	3.21E-01
2300X-1-CJ-FCV3-013	1.0 - 1.5	1.12E-01	0.00E+00	1.13E-01	5.59E-02	3.10E-02	0.00E+00	1.21E-01
Location 14								
Sample ID	Depth (inches)	Activity (pCi/g)						
		Co-60	Cs-134	Cs-137	Eu-152	Eu-154	Eu-155	Am-241
2300X-1-CJ-FCV1-014	0.0 - 0.5	2.26E-01	8.94E-02	2.21E+01	1.13E-02	1.09E-01	0.00E+00	0.00E+00
2300X-1-CJ-FCV2-014	0.5 - 1.0	1.09E-01	0.00E+00	2.28E-02	1.95E-01	0.00E+00	1.17E-01	0.00E+00
2300X-1-CJ-FCV3-014	1.0 - 1.5	1.24E-01	5.53E-03	3.76E-02	1.18E-01	5.10E-02	0.00E+00	1.00E-01
Location 15								
Sample ID	Depth (inches)	Activity (pCi/g)						
		Co-60	Cs-134	Cs-137	Eu-152	Eu-154	Eu-155	Am-241
2300X-1-CJ-FCV1-015	0.0 - 0.5	1.20E-01	0.00E+00	8.53E+00	2.33E-02	0.00E+00	3.33E-01	0.00E+00
2300X-1-CJ-FCV2-015	0.5 - 1.0	2.10E-01	0.00E+00	7.61E-02	3.49E-03	1.09E-01	2.96E-01	3.73E-02
2300X-1-CJ-FCV3-015	1.0 - 1.5	0.00E+00	1.07E-01	2.55E-01	0.00E+00	0.00E+00	1.15E-01	0.00E+00
Location 16								
Sample ID	Depth (inches)	Activity (pCi/g)						
		Co-60	Cs-134	Cs-137	Eu-152	Eu-154	Eu-155	Am-241
2300X-1-CJ-FCV1-016	0.0 - 0.5	3.21E-01	4.59E-03	4.58E+01	0.00E+00	0.00E+00	0.00E+00	8.74E-02
2300X-1-CJ-FCV2-016	0.5 - 1.0	0.00E+00	2.13E-03	2.88E+00	7.81E-02	3.64E-02	1.14E-01	0.00E+00
2300X-1-CJ-FCV3-016	1.0 - 1.5	1.26E-01	2.93E-01	8.11E-01	0.00E+00	4.01E-02	0.00E+00	4.99E-02

(Notes) Bold values indicate positively identified radionuclide concentrations. Negative values in the data were recorded as zero.

Table A.16 – 2300 Summary Statistics

Radionuclide	Min (pCi/g)	Max (pCi/g)	Mean (pCi/g)	Median (pCi/g)	SD (pCi/g)
Co-60	0.00E+00	1.40E+02	3.97E+00	1.69E-01	2.02E+01
Cs-134	0.00E+00	3.54E+00	2.38E-01	3.17E-02	6.05E-01
Cs-137	2.28E-02	9.83E+03	6.63E+02	2.54E+01	2.02E+03
Eu-152	0.00E+00	3.63E+00	2.11E-01	1.56E-03	6.11E-01
Eu-154	0.00E+00	2.60E+00	1.76E-01	1.34E-02	4.83E-01
Eu-155	0.00E+00	5.04E+00	3.21E-01	1.14E-01	8.37E-01
Am-241	0.00E+00	7.86E-01	2.11E-01	2.01E-02	1.91E-01

Table A.17 – 2600 Gamma Spectroscopy Results for Concrete Samples

Location 1								
Sample ID	Depth (inches)	Activity (pCi/g)						
		Co-60	Cs-134	Cs-137	Eu-152	Eu-154	Eu-155	Am-241
2600X-1-CJ-FCV1-001	0.0 - 0.5	1.75E-01	0.00E+00	6.74E+00	1.48E-01	5.09E-02	0.00E+00	0.00E+00
2600X-1-CJ-FCV2-001	0.5 - 1.0	1.30E-01	0.00E+00	4.04E-01	9.45E-02	3.26E-02	2.04E-01	0.00E+00
2600X-1-CJ-FCV3-001	1.0 - 1.5	8.21E-02	6.05E-02	2.89E-01	3.14E-01	1.17E-01	6.24E-02	0.00E+00
Location 2								
Sample ID	Depth (inches)	Activity (pCi/g)						
		Co-60	Cs-134	Cs-137	Eu-152	Eu-154	Eu-155	Am-241
2600X-1-CJ-FCV1-002	0.0 - 0.5	1.34E+00	0.00E+00	6.54E+01	0.00E+00	0.00E+00	0.00E+00	0.00E+00
2600X-1-CJ-FCV2-002	0.5 - 1.0	1.68E-01	0.00E+00	1.13E+00	0.00E+00	0.00E+00	1.70E-01	3.74E-02
2600X-1-CJ-FCV3-002	1.0 - 1.5	2.59E-01	0.00E+00	2.25E+00	0.00E+00	0.00E+00	1.70E-01	0.00E+00
Location 3								
Sample ID	Depth (inches)	Activity (pCi/g)						
		Co-60	Cs-134	Cs-137	Eu-152	Eu-154	Eu-155	Am-241
2600X-1-CJ-FCV1-003	0.0 - 0.5	8.34E-02	0.00E+00	5.51E+00	0.00E+00	0.00E+00	4.88E-01	0.00E+00
2600X-1-CJ-FCV2-003	0.5 - 1.0	8.81E-02	0.00E+00	3.86E-01	0.00E+00	9.63E-02	6.83E-02	0.00E+00
2600X-1-CJ-FCV3-003	1.0 - 1.5	1.03E-01	6.68E-02	1.99E-01	1.98E-01	1.65E-01	0.00E+00	0.00E+00
Location 4								
Sample ID	Depth (inches)	Activity (pCi/g)						
		Co-60	Cs-134	Cs-137	Eu-152	Eu-154	Eu-155	Am-241
2600X-1-CJ-FCV1-004	0.0 - 0.5	6.68E-02	1.43E-02	1.55E+00	0.00E+00	0.00E+00	2.23E-01	9.96E-03
2600X-1-CJ-FCV2-004	0.5 - 1.0	7.45E-02	0.00E+00	1.40E-01	0.00E+00	5.09E-02	3.20E-01	0.00E+00
2600X-1-CJ-FCV3-004	1.0 - 1.5	9.25E-02	1.25E-02	2.55E-01	0.00E+00	0.00E+00	0.00E+00	0.00E+00

(Notes) Bold values indicate positively identified radionuclide concentrations. Negative values in the data were recorded as zero.

Table A.18 – 2600 Summary Statistics

Radionuclide	Min (pCi/g)	Max (pCi/g)	Mean (pCi/g)	Median (pCi/g)	SD (pCi/g)
Co-60	6.68E-02	1.34E+00	2.22E-01	9.76E-02	3.56E-01
Cs-134	0.00E+00	6.68E-02	1.28E-02	0.00E+00	2.43E-02
Cs-137	1.40E-01	6.54E+01	7.02E+00	7.69E-01	1.85E+01
Eu-152	0.00E+00	3.14E-01	6.28E-02	0.00E+00	1.05E-01
Eu-154	0.00E+00	1.65E-01	4.28E-02	1.63E-02	5.61E-02
Eu-155	0.00E+00	4.88E-01	1.42E-01	1.19E-01	1.52E-01
Am-241	0.00E+00	3.74E-02	6.28E-02	0.00E+00	1.09E-02

Table A.19 – 3100 Gamma Spectroscopy Results for Concrete Samples

Location 1								
Sample ID	Depth (inches)	Activity (pCi/g)						
		Co-60	Cs-134	Cs-137	Eu-152	Eu-154	Eu-155	Am-241
3100X-3-CJ-FCV1-001	0.0 - 0.5	3.81E-02	0.00E+00	0.00E+00	6.40E-02	3.19E-02	2.46E-01	2.56E-01
Location 2								
Sample ID	Depth (inches)	Activity (pCi/g)						
		Co-60	Cs-134	Cs-137	Eu-152	Eu-154	Eu-155	Am-241
3100X-3-CJ-FCV1-002	0.0 - 0.5	4.69E-02	2.59E-01	3.00E-02	0.00E+00	1.61E-01	7.28E-02	0.00E+00
Location 3								
Sample ID	Depth (inches)	Activity (pCi/g)						
		Co-60	Cs-134	Cs-137	Eu-152	Eu-154	Eu-155	Am-241
3100X-3-CJ-FCV1-003	0.0 - 0.5	6.41E-02	0.00E+00	0.00E+00	0.00E+00	0.00E+00	0.00E+00	1.60E-01
Location 4								
Sample ID	Depth (inches)	Activity (pCi/g)						
		Co-60	Cs-134	Cs-137	Eu-152	Eu-154	Eu-155	Am-241
3100X-3-CJ-FCV1-004	0.0 - 0.5	5.00E-02	0.00E+00	5.45E-02	2.86E-01	0.00E+00	0.00E+00	0.00E+00
Location 5								
Sample ID	Depth (inches)	Activity (pCi/g)						
		Co-60	Cs-134	Cs-137	Eu-152	Eu-154	Eu-155	Am-241
3100X-3-CJ-FCV1-005	0.0 - 0.5	5.53E-02	0.00E+00	0.00E+00	6.39E-02	1.34E-01	9.83E-02	0.00E+00
Location 6								
Sample ID	Depth (inches)	Activity (pCi/g)						
		Co-60	Cs-134	Cs-137	Eu-152	Eu-154	Eu-155	Am-241
3100X-3-CJ-FCV1-006	0.0 - 0.5	1.11E-01	0.00E+00	7.63E-02	0.00E+00	0.00E+00	6.31E-02	3.88E-02
Location 7								
Sample ID	Depth (inches)	Activity (pCi/g)						
		Co-60	Cs-134	Cs-137	Eu-152	Eu-154	Eu-155	Am-241
3100X-3-CJ-FCV1-007	0.0 - 0.5	3.39E-02	0.00E+00	5.31E-02	2.14E-01	5.76E-02	1.66E-01	0.00E+00
Location 8								
Sample ID	Depth (inches)	Activity (pCi/g)						
		Co-60	Cs-134	Cs-137	Eu-152	Eu-154	Eu-155	Am-241
3100X-3-CJ-FCV1-008	0.0 - 0.5	0.00E+00	1.88E-01	0.00E+00	1.13E-02	8.34E-02	3.86E-02	0.00E+00
Location 9								
Sample ID	Depth (inches)	Activity (pCi/g)						
		Co-60	Cs-134	Cs-137	Eu-152	Eu-154	Eu-155	Am-241
3100X-3-CJ-FCV1-009	0.0 - 0.5	0.00E+00	4.01E-02	6.01E-02	9.25E-02	7.71E-02	1.43E-01	0.00E+00

Location 10								
Sample ID	Depth (inches)	Activity (pCi/g)						
		Co-60	Cs-134	Cs-137	Eu-152	Eu-154	Eu-155	Am-241
3100X-3-CJ-FCV1-010	0.0 - 0.5	0.00E+00	0.00E+00	0.00E+00	0.00E+00	8.60E-02	1.50E-01	0.00E+00
Location 11								
Sample ID	Depth (inches)	Activity (pCi/g)						
		Co-60	Cs-134	Cs-137	Eu-152	Eu-154	Eu-155	Am-241
3100X-3-CJ-FCV1-011	0.0 - 0.5	2.48E-02	0.00E+00	9.59E-02	7.99E-02	6.88E-02	0.00E+00	0.00E+00
Location 12								
Sample ID	Depth (inches)	Activity (pCi/g)						
		Co-60	Cs-134	Cs-137	Eu-152	Eu-154	Eu-155	Am-241
3100X-3-CJ-FCV1-012	0.0 - 0.5	0.00E+00	8.51E-02	0.00E+00	1.39E-01	7.98E-03	2.96E-02	0.00E+00
Location 13								
Sample ID	Depth (inches)	Activity (pCi/g)						
		Co-60	Cs-134	Cs-137	Eu-152	Eu-154	Eu-155	Am-241
3100X-3-CJ-FCV1-013	0.0 - 0.5	1.28E-01	0.00E+00	0.00E+00	0.00E+00	0.00E+00	2.55E-01	0.00E+00
Location 14								
Sample ID	Depth (inches)	Activity (pCi/g)						
		Co-60	Cs-134	Cs-137	Eu-152	Eu-154	Eu-155	Am-241
3100X-3-CJ-FCV1-014	0.0 - 0.5	5.49E-02	0.00E+00	1.60E-01	0.00E+00	0.00E+00	1.12E-01	1.43E-01
Location 15								
Sample ID	Depth (inches)	Activity (pCi/g)						
		Co-60	Cs-134	Cs-137	Eu-152	Eu-154	Eu-155	Am-241
3100X-3-CJ-FCV1-015	0.0 - 0.5	1.13E-01	2.34E-02	9.61E-02	0.00E+00	0.00E+00	1.06E-01	0.00E+00
Location 16								
Sample ID	Depth (inches)	Activity (pCi/g)						
		Co-60	Cs-134	Cs-137	Eu-152	Eu-154	Eu-155	Am-241
3100X-3-CJ-FCV1-016	0.0 - 0.5	5.01E-04	0.00E+00	0.00E+00	1.78E-01	0.00E+00	3.64E-01	0.00E+00
Location 17								
Sample ID	Depth (inches)	Activity (pCi/g)						
		Co-60	Cs-134	Cs-137	Eu-152	Eu-154	Eu-155	Am-241
3100X-3-CJ-FCV1-017	0.0 - 0.5	9.34E-02	0.00E+00	0.00E+00	0.00E+00	5.16E-02	0.00E+00	0.00E+00
Location 18								
Sample ID	Depth (inches)	Activity (pCi/g)						
		Co-60	Cs-134	Cs-137	Eu-152	Eu-154	Eu-155	Am-241
3100X-3-CJ-FCV1-018	0.0 - 0.5	6.05E-02	0.00E+00	0.00E+00	1.13E-03	0.00E+00	2.79E-01	0.00E+00

(Notes) Bold values indicate positively identified radionuclide concentrations. Negative values in the data were recorded as zero.

Table A.20 – 3100 Summary Statistics

Radionuclide	Min (pCi/g)	Max (pCi/g)	Mean (pCi/g)	Median (pCi/g)	SD (pCi/g)
Co-60	0.00E+00	1.11E-01	4.85E-02	4.84E-02	4.16E-02
Cs-134	0.00E+00	2.59E-01	3.30E-02	0.00E+00	7.35E-02
Cs-137	0.00E+00	1.60E-01	3.48E-02	0.00E+00	4.75E-02
Eu-152	0.00E+00	2.86E-01	6.27E-02	6.21E-03	8.77E-02
Eu-154	0.00E+00	1.61E-01	4.22E-02	1.99E-02	5.08E-02
Eu-155	0.00E+00	3.64E-01	1.18E-01	1.02E-01	1.09E-01
Am-241	0.00E+00	2.56E-01	6.27E-02	0.00E+00	7.41E-02

Table A.21 – 4100 Gamma Spectroscopy Results for Concrete Samples

Location 1								
Sample ID	Depth (inches)	Activity (pCi/g)						
		Co-60	Cs-134	Cs-137	Eu-152	Eu-154	Eu-155	Am-241
4100X-1-CJ-FCV1-001	0.0 - 0.5	1.88E-01	0.00E+00	8.64E-01	0.00E+00	0.00E+00	3.45E-01	0.00E+00
4100X-1-CJ-FCV2-001	0.5 - 1.0	1.47E-01	0.00E+00	0.00E+00	5.03E-01	1.73E-01	2.51E-03	0.00E+00
4100X-1-CJ-FCV3-001	1.0 - 1.5	1.25E-01	0.00E+00	6.82E-02	0.00E+00	1.31E-01	7.73E-02	7.09E-02
Location 2								
Sample ID	Depth (inches)	Activity (pCi/g)						
		Co-60	Cs-134	Cs-137	Eu-152	Eu-154	Eu-155	Am-241
4100X-1-CJ-FCV1-002	0.0 - 0.5	4.21E-01	0.00E+00	2.04E-01	0.00E+00	1.90E-01	3.30E-02	0.00E+00
4100X-1-CJ-FCV2-002	0.5 - 1.0	0.00E+00	0.00E+00	0.00E+00	0.00E+00	0.00E+00	3.88E-01	0.00E+00
4100X-1-CJ-FCV3-002	1.0 - 1.5	1.38E-01	0.00E+00	1.40E-02	0.00E+00	1.81E-01	1.12E-01	0.00E+00
Location 3								
Sample ID	Depth (inches)	Activity (pCi/g)						
		Co-60	Cs-134	Cs-137	Eu-152	Eu-154	Eu-155	Am-241
4100X-1-CJ-FCV1-003	0.0 - 0.5	5.36E+00	1.94E-01	4.51E+00	1.88E-01	1.33E-01	1.79E-01	0.00E+00
4100X-1-CJ-FCV2-003	0.5 - 1.0	1.88E-01	0.00E+00	3.30E-01	0.00E+00	2.29E-01	0.00E+00	0.00E+00
4100X-1-CJ-FCV3-003	1.0 - 1.5	4.73E-01	0.00E+00	1.46E-01	9.85E-03	0.00E+00	0.00E+00	0.00E+00
Location 4								
Sample ID	Depth (inches)	Activity (pCi/g)						
		Co-65	Cs-134	Cs-137	Eu-152	Eu-154	Eu-155	Am-246
4100X-1-CJ-FCV1-004	0.0 - 0.5	3.21E-02	0.00E+00	6.79E+00	0.00E+00	0.00E+00	0.00E+00	0.00E+00
4100X-1-CJ-FCV2-004	0.5 - 1.0	9.06E-02	0.00E+00	5.54E-01	0.00E+00	0.00E+00	7.82E-02	0.00E+00
4100X-1-CJ-FCV3-004	1.0 - 1.5	1.61E-01	7.73E-02	2.80E-01	0.00E+00	0.00E+00	2.01E-02	0.00E+00
Location 5								
Sample ID	Depth (inches)	Activity (pCi/g)						
		Co-60	Cs-134	Cs-137	Eu-152	Eu-154	Eu-155	Am-241
4100X-1-CJ-FCV1-005	0.0 - 0.5	1.86E+00	0.00E+00	5.73E+00	1.99E-01	2.56E-01	1.43E-01	0.00E+00
4100X-1-CJ-FCV2-005	0.5 - 1.0	4.00E-01	0.00E+00	5.30E-01	9.54E-02	0.00E+00	0.00E+00	0.00E+00
4100X-1-CJ-FCV3-005	1.0 - 1.5	1.06E-01	0.00E+00	0.00E+00	3.45E-03	1.03E-01	1.33E-01	0.00E+00
Location 6								
Sample ID	Depth (inches)	Activity (pCi/g)						
		Co-60	Cs-134	Cs-137	Eu-152	Eu-154	Eu-155	Am-241
4100X-1-CJ-FCV1-006	0.0 - 0.5	0.00E+00	0.00E+00	1.53E-01	0.00E+00	0.00E+00	5.58E-01	0.00E+00
4100X-1-CJ-FCV2-006	0.5 - 1.0	1.44E-01	0.00E+00	1.30E-01	1.41E-01	0.00E+00	2.82E-01	0.00E+00
4100X-1-CJ-FCV3-006	1.0 - 1.5	1.34E-01	0.00E+00	2.97E-01	1.77E-01	1.32E-01	1.98E-01	0.00E+00

(Notes) Bold values indicate positively identified radionuclide concentrations. Negative values in the data were recorded as zero.

Table A.22 – 4100 Summary Statistics

Radionuclide	Min (pCi/g)	Max (pCi/g)	Mean (pCi/g)	Median (pCi/g)	SD (pCi/g)
Co-60	0.00E+00	5.36E+00	5.54E-01	1.45E-01	1.27E+00
Cs-134	0.00E+00	1.94E-01	1.50E-02	0.00E+00	4.81E-02
Cs-137	0.00E+00	6.79E+00	1.14E+00	2.42E-01	2.13E+00
Eu-152	0.00E+00	5.03E-01	7.32E-02	0.00E+00	1.31E-01
Eu-154	0.00E+00	2.56E-01	8.49E-02	5.14E-02	9.39E-02
Eu-155	0.00E+00	5.58E-01	1.42E-01	9.53E-02	1.60E-01
Am-241	0.00E+00	7.09E-02	7.32E-02	0.00E+00	1.67E-02

Table A.23 – 4200 Gamma Spectroscopy Results for Concrete Samples

Location 1								
Sample ID	Depth (inches)	Activity (pCi/g)						
		Co-60	Cs-134	Cs-137	Eu-152	Eu-154	Eu-155	Am-241
4200X-3-CJ-FCV1-001	0.0 - 0.5	7.85E-02	0.00E+00	2.56E-02	0.00E+00	0.00E+00	0.00E+00	0.00E+00
Location 2								
Sample ID	Depth (inches)	Activity (pCi/g)						
		Co-60	Cs-134	Cs-137	Eu-152	Eu-154	Eu-155	Am-241
4200X-3-CJ-FCV1-002	0.0 - 0.5	1.78E-01	0.00E+00	0.00E+00	1.60E-01	0.00E+00	1.79E-02	0.00E+00
Location 3								
Sample ID	Depth (inches)	Activity (pCi/g)						
		Co-60	Cs-134	Cs-137	Eu-152	Eu-154	Eu-155	Am-241
4200X-3-CJ-FCV1-003	0.0 - 0.5	1.33E-01	1.63E-01	1.39E-01	5.08E-02	1.05E-01	0.00E+00	4.14E-02
Location 4								
Sample ID	Depth (inches)	Activity (pCi/g)						
		Co-60	Cs-134	Cs-137	Eu-152	Eu-154	Eu-155	Am-241
4200X-3-CJ-FCV1-004	0.0 - 0.5	0.00E+00	4.51E-01	4.83E-04	0.00E+00	2.36E-02	0.00E+00	1.36E-01
Location 5								
Sample ID	Depth (inches)	Activity (pCi/g)						
		Co-60	Cs-134	Cs-137	Eu-152	Eu-154	Eu-155	Am-241
4200X-3-CJ-FCV1-005	0.0 - 0.5	0.00E+00	0.00E+00	0.00E+00	0.00E+00	0.00E+00	2.09E-01	0.00E+00
Location 6								
Sample ID	Depth (inches)	Activity (pCi/g)						
		Co-60	Cs-134	Cs-137	Eu-152	Eu-154	Eu-155	Am-241
4200X-3-CJ-FCV1-006	0.0 - 0.5	1.54E-01	1.85E-02	0.00E+00	0.00E+00	3.39E-02	0.00E+00	0.00E+00

(Notes) Bold values indicate positively identified radionuclide concentrations. Negative values in the data were recorded as zero.

Table A.24 – 4200 Summary Statistics

Radionuclide	Min (pCi/g)	Max (pCi/g)	Mean (pCi/g)	Median (pCi/g)	SD (pCi/g)
Co-60	0.00E+00	1.78E-01	9.04E-02	1.06E-01	7.73E-02
Cs-134	0.00E+00	4.51E-01	1.05E-01	9.25E-03	1.81E-01
Cs-137	0.00E+00	1.39E-01	2.75E-02	2.41E-04	5.55E-02
Eu-152	0.00E+00	1.60E-01	3.51E-02	0.00E+00	6.45E-02
Eu-154	0.00E+00	1.05E-01	2.70E-02	1.18E-02	4.07E-02
Eu-155	0.00E+00	2.09E-01	3.78E-02	0.00E+00	8.41E-02
Am-241	0.00E+00	1.36E-01	3.51E-02	0.00E+00	5.48E-02

Table A.25 – 4300 Gamma Spectroscopy Results for Concrete Samples

Location 1								
Sample ID	Depth (inches)	Activity (pCi/g)						
		Co-60	Cs-134	Cs-137	Eu-152	Eu-154	Eu-155	Am-241
4300X-3-CJ-FCV1-001	0.0 - 0.5	8.66E-02	0.00E+00	0.00E+00	0.00E+00	0.00E+00	1.74E-01	0.00E+00

(Notes) Bold values indicate positively identified radionuclide concentrations. Negative values in the data were recorded as zero.

Table A.26 – 4400 Gamma Spectroscopy Results for Concrete Samples

Location 1								
Sample ID	Depth (inches)	Activity (pCi/g)						
		Co-60	Cs-134	Cs-137	Eu-152	Eu-154	Eu-155	Am-241
4400X-3-CJ-FCV1-001	0.0 - 0.5	1.65E-02	0.00E+00	7.13E-02	1.68E-02	6.39E-02	1.39E-01	0.00E+00

(Notes) Bold values indicate positively identified radionuclide concentrations. Negative values in the data were recorded as zero.

Table A.27 – 4500 Gamma Spectroscopy Results for Concrete Samples

Location 1								
Sample ID	Depth (inches)	Activity (pCi/g)						
		Co-60	Cs-134	Cs-137	Eu-152	Eu-154	Eu-155	Am-241
4500X-3-CJ-FCV1-001	0.0 - 0.5	9.71E-02	4.20E-01	0.00E+00	0.00E+00	0.00E+00	1.51E-01	1.54E-01

(Notes) Bold values indicate positively identified radionuclide concentrations. Negative values in the data were recorded as zero.

Table A.28 – 4600 Gamma Spectroscopy Results for Concrete Samples

Location 1								
Sample ID	Depth (inches)	Activity (pCi/g)						
		Co-60	Cs-134	Cs-137	Eu-152	Eu-154	Eu-155	Am-241
4600X-3-CJ-FCV1-001	0.0 - 0.5	1.05E-01	0.00E+00	1.59E-02	1.12E-01	2.93E-03	0.00E+00	0.00E+00
Location 2								
Sample ID	Depth (inches)	Activity (pCi/g)						
		Co-60	Cs-134	Cs-137	Eu-152	Eu-154	Eu-155	Am-241
4600X-3-CJ-FCV1-002	0.0 - 0.5	0.00E+00	1.84E-01	0.00E+00	0.00E+00	1.85E-01	1.90E-01	6.93E-02

(Notes) Bold values indicate positively identified radionuclide concentrations. Negative values in the data were recorded as zero.

Table A.29 – 4600 Summary Statistics

Radionuclide	Min (pCi/g)	Max (pCi/g)	Mean (pCi/g)	Median (pCi/g)	SD (pCi/g)
Co-60	0.00E+00	1.05E-01	5.23E-02	5.23E-02	7.39E-02
Cs-134	0.00E+00	1.84E-01	9.19E-02	9.19E-02	1.30E-01
Cs-137	0.00E+00	1.59E-02	7.94E-03	7.94E-03	1.12E-02
Eu-152	0.00E+00	1.12E-01	5.59E-02	5.59E-02	7.91E-02
Eu-154	2.93E-03	1.85E-01	9.40E-02	9.40E-02	1.29E-01
Eu-155	0.00E+00	1.90E-01	9.50E-02	9.50E-02	1.34E-01
Am-241	0.00E+00	6.93E-02	5.59E-02	3.46E-02	4.90E-02

Table A.30 – 4700 Gamma Spectroscopy Results for Concrete Samples

Location 1								
Sample ID	Depth (inches)	Activity (pCi/g)						
		Co-60	Cs-134	Cs-137	Eu-152	Eu-154	Eu-155	Am-241
4700X-3-CJ-FCV1-001	0.0 - 0.5	1.14E-01	6.91E-03	1.54E-01	1.94E-01	0.00E+00	3.26E-01	0.00E+00

(Notes) Bold values indicate positively identified radionuclide concentrations. Negative values in the data were recorded as zero.

Table A.31 – 4800 Gamma Spectroscopy Results for Concrete Samples

Location 1								
Sample ID	Depth (inches)	Activity (pCi/g)						
		Co-60	Cs-134	Cs-137	Eu-152	Eu-154	Eu-155	Am-241
4800X-3-CJ-FCV1-001	0.0 - 0.5	9.21E-02	2.35E-01	0.00E+00	1.38E-01	0.00E+00	8.69E-02	0.00E+00
Location 2								
Sample ID	Depth (inches)	Activity (pCi/g)						
		Co-60	Cs-134	Cs-137	Eu-152	Eu-154	Eu-155	Am-241
4800X-3-CJ-FCV1-002	0.0 - 0.5	2.95E-02	0.00E+00	1.16E-01	0.00E+00	0.00E+00	8.96E-02	0.00E+00
Location 3								
Sample ID	Depth (inches)	Activity (pCi/g)						
		Co-60	Cs-134	Cs-137	Eu-152	Eu-154	Eu-155	Am-241
4800X-3-CJ-FCV1-003	0.0 - 0.5	1.08E-01	7.48E-02	7.67E-02	0.00E+00	3.76E-02	1.28E-02	0.00E+00
4800X-3-CJ-FCV2-003	0.5 - 1.0	2.20E-01	0.00E+00	1.26E-01	0.00E+00	0.00E+00	1.48E-01	0.00E+00
4800X-3-CJ-FCV3-003	1.0 - 1.5	8.64E-02	0.00E+00	2.78E-01	1.58E-01	0.00E+00	1.52E-01	0.00E+00

(Notes) Bold values indicate positively identified radionuclide concentrations. Negative values in the data were recorded as zero.

Table A.32 – 4800 Summary Statistics

Radionuclide	Min (pCi/g)	Max (pCi/g)	Mean (pCi/g)	Median (pCi/g)	SD (pCi/g)
Co-60	2.95E-02	2.20E-01	1.07E-01	9.21E-02	6.97E-02
Cs-134	0.00E+00	2.35E-01	6.20E-02	0.00E+00	1.02E-01
Cs-137	0.00E+00	2.78E-01	1.19E-01	1.16E-01	1.02E-01
Eu-152	0.00E+00	1.58E-01	5.90E-02	0.00E+00	8.11E-02
Eu-154	0.00E+00	3.76E-02	7.51E-03	0.00E+00	1.68E-02
Eu-155	1.28E-02	1.52E-01	9.79E-02	8.96E-02	5.67E-02
Am-241	0.00E+00	0.00E+00	5.90E-02	0.00E+00	0.00E+00

Table A.33 – 4900 Gamma Spectroscopy Results for Concrete Samples

Location 1								
Sample ID	Depth (inches)	Activity (pCi/g)						
		Co-60	Cs-134	Cs-137	Eu-152	Eu-154	Eu-155	Am-241
4900X-3-CJ-FCV1-001	0.0 - 0.5	6.10E-02	0.00E+00	0.00E+00	0.00E+00	0.00E+00	0.00E+00	0.00E+00

(Notes) Bold values indicate positively identified radionuclide concentrations. Negative values in the data were recorded as zero.

Table A.34 – GEL Laboratories Results for Concrete Samples (pCi/g)

Sample ID	H-3	C-14	Mn-54	Fe-55	Co-57	Co-58	Ni-59	Ni-63	Co-60	Zn-65	Nb-94	Tc-99	Sr-90	Ag-110m	Sb-125
1100X-1-CJ-WCV1-004	2.99E+03	1.06E+03	4.86E+00	3.99E+03	0.00E+00	2.06E+01	3.10E+01	2.36E+03	2.23E+03	0.00E+00	2.13E+00	2.56E+00	9.88E+00	4.58E+00	0.00E+00
1100X-1-CJ-FCV1-005	1.79E+03	1.56E+03	9.36E-01	3.77E+03	0.00E+00	0.00E+00	1.12E+01	1.05E+03	1.09E+03	0.00E+00	1.87E-01	4.51E-02	6.20E+00	1.17E+00	0.00E+00
1200X-1-CJ-FCV1-001	7.89E+02	1.53E+03	0.00E+00	0.00E+00	2.07E-02	3.55E-01	7.12E-02	1.30E+02	4.78E+01	2.40E-01	9.98E-02	6.85E-01	7.05E-01	4.18E-01	5.76E-01
1200X-1-CJ-FCV1-002	7.68E+02	2.67E+03	6.89E-01	5.49E+00	1.42E-01	0.00E+00	0.00E+00	5.43E+02	8.67E+01	5.17E-01	1.36E-01	4.11E-01	2.19E+00	0.00E+00	0.00E+00
1200X-1-CJ-FCV1-003	7.38E+02	1.99E+03	5.61E-01	0.00E+00	5.06E-02	1.93E-02	2.23E+00	2.03E+02	4.18E+01	3.58E-02	3.32E-01	5.62E-01	4.30E+00	2.40E-01	3.07E-01
1200X-1-CJ-WCV1-005	3.36E+02	7.19E+02	2.13E-02	0.00E+00	0.00E+00	0.00E+00	4.68E-02	2.17E+01	2.43E+00	1.07E-01	1.96E-02	2.21E-01	1.07E-01	0.00E+00	3.76E-01
1200X-1-CJ-WCV1-009	2.46E+02	2.62E+03	0.00E+00	0.00E+00	7.03E-02	2.95E-01	5.12E-01	1.08E+01	9.35E-01	0.00E+00	4.43E-03	6.60E-02	8.16E-02	9.26E-02	0.00E+00
1200X-1-CJ-FCV1-010	9.29E+02	1.45E+02	0.00E+00	0.00E+00	0.00E+00	0.00E+00	0.00E+00	1.41E+02	1.26E+01	9.71E-01	0.00E+00	4.07E-01	5.07E-01	1.53E-01	0.00E+00
1200X-1-CJ-FCV1-018	8.99E+02	1.59E+03	3.37E-02	6.27E+00	2.50E-02	3.50E-02	0.00E+00	5.76E+01	1.81E+00	0.00E+00	5.93E-02	8.56E-02	4.51E-01	0.00E+00	1.22E+00
1200X-1-CJ-FCV1-023	2.80E+02	8.09E+01	4.50E-01	0.00E+00	1.45E+00	2.19E-01	1.09E+01	1.13E+03	7.85E+01	0.00E+00	1.06E-01	2.09E-01	1.72E+01	1.17E-01	6.66E+00
1200X-1-CJ-FCV1-025	6.97E+02	2.70E+03	1.20E-01	0.00E+00	2.44E-01	0.00E+00	2.31E-01	1.19E+02	1.21E+01	4.96E-03	0.00E+00	2.43E-01	2.08E+00	0.00E+00	3.11E+00
1200X-1-CJ-FCV1-027	5.38E+02	1.62E+03	3.04E-01	0.00E+00	4.08E-02	4.15E-01	8.96E-01	1.00E+02	3.18E+01	0.00E+00	2.04E-01	0.00E+00	1.05E+00	0.00E+00	1.73E+00
1300X-1-CJ-FCV1-003	4.11E+02	1.41E+03	9.31E-02	0.00E+00	0.00E+00	0.00E+00	0.00E+00	1.47E+02	1.84E+01	0.00E+00	1.76E-01	4.44E-01	5.09E-01	3.16E-01	7.01E-01
1300X-1-CJ-FCV1-006	1.95E+02	1.72E+02	1.53E-02	5.29E+00	1.22E-01	9.73E-02	0.00E+00	3.54E+01	2.48E+00	3.60E-02	0.00E+00	0.00E+00	2.42E-01	0.00E+00	3.95E-01
1300X-1-CJ-FCV1-008	8.12E+01	3.03E+02	1.41E-01	2.72E+00	4.60E-01	2.85E-01	1.69E+00	4.21E+01	3.07E+00	0.00E+00	0.00E+00	1.01E-01	1.43E+00	0.00E+00	2.06E-01
1400X-1-CJ-FCV1-002	3.88E+02	8.55E+03	0.00E+00	0.00E+00	0.00E+00	2.06E-02	2.03E+00	4.86E+01	3.47E+00	6.77E-02	0.00E+00	1.72E-01	1.03E+01	0.00E+00	4.18E-01
1400X-1-CJ-FCV1-021	5.08E+02	2.07E+03	4.51E-03	0.00E+00	1.18E-01	0.00E+00	1.86E-01	6.37E+00	3.55E+00	0.00E+00	5.45E-02	1.76E-01	0.00E+00	9.97E-02	0.00E+00
2100X-1-CJ-FCV1-006	2.99E+01	2.87E+00	6.03E-02	0.00E+00	0.00E+00	1.60E-01	0.00E+00	3.24E+01	2.73E+00	0.00E+00	0.00E+00	1.14E-01	4.42E-01	1.95E-01	0.00E+00
2100X-1-CJ-FCV1-011	7.05E+00	3.64E+00	1.38E-02	0.00E+00	0.00E+00	0.00E+00	4.02E-01	6.20E+01	4.32E+00	0.00E+00	4.43E-02	5.53E+00	1.99E-01	7.20E-02	0.00E+00
2100X-1-CJ-FCV1-014	1.13E+00	7.85E+00	0.00E+00	0.00E+00	2.23E-02	0.00E+00	0.00E+00	4.81E+01	9.76E-01	0.00E+00	4.14E-02	2.60E+01	2.47E-01	3.82E-02	1.18E-01
2200X-1-CJ-FCV1-010	1.85E+01	9.15E+00	9.11E-02	0.00E+00	0.00E+00	0.00E+00	0.00E+00	1.36E+02	1.00E+01	0.00E+00	2.38E-02	0.00E+00	1.33E+00	0.00E+00	1.40E+00
2200X-1-CJ-WCV1-009	6.19E+00	1.88E+01	0.00E+00	0.00E+00	0.00E+00	0.00E+00	1.08E+00	6.26E+00	4.47E-01	0.00E+00	0.00E+00	4.35E-01	0.00E+00	0.00E+00	0.00E+00
2300X-1-CJ-FCV1-007	4.48E+01	5.02E+01	1.01E-01	0.00E+00	3.00E-01	1.98E-01	0.00E+00	5.70E+01	7.75E+00	0.00E+00	1.18E-01	0.00E+00	3.70E+00	0.00E+00	1.17E+00
2600X-1-CJ-FCV1-002	1.46E+01	2.42E+01	0.00E+00	0.00E+00	0.00E+00	0.00E+00	0.00E+00	1.91E+01	1.93E+00	1.04E-01	2.89E-02	1.51E-01	5.47E-02	2.09E-02	1.33E-02
2200X-1-CJ-FCV1-008	9.34E+01	2.38E+01	3.11E-01	0.00E+00	2.00E-01	2.68E-01	0.00E+00	9.47E+01	4.74E+01	0.00E+00	0.00E+00	0.00E+00	1.73E+00	6.29E-02	1.73E+00
2200X-1-CJ-FCV1-020	5.84E+01	1.99E+01	2.59E-01	3.76E+00	0.00E+00	5.69E-01	4.91E+00	1.42E+03	2.34E+01	2.88E-01	0.00E+00	1.61E+00	7.69E+00	0.00E+00	3.62E+00
2200X-1-CJ-FCV1-022	1.61E+01	2.28E+01	0.00E+00	4.81E-01	2.86E-01	0.00E+00	6.56E+00	6.42E+02	1.29E+00	4.19E-03	7.17E-02	0.00E+00	1.78E+01	0.00E+00	0.00E+00
2200X-1-CJ-FCV1-026	1.68E+01	1.31E+01	0.00E+00	6.41E-01	0.00E+00	2.02E-01	0.00E+00	1.90E+02	0.00E+00	7.41E-02	0.00E+00	0.00E+00	2.25E+01	0.00E+00	0.00E+00
2200X-1-CJ-FCV1-031	2.40E+02	4.97E+00	4.35E-02	8.58E+00	6.14E-02	7.05E-02	2.37E+00	2.27E+02	7.21E+00	2.06E-02	9.88E-02	0.00E+00	1.18E+00	0.00E+00	0.00E+00
2200X-1-CJ-FCV1-035	1.27E+01	1.93E+01	8.52E-03	1.23E+01	2.44E-01	1.24E-01	3.21E+00	4.06E+02	1.84E+01	0.00E+00	4.60E-02	0.00E+00	1.77E+00	2.53E-01	5.09E-01
2300X-1-CJ-FCV1-001	2.51E+00	7.99E+01	6.44E-02	1.43E+01	0.00E+00	0.00E+00	3.41E+00	3.14E+02	1.01E+00	0.00E+00	1.08E-01	0.00E+00	1.81E+01	0.00E+00	0.00E+00
2300X-1-CJ-FCV1-002	1.40E+01	5.28E+01	4.61E-03	1.37E+00	0.00E+00	0.00E+00	6.57E+00	7.73E+02	8.40E+00	0.00E+00	0.00E+00	0.00E+00	2.37E+01	0.00E+00	7.27E-01

Sample ID	H-3	C-14	Mn-54	Fe-55	Co-57	Co-58	Ni-59	Ni-63	Co-60	Zn-65	Nb-94	Tc-99	Sr-90	Ag-110m	Sb-125
2300X-1-CJ-FCV1-005	5.52E+00	3.25E+01	1.33E-01	2.35E+01	8.58E-02	0.00E+00	4.10E+00	4.14E+02	2.81E+00	2.50E-01	9.35E-02	1.81E-01	6.47E+00	4.15E-03	0.00E+00
3100X-3-CJ-FCV1-006	0.00E+00	3.26E+00	8.23E-02	1.60E+00	0.00E+00	3.06E-02	0.00E+00	0.00E+00	2.52E-02	0.00E+00	9.05E-04	0.00E+00	1.06E-01	0.00E+00	4.87E-02
3100X-3-CJ-FCV1-014	0.00E+00	1.82E+00	0.00E+00	1.90E-01	2.99E-02	2.68E-02	0.00E+00	1.71E+00	5.57E-02	0.00E+00	0.00E+00	0.00E+00	6.38E-02	5.65E-02	1.27E-02
4100X-1-CJ-FCV1-004	0.00E+00	8.05E+00	0.00E+00	2.35E+00	6.70E-03	0.00E+00	7.16E-01	1.86E+00	2.88E-01	0.00E+00	5.86E-02	0.00E+00	0.00E+00	0.00E+00	0.00E+00
4100X-1-CJ-FCV1-005	0.00E+00	8.47E-01	0.00E+00	3.41E+00	1.15E-03	1.45E-02	1.65E-04	4.01E-01	6.26E-01	0.00E+00	0.00E+00	0.00E+00	1.31E+00	0.00E+00	1.51E-01

Sample ID	Cs-134	Cs-137	Ce-144	Eu-152	Eu-154	Eu-155	Pu-238	Pu-239/ 240	Pu-241	Am-241	Cm-242	Cm-243/ 244
1100X-1-CJ-WCV1-004	1.08E+02	5.34E+03	0.00E+00	4.84E+03	5.52E+02	7.20E+00	1.46E+00	1.72E+00	2.42E+01	2.51E+00	2.12E-02	7.43E-01
1100X-1-CJ-FCV1-005	1.29E+02	4.87E+03	0.00E+00	5.57E+03	6.11E+02	1.83E+01	3.02E-01	1.23E+00	9.86E+00	3.17E-01	1.12E-02	1.06E-01
1200X-1-CJ-FCV1-001	1.07E-01	1.24E+02	3.03E-01	0.00E+00	4.50E-01	1.96E-01	4.51E-02	0.00E+00	6.68E+00	3.99E-02	0.00E+00	5.43E-03
1200X-1-CJ-FCV1-002	4.30E-01	4.68E+02	0.00E+00	1.68E-01	0.00E+00	0.00E+00	2.61E-01	8.37E-02	5.38E+00	4.90E-01	0.00E+00	1.68E-01
1200X-1-CJ-FCV1-003	1.15E+00	1.07E+03	2.25E-01	0.00E+00	4.91E-01	0.00E+00	6.04E-02	4.92E-02	4.86E+00	9.72E-02	0.00E+00	3.94E-02
1200X-1-CJ-WCV1-005	3.54E-02	9.35E+01	8.90E-01	0.00E+00	2.78E-01	2.01E-01	8.10E-03	0.00E+00	5.67E+00	1.30E-02	0.00E+00	0.00E+00
1200X-1-CJ-WCV1-009	5.72E-02	2.97E+02	0.00E+00	1.34E+00	2.40E-01	0.00E+00	1.60E-02	0.00E+00	3.65E+00	3.02E-02	0.00E+00	2.15E-02
1200X-1-CJ-FCV1-010	6.39E-02	3.51E+02	7.99E-01	2.36E+00	1.70E-02	4.72E-02	1.58E-02	0.00E+00	2.43E+00	3.55E-02	0.00E+00	1.31E-02
1200X-1-CJ-FCV1-018	1.61E-01	2.50E+02	0.00E+00	1.56E-02	0.00E+00	0.00E+00	2.10E-02	0.00E+00	2.40E+00	9.22E-03	6.81E-03	3.14E-03
1200X-1-CJ-FCV1-023	3.78E+00	5.90E+03	2.82E+00	2.61E-01	1.38E-01	0.00E+00	7.22E-01	3.98E-01	1.55E+01	9.46E-01	0.00E+00	1.16E-01
1200X-1-CJ-FCV1-025	4.01E-01	9.55E+02	1.68E+00	0.00E+00	0.00E+00	0.00E+00	1.87E-03	1.01E-02	3.79E+00	9.23E-03	8.10E-03	0.00E+00
1200X-1-CJ-FCV1-027	3.58E+00	4.47E+03	0.00E+00	4.01E-01	0.00E+00	0.00E+00	7.86E-03	1.07E-02	5.32E+00	8.05E-03	8.98E-03	1.70E-03
1300X-1-CJ-FCV1-003	3.94E+00	5.35E+03	0.00E+00	0.00E+00	7.25E-02	6.63E-01	2.22E-02	1.13E-02	4.73E+00	3.34E-03	0.00E+00	0.00E+00
1300X-1-CJ-FCV1-006	9.01E-01	8.79E+02	9.97E-02	0.00E+00	0.00E+00	0.00E+00	6.54E-03	6.53E-04	4.18E+00	0.00E+00	0.00E+00	6.91E-03
1300X-1-CJ-FCV1-008	5.73E-01	1.26E+03	1.30E+00	1.89E+00	3.43E-01	9.31E-02	2.97E-02	2.31E-02	1.99E+00	5.54E-02	0.00E+00	1.86E-03
1400X-1-CJ-FCV1-002	2.35E-01	2.79E+03	2.56E+00	0.00E+00	3.15E-01	0.00E+00	0.00E+00	0.00E+00	0.00E+00	2.44E-02	0.00E+00	0.00E+00
1400X-1-CJ-FCV1-021	0.00E+00	9.14E+01	0.00E+00	5.22E-01	9.85E-02	1.37E-01	1.77E-02	4.34E-02	0.00E+00	1.42E-02	0.00E+00	0.00E+00
2100X-1-CJ-FCV1-006	1.26E-01	1.14E+02	1.76E-01	4.23E-01	8.57E-02	9.29E-01	1.59E-02	0.00E+00	1.73E+00	1.04E-02	0.00E+00	0.00E+00
2100X-1-CJ-FCV1-011	1.45E-01	6.02E+01	0.00E+00	0.00E+00	4.15E-03	0.00E+00	0.00E+00	0.00E+00	9.98E-02	0.00E+00	0.00E+00	0.00E+00
2100X-1-CJ-FCV1-014	8.66E-02	1.33E+02	1.03E+00	0.00E+00	0.00E+00	1.19E-01	2.39E-02	0.00E+00	0.00E+00	0.00E+00	1.99E-02	6.71E-04
2200X-1-CJ-FCV1-010	0.00E+00	3.35E+02	0.00E+00	3.35E-01	0.00E+00	4.87E-01	0.00E+00	1.25E-02	0.00E+00	0.00E+00	1.19E-02	0.00E+00
2200X-1-CJ-WCV1-009	9.61E-02	3.82E+01	0.00E+00	0.00E+00	0.00E+00	3.02E-02	0.00E+00	0.00E+00	0.00E+00	0.00E+00	1.46E-02	0.00E+00
2300X-1-CJ-FCV1-007	2.32E+00	7.80E+02	2.53E+00	5.48E-01	2.54E-01	0.00E+00	2.24E-02	3.24E-04	1.13E+00	2.48E-01	0.00E+00	0.00E+00
2600X-1-CJ-FCV1-002	1.15E-01	6.77E+01	0.00E+00	9.12E-01	1.10E-01	9.29E-02	0.00E+00	1.39E-02	2.51E-01	2.32E-02	0.00E+00	5.97E-03
2200X-1-CJ-FCV1-008	1.46E+00	1.22E+03	9.64E-02	0.00E+00	1.88E-01	0.00E+00	1.80E-03	1.35E-02	0.00E+00	1.51E-02	0.00E+00	0.00E+00
2200X-1-CJ-FCV1-020	2.63E+01	1.22E+04	8.33E-01	3.16E+00	5.91E-02	0.00E+00	8.89E-03	1.40E-02	0.00E+00	2.04E-02	6.83E-03	0.00E+00

Sample ID	Cs-134	Cs-137	Ce-144	Eu-152	Eu-154	Eu-155	Pu-238	Pu-239/ 240	Pu-241	Am-241	Cm-242	Cm-243/ 244
2200X-1-CJ-FCV1-022	2.61E-01	1.87E+04	0.00E+00	1.61E+00	0.00E+00	0.00E+00	0.00E+00	0.00E+00	0.00E+00	0.00E+00	0.00E+00	0.00E+00
2200X-1-CJ-FCV1-026	2.25E-01	2.12E+04	4.58E+00	2.41E+00	0.00E+00	0.00E+00	4.16E-03	0.00E+00	0.00E+00	0.00E+00	0.00E+00	0.00E+00
2200X-1-CJ-FCV1-031	2.16E-01	3.93E+02	5.79E-01	0.00E+00	7.82E-02	0.00E+00	0.00E+00	1.35E-02	0.00E+00	9.34E-03	0.00E+00	1.30E-02
2200X-1-CJ-FCV1-035	1.86E-01	8.44E+02	1.67E-01	1.40E-01	6.70E-02	0.00E+00	4.11E-02	3.19E-02	0.00E+00	3.78E-02	0.00E+00	4.90E-03
2300X-1-CJ-FCV1-001	0.00E+00	7.57E+03	4.15E-01	0.00E+00	6.70E-02	1.67E+00	0.00E+00	0.00E+00	0.00E+00	7.48E-03	4.27E-03	0.00E+00
2300X-1-CJ-FCV1-002	2.08E-01	1.05E+04	0.00E+00	1.76E+00	7.23E-02	0.00E+00	5.16E-01	3.29E-01	4.08E+00	8.98E-01	1.99E-03	1.10E-01
2300X-1-CJ-FCV1-005	8.13E-02	3.61E+03	4.12E-01	0.00E+00	0.00E+00	0.00E+00	4.02E-03	0.00E+00	0.00E+00	4.79E-02	0.00E+00	0.00E+00
3100X-3-CJ-FCV1-006	0.00E+00	3.54E-01	1.55E-01	8.14E-02	0.00E+00	0.00E+00	2.19E-02	6.94E-03	0.00E+00	1.12E-02	6.55E-03	9.32E-03
3100X-3-CJ-FCV1-014	1.20E-01	1.54E-01	5.46E-01	0.00E+00	3.48E-01	5.88E-02	2.16E-02	0.00E+00	0.00E+00	0.00E+00	0.00E+00	0.00E+00
4100X-1-CJ-FCV1-004	8.95E-02	6.85E+00	0.00E+00	7.01E-02	2.14E-01	0.00E+00	1.15E-02	1.15E-02	0.00E+00	8.82E-04	6.51E-03	0.00E+00
4100X-1-CJ-FCV1-005	0.00E+00	3.36E+00	1.34E-01	8.72E-02	1.03E-01	0.00E+00	0.00E+00	0.00E+00	3.96E-01	2.75E-03	0.00E+00	0.00E+00

(Notes) Bold values indicate positively identified radionuclide concentrations. Negative values in the data were recorded as zero.



APPENDIX B

Results for Open Land Area Soil Samples

Figure B.1 – Survey Unit 8100 Random Sample and Scan Locations



Figure B.2 – Survey Unit 8100 Judgmental Sample and Scan Locations




Table B.1 – 8100 Gamma Spectroscopy Results for Random Samples

Sample ID	Radionuclide	Activity (pCi/g)	Uncertainty (1 sigma)	Qualifier	MDA (pCi/g)	Decision Level (pCi/g)	Interim Screening Level Fraction	Fraction of Screening Level	SOF
8100X-3-CR-GSSX-001	Co-60	2.13E-02	N/A	U	1.16E-01	4.96E-02	3.80E+00	5.61E-03	0.0160
	Cs-134	0.00E+00	N/A	U	1.39E-01	8.36E-02	5.70E+00	0.00E+00	
	Cs-137	1.03E-01	2.47E-02		7.41E-02	3.05E-02	1.10E+01	9.36E-03	
	Eu-152	0.00E+00	N/A	U	2.61E-01	1.22E-01	8.70E+00	0.00E+00	
	Eu-154	0.00E+00	N/A	U	3.14E-01	1.34E-01	8.00E+00	0.00E+00	
	Eu-155	2.79E-01	N/A	U	3.96E-01	1.90E-01	2.80E+02	9.96E-04	
	Am-241	0.00E+00	N/A	U	3.28E-01	1.56E-01	2.10E+00	0.00E+00	
8100X-3-CR-GSSX-002 ROCK	Co-60	7.65E-03	N/A	U	6.08E-02	2.55E-02	3.80E+00	2.01E-03	0.0070
	Cs-134	0.00E+00	N/A	U	7.48E-02	5.70E-02	5.70E+00	0.00E+00	
	Cs-137	1.50E-05	N/A	U	8.03E-02	3.63E-02	1.10E+01	1.36E-06	
	Eu-152	3.94E-02	N/A	U	1.72E-01	8.11E-02	8.70E+00	4.53E-03	
	Eu-154	0.00E+00	N/A	U	1.58E-01	6.53E-02	8.00E+00	0.00E+00	
	Eu-155	1.19E-01	N/A	U	2.20E-01	1.05E-01	2.80E+02	4.25E-04	
	Am-241	0.00E+00	N/A	U	1.73E-01	8.19E-02	2.10E+00	0.00E+00	
8100X-3-CR-GSSX-003	Co-60	3.72E-02	N/A	U	1.66E-01	8.69E-02	3.80E+00	9.79E-03	0.0377
	Cs-134	0.00E+00	N/A	U	2.04E-01	1.37E-01	5.70E+00	0.00E+00	
	Cs-137	2.05E-01	4.29E-02		1.32E-01	5.74E-02	1.10E+01	1.86E-02	
	Eu-152	7.58E-02	N/A	U	4.04E-01	1.91E-01	8.70E+00	8.71E-03	
	Eu-154	0.00E+00	N/A	U	4.52E-01	1.96E-01	8.00E+00	0.00E+00	
	Eu-155	1.50E-01	N/A	U	5.26E-01	2.61E-01	2.80E+02	5.36E-04	
	Am-241	0.00E+00	N/A	U	4.13E-01	1.96E-01	2.10E+00	0.00E+00	
8100X-3-CR-GSSX-004	Co-60	3.34E-02	N/A	U	1.19E-01	5.18E-02	3.80E+00	8.79E-03	0.0405
	Cs-134	0.00E+00	N/A	U	1.38E-01	8.45E-02	5.70E+00	0.00E+00	
	Cs-137	6.36E-02	2.84E-02		1.08E-01	4.78E-02	1.10E+01	5.78E-03	

Sample ID	Radionuclide	Activity (pCi/g)	Uncertainty (1 sigma)	Qualifier	MDA (pCi/g)	Decision Level (pCi/g)	Interim Screening Level Fraction	Fraction of Screening Level	SOF
	Eu-152	3.93E-02	N/A	U	2.96E-01	1.40E-01	8.70E+00	4.52E-03	
	Eu-154	1.62E-01	N/A	U	3.64E-01	1.60E-01	8.00E+00	2.03E-02	
	Eu-155	3.37E-01	N/A	U	4.07E-01	1.96E-01	2.80E+02	1.20E-03	
	Am-241	0.00E+00	N/A	U	3.40E-01	1.62E-01	2.10E+00	0.00E+00	
8100X-3-CR-GSSX-005	Co-60	5.78E-02	N/A	U	1.38E-01	9.52E-02	3.80E+00	1.52E-02	0.0750
	Cs-134	0.00E+00	N/A	U	2.08E-01	1.23E-01	5.70E+00	0.00E+00	
	Cs-137	1.67E-01	4.15E-02		1.35E-01	5.87E-02	1.10E+01	1.52E-02	
	Eu-152	1.06E-01	N/A	U	3.64E-01	1.71E-01	8.70E+00	1.22E-02	
	Eu-154	2.49E-01	N/A	U	5.68E-01	2.52E-01	8.00E+00	3.11E-02	
	Eu-155	3.52E-01	N/A	U	5.26E-01	2.53E-01	2.80E+02	1.26E-03	
	Am-241	0.00E+00	N/A	U	4.51E-01	2.15E-01	2.10E+00	0.00E+00	
8100X-3-CR-GSSX-006	Co-60	5.02E-03	N/A	U	1.31E-01	5.57E-02	3.80E+00	1.32E-03	0.0131
	Cs-134	0.00E+00	N/A	U	1.47E-01	1.06E-01	5.70E+00	0.00E+00	
	Cs-137	1.24E-01	3.25E-02		1.06E-01	4.55E-02	1.10E+01	1.13E-02	
	Eu-152	0.00E+00	N/A	U	3.22E-01	1.51E-01	8.70E+00	0.00E+00	
	Eu-154	0.00E+00	N/A	U	3.91E-01	1.69E-01	8.00E+00	0.00E+00	
	Eu-155	1.37E-01	N/A	U	2.06E-01	9.37E-02	2.80E+02	4.89E-04	
	Am-241	0.00E+00	N/A	U	3.67E-01	1.74E-01	2.10E+00	0.00E+00	
8100X-3-CR-GSSX-007 ROCK	Co-60	2.80E-02	N/A	U	6.36E-02	3.67E-02	3.80E+00	7.37E-03	0.0083
	Cs-134	0.00E+00	N/A	U	7.08E-02	5.80E-02	5.70E+00	0.00E+00	
	Cs-137	4.99E-03	N/A	U	7.54E-02	3.28E-02	1.10E+01	4.54E-04	
	Eu-152	1.24E-03	N/A	U	1.66E-01	7.66E-02	8.70E+00	1.43E-04	
	Eu-154	2.27E-03	N/A	U	1.77E-01	7.11E-02	8.00E+00	2.84E-04	
	Eu-155	1.96E-02	N/A	U	2.12E-01	1.00E-01	2.80E+02	7.00E-05	
	Am-241	0.00E+00	N/A	U	1.57E-01	7.23E-02	2.10E+00	0.00E+00	
8100X-3-CR-GSSA-008	Co-60	4.80E-02	N/A	U	1.19E-01	6.07E-02	3.80E+00	1.26E-02	0.0610

Sample ID	Radionuclide	Activity (pCi/g)	Uncertainty (1 sigma)	Qualifier	MDA (pCi/g)	Decision Level (pCi/g)	Interim Screening Level Fraction	Fraction of Screening Level	SOF
	Cs-134	0.00E+00	N/A	U	1.41E-01	8.99E-02	5.70E+00	0.00E+00	
	Cs-137	9.39E-02	N/A	U	1.52E-01	6.96E-02	1.10E+01	8.54E-03	
	Eu-152	0.00E+00	N/A	U	3.04E-01	1.43E-01	8.70E+00	0.00E+00	
	Eu-154	4.08E-02	N/A	U	3.40E-01	1.47E-01	8.00E+00	5.10E-03	
	Eu-155	1.89E-01	N/A	U	3.95E-01	1.92E-01	2.80E+02	6.75E-04	
	Am-241	7.15E-02	N/A	U	3.48E-01	1.66E-01	2.10E+00	3.40E-02	
8100X-3-CR-GSSA-009	Co-60	4.64E-02	N/A	U	7.91E-02	6.53E-02	3.80E+00	1.22E-02	0.0562
	Cs-134	0.00E+00	N/A	U	1.66E-01	9.58E-02	5.70E+00	0.00E+00	
	Cs-137	1.70E-01	N/A	U	1.97E-01	9.15E-02	1.10E+01	1.55E-02	
	Eu-152	9.39E-03	N/A	U	3.16E-01	1.49E-01	8.70E+00	1.08E-03	
	Eu-154	3.64E-02	N/A	U	3.85E-01	1.68E-01	8.00E+00	4.55E-03	
	Eu-155	4.17E-02	N/A	U	3.06E-01	1.44E-01	2.80E+02	1.49E-04	
8100X-3-CR-GSSX-010	Am-241	4.78E-02	N/A	U	3.64E-01	1.74E-01	2.10E+00	2.28E-02	0.0297
	Co-60	8.15E-03	N/A	U	9.39E-02	3.91E-02	3.80E+00	2.14E-03	
	Cs-134	0.00E+00	N/A	U	1.21E-01	9.37E-02	5.70E+00	0.00E+00	
	Cs-137	1.46E-01	N/A	U	1.64E-01	7.60E-02	1.10E+01	1.33E-02	
	Eu-152	0.00E+00	N/A	U	3.00E-01	1.42E-01	8.70E+00	0.00E+00	
	Eu-154	1.13E-01	N/A	U	3.99E-01	1.78E-01	8.00E+00	1.41E-02	
8100X-3-CR-GSSX-011	Eu-155	5.78E-02	N/A	U	3.83E-01	1.84E-01	2.80E+02	2.06E-04	0.0428
	Am-241	0.00E+00	N/A	U	3.35E-01	1.60E-01	2.10E+00	0.00E+00	
	Co-60	4.12E-02	N/A	U	9.55E-02	7.03E-02	3.80E+00	1.08E-02	
	Cs-134	0.00E+00	N/A	U	1.65E-01	9.87E-02	5.70E+00	0.00E+00	
	Cs-137	1.58E-01	3.79E-02		1.26E-01	5.58E-02	1.10E+01	1.44E-02	
	Eu-152	9.48E-03	N/A	U	3.22E-01	1.52E-01	8.70E+00	1.09E-03	
	Eu-154	1.21E-01	N/A	U	3.47E-01	1.49E-01	8.00E+00	1.51E-02	
	Eu-155	3.99E-01	N/A	U	3.10E-01	1.46E-01	2.80E+02	1.43E-03	

Sample ID	Radionuclide	Activity (pCi/g)	Uncertainty (1 sigma)	Qualifier	MDA (pCi/g)	Decision Level (pCi/g)	Interim Screening Level Fraction	Fraction of Screening Level	SOF
	Am-241	0.00E+00	N/A	U	3.52E-01	1.67E-01	2.10E+00	0.00E+00	
8100X-3-CR-GSSX-012	Co-60	0.00E+00	N/A	U	1.27E-01	6.63E-02	3.80E+00	0.00E+00	0.0165
	Cs-134	0.00E+00	N/A	U	1.52E-01	1.04E-01	5.70E+00	0.00E+00	
	Cs-137	1.34E-01	3.43E-02		1.12E-01	4.86E-02	1.10E+01	1.22E-02	
	Eu-152	2.71E-02	N/A	U	3.17E-01	1.48E-01	8.70E+00	3.11E-03	
	Eu-154	0.00E+00	N/A	U	3.55E-01	1.50E-01	8.00E+00	0.00E+00	
	Eu-155	3.29E-01	N/A	U	4.33E-01	2.07E-01	2.80E+02	1.18E-03	
	Am-241	0.00E+00	N/A	U	3.55E-01	1.68E-01	2.10E+00	0.00E+00	
8100X-3-CR-GSSX-013	Co-60	1.15E-01	N/A	U	1.24E-01	9.36E-02	3.80E+00	3.03E-02	0.0626
	Cs-134	0.00E+00	N/A	U	1.86E-01	1.39E-01	5.70E+00	0.00E+00	
	Cs-137	1.73E-01	N/A	U	2.48E-01	1.15E-01	1.10E+01	1.57E-02	
	Eu-152	1.31E-01	N/A	U	3.89E-01	1.84E-01	8.70E+00	1.51E-02	
	Eu-154	0.00E+00	N/A	U	5.08E-01	2.23E-01	8.00E+00	0.00E+00	
	Eu-155	4.32E-01	N/A	U	5.33E-01	2.71E-01	2.80E+02	1.54E-03	
	Am-241	0.00E+00	N/A	U	4.10E-01	1.95E-01	2.10E+00	0.00E+00	
8100X-3-CR-GSSX-014	Co-60	1.62E-02	N/A	U	9.54E-02	4.17E-02	3.80E+00	4.26E-03	0.0119
	Cs-134	0.00E+00	N/A	U	1.06E-01	6.01E-02	5.70E+00	0.00E+00	
	Cs-137	7.24E-02	N/A	U	1.15E-01	5.19E-02	1.10E+01	6.58E-03	
	Eu-152	7.40E-03	N/A	U	2.23E-01	1.05E-01	8.70E+00	8.51E-04	
	Eu-154	0.00E+00	N/A	U	3.03E-01	1.32E-01	8.00E+00	0.00E+00	
	Eu-155	5.15E-02	N/A	U	2.70E-01	1.28E-01	2.80E+02	1.84E-04	
	Am-241	0.00E+00	N/A	U	2.43E-01	1.15E-01	2.10E+00	0.00E+00	
8100X-3-CR-GSSX-015	Co-60	0.00E+00	N/A	U	1.45E-01	6.62E-02	3.80E+00	0.00E+00	0.0224
	Cs-134	0.00E+00	N/A	U	2.09E-01	1.26E-01	5.70E+00	0.00E+00	
	Cs-137	2.38E-01	N/A	U	2.48E-01	1.16E-01	1.10E+01	2.16E-02	
	Eu-152	0.00E+00	N/A	U	3.74E-01	1.76E-01	8.70E+00	0.00E+00	

Sample ID	Radionuclide	Activity (pCi/g)	Uncertainty (1 sigma)	Qualifier	MDA (pCi/g)	Decision Level (pCi/g)	Interim Screening Level Fraction	Fraction of Screening Level	SOF
	Eu-154	0.00E+00	N/A	U	5.03E-01	2.21E-01	8.00E+00	0.00E+00	
	Eu-155	2.11E-01	N/A	U	4.00E-01	1.90E-01	2.80E+02	7.54E-04	
	Am-241	0.00E+00	N/A	U	4.29E-01	2.05E-01	2.10E+00	0.00E+00	
8100X-3-CR-GSSX-016	Co-60	1.33E-02	N/A	U	9.53E-02	5.42E-02	3.80E+00	3.50E-03	0.0248
	Cs-134	0.00E+00	N/A	U	1.19E-01	7.51E-02	5.70E+00	0.00E+00	
	Cs-137	5.98E-02	N/A	U	1.12E-01	5.02E-02	1.10E+01	5.44E-03	
	Eu-152	3.11E-02	N/A	U	2.39E-01	1.12E-01	8.70E+00	3.57E-03	
	Eu-154	9.54E-02	N/A	U	3.30E-01	1.45E-01	8.00E+00	1.19E-02	
	Eu-155	9.47E-02	N/A	U	1.87E-01	8.65E-02	2.80E+02	3.38E-04	
	Am-241	0.00E+00	N/A	U	2.70E-01	1.28E-01	2.10E+00	0.00E+00	
8100X-3-CR-GSSX-017	Co-60	0.00E+00	N/A	U	9.92E-02	5.59E-02	3.80E+00	0.00E+00	0.0236
	Cs-134	0.00E+00	N/A	U	1.48E-01	9.02E-02	5.70E+00	0.00E+00	
	Cs-137	1.82E-01	N/A	U	1.93E-01	9.02E-02	1.10E+01	1.65E-02	
	Eu-152	5.24E-02	N/A	U	2.91E-01	1.37E-01	8.70E+00	6.02E-03	
	Eu-154	0.00E+00	N/A	U	3.60E-01	1.57E-01	8.00E+00	0.00E+00	
	Eu-155	2.91E-01	N/A	U	4.18E-01	2.01E-01	2.80E+02	1.04E-03	
	Am-241	0.00E+00	N/A	U	3.37E-01	1.61E-01	2.10E+00	0.00E+00	
8100X-3-CR-GSSX-018	Co-60	2.70E-02	N/A	U	8.84E-02	3.75E-02	3.80E+00	7.11E-03	0.0278
	Cs-134	0.00E+00	N/A	U	1.08E-01	7.80E-02	5.70E+00	0.00E+00	
	Cs-137	6.90E-02	N/A	U	1.17E-01	5.30E-02	1.10E+01	6.27E-03	
	Eu-152	5.59E-02	N/A	U	2.34E-01	1.10E-01	8.70E+00	6.43E-03	
	Eu-154	5.86E-02	N/A	U	2.90E-01	1.26E-01	8.00E+00	7.33E-03	
	Eu-155	1.99E-01	N/A	U	1.83E-01	8.53E-02	2.80E+02	7.11E-04	
	Am-241	0.00E+00	N/A	U	2.62E-01	1.25E-01	2.10E+00	0.00E+00	
8100X-3-CR-GSSX-019	Co-60	2.56E-02	N/A	U	1.23E-01	5.17E-02	3.80E+00	6.74E-03	0.0599
	Cs-134	0.00E+00	N/A	U	1.47E-01	1.04E-01	5.70E+00	0.00E+00	

Sample ID	Radionuclide	Activity (pCi/g)	Uncertainty (1 sigma)	Qualifier	MDA (pCi/g)	Decision Level (pCi/g)	Interim Screening Level Fraction	Fraction of Screening Level	SOF
	Cs-137	7.28E-02	N/A	U	1.54E-01	6.91E-02	1.10E+01	6.62E-03	
	Eu-152	0.00E+00	N/A	U	3.15E-01	1.48E-01	8.70E+00	0.00E+00	
	Eu-154	0.00E+00	N/A	U	4.03E-01	1.74E-01	8.00E+00	0.00E+00	
	Eu-155	1.36E-01	N/A	U	3.12E-01	1.47E-01	2.80E+02	4.86E-04	
	Am-241	9.67E-02	N/A	U	3.97E-01	1.89E-01	2.10E+00	4.60E-02	
8100X-3-CR-GSSX-020	Co-60	0.00E+00	N/A	U	1.09E-01	6.87E-02	3.80E+00	0.00E+00	0.0265
	Cs-134	2.03E-02	N/A	U	1.66E-01	1.16E-01	5.70E+00	3.56E-03	
	Cs-137	1.83E-01	3.90E-02		1.20E-01	5.18E-02	1.10E+01	1.66E-02	
	Eu-152	0.00E+00	N/A	U	3.73E-01	1.76E-01	8.70E+00	0.00E+00	
	Eu-154	4.44E-02	N/A	U	4.50E-01	1.97E-01	8.00E+00	5.55E-03	
	Eu-155	2.03E-01	N/A	U	4.73E-01	2.31E-01	2.80E+02	7.25E-04	
	Am-241	0.00E+00	N/A	U	3.97E-01	1.88E-01	2.10E+00	0.00E+00	
8100X-3-CR-GSSX-021	Co-60	4.81E-02	N/A	U	1.48E-01	6.32E-02	3.80E+00	1.27E-02	0.0606
	Cs-134	0.00E+00	N/A	U	1.72E-01	1.10E-01	5.70E+00	0.00E+00	
	Cs-137	2.10E-01	4.13E-02		1.21E-01	5.23E-02	1.10E+01	1.91E-02	
	Eu-152	1.41E-02	N/A	U	3.40E-01	1.59E-01	8.70E+00	1.62E-03	
	Eu-154	0.00E+00	N/A	U	4.77E-01	2.09E-01	8.00E+00	0.00E+00	
	Eu-155	7.57E-02	N/A	U	3.54E-01	1.67E-01	2.80E+02	2.70E-04	
	Am-241	5.66E-02	N/A	U	4.23E-01	2.01E-01	2.10E+00	2.70E-02	
8100X-3-CR-GSSX-022	Co-60	3.01E-03	N/A	U	1.17E-01	6.00E-02	3.80E+00	7.92E-04	0.0029
	Cs-134	0.00E+00	N/A	U	1.40E-01	9.43E-02	5.70E+00	0.00E+00	
	Cs-137	1.14E-02	N/A	U	1.27E-01	5.72E-02	1.10E+01	1.04E-03	
	Eu-152	0.00E+00	N/A	U	2.80E-01	1.32E-01	8.70E+00	0.00E+00	
	Eu-154	0.00E+00	N/A	U	3.60E-01	1.58E-01	8.00E+00	0.00E+00	
	Eu-155	3.04E-01	N/A	U	3.98E-01	2.07E-01	2.80E+02	1.09E-03	
	Am-241	0.00E+00	N/A	U	3.42E-01	1.63E-01	2.10E+00	0.00E+00	

Sample ID	Radionuclide	Activity (pCi/g)	Uncertainty (1 sigma)	Qualifier	MDA (pCi/g)	Decision Level (pCi/g)	Interim Screening Level Fraction	Fraction of Screening Level	SOF
8100X-3-CR-GSSX-023	Co-60	7.84E-02	N/A	U	1.33E-01	7.13E-02	3.80E+00	2.06E-02	0.0372
	Cs-134	0.00E+00	N/A	U	1.76E-01	1.01E-01	5.70E+00	0.00E+00	
	Cs-137	1.72E-01	N/A	U	1.94E-01	8.94E-02	1.10E+01	1.56E-02	
	Eu-152	0.00E+00	N/A	U	2.71E-01	1.26E-01	8.70E+00	0.00E+00	
	Eu-154	0.00E+00	N/A	U	4.26E-01	1.86E-01	8.00E+00	0.00E+00	
	Eu-155	2.65E-01	N/A	U	4.63E-01	2.23E-01	2.80E+02	9.46E-04	
	Am-241	0.00E+00	N/A	U	3.84E-01	1.82E-01	2.10E+00	0.00E+00	
8100X-3-CR-GSSX-024	Co-60	7.57E-05	N/A	U	1.17E-01	4.92E-02	3.80E+00	1.99E-05	0.0101
	Cs-134	0.00E+00	N/A	U	1.57E-01	1.06E-01	5.70E+00	0.00E+00	
	Cs-137	1.01E-01	3.10E-02		1.07E-01	4.61E-02	1.10E+01	9.18E-03	
	Eu-152	0.00E+00	N/A	U	3.28E-01	1.55E-01	8.70E+00	0.00E+00	
	Eu-154	0.00E+00	N/A	U	3.75E-01	1.61E-01	8.00E+00	0.00E+00	
	Eu-155	2.61E-01	N/A	U	3.63E-01	1.72E-01	2.80E+02	9.32E-04	
	Am-241	0.00E+00	N/A	U	3.60E-01	1.71E-01	2.10E+00	0.00E+00	
8100X-3-CR-GSSX-025	Co-60	3.75E-02	N/A	U	1.16E-01	4.84E-02	3.80E+00	9.87E-03	0.0993
	Cs-134	0.00E+00	N/A	U	1.81E-01	1.05E-01	5.70E+00	0.00E+00	
	Cs-137	1.60E-01	3.63E-02		1.14E-01	4.95E-02	1.10E+01	1.45E-02	
	Eu-152	2.65E-02	N/A	U	3.05E-01	1.43E-01	8.70E+00	3.05E-03	
	Eu-154	1.19E-01	N/A	U	3.85E-01	1.65E-01	8.00E+00	1.49E-02	
	Eu-155	3.41E-01	N/A	U	4.13E-01	2.17E-01	2.80E+02	1.22E-03	
	Am-241	1.17E-01	N/A	U	3.90E-01	1.86E-01	2.10E+00	5.57E-02	
8100X-3-CR-GSSX-026	Co-60	2.38E-02	N/A	U	1.19E-01	5.62E-02	3.80E+00	6.26E-03	0.0339
	Cs-134	0.00E+00	N/A	U	1.53E-01	9.76E-02	5.70E+00	0.00E+00	
	Cs-137	1.03E-01	N/A	U	1.58E-01	7.25E-02	1.10E+01	9.36E-03	
	Eu-152	1.59E-01	N/A	U	3.20E-01	1.52E-01	8.70E+00	1.83E-02	
	Eu-154	0.00E+00	N/A	U	3.81E-01	1.68E-01	8.00E+00	0.00E+00	

Sample ID	Radionuclide	Activity (pCi/g)	Uncertainty (1 sigma)	Qualifier	MDA (pCi/g)	Decision Level (pCi/g)	Interim Screening Level Fraction	Fraction of Screening Level	SOF
	Eu-155	9.03E-03	N/A	U	2.53E-01	1.19E-01	2.80E+02	3.23E-05	
	Am-241	0.00E+00	N/A	U	3.15E-01	1.50E-01	2.10E+00	0.00E+00	
8100X-3-CR-GSSX-027	Co-60	3.56E-02	N/A	U	1.35E-01	5.85E-02	3.80E+00	9.37E-03	0.0500
	Cs-134	0.00E+00	N/A	U	1.60E-01	9.32E-02	5.70E+00	0.00E+00	
	Cs-137	2.07E-01	3.90E-02		1.16E-01	5.10E-02	1.10E+01	1.88E-02	
	Eu-152	1.12E-02	N/A	U	3.24E-01	1.53E-01	8.70E+00	1.29E-03	
	Eu-154	1.58E-01	N/A	U	4.62E-01	2.06E-01	8.00E+00	1.98E-02	
	Eu-155	2.07E-01	N/A	U	4.45E-01	2.14E-01	2.80E+02	7.39E-04	
	Am-241	0.00E+00	N/A	U	3.55E-01	1.69E-01	2.10E+00	0.00E+00	
8100X-3-CR-GSSX-028	Co-60	0.00E+00	N/A	U	8.30E-02	3.33E-02	3.80E+00	0.00E+00	0.0163
	Cs-134	0.00E+00	N/A	U	1.34E-01	9.49E-02	5.70E+00	0.00E+00	
	Cs-137	1.65E-01	N/A	U	1.76E-01	8.16E-02	1.10E+01	1.50E-02	
	Eu-152	0.00E+00	N/A	U	2.91E-01	1.37E-01	8.70E+00	0.00E+00	
	Eu-154	0.00E+00	N/A	U	3.61E-01	1.58E-01	8.00E+00	0.00E+00	
	Eu-155	3.60E-01	N/A	U	4.06E-01	1.95E-01	2.80E+02	1.29E-03	
	Am-241	0.00E+00	N/A	U	3.23E-01	1.54E-01	2.10E+00	0.00E+00	
8100X-3-CR-GSSX-029	Co-60	2.96E-02	N/A	U	1.15E-01	4.90E-02	3.80E+00	7.79E-03	0.0507
	Cs-134	0.00E+00	N/A	U	1.57E-01	1.06E-01	5.70E+00	0.00E+00	
	Cs-137	2.33E-01	3.83E-02		1.05E-01	4.54E-02	1.10E+01	2.12E-02	
	Eu-152	1.75E-01	N/A	U	3.35E+01	1.59E-01	8.70E+00	2.01E-02	
	Eu-154	8.67E-03	N/A	U	4.28E-01	1.90E-01	8.00E+00	1.08E-03	
	Eu-155	1.58E-01	N/A	U	4.50E-01	2.16E-01	2.80E+02	5.64E-04	
	Am-241	0.00E+00	N/A	U	3.88E-01	1.85E-01	2.10E+00	0.00E+00	
8100X-3-CR-GSSX-030	Co-60	5.54E-02	N/A	U	1.56E-01	8.64E-02	3.80E+00	1.46E-02	0.0311
	Cs-134	0.00E+00	N/A	U	2.34E-01	1.35E-01	5.70E+00	0.00E+00	
	Cs-137	1.77E-01	4.36E-02		1.44E-01	6.33E-02	1.10E+01	1.61E-02	

Sample ID	Radionuclide	Activity (pCi/g)	Uncertainty (1 sigma)	Qualifier	MDA (pCi/g)	Decision Level (pCi/g)	Interim Screening Level Fraction	Fraction of Screening Level	SOF
	Eu-152	0.00E+00	N/A	U	3.44E-01	1.61E-01	8.70E+00	0.00E+00	
	Eu-154	0.00E+00	N/A	U	4.43E-01	1.90E-01	8.00E+00	0.00E+00	
	Eu-155	1.30E-01	N/A	U	3.32E-01	1.56E-01	2.80E+02	4.64E-04	
	Am-241	0.00E+00	N/A	U	4.23E-01	2.02E-01	2.10E+00	0.00E+00	
8100X-3-CR-GSSX-031	Co-60	2.65E-02	N/A	U	9.11E-02	5.98E-02	3.80E+00	6.97E-03	0.0181
	Cs-134	0.00E+00	N/A	U	1.13E-01	7.45E-02	5.70E+00	0.00E+00	
	Cs-137	8.57E-02	N/A	U	1.26E-01	5.74E-02	1.10E+01	7.79E-03	
	Eu-152	0.00E+00	N/A	U	2.30E-01	1.08E-01	8.70E+00	0.00E+00	
	Eu-154	2.53E-02	N/A	U	2.75E-01	1.18E-01	8.00E+00	3.16E-03	
	Eu-155	4.74E-02	N/A	U	3.09E-01	1.48E-01	2.80E+02	1.69E-04	
	Am-241	0.00E+00	N/A	U	2.70E-01	1.28E-01	2.10E+00	0.00E+00	
8100X-3-CR-GSSX-032	Co-60	4.31E-02	N/A	U	1.11E-01	4.84E-02	3.80E+00	1.13E-02	0.0221
	Cs-134	0.00E+00	N/A	U	1.31E-01	7.93E-02	5.70E+00	0.00E+00	
	Cs-137	1.06E-01	N/A	U	1.51E-01	6.99E-02	1.10E+01	9.64E-03	
	Eu-152	0.00E+00	N/A	U	2.85E-01	1.35E-01	8.70E+00	0.00E+00	
	Eu-154	0.00E+00	N/A	U	3.16E-01	1.38E-01	8.00E+00	0.00E+00	
	Eu-155	3.20E-01	N/A	U	3.94E-01	1.90E-01	2.80E+02	1.14E-03	
	Am-241	0.00E+00	N/A	U	3.40E-01	1.63E-01	2.10E+00	0.00E+00	
8100X-3-CR-GSSX-033	Co-60	1.58E-02	N/A	U	8.55E-02	3.66E-02	3.80E+00	4.16E-03	0.0075
	Cs-134	0.00E+00	N/A	U	9.14E-02	6.03E-02	5.70E+00	0.00E+00	
	Cs-137	1.92E-02	N/A	U	8.40E-02	3.71E-02	1.10E+01	1.75E-03	
	Eu-152	8.07E-03	N/A	U	1.98E-01	9.26E-02	8.70E+00	9.28E-04	
	Eu-154	0.00E+00	N/A	U	2.76E-01	1.21E-01	8.00E+00	0.00E+00	
	Eu-155	1.88E-01	N/A	U	2.74E-01	1.31E-01	2.80E+02	6.71E-04	
	Am-241	0.00E+00	N/A	U	2.27E-01	1.07E-01	2.10E+00	0.00E+00	
8100X-3-CR-GSSX-034	Co-60	1.33E-02	N/A	U	1.13E-01	6.40E-02	3.80E+00	3.50E-03	0.0051

Sample ID	Radionuclide	Activity (pCi/g)	Uncertainty (1 sigma)	Qualifier	MDA (pCi/g)	Decision Level (pCi/g)	Interim Screening Level Fraction	Fraction of Screening Level	SOF
	Cs-134	0.00E+00	N/A	U	1.28E-01	9.07E-02	5.70E+00	0.00E+00	
	Cs-137	8.36E-03	N/A	U	1.33E-01	6.02E-02	1.10E+01	7.60E-04	
	Eu-152	0.00E+00	N/A	U	2.87E-01	1.35E-01	8.70E+00	0.00E+00	
	Eu-154	0.00E+00	N/A	U	2.74E-01	1.15E-01	8.00E+00	0.00E+00	
	Eu-155	2.44E-01	N/A	U	4.04E-01	1.94E-01	2.80E+02	8.71E-04	
	Am-241	0.00E+00	N/A	U	3.40E-01	1.62E-01	2.10E+00	0.00E+00	
8100X-3-CR-GSSX-035	Co-60	0.00E+00	N/A	U	1.11E-01	5.88E-02	3.80E+00	0.00E+00	0.0165
	Cs-134	0.00E+00	N/A	U	1.50E-01	9.01E-02	5.70E+00	0.00E+00	
	Cs-137	1.75E-01	3.36E-02		9.63E-02	4.11E-02	1.10E+01	1.59E-02	
	Eu-152	0.00E+00	N/A	U	3.08E-01	1.45E-01	8.70E+00	0.00E+00	
	Eu-154	0.00E+00	N/A	U	3.62E-01	1.56E-01	8.00E+00	0.00E+00	
	Eu-155	1.56E-01	N/A	U	4.22E-01	2.03E-01	2.80E+02	5.57E-04	
	Am-241	0.00E+00	N/A	U	3.24E-01	1.53E-01	2.10E+00	0.00E+00	
8100X-3-CR-GSSX-036	Co-60	6.15E-02	N/A	U	1.11E-01	7.83E-02	3.80E+00	1.62E-02	0.0266
	Cs-134	0.00E+00	N/A	U	1.44E-01	1.07E-01	5.70E+00	0.00E+00	
	Cs-137	1.03E-01	N/A	U	1.76E-01	8.12E-02	1.10E+01	9.36E-03	
	Eu-152	3.82E-03	N/A	U	3.22E-01	1.52E-01	8.70E+00	4.39E-04	
	Eu-154	0.00E+00	N/A	U	3.97E-01	1.74E-01	8.00E+00	0.00E+00	
	Eu-155	1.85E-01	N/A	U	3.00E-01	1.42E-01	2.80E+02	6.61E-04	
	Am-241	0.00E+00	N/A	U	3.49E-01	1.66E-01	2.10E+00	0.00E+00	
8100X-3-CR-GSSX-037	Co-60	1.16E-02	N/A	U	8.49E-02	4.85E-02	3.80E+00	3.05E-03	0.0254
	Cs-134	0.00E+00	N/A	U	1.07E-01	6.75E-02	5.70E+00	0.00E+00	
	Cs-137	3.01E-02	N/A	U	1.04E-01	4.69E-02	1.10E+01	2.74E-03	
	Eu-152	3.48E-03	N/A	U	2.19E-01	1.03E-01	8.70E+00	4.00E-04	
	Eu-154	5.44E-02	N/A	U	2.36E-01	1.01E-01	8.00E+00	6.80E-03	
	Eu-155	4.89E-02	N/A	U	2.70E-01	1.29E-01	2.80E+02	1.75E-04	

Sample ID	Radionuclide	Activity (pCi/g)	Uncertainty (1 sigma)	Qualifier	MDA (pCi/g)	Decision Level (pCi/g)	Interim Screening Level Fraction	Fraction of Screening Level	SOF
	Am-241	2.56E-02	N/A	U	2.37E-01	1.12E-01	2.10E+00	1.22E-02	
8100X-3-CR-GSSX-038	Co-60	1.99E-02	N/A	U	1.73E-01	7.60E-02	3.80E+00	5.24E-03	0.0288
	Cs-134	0.00E+00	N/A	U	1.83E-01	1.22E-01	5.70E+00	0.00E+00	
	Cs-137	2.49E-01	4.51E-02		1.33E-01	5.81E-02	1.10E+01	2.26E-02	
	Eu-152	0.00E+00	N/A	U	3.93E-01	1.86E-01	8.70E+00	0.00E+00	
	Eu-154	0.00E+00	N/A	U	4.28E-01	1.85E-01	8.00E+00	0.00E+00	
	Eu-155	2.69E-01	N/A	U	5.48E-01	2.64E-01	2.80E+02	9.61E-04	
	Am-241	0.00E+00	N/A	U	4.60E-01	2.20E-01	2.10E+00	0.00E+00	
8100X-3-CR-GSSX-039	Co-60	2.02E-02	N/A	U	7.60E-02	5.20E-02	3.80E+00	5.32E-03	0.0186
	Cs-134	0.00E+00	N/A	U	9.97E-02	7.65E-02	5.70E+00	0.00E+00	
	Cs-137	5.83E-02	2.39E-02		8.95E-02	3.94E-02	1.10E+01	5.30E-03	
	Eu-152	6.77E-02	N/A	U	2.47E-01	1.17E-01	8.70E+00	7.78E-03	
	Eu-154	0.00E+00	N/A	U	2.83E-01	1.23E-01	8.00E+00	0.00E+00	
	Eu-155	5.55E-02	N/A	U	1.94E-01	9.04E-02	2.80E+02	1.98E-04	
	Am-241	0.00E+00	N/A	U	2.65E-01	1.26E-01	2.10E+00	0.00E+00	
8100X-3-CR-GSSX-040	Co-60	0.00E+00	N/A	U	1.08E-01	6.12E-02	3.80E+00	0.00E+00	0.0101
	Cs-134	0.00E+00	N/A	U	1.62E-01	1.17E-01	5.70E+00	0.00E+00	
	Cs-137	9.93E-02	N/A	U	1.88E-01	8.61E-2	1.10E+01	9.03E-03	
	Eu-152	0.00E+00	N/A	U	3.14E-01	1.47E-01	8.70E+00	0.00E+00	
	Eu-154	0.00E+00	N/A	U	3.83E-01	1.63E-01	8.00E+00	0.00E+00	
	Eu-155	3.12E-01	N/A	U	4.71E-01	2.27E-01	2.80E+02	1.11E-03	
	Am-241	0.00E+00	N/A	U	3.85E-01	1.83E-01	2.10E+00	0.00E+00	
8100X-3-CR-GSSX-041	Co-60	0.00E+00	N/A	U	1.12E-01	4.78E-02	3.80E+00	0.00E+00	0.0176
	Cs-134	0.00E+00	N/A	U	1.40E-01	9.53E-02	5.70E+00	0.00E+00	
	Cs-137	1.86E-01	3.53E-02		1.06E-01	4.68E-02	1.10E+01	1.69E-02	
	Eu-152	0.00E+00	N/A	U	2.97E-01	1.40E-01	8.70E+00	0.00E+00	

Sample ID	Radionuclide	Activity (pCi/g)	Uncertainty (1 sigma)	Qualifier	MDA (pCi/g)	Decision Level (pCi/g)	Interim Screening Level Fraction	Fraction of Screening Level	SOF
	Eu-154	0.00E+00	N/A	U	3.03E-01	1.29E-01	8.00E+00	0.00E+00	
	Eu-155	1.88E-01	N/A	U	4.02E-01	1.93E-01	2.80E+02	6.71E-04	
	Am-241	0.00E+00	N/A	U	3.36E-01	1.60E-01	2.10E+00	0.00E+00	
8100X-3-CR-GSSX-042	Co-60	3.39E-02	N/A	U	1.21E-01	5.14E-02	3.80E+00	8.92E-03	0.0247
	Cs-134	0.00E+00	N/A	U	1.52E-01	9.50E-02	5.70E+00	0.00E+00	
	Cs-137	1.65E-01	3.41E-02		1.02E-01	4.35E-02	1.10E+01	1.50E-02	
	Eu-152	0.00E+00	N/A	U	3.03E-01	1.42E-01	8.70E+00	0.00E+00	
	Eu-154	0.00E+00	N/A	U	3.47E-01	1.48E-01	8.00E+00	0.00E+00	
	Eu-155	2.14E-01	N/A	U	3.10E-01	1.46E-01	2.80E+02	7.64E-04	
	Am-241	0.00E+00	N/A	U	3.49E-01	1.65E-01	2.10E+00	0.00E+00	

Table B.2 – 8100 Gamma Spectroscopy Results for QC Samples

Sample ID	Radionuclide	Activity (pCi/g)	Uncertainty (1 sigma)	Qualifier	MDA (pCi/g)	Decision Level (pCi/g)	Interim Screening Level Fraction	Fraction of Screening Level	SOF
8100X-3-CQ-GSSX-001	Co-60	0.00E+00	N/A	U	1.04E-01	4.30E-02	3.80E+00	0.00E+00	0.0182
	Cs-134	0.00E+00	N/A	U	1.53E-01	1.04E-01	5.70E+00	0.00E+00	
	Cs-137	1.07E-01	2.57E-02		7.54E-02	3.06E-02	1.10E+01	9.73E-03	
	Eu-152	0.00E+00	N/A	U	2.90E-01	1.36E-01	8.70E+00	0.00E+00	
	Eu-154	6.52E-02	N/A	U	4.37E-01	2.10E-01	8.00E+00	8.15E-03	
	Eu-155	9.81E-02	N/A	U	4.37E-01	2.10E-01	2.80E+02	3.50E-04	
	Am-241	0.00E+00	N/A	U	3.55E-01	1.69E-01	2.10E+00	0.00E+00	
8100X-3-CR-GSSB-008	Co-60	0.00E+00	N/A	U	1.18E-01	4.92E-02	3.80E+00	0.00E+00	0.0170
	Cs-134	0.00E+00	N/A	U	1.38E-01	1.08E-01	5.70E+00	0.00E+00	
	Cs-137	1.08E-01	N/A	U	1.85E-01	8.49E-02	1.10E+01	9.82E-03	
	Eu-152	0.00E+00	N/A	U	3.29E-01	1.54E-01	8.70E+00	0.00E+00	
	Eu-154	5.22E-02	N/A	U	4.17E-01	1.81E-01	8.00E+00	6.53E-03	
	Eu-155	1.96E-01	N/A	U	3.52E-01	1.67E-01	2.80E+02	7.00E-04	
	Am-241	0.00E+00	N/A	U	3.99E-01	1.90E-01	2.10E+00	0.00E+00	
8100X-3-CR-GSSB-009	Co-60	1.20E-02	N/A	U	1.21E-01	5.24E-02	3.80E+00	3.16E-03	0.0236
	Cs-134	0.00E+00	N/A	U	1.24E-01	8.90E-02	5.70E+00	0.00E+00	
	Cs-137	1.13E-01	3.43E-02		1.22E-01	5.45E-02	1.10E+01	1.03E-02	
	Eu-152	0.00E+00	N/A	U	2.86E-01	1.35E-01	8.70E+00	0.00E+00	
	Eu-154	7.07E-02	N/A	U	3.78E-01	1.67E-01	8.00E+00	8.84E-03	
	Eu-155	3.66E-01	N/A	U	4.08E-01	1.96E-01	2.80E+02	1.31E-03	
	Am-241	0.00E+00	N/A	U	3.26E-01	1.55E-01	2.10E+00	0.00E+00	
8100X-3-CQ-GSSX-013	Co-60	4.72E-02	N/A	U	1.49E-01	8.70E-02	3.80E+00	1.24E-02	0.0325
	Cs-134	0.00E+00	N/A	U	2.16E-01	1.34E-01	5.70E+00	0.00E+00	
	Cs-137	2.16E-01	4.54E-02		1.41E-01	6.18E-02	1.10E+01	1.96E-02	
	Eu-152	0.00E+00	N/A	U	3.71E-01	1.75E-01	8.70E+00	0.00E+00	

Sample ID	Radionuclide	Activity (pCi/g)	Uncertainty (1 sigma)	Qualifier	MDA (pCi/g)	Decision Level (pCi/g)	Interim Screening Level Fraction	Fraction of Screening Level	SOF
	Eu-154	0.00E+00	N/A	U	3.88E-01	1.63E-01	8.00E+00	0.00E+00	
	Eu-155	1.29E-01	N/A	U	3.35E-01	1.57E-01	2.80E+02	4.61E-04	
	Am-241	0.00E+00	N/A	U	3.99E-01	1.89E-01	2.10E+00	0.00E+00	
8100X-3-CQ-GSSX-027	Co-60	0.00E+00	N/A	U	1.04E-01	4.37E-02	3.80E+00	0.00E+00	0.0470
	Cs-134	0.00E+00	N/A	U	1.50E-01	9.06E-02	5.70E+00	0.00E+00	
	Cs-137	2.77E-01	4.00E-02		1.05E-01	4.61E-02	1.10E+01	2.52E-02	
	Eu-152	0.00E+00	N/A	U	2.88E-01	1.36E-01	8.70E+00	0.00E+00	
	Eu-154	5.37E-02	N/A	U	3.83E-01	1.69E-01	8.00E+00	6.71E-03	
	Eu-155	1.17E-01	N/A	U	4.06E-01	1.95E-01	2.80E+02	4.18E-04	
	Am-241	3.09E-02	N/A	U	3.49E-01	1.66E-01	2.10E+00	1.47E-02	
8100X-3-CQ-GSSX-040	Co-60	7.23E-02	N/A	U	1.17E-01	5.93E-02	3.80E+00	1.90E-02	0.0344
	Cs-134	0.00E+00	N/A	U	1.55E-01	1.04E-01	5.70E+00	0.00E+00	
	Cs-137	1.30E-01	N/A	U	1.87E-01	8.57E-02	1.10E+01	1.18E-02	
	Eu-152	0.00E+00	N/A	U	2.92E-01	1.36E-01	8.70E+00	0.00E+00	
	Eu-154	2.13E-02	N/A	U	4.37E-01	1.91E-01	8.00E+00	2.66E-03	
	Eu-155	2.62E-01	N/A	U	4.49E-01	2.23E-01	2.80E+02	9.36E-04	
	Am-241	0.00E+00	N/A	U	3.63E-01	1.71E-01	2.10E+00	0.00E+00	
8100X-3-CJ-GSSB-062	Co-60	0.00E+00	N/A	U	1.34E-01	8.14E-02	3.80E+00	0.00E+00	0.0206
	Cs-134	0.00E+00	N/A	U	2.33E-01	1.23E-01	5.70E+00	0.00E+00	
	Cs-137	1.60E-01	N/A	U	2.46E-01	1.12E-01	1.10E+01	1.45E-02	
	Eu-152	4.31E-02	N/A	U	4.08E-01	1.91E-01	8.70E+00	4.95E-03	
	Eu-154	0.00E+00	N/A	U	5.09E-01	2.18E-01	8.00E+00	0.00E+00	
	Eu-155	3.05E-01	N/A	U	5.53E-01	2.64E-01	2.80E+02	1.09E-03	
	Am-241	0.00E+00	N/A	U	4.80E-01	2.28E-01	2.10E+00	0.00E+00	
8100X-3-CJ-GSSB-063	Co-60	1.83E-02	N/A	U	1.18E-01	7.97E-02	3.80E+00	4.82E-03	0.0247
	Cs-134	0.00E+00	N/A	U	1.81E-01	1.01E-01	5.70E+00	0.00E+00	

Sample ID	Radionuclide	Activity (pCi/g)	Uncertainty (1 sigma)	Qualifier	MDA (pCi/g)	Decision Level (pCi/g)	Interim Screening Level Fraction	Fraction of Screening Level	SOF
	Cs-137	1.81E-01	N/A	U	2.13E-01	9.83E-02	1.10E+01	1.65E-02	
	Eu-152	2.23E-02	N/A	U	3.40E-01	1.60E-01	8.70E+00	2.56E-03	
	Eu-154	0.00E+00	N/A	U	4.50E-01	1.95E-01	8.00E+00	0.00E+00	
	Eu-155	2.53E-01	N/A	U	4.78E-01	2.29E-01	2.80E+02	9.04E-04	
	Am-241	0.00E+00	N/A	U	4.05E-01	1.93E-01	2.10E+00	0.00E+00	
8100X-3-CQ-GSSX-069	Co-60	2.07E-02	N/A	U	1.54E-01	9.26E-02	3.80E+00	5.45E-03	0.0273
	Cs-134	0.00E+00	N/A	U	2.14E-01	1.29E-01	5.70E+00	0.00E+00	
	Cs-137	2.31E-01	N/A	U	2.60E-01	1.20E-01	1.10E+01	2.10E-02	
	Eu-152	0.00E+00	N/A	U	3.90E-01	1.82E-01	8.70E+00	0.00E+00	
	Eu-154	0.00E+00	N/A	U	5.29E-01	2.29E-01	8.00E+00	0.00E+00	
	Eu-155	2.38E-01	N/A	U	5.18E-01	2.61E-01	2.80E+02	8.50E-04	
	Am-241	0.00E+00	N/A	U	4.40E-01	2.09E-01	2.10E+00	0.00E+00	
8100X-3-CJ-GSSB-081	Co-60	5.80E-02	N/A	U	1.23E-01	5.15E-02	3.80E+00	1.53E-02	0.0619
	Cs-134	0.00E+00	N/A	U	1.40E-01	1.06E-01	5.70E+00	0.00E+00	
	Cs-137	1.91E-01	N/A	U	2.01E-01	9.29E-02	1.10E+01	1.74E-02	
	Eu-152	6.21E-02	N/A	U	3.52E-01	1.66E-01	8.70E+00	7.14E-03	
	Eu-154	1.72E-01	N/A	U	4.27E-01	1.86E-01	8.00E+00	2.15E-02	
	Eu-155	1.84E-01	N/A	U	3.85E-01	1.83E-01	2.80E+02	6.57E-04	
	Am-241	0.00E+00	N/A	U	4.10E-01	1.95E-01	2.10E+00	0.00E+00	

Table B.3 – 8100 Gamma Spectroscopy Results for Judgmental Samples

Sample ID	Radionuclide	Activity (pCi/g)	Uncertainty (1 sigma)	Qualifier	MDA (pCi/g)	Decision Level (pCi/g)	Interim Screening Level Fraction	Fraction of Screening Level	SOF
8100X-3-CJ-GSSX-043	Co-60	1.63E-02	N/A	U	8.35E-02	3.39E-02	3.80E+00	4.29E-03	0.0190
	Cs-134	0.00E+00	N/A	U	9.54E-02	9.43E-02	5.70E+00	0.00E+00	
	Cs-137	4.29E-02	N/A	U	1.11E-01	4.94E-02	1.10E+01	3.90E-03	
	Eu-152	9.04E-02	N/A	U	2.58E-01	1.21E-01	8.70E+00	1.04E-02	
	Eu-154	0.00E+00	N/A	U	2.32E-01	9.43E-02	8.00E+00	0.00E+00	
	Eu-155	1.30E-01	N/A	U	3.48E-01	1.66E-01	2.80E+02	4.64E-04	
	Am-241	0.00E+00	N/A	U	2.76E-01	1.30E-01	2.10E+00	0.00E+00	
8100X-3-CJ-GSSX-044	Co-60	2.06E-02	N/A	U	1.44E-01	6.23E-02	3.80E+00	5.42E-03	0.0410
	Cs-134	0.00E+00	N/A	U	1.88E-01	1.07E-01	5.70E+00	0.00E+00	
	Cs-137	2.15E-01	4.13E-02		1.24E-01	5.43E-02	1.10E+01	1.95E-02	
	Eu-152	0.00E+00	N/A	U	3.08E-01	1.44E-01	8.70E+00	0.00E+00	
	Eu-154	1.15E-01	N/A	U	4.27E-01	1.86E-01	8.00E+00	1.44E-02	
	Eu-155	4.55E-01	N/A	U	4.76E-01	2.42E-01	2.80E+02	1.63E-03	
	Am-241	0.00E+00	N/A	U	3.73E-01	1.77E-01	2.10E+00	0.00E+00	
8100X-3-CJ-GSSX-045	Co-60	4.74E-02	N/A	U	1.47E-01	9.43E-02	3.80E+00	1.25E-02	0.0303
	Cs-134	0.00E+00	N/A	U	2.23E-01	1.33E-01	5.70E+00	0.00E+00	
	Cs-137	1.21E-01	N/A	U	2.41E-01	1.11E-01	1.10E+01	1.10E-02	
	Eu-152	0.00E+00	N/A	U	3.86E-01	1.81E-01	8.70E+00	0.00E+00	
	Eu-154	4.87E-02	N/A	U	4.83E-01	2.08E-01	8.00E+00	6.09E-03	
	Eu-155	2.07E-01	N/A	U	5.28E-01	2.53E-01	2.80E+02	7.39E-04	
	Am-241	0.00E+00	N/A	U	4.08E-01	1.94E-01	2.10E+00	0.00E+00	
8100X-3-CJ-GSSX-046	Co-60	6.56E-03	N/A	U	1.48E-01	7.96E-02	3.80E+00	1.73E-03	0.0614
	Cs-134	0.00E+00	N/A	U	1.80E-01	1.15E-01	5.70E+00	0.00E+00	
	Cs-137	3.16E-01	N/A	U	2.80E-01	1.30E-01	1.10E+01	2.87E-02	
	Eu-152	0.00E+00	N/A	U	3.56E-01	1.66E-01	8.70E+00	0.00E+00	

Sample ID	Radionuclide	Activity (pCi/g)	Uncertainty (1 sigma)	Qualifier	MDA (pCi/g)	Decision Level (pCi/g)	Interim Screening Level Fraction	Fraction of Screening Level	SOF
	Eu-154	2.32E-01	N/A	U	5.93E-01	2.62E-01	8.00E+00	2.90E-02	
	Eu-155	5.48E-01	N/A	U	5.58E-01	2.73E-01	2.80E+02	1.96E-03	
	Am-241	0.00E+00	N/A	U	4.28E-01	2.03E-01	2.10E+00	0.00E+00	
8100X-3-CJ-GSSX-047	Co-60	6.32E-02	N/A	U	1.39E-01	6.76E-02	3.80E+00	1.66E-02	0.0250
	Cs-134	0.00E+00	N/A	U	1.48E-01	9.42E-02	5.70E+00	0.00E+00	
	Cs-137	8.53E-02	N/A	U	1.67E-01	7.61E-02	1.10E+01	7.75E-03	
	Eu-152	0.00E+00	N/A	U	3.02E-01	1.41E-01	8.70E+00	0.00E+00	
	Eu-154	0.00E+00	N/A	U	4.34E-01	1.91E-01	8.00E+00	0.00E+00	
	Eu-155	1.77E-01	N/A	U	4.14E-01	1.98E-01	2.80E+02	6.32E-04	
	Am-241	0.00E+00	N/A	U	3.52E-01	1.67E-01	2.10E+00	0.00E+00	
8100X-3-CJ-GSSX-048	Co-60	8.24E-02	N/A	U	1.37E-01	6.54E-02	3.80E+00	2.17E-02	0.0420
	Cs-134	0.00E+00	N/A	U	1.74E-01	1.08E-01	5.70E+00	0.00E+00	
	Cs-137	1.12E-01	N/A	U	1.87E-01	8.59E-02	1.10E+01	1.02E-02	
	Eu-152	8.14E-02	N/A	U	3.46E-01	1.63E-01	8.70E+00	9.36E-03	
	Eu-154	0.00E+00	N/A	U	4.18E-01	1.82E-01	8.00E+00	0.00E+00	
	Eu-155	2.22E-01	N/A	U	4.61E-01	2.21E-01	2.80E+02	7.93E-04	
	Am-241	0.00E+00	N/A	U	3.69E-01	1.76E-01	2.10E+00	0.00E+00	
8100X-3-CJ-GSSX-049	Co-60	3.71E-02	N/A	U	1.27E-01	7.08E-02	3.80E+00	9.76E-03	0.0309
	Cs-134	0.00E+00	N/A	U	1.55E-01	1.05E-01	5.70E+00	0.00E+00	
	Cs-137	7.46E-02	N/A	U	1.63E-01	7.37E-02	1.10E+01	6.78E-03	
	Eu-152	0.00E+00	N/A	U	3.31E-01	1.56E-01	8.70E+00	0.00E+00	
	Eu-154	1.15E-01	N/A	U	3.93E-01	1.69E-01	8.00E+00	1.44E-02	
	Eu-155	0.00E+00	N/A	U	4.09E-01	1.95E-01	2.80E+02	0.00E+00	
	Am-241	0.00E+00	N/A	U	3.62E-01	1.72E-01	2.10E+00	0.00E+00	
8100X-3-CJ-GSSX-050	Co-60	1.12E-02	N/A	U	1.26E-01	5.21E-02	3.80E+00	2.95E-03	0.0166
	Cs-134	0.00E+00	N/A	U	1.67E-01	1.20E-01	5.70E+00	0.00E+00	

Sample ID	Radionuclide	Activity (pCi/g)	Uncertainty (1 sigma)	Qualifier	MDA (pCi/g)	Decision Level (pCi/g)	Interim Screening Level Fraction	Fraction of Screening Level	SOF
	Cs-137	1.43E-01	N/A	U	2.23E-01	1.03E-01	1.10E+01	1.30E-02	
	Eu-152	5.02E-03	N/A	U	3.50E-01	1.64E-01	8.70E+00	5.77E-04	
	Eu-154	0.00E+00	N/A	U	3.87E-01	1.63E-01	8.00E+00	0.00E+00	
	Eu-155	2.08E-02	N/A	U	4.89E-01	2.35E-01	2.80E+02	7.43E-05	
	Am-241	0.00E+00	N/A	U	4.07E-01	1.93E-01	2.10E+00	0.00E+00	
8100X-3-CJ-GSSX-051	Co-60	1.95E-02	N/A	U	1.33E-01	7.63E-02	3.80E+00	5.13E-03	0.0652
	Cs-134	1.25E-01	N/A	U	1.79E-01	1.08E-01	5.70E+00	2.19E-02	
	Cs-137	1.68E-01	N/A	U	2.22E-01	1.02E-01	1.10E+01	1.53E-02	
	Eu-152	0.00E+00	N/A	U	3.24E-01	1.52E-01	8.70E+00	0.00E+00	
	Eu-154	1.79E-01	N/A	U	4.72E-01	2.06E-01	8.00E+00	2.24E-02	
	Eu-155	1.32E-01	N/A	U	4.00E-01	1.90E-01	2.80E+02	4.71E-04	
	Am-241	0.00E+00	N/A	U	3.81E-01	1.81E-01	2.10E+00	0.00E+00	
8100X-3-CJ-GSSX-052	Co-60	0.00E+00	N/A	U	1.22E-01	7.75E-02	3.80E+00	0.00E+00	0.0250
	Cs-134	0.00E+00	N/A	U	2.06E-01	1.09E-01	5.70E+00	0.00E+00	
	Cs-137	2.73E-01	N/A	U	2.33E-01	1.09E-01	1.10E+01	2.48E-02	
	Eu-152	0.00E+00	N/A	U	3.42E-01	1.61E-01	8.70E+00	0.00E+00	
	Eu-154	0.00E+00	N/A	U	3.73E-01	1.58E-01	8.00E+00	0.00E+00	
	Eu-155	5.76E-02	N/A	U	2.79E-01	1.30E-01	2.80E+02	2.06E-04	
	Am-241	0.00E+00	N/A	U	3.68E-01	1.75E-01	2.10E+00	0.00E+00	
8100X-3-CJ-GSSX-053	Co-60	3.27E-02	N/A	U	1.23E-01	6.75E-02	3.80E+00	8.61E-03	0.0280
	Cs-134	0.00E+00	N/A	U	1.68E-01	1.10E-01	5.70E+00	0.00E+00	
	Cs-137	2.05E-01	4.33E-02		1.36E-01	6.01E-02	1.10E+01	1.86E-02	
	Eu-152	0.00E+00	N/A	U	3.46E-01	1.63E-01	8.70E+00	0.00E+00	
	Eu-154	0.00E+00	N/A	U	3.86E-01	1.65E-01	8.00E+00	0.00E+00	
	Eu-155	2.26E-01	N/A	U	4.76E-01	2.28E-01	2.80E+02	8.07E-04	
	Am-241	0.00E+00	N/A	U	4.03E-01	1.92E-01	2.10E+00	0.00E+00	

Sample ID	Radionuclide	Activity (pCi/g)	Uncertainty (1 sigma)	Qualifier	MDA (pCi/g)	Decision Level (pCi/g)	Interim Screening Level Fraction	Fraction of Screening Level	SOF
8100X-3-CJ-GSSX-054	Co-60	1.73E-03	N/A	U	1.34E-01	5.61E-02	3.80E+00	4.55E-04	0.0374
	Cs-134	0.00E+00	N/A	U	1.94E-01	1.36E-01	5.70E+00	0.00E+00	
	Cs-137	1.01E-01	N/A	U	2.00E-01	9.13E-02	1.10E+01	9.18E-03	
	Eu-152	1.29E-01	N/A	U	3.95E-01	1.87E-01	8.70E+00	1.48E-02	
	Eu-154	1.00E-01	N/A	U	5.35E-01	2.37E-01	8.00E+00	1.25E-02	
	Eu-155	1.33E-01	N/A	U	5.34E-01	2.57E-01	2.80E+02	4.75E-04	
	Am-241	0.00E+00	N/A	U	4.50E-01	2.15E-01	2.10E+00	0.00E+00	
8100X-3-CJ-GSSX-055	Co-60	4.16E-02	N/A	U	1.49E-01	6.31E-02	3.80E+00	1.09E-02	0.0161
	Cs-134	0.00E+00	N/A	U	2.03E-01	1.28E-01	5.70E+00	0.00E+00	
	Cs-137	2.21E-02	N/A	U	1.90E-01	8.60E-02	1.10E+01	2.01E-03	
	Eu-152	1.98E-02	N/A	U	3.82E-01	1.80E-01	8.70E+00	2.28E-03	
	Eu-154	0.00E+00	N/A	U	4.37E-01	1.87E-01	8.00E+00	0.00E+00	
	Eu-155	2.44E-01	N/A	U	4.54E-01	2.17E-01	2.80E+02	8.71E-04	
	Am-241	0.00E+00	N/A	U	4.45E-01	2.12E-01	2.10E+00	0.00E+00	
8100X-3-CJ-GSSX-056	Co-60	3.64E-02	N/A	U	1.40E-01	8.30E-02	3.80E+00	9.58E-03	0.0300
	Cs-134	0.00E+00	N/A	U	1.63E-01	1.15E-01	5.70E+00	0.00E+00	
	Cs-137	1.66E-01	4.19E-02		1.39E-01	6.11E-02	1.10E+01	1.51E-02	
	Eu-152	3.74E-02	N/A	U	4.22E-01	2.00E-01	8.70E+00	4.30E-03	
	Eu-154	4.43E-03	N/A	U	4.53E-01	1.96E-01	8.00E+00	5.54E-04	
	Eu-155	1.27E-01	N/A	U	5.00E-01	2.40E-01	2.80E+02	4.54E-04	
	Am-241	0.00E+00	N/A	U	4.15E-01	1.98E-01	2.10E+00	0.00E+00	
8100X-3-CJ-GSSX-057	Co-60	0.00E+00	N/A	U	9.92E-02	6.49E-02	3.80E+00	0.00E+00	0.0027
	Cs-134	0.00E+00	N/A	U	1.77E-01	9.43E-02	5.70E+00	0.00E+00	
	Cs-137	1.81E-02	N/A	U	1.53E-01	6.82E-02	1.10E+01	1.65E-03	
	Eu-152	0.00E+00	N/A	U	3.28E-01	1.54E-01	8.70E+00	0.00E+00	
	Eu-154	0.00E+00	N/A	U	3.44E-01	1.43E-01	8.00E+00	0.00E+00	

Sample ID	Radionuclide	Activity (pCi/g)	Uncertainty (1 sigma)	Qualifier	MDA (pCi/g)	Decision Level (pCi/g)	Interim Screening Level Fraction	Fraction of Screening Level	SOF
	Eu-155	2.93E-01	N/A	U	4.54E-01	2.18E-01	2.80E+02	1.05E-03	
	Am-241	0.00E+00	N/A	U	3.74E-01	1.78E-01	2.10E+00	0.00E+00	
8100X-3-CJ-GSSX-058	Co-60	5.09E-02	N/A	U	1.54E-01	7.49E-02	3.80E+00	1.34E-02	0.0482
	Cs-134	0.00E+00	N/A	U	1.62E-01	1.13E-01	5.70E+00	0.00E+00	
	Cs-137	2.16E-01	4.01E-02		1.13E-01	4.81E-02	1.10E+01	1.96E-02	
	Eu-152	0.00E+00	N/A	U	3.67E-01	1.73E-01	8.70E+00	0.00E+00	
	Eu-154	1.19E-01	N/A	U	4.37E-01	1.89E-01	8.00E+00	1.49E-02	
	Eu-155	9.29E-02	N/A	U	4.91E-01	2.36E-01	2.80E+02	3.32E-04	
	Am-241	0.00E+00	N/A	U	3.93E-01	1.87E-01	2.10E+00	0.00E+00	
8100X-3-CJ-GSSX-059	Co-60	0.00E+00	N/A	U	1.13E-01	4.68E-02	3.80E+00	0.00E+00	0.0593
	Cs-134	0.00E+00	N/A	U	1.51E-01	1.00E-01	5.70E+00	0.00E+00	
	Cs-137	8.75E-02	N/A	U	1.68E-01	7.65E-02	1.10E+01	7.95E-03	
	Eu-152	0.00E+00	N/A	U	3.12E-01	1.46E-01	8.70E+00	0.00E+00	
	Eu-154	5.33E-02	N/A	U	4.55E-01	2.00E-01	8.00E+00	6.66E-03	
	Eu-155	3.20E-02	N/A	U	2.10E-01	9.58E-02	2.80E+02	1.14E-04	
	Am-241	9.36E-02	N/A	U	3.90E-01	1.86E-01	2.10E+00	4.46E-02	
8100X-3-CJ-GSSX-060	Co-60	1.63E-02	N/A	U	1.39E-01	5.91E-02	3.80E+00	4.29E-03	0.0285
	Cs-134	0.00E+00	N/A	U	1.82E-01	1.18E-01	5.70E+00	0.00E+00	
	Cs-137	2.61E-01	N/A	U	2.37E-01	1.10E-01	1.10E+01	2.37E-02	
	Eu-152	0.00E+00	N/A	U	3.75E-01	1.77E-01	8.70E+00	0.00E+00	
	Eu-154	0.00E+00	N/A	U	4.09E-01	1.75E-01	8.00E+00	0.00E+00	
	Eu-155	1.26E-01	N/A	U	4.90E-01	2.35E-01	2.80E+02	4.50E-04	
	Am-241	0.00E+00	N/A	U	4.24E-01	2.02E-01	2.10E+00	0.00E+00	
8100X-3-CJ-GSSX-061	Co-60	0.00E+00	N/A	U	1.25E-01	7.27E-02	3.80E+00	0.00E+00	0.0317
	Cs-134	2.14E-02	N/A	U	2.06E-01	1.13E-01	5.70E+00	3.75E-03	
	Cs-137	1.54E-01	3.97E-02		1.33E-01	5.82E-02	1.10E+01	1.40E-02	

Sample ID	Radionuclide	Activity (pCi/g)	Uncertainty (1 sigma)	Qualifier	MDA (pCi/g)	Decision Level (pCi/g)	Interim Screening Level Fraction	Fraction of Screening Level	SOF
	Eu-152	0.00E+00	N/A	U	3.32E-01	1.55E-01	8.70E+00	0.00E+00	
	Eu-154	0.00E+00	N/A	U	4.84E-01	2.13E-01	8.00E+00	0.00E+00	
	Eu-155	3.28E-01	N/A	U	4.98E-01	2.46E-01	2.80E+02	1.17E-03	
	Am-241	2.68E-02	N/A	U	4.06E-01	1.94E-01	2.10E+00	1.28E-02	
8100X-3-CJ-GSSX-062	Co-60	1.59E-02	N/A	U	1.50E-01	6.46E-02	3.80E+00	4.18E-03	0.0313
	Cs-134	0.00E+00	N/A	U	1.96E-01	1.14E-01	5.70E+00	0.00E+00	
	Cs-137	8.23E-02	N/A	U	1.94E-01	8.90E-02	1.10E+01	7.48E-03	
	Eu-152	0.00E+00	N/A	U	3.82E-01	1.80E-01	8.70E+00	0.00E+00	
	Eu-154	1.49E-01	N/A	U	4.53E-01	1.98E-01	8.00E+00	1.86E-02	
	Eu-155	2.77E-01	N/A	U	3.72E-01	1.76E-01	2.80E+02	9.89E-04	
	Am-241	0.00E+00	N/A	U	4.33E-01	2.06E-01	2.10E+00	0.00E+00	
8100X-3-CJ-GSSX-063	Co-60	1.45E-02	N/A	U	1.12E-01	4.53E-02	3.80E+00	3.82E-03	0.0368
	Cs-134	0.00E+00	N/A	U	1.77E-01	1.09E-01	5.70E+00	0.00E+00	
	Cs-137	1.01E-01	3.48E-02		1.25E-01	5.41E-02	1.10E+01	9.18E-03	
	Eu-152	0.00E+00	N/A	U	3.70E-01	1.75E-01	8.70E+00	0.00E+00	
	Eu-154	0.00E+00	N/A	U	3.50E-01	1.46E-01	8.00E+00	0.00E+00	
	Eu-155	7.85E-02	N/A	U	3.78E-01	1.80E-01	2.80E+02	2.80E-04	
	Am-241	4.95E-02	N/A	U	4.32E-01	2.06E-01	2.10E+00	2.36E-02	
8100X-3-CJ-GSSX-064	Co-60	0.00E+00	N/A	U	1.38E-01	5.92E-02	3.80E+00	0.00E+00	0.0209
	Cs-134	0.00E+00	N/A	U	2.06E-01	1.10E-01	5.70E+00	0.00E+00	
	Cs-137	2.16E-01	4.60E-02		1.47E-01	6.54E-02	1.10E+01	1.96E-02	
	Eu-152	0.00E+00	N/A	U	3.55E-01	1.67E-01	8.70E+00	0.00E+00	
	Eu-154	0.00E+00	N/A	U	4.66E-01	2.04E-01	8.00E+00	0.00E+00	
	Eu-155	3.46E-01	N/A	U	4.68E-01	2.40E-01	2.80E+02	1.24E-03	
	Am-241	0.00E+00	N/A	U	3.86E-01	1.83E-01	2.10E+00	0.00E+00	
8100X-3-CJ-GSSX-065	Co-60	2.14E-02	N/A	U	1.09E-01	8.15E-02	3.80E+00	5.63E-03	0.0367

Sample ID	Radionuclide	Activity (pCi/g)	Uncertainty (1 sigma)	Qualifier	MDA (pCi/g)	Decision Level (pCi/g)	Interim Screening Level Fraction	Fraction of Screening Level	SOF
	Cs-134	0.00E+00	N/A	U	2.09E-01	1.05E-01	5.70E+00	0.00E+00	
	Cs-137	2.00E-01	4.10E-02		1.24E-01	5.33E-02	1.10E+01	1.82E-02	
	Eu-152	0.00E+00	N/A	U	3.31E-01	1.55E-01	8.70E+00	0.00E+00	
	Eu-154	9.32E-02	N/A	U	4.54E-01	1.97E-01	8.00E+00	1.17E-02	
	Eu-155	3.56E-01	N/A	U	4.93E-01	2.44E-01	2.80E+02	1.27E-03	
	Am-241	0.00E+00	N/A	U	3.84E-01	1.82E-01	2.10E+00	0.00E+00	
8100X-3-CJ-GSSX-066	Co-60	3.91E-02	N/A	U	1.12E-01	7.24E-02	3.80E+00	1.03E-02	0.0211
	Cs-134	0.00E+00	N/A	U	1.81E-01	1.10E-01	5.70E+00	0.00E+00	
	Cs-137	1.60E-02	4.32E-02		1.51E-01	6.78E-02	1.10E+01	1.45E-03	
	Eu-152	7.87E-02	N/A	U	3.57E-01	1.69E-01	8.70E+00	9.05E-03	
	Eu-154	0.00E+00	N/A	U	4.26E-01	1.86E-01	8.00E+00	0.00E+00	
	Eu-155	7.36E-02	N/A	U	4.58E-01	2.21E-01	2.80E+02	2.63E-04	
	Am-241	0.00E+00	N/A	U	3.75E-01	1.78E-01	2.10E+00	0.00E+00	
8100X-3-CJ-GSSX-067	Co-60	0.00E+00	N/A	U	1.21E-01	5.97E-02	3.80E+00	0.00E+00	0.0155
	Cs-134	0.00E+00	N/A	U	1.56E-01	1.05E-01	5.70E+00	0.00E+00	
	Cs-137	1.56E-01	3.50E-02		1.10E-01	4.75E-02	1.10E+01	1.42E-02	
	Eu-152	0.00E+00	N/A	U	3.36E-01	1.59E-01	8.70E+00	0.00E+00	
	Eu-154	0.00E+00	N/A	U	4.25E-01	1.86E-01	8.00E+00	0.00E+00	
	Eu-155	3.75E-01	N/A	U	4.10E-01	2.16E-01	2.80E+02	1.34E-03	
	Am-241	0.00E+00	N/A	U	3.54E-01	1.68E-01	2.10E+00	0.00E+00	
8100X-3-CJ-GSSX-068	Co-60	2.94E-02	N/A	U	1.31E-01	5.57E-02	3.80E+00	7.74E-03	0.0331
	Cs-134	0.00E+00	N/A	U	1.74E-01	1.12E-01	5.70E+00	0.00E+00	
	Cs-137	1.64E-01	N/A	U	2.03E-01	9.39E-02	1.10E+01	1.49E-02	
	Eu-152	8.39E-02	N/A	U	3.43E-01	1.62E-01	8.70E+00	9.64E-03	
	Eu-154	0.00E+00	N/A	U	4.86E-01	2.15E-01	8.00E+00	0.00E+00	
	Eu-155	2.30E-01	N/A	U	3.05E-01	1.43E-01	2.80E+02	8.21E-04	

Sample ID	Radionuclide	Activity (pCi/g)	Uncertainty (1 sigma)	Qualifier	MDA (pCi/g)	Decision Level (pCi/g)	Interim Screening Level Fraction	Fraction of Screening Level	SOF
	Am-241	0.00E+00	N/A	U	3.55E-01	1.68E-01	2.10E+00	0.00E+00	
8100X-3-CJ-GSSX-069	Co-60	6.42E-02	N/A	U	1.58E-01	6.89E-02	3.80E+00	1.69E-02	0.0393
	Cs-134	0.00E+00	N/A	U	1.85E-01	1.22E-01	5.70E+00	0.00E+00	
	Cs-137	1.87E-01	4.53E-02		1.53E-01	6.88E-02	1.10E+01	1.70E-02	
	Eu-152	0.00E+00	N/A	U	3.31E-01	1.56E-01	8.70E+00	0.00E+00	
	Eu-154	3.35E-02	N/A	U	4.12E-01	1.78E-01	8.00E+00	4.19E-03	
	Eu-155	3.45E-01	N/A	U	4.84E-01	2.33E-01	2.80E+02	1.23E-03	
	Am-241	0.00E+00	N/A	U	3.76E-01	1.79E-01	2.10E+00	0.00E+00	
8100X-3-CJ-GSSX-070	Co-60	0.00E+00	N/A	U	1.07E-01	4.39E-02	3.80E+00	0.00E+00	0.0247
	Cs-134	0.00E+00	N/A	U	1.81E-01	1.08E-01	5.70E+00	0.00E+00	
	Cs-137	1.25E-01	3.48E-02		1.18E-01	5.14E-02	1.10E+01	1.14E-02	
	Eu-152	0.00E+00	N/A	U	3.25E-01	1.53E-01	8.70E+00	0.00E+00	
	Eu-154	0.00E+00	N/A	U	4.68E-01	2.08E-01	8.00E+00	0.00E+00	
	Eu-155	2.54E-01	N/A	U	4.74E-01	2.30E-01	2.80E+02	9.07E-04	
	Am-241	2.61E-02	N/A	U	4.02E-01	1.92E-01	2.10E+00	1.24E-02	
8100X-3-CJ-GSSX-071	Co-60	5.80E-02	N/A	U	1.19E-01	7.64E-02	3.80E+00	1.53E-02	0.0352
	Cs-134	0.00E+00	N/A	U	1.79E-01	1.30E-01	5.70E+00	0.00E+00	
	Cs-137	2.14E-01	N/A	U	2.26E-01	1.04E-01	1.10E+01	1.95E-02	
	Eu-152	0.00E+00	N/A	U	3.26E-01	1.52E-01	8.70E+00	0.00E+00	
	Eu-154	0.00E+00	N/A	U	3.93E-01	1.67E-01	8.00E+00	0.00E+00	
	Eu-155	1.43E-01	N/A	U	4.78E-01	2.29E-01	2.80E+02	5.11E-04	
	Am-241	0.00E+00	N/A	U	4.29E-01	2.05E-01	2.10E+00	0.00E+00	
8100X-3-CJ-GSSX-072	Co-60	2.86E-02	N/A	U	1.49E-01	7.15E-02	3.80E+00	7.53E-03	0.0446
	Cs-134	0.00E+00	N/A	U	2.01E-01	1.12E-01	5.70E+00	0.00E+00	
	Cs-137	1.23E-01	N/A	U	2.14E-01	9.90E-02	1.10E+01	1.12E-02	
	Eu-152	2.15E-01	N/A	U	3.59E-01	1.70E-01	8.70E+00	2.47E-02	

Sample ID	Radionuclide	Activity (pCi/g)	Uncertainty (1 sigma)	Qualifier	MDA (pCi/g)	Decision Level (pCi/g)	Interim Screening Level Fraction	Fraction of Screening Level	SOF
	Eu-154	0.00E+00	N/A	U	3.82E-01	1.62E-01	8.00E+00	0.00E+00	
	Eu-155	3.22E-01	N/A	U	4.43E-01	2.26E-01	2.80E+02	1.15E-03	
	Am-241	0.00E+00	N/A	U	3.87E-01	1.84E-01	2.10E+00	0.00E+00	
8100X-3-CJ-GSSX-073	Co-60	4.68E-02	N/A	U	1.29E-01	7.21E-02	3.80E+00	1.23E-02	0.0212
	Cs-134	0.00E+00	N/A	U	1.83E-01	1.06E-01	5.70E+00	0.00E+00	
	Cs-137	9.75E-02	3.58E-02		1.32E-01	5.81E-02	1.10E+01	8.86E-03	
	Eu-152	0.00E+00	N/A	U	3.35E-01	1.58E-01	8.70E+00	0.00E+00	
	Eu-154	0.00E+00	N/A	U	3.68E-01	1.57E-01	8.00E+00	0.00E+00	
	Eu-155	0.00E+00	N/A	U	4.24E-01	2.03E-01	2.80E+02	0.00E+00	
	Am-241	0.00E+00	N/A	U	3.26E-01	1.54E-01	2.10E+00	0.00E+00	
8100X-3-CJ-GSSX-074	Co-60	4.48E-02	N/A	U	1.09E-01	7.39E-02	3.80E+00	1.18E-02	0.0267
	Cs-134	0.00E+00	N/A	U	1.61E-01	1.11E-01	5.70E+00	0.00E+00	
	Cs-137	1.15E-01	N/A	U	1.68E-01	7.55E-02	1.10E+01	1.05E-02	
	Eu-152	0.00E+00	N/A	U	2.93E-01	1.36E-01	8.70E+00	0.00E+00	
	Eu-154	3.12E-02	N/A	U	4.17E-01	1.78E-01	8.00E+00	3.90E-03	
	Eu-155	1.52E-01	N/A	U	4.30E-01	2.05E-01	2.80E+02	5.43E-04	
	Am-241	0.00E+00	N/A	U	3.81E-01	1.80E-01	2.10E+00	0.00E+00	
8100X-3-CJ-GSSX-075	Co-60	9.44E-03	N/A	U	1.12E-01	5.85E-02	3.80E+00	2.48E-03	0.0067
	Cs-134	0.00E+00	N/A	U	1.93E-01	9.91E-02	5.70E+00	0.00E+00	
	Cs-137	4.46E-02	N/A	U	1.68E-01	7.61E-02	1.10E+01	4.05E-03	
	Eu-152	0.00E+00	N/A	U	3.14E-01	1.47E-01	8.70E+00	0.00E+00	
	Eu-154	0.00E+00	N/A	U	4.60E-01	2.03E-01	8.00E+00	0.00E+00	
	Eu-155	5.56E-02	N/A	U	4.37E-01	2.09E-01	2.80E+02	1.99E-04	
	Am-241	0.00E+00	N/A	U	3.61E-01	1.71E-01	2.10E+00	0.00E+00	
8100X-3-CJ-GSSX-076	Co-60	3.54E-02	N/A	U	1.28E-01	6.45E-02	3.80E+00	9.32E-03	0.0149
	Cs-134	0.00E+00	N/A	U	1.54E-01	9.99E-02	5.70E+00	0.00E+00	

Sample ID	Radionuclide	Activity (pCi/g)	Uncertainty (1 sigma)	Qualifier	MDA (pCi/g)	Decision Level (pCi/g)	Interim Screening Level Fraction	Fraction of Screening Level	SOF
	Cs-137	5.59E-02	N/A	U	1.39E-01	6.28E-02	1.10E+01	5.08E-03	
	Eu-152	0.00E+00	N/A	U	3.11E-01	1.47E-01	8.70E+00	0.00E+00	
	Eu-154	0.00E+00	N/A	U	3.93E-01	1.72E-01	8.00E+00	0.00E+00	
	Eu-155	1.29E-01	N/A	U	4.25E-01	2.04E-01	2.80E+02	4.61E-04	
	Am-241	0.00E+00	N/A	U	3.60E-01	1.72E-01	2.10E+00	0.00E+00	
8100X-3-CJ-GSSX-077	Co-60	1.04E-02	N/A	U	1.13E-01	6.29E-02	3.80E+00	2.74E-03	0.0276
	Cs-134	0.00E+00	N/A	U	1.76E-01	9.56E-02	5.70E+00	0.00E+00	
	Cs-137	4.54E-02	2.75E-02		1.09E-01	4.75E-02	1.10E+01	4.13E-03	
	Eu-152	0.00E+00	N/A	U	3.05E-01	1.43E-01	8.70E+00	0.00E+00	
	Eu-154	1.55E-01	N/A	U	4.24E-01	1.87E-01	8.00E+00	1.94E-02	
	Eu-155	3.93E-01	N/A	U	4.30E-01	2.15E-01	2.80E+02	1.40E-03	
	Am-241	0.00E+00	N/A	U	3.58E-01	1.70E-01	2.10E+00	0.00E+00	
8100X-3-CJ-GSSX-078	Co-60	3.98E-02	N/A	U	1.24E-01	5.32E-02	3.80E+00	1.05E-02	0.0179
	Cs-134	0.00E+00	N/A	U	1.62E-01	1.05E-01	5.70E+00	0.00E+00	
	Cs-137	4.76E-02	N/A	U	1.68E-01	7.71E-02	1.10E+01	4.33E-03	
	Eu-152	9.51E-03	N/A	U	3.37E-01	1.59E-01	8.70E+00	1.09E-03	
	Eu-154	6.15E-03	N/A	U	4.01E-01	1.76E-01	8.00E+00	7.69E-04	
	Eu-155	3.55E-01	N/A	U	4.56E-01	2.21E-01	2.80E+02	1.27E-03	
	Am-241	0.00E+00	N/A	U	3.68E-01	1.75E-01	2.10E+00	0.00E+00	
8100X-3-CJ-GSSX-079	Co-60	2.22E-02	N/A	U	1.01E-01	6.69E-02	3.80E+00	5.84E-03	0.0164
	Cs-134	0.00E+00	N/A	U	1.35E-01	1.00E-01	5.70E+00	0.00E+00	
	Cs-137	0.00E+00	N/A	U	1.34E-01	6.06E-02	1.10E+01	0.00E+00	
	Eu-152	0.00E+00	N/A	U	3.23E-01	1.53E-01	8.70E+00	0.00E+00	
	Eu-154	7.28E-02	N/A	U	4.21E-01	1.87E-01	8.00E+00	9.10E-03	
	Eu-155	4.03E-01	N/A	U	4.56E-01	2.20E-01	2.80E+02	1.44E-03	
	Am-241	0.00E+00	N/A	U	3.83E-01	1.83E-01	2.10E+00	0.00E+00	

Sample ID	Radionuclide	Activity (pCi/g)	Uncertainty (1 sigma)	Qualifier	MDA (pCi/g)	Decision Level (pCi/g)	Interim Screening Level Fraction	Fraction of Screening Level	SOF
8100X-3-CJ-GSSX-080	Co-60	0.00E+00	N/A	U	1.31E-01	5.79E-02	3.80E+00	0.00E+00	0.0318
	Cs-134	0.00E+00	N/A	U	1.66E-01	1.03E-01	5.70E+00	0.00E+00	
	Cs-137	1.18E-01	N/A	U	1.98E-01	9.07E-02	1.10E+01	1.07E-02	
	Eu-152	0.00E+00	N/A	U	3.20E-01	1.50E-01	8.70E+00	0.00E+00	
	Eu-154	1.50E-01	N/A	U	4.29E-01	1.86E-01	8.00E+00	1.88E-02	
	Eu-155	1.99E-01	N/A	U	4.74E-01	2.27E-01	2.80E+02	7.11E-04	
	Am-241	3.39E-03	N/A	U	3.92E-01	1.87E-01	2.10E+00	1.61E-03	
8100X-3-CJ-GSSX-081	Co-60	2.69E-02	N/A	U	1.26E-01	5.37E-02	3.80E+00	7.08E-03	0.0383
	Cs-134	0.00E+00	N/A	U	1.70E-01	1.00E-01	5.70E+00	0.00E+00	
	Cs-137	1.26E-01	3.99E-02		1.44E-01	6.46E-02	1.10E+01	1.15E-02	
	Eu-152	1.53E-02	N/A	U	3.55E-01	1.68E-01	8.70E+00	1.76E-03	
	Eu-154	1.25E-01	N/A	U	4.46E-01	1.97E-01	8.00E+00	1.56E-02	
	Eu-155	6.75E-01	N/A	U	5.13E-01	2.71E-01	2.80E+02	2.41E-03	
	Am-241	0.00E+00	N/A	U	3.95E-01	1.88E-01	2.10E+00	0.00E+00	
8100X-3-CI-GSSX-13A	Co-60	7.49E-02	N/A	U	1.50E-01	6.46E-02	3.80E+00	1.97E-02	0.0565
	Cs-134	0.00E+00	N/A	U	2.05E-01	1.13E-01	5.70E+00	0.00E+00	
	Cs-137	2.28E-01	4.15E-02		1.17E-01	5.00E-02	1.10E+01	2.07E-02	
	Eu-152	0.00E+00	N/A	U	3.48E-01	1.63E-01	8.70E+00	0.00E+00	
	Eu-154	0.00E+00	N/A	U	4.65E-01	2.03E-01	8.00E+00	0.00E+00	
	Eu-155	3.66E-01	N/A	U	5.10E-01	2.45E-01	2.80E+02	1.31E-03	
	Am-241	3.10E-02	N/A	U	4.29E-01	2.04E-01	2.10E+00	1.48E-02	

Table B.4 – 8100 Summary Statistics

Combined					
Radionuclide	Min (pCi/g)	Max (pCi/g)	Mean (pCi/g)	Median (pCi/g)	SD (pCi/g)
Co-60	0.00E+00	1.15E-01	2.59E-02	2.10E-02	2.37E-02
Cs-134	0.00E+00	1.25E-01	1.81E-03	0.00E+00	1.33E-02
Cs-137	0.00E+00	3.16E-01	1.33E-01	1.26E-01	7.21E-02
Eu-152	0.00E+00	2.15E-01	2.12E-02	0.00E+00	4.25E-02
Eu-154	0.00E+00	2.49E-01	3.81E-02	0.00E+00	6.02E-02
Eu-155	0.00E+00	6.75E-01	2.13E-01	2.01E-01	1.30E-01
Am-241	0.00E+00	1.17E-01	7.35E-03	0.00E+00	2.20E-02
Random					
Radionuclide	Min (pCi/g)	Max (pCi/g)	Mean (pCi/g)	Median (pCi/g)	SD (pCi/g)
Co-60	0.00E+00	1.15E-01	2.59E-02	2.26E-02	2.46E-02
Cs-134	0.00E+00	2.03E-02	4.83E-04	0.00E+00	3.13E-03
Cs-137	1.50E-05	2.49E-01	1.25E-01	1.29E-01	6.87E-02
Eu-152	0.00E+00	1.75E-01	2.51E-02	2.36E-03	4.42E-02
Eu-154	0.00E+00	2.49E-01	3.07E-02	0.00E+00	5.77E-02
Eu-155	9.03E-03	4.32E-01	1.99E-01	1.94E-01	1.13E-01
Am-241	0.00E+00	1.17E-01	9.89E-03	0.00E+00	2.71E-02
Judgmental					
Radionuclide	Min (pCi/g)	Max (pCi/g)	Mean (pCi/g)	Median (pCi/g)	SD (pCi/g)
Co-60	0.00E+00	8.24E-02	2.66E-02	2.18E-02	2.26E-02
Cs-134	0.00E+00	1.25E-01	3.66E-03	0.00E+00	2.00E-02
Cs-137	0.00E+00	3.16E-01	1.31E-01	1.22E-01	7.70E-02
Eu-152	0.00E+00	2.15E-01	1.91E-02	0.00E+00	4.48E-02
Eu-154	0.00E+00	2.32E-01	4.46E-02	0.00E+00	6.46E-02
Eu-155	0.00E+00	6.75E-01	2.27E-01	2.15E-01	1.54E-01
Am-241	0.00E+00	9.36E-02	5.76E-03	0.00E+00	1.77E-02

Total Number of Samples	
Random	42
Judgmental	40
QC	10

Random	
SOF >0.5	0
Maximum SOF	0.0993
Minimum SOF	0.0029

Judgmental	
SOF >0.5	0
Maximum SOF	0.0652
Minimum SOF	0.0027

Figure B.3 – Survey Unit 8200 Random Sample and Scan Locations



Figure B.4 – Survey Unit 8200 Judgmental Sample and Scan Locations



Table B.5 – 8200 Gamma Spectroscopy Results for Random Samples

Sample ID	Radionuclide	Activity (pCi/g)	Uncertainty (1 sigma)	Qualifier	MDA (pCi/g)	Decision Level (pCi/g)	Interim Screening Level Fraction	Fraction of Screening Level	SOF
8200X-3-CR-GSSX-001	Co-60	0.00E+00	N/A	U	1.38E-01	7.11E-02	3.80E+00	0.00E+00	0.0126
	Cs-134	0.00E+00	N/A	U	1.56E-01	1.08E-01	5.70E+00	0.00E+00	
	Cs-137	1.04E-01	N/A	U	2.00E-01	9.16E-02	1.10E+01	9.45E-03	
	Eu-152	0.00E+00	N/A	U	3.05E-01	1.41E-01	8.70E+00	0.00E+00	
	Eu-154	1.56E-02	N/A	U	5.02E-01	2.21E-01	8.00E+00	1.95E-03	
	Eu-155	3.31E-01	N/A	U	4.66E-01	2.36E-01	2.80E+02	1.18E-03	
	Am-241	0.00E+00	N/A	U	3.90E-01	1.84E-01	2.10E+00	0.00E+00	
8200X-3-CR-GSSX-002	Co-60	9.14E-03	N/A	U	1.29E-01	5.44E-02	3.80E+00	2.41E-03	0.0230
	Cs-134	0.00E+00	N/A	U	1.69E-01	1.03E-01	5.70E+00	0.00E+00	
	Cs-137	1.35E-01	N/A	U	1.79E-01	8.16E-02	1.10E+01	1.23E-02	
	Eu-152	6.71E-02	N/A	U	3.21E-01	1.50E-01	8.70E+00	7.71E-03	
	Eu-154	0.00E+00	N/A	U	3.70E-01	1.57E-01	8.00E+00	0.00E+00	
	Eu-155	1.80E-01	N/A	U	4.60E-01	2.20E-01	2.80E+02	6.43E-04	
	Am-241	0.00E+00	N/A	U	3.87E-01	1.84E-01	2.10E+00	0.00E+00	
8200X-3-CR-GSSX-003 ROCK	Co-60	0.00E+00	N/A	U	9.50E-02	4.69E-02	3.80E+00	0.00E+00	0.0041
	Cs-134	0.00E+00	N/A	U	1.01E-01	1.33E-01	5.70E+00	0.00E+00	
	Cs-137	3.71E-02	N/A	U	1.28E-01	5.77E-02	1.10E+01	3.37E-03	
	Eu-152	0.00E+00	N/A	U	3.15E-01	1.49E-01	8.70E+00	0.00E+00	
	Eu-154	0.00E+00	N/A	U	3.18E-01	1.36E-01	8.00E+00	0.00E+00	
	Eu-155	1.90E-01	N/A	U	2.78E-01	1.31E-01	2.80E+02	6.79E-04	
	Am-241	0.00E+00	N/A	U	3.41E-01	1.62E-01	2.10E+00	0.00E+00	
8200X-3-CR-GSSX-004	Co-60	3.01E-02	N/A	U	1.47E-01	6.30E-02	3.80E+00	7.92E-03	0.0162
	Cs-134	0.00E+00	N/A	U	1.46E-01	1.10E-01	5.70E+00	0.00E+00	
	Cs-137	0.00E+00	N/A	U	1.52E-01	6.78E-02	1.10E+01	0.00E+00	

Sample ID	Radionuclide	Activity (pCi/g)	Uncertainty (1 sigma)	Qualifier	MDA (pCi/g)	Decision Level (pCi/g)	Interim Screening Level Fraction	Fraction of Screening Level	SOF
	Eu-152	6.66E-02	N/A	U	3.54E-01	1.67E-01	8.70E+00	7.66E-03	
	Eu-154	0.00E+00	N/A	U	4.09E-01	1.76E-01	8.00E+00	0.00E+00	
	Eu-155	1.80E-01	N/A	U	4.48E-01	2.25E-01	2.80E+02	6.43E-04	
	Am-241	0.00E+00	N/A	U	3.81E-01	1.81E-01	2.10E+00	0.00E+00	
8200X-3-CR-GSSX-005	Co-60	7.42E-02	N/A	U	1.25E-01	6.29E-02	3.80E+00	1.95E-02	0.0472
	Cs-134	0.00E+00	N/A	U	1.47E-01	9.69E-02	5.70E+00	0.00E+00	
	Cs-137	6.85E-02	N/A	U	1.60E-01	7.28E-02	1.10E+01	6.23E-03	
	Eu-152	0.00E+00	N/A	U	2.84E-01	1.33E-01	8.70E+00	0.00E+00	
	Eu-154	1.66E-01	N/A	U	4.11E-01	1.81E-01	8.00E+00	2.08E-02	
	Eu-155	2.01E-01	N/A	U	4.30E-01	2.06E-01	2.80E+02	7.18E-04	
	Am-241	0.00E+00	N/A	U	3.70E-01	1.76E-01	2.10E+00	0.00E+00	
8200X-3-CR-GSSX-006	Co-60	0.00E+00	N/A	U	1.17E-01	4.92E-02	3.80E+00	0.00E+00	0.0086
	Cs-134	0.00E+00	N/A	U	1.43E-01	1.07E-01	5.70E+00	0.00E+00	
	Cs-137	9.06E-02	N/A	U	1.79E-01	8.21E-02	1.10E+01	8.24E-03	
	Eu-152	0.00E+00	N/A	U	3.06E-01	1.44E-01	8.70E+00	0.00E+00	
	Eu-154	0.00E+00	N/A	U	3.94E-01	1.72E-01	8.00E+00	0.00E+00	
	Eu-155	9.62E-02	N/A	U	4.30E-01	2.06E-01	2.80E+02	3.44E-04	
	Am-241	0.00E+00	N/A	U	3.36E-01	1.59E-01	2.10E+00	0.00E+00	
8200X-3-CR-GSSX-007	Co-60	3.92E-02	N/A	U	1.27E-01	7.55E-02	3.80E+00	1.03E-02	0.0104
	Cs-134	0.00E+00	N/A	U	1.84E-01	1.11E-01	5.70E+00	0.00E+00	
	Cs-137	0.00E+00	N/A	U	1.71E-01	7.74E-02	1.10E+01	0.00E+00	
	Eu-152	0.00E+00	N/A	U	3.41E-01	1.60E-01	8.70E+00	0.00E+00	
	Eu-154	0.00E+00	N/A	U	4.61E-01	2.02E-01	8.00E+00	0.00E+00	
	Eu-155	1.93E-02	N/A	U	4.52E-01	2.16E-01	2.80E+02	6.89E-05	
	Am-241	0.00E+00	N/A	U	3.85E-01	1.83E-01	2.10E+00	0.00E+00	

Sample ID	Radionuclide	Activity (pCi/g)	Uncertainty (1 sigma)	Qualifier	MDA (pCi/g)	Decision Level (pCi/g)	Interim Screening Level Fraction	Fraction of Screening Level	SOF
8200X-3-CR-GSSX-008	Co-60	2.07E-02	N/A	U	1.20E-01	5.15E-02	3.80E+00	5.45E-03	0.0311
	Cs-134	0.00E+00	N/A	U	1.34E-01	9.08E-02	5.70E+00	0.00E+00	
	Cs-137	1.20E-01	2.79E-02		8.54E-02	3.61E-02	1.10E+01	1.09E-02	
	Eu-152	0.00E+00	N/A	U	3.01E-01	1.42E-01	8.70E+00	0.00E+00	
	Eu-154	1.10E-01	N/A	U	3.78E-01	1.66E-01	8.00E+00	1.38E-02	
	Eu-155	2.67E-01	N/A	U	4.12E-01	1.98E-01	2.80E+02	9.54E-04	
	Am-241	0.00E+00	N/A	U	3.31E-01	1.57E-01	2.10E+00	0.00E+00	
8200X-3-CR-GSSX-009	Co-60	0.00E+00	N/A	U	1.36E-01	5.68E-02	3.80E+00	0.00E+00	0.0100
	Cs-134	0.00E+00	N/A	U	1.63E-01	1.17E-01	5.70E+00	0.00E+00	
	Cs-137	9.80E-02	N/A	U	2.00E-01	9.10E-02	1.10E+01	8.91E-03	
	Eu-152	0.00E+00	N/A	U	3.28E-01	1.53E-01	8.70E+00	0.00E+00	
	Eu-154	0.00E+00	N/A	U	4.81E-01	2.09E-01	8.00E+00	0.00E+00	
	Eu-155	2.98E-01	N/A	U	4.73E-01	2.26E-01	2.80E+02	1.06E-03	
	Am-241	0.00E+00	N/A	U	3.91E-01	1.85E-01	2.10E+00	0.00E+00	
8200X-3-CR-GSSX-010	Co-60	3.31E-02	N/A	U	1.03E-01	6.24E-02	3.80E+00	8.71E-03	0.0305
	Cs-134	0.00E+00	N/A	U	1.58E-01	1.07E-01	5.70E+00	0.00E+00	
	Cs-137	6.73E-02	N/A	U	1.43E-01	6.46E-02	1.10E+01	6.12E-03	
	Eu-152	1.32E-01	N/A	U	3.29E-01	1.55E-01	8.70E+00	1.52E-02	
	Eu-154	0.00E+00	N/A	U	3.78E-01	1.64E-01	8.00E+00	0.00E+00	
	Eu-155	1.35E-01	N/A	U	2.83E-01	1.33E-01	2.80E+02	4.82E-04	
	Am-241	0.00E+00	N/A	U	3.28E-01	1.55E-01	2.10E+00	0.00E+00	
8200X-3-CR-GSSX-011 ROCK	Co-60	0.00E+00	N/A	U	8.92E-02	3.66E-02	3.80E+00	0.00E+00	0.0241
	Cs-134	0.00E+00	N/A	U	1.05E-01	1.08E-01	5.70E+00	0.00E+00	
	Cs-137	0.00E+00	N/A	U	1.13E-01	4.94E-02	1.10E+01	0.00E+00	
	Eu-152	0.00E+00	N/A	U	2.77E-01	1.29E-01	8.70E+00	0.00E+00	

Sample ID	Radionuclide	Activity (pCi/g)	Uncertainty (1 sigma)	Qualifier	MDA (pCi/g)	Decision Level (pCi/g)	Interim Screening Level Fraction	Fraction of Screening Level	SOF
	Eu-154	1.88E-01	N/A	U	3.33E-01	1.42E-01	8.00E+00	2.35E-02	
	Eu-155	1.56E-01	N/A	U	3.48E-01	1.66E-01	2.80E+02	5.57E-04	
	Am-241	0.00E+00	N/A	U	2.67E-01	1.25E-01	2.10E+00	0.00E+00	
8200X-3-CR-GSSX-012	Co-60	0.00E+00	N/A	U	1.36E-01	6.19E-02	3.80E+00	0.00E+00	0.0178
	Cs-134	0.00E+00	N/A	U	1.73E-01	1.04E-01	5.70E+00	0.00E+00	
	Cs-137	1.28E-01	N/A	U	1.91E-01	8.74E-02	1.10E+01	1.16E-02	
	Eu-152	5.21E-02	N/A	U	3.52E-01	1.70E-01	8.70E+00	5.99E-03	
	Eu-154	0.00E+00	N/A	U	5.05E-01	2.24E-01	8.00E+00	0.00E+00	
	Eu-155	5.10E-02	N/A	U	3.14E-01	1.47E-01	2.80E+02	1.82E-04	
	Am-241	0.00E+00	N/A	U	3.79E-01	1.80E-01	2.10E+00	0.00E+00	
8200X-3-CR-GSSX-013	Co-60	6.76E-02	N/A	U	1.33E-01	6.42E-02	3.80E+00	1.78E-02	0.0477
	Cs-134	0.00E+00	N/A	U	1.66E-01	8.92E-02	5.70E+00	0.00E+00	
	Cs-137	8.24E-02	2.94E-02		1.06E-01	4.62E-02	1.10E+01	7.49E-03	
	Eu-152	1.29E-02	N/A	U	2.98E-01	1.40E-01	8.70E+00	1.48E-03	
	Eu-154	1.62E-01	N/A	U	3.99E-01	1.75E-01	8.00E+00	2.03E-02	
	Eu-155	2.03E-01	N/A	U	4.10E-01	1.96E-01	2.80E+02	7.25E-04	
	Am-241	0.00E+00	N/A	U	3.56E-01	1.69E-01	2.10E+00	0.00E+00	
8200X-3-CR-GSSA-014	Co-60	1.36E-02	N/A	U	1.40E-01	6.07E-02	3.80E+00	3.58E-03	0.0148
	Cs-134	0.00E+00	N/A	U	1.64E-01	1.01E-01	5.70E+00	0.00E+00	
	Cs-137	1.10E-01	3.42E-02		1.21E-01	5.31E-02	1.10E+01	1.00E-02	
	Eu-152	0.00E+00	N/A	U	3.26E-01	1.54E-01	8.70E+00	0.00E+00	
	Eu-154	0.00E+00	N/A	U	3.89E-01	1.69E-01	8.00E+00	0.00E+00	
	Eu-155	3.39E-01	N/A	U	4.54E-01	2.18E-01	2.80E+02	1.21E-03	
	Am-241	0.00E+00	N/A	U	3.82E-01	1.82E-01	2.10E+00	0.00E+00	
8200X-3-CR-GSSX-015	Co-60	3.50E-02	N/A	U	1.48E-01	7.41E-02	3.80E+00	9.21E-03	0.0348

Sample ID	Radionuclide	Activity (pCi/g)	Uncertainty (1 sigma)	Qualifier	MDA (pCi/g)	Decision Level (pCi/g)	Interim Screening Level Fraction	Fraction of Screening Level	SOF
	Cs-134	0.00E+00	N/A	U	1.93E-01	1.10E-01	5.70E+00	0.00E+00	
	Cs-137	5.74E-02	N/A	U	1.87E-01	8.48E-02	1.10E+01	5.22E-03	
	Eu-152	1.70E-01	N/A	U	3.69E-01	1.73E-01	8.70E+00	1.95E-02	
	Eu-154	0.00E+00	N/A	U	4.67E-01	2.02E-01	8.00E+00	0.00E+00	
	Eu-155	2.44E-01	N/A	U	3.36E-01	1.58E-01	2.80E+02	8.71E-04	
	Am-241	0.00E+00	N/A	U	4.01E-01	1.90E-01	2.10E+00	0.00E+00	
8200X-3-CR-GSSX-016	Co-60	5.19E-02	N/A	U	1.41E-01	7.10E-02	3.80E+00	1.37E-02	0.0355
	Cs-134	0.00E+00	N/A	U	1.60E-01	1.09E-01	5.70E+00	0.00E+00	
	Cs-137	1.40E-01	N/A	U	2.06E-01	9.54E-02	1.10E+01	1.27E-02	
	Eu-152	0.00E+00	N/A	U	3.11E-01	1.46E-01	8.70E+00	0.00E+00	
	Eu-154	6.20E-02	N/A	U	3.91E-01	1.69E-01	8.00E+00	7.75E-03	
	Eu-155	3.76E-01	N/A	U	4.56E-01	2.25E-01	2.80E+02	1.34E-03	
	Am-241	0.00E+00	N/A	U	3.46E-01	1.63E-01	2.10E+00	0.00E+00	
8200X-3-CR-GSSX-017	Co-60	4.21E-02	N/A	U	1.22E-01	7.08E-02	3.80E+00	1.11E-02	0.0430
	Cs-134	0.00E+00	N/A	U	1.53E-01	1.13E-01	5.70E+00	0.00E+00	
	Cs-137	4.17E-02	N/A	U	1.42E-01	6.45E-02	1.10E+01	3.79E-03	
	Eu-152	0.00E+00	N/A	U	3.14E-01	1.48E-01	8.70E+00	0.00E+00	
	Eu-154	0.00E+00	N/A	U	3.71E-01	1.62E-01	8.00E+00	0.00E+00	
	Eu-155	2.12E-01	N/A	U	3.12E-01	1.48E-01	2.80E+02	7.57E-04	
	Am-241	5.74E-02	N/A	U	3.77E-01	1.80E-01	2.10E+00	2.73E-02	
8200X-3-CR-GSSX-018	Co-60	2.17E-02	N/A	U	1.12E-01	4.64E-02	3.80E+00	5.71E-03	0.0456
	Cs-134	0.00E+00	N/A	U	1.67E-01	1.13E-01	5.70E+00	0.00E+00	
	Cs-137	9.51E-02	N/A	U	1.74E-01	7.94E-02	1.10E+01	8.65E-03	
	Eu-152	1.53E-02	N/A	U	3.34E-01	1.57E-01	8.70E+00	1.76E-03	
	Eu-154	0.00E+00	N/A	U	3.76E-01	1.61E-01	8.00E+00	0.00E+00	

Sample ID	Radionuclide	Activity (pCi/g)	Uncertainty (1 sigma)	Qualifier	MDA (pCi/g)	Decision Level (pCi/g)	Interim Screening Level Fraction	Fraction of Screening Level	SOF
	Eu-155	4.25E-01	N/A	U	4.63E-01	2.22E-01	2.80E+02	1.52E-03	
	Am-241	5.88E-02	N/A	U	3.82E-01	1.81E-01	2.10E+00	2.80E-02	
8200X-3-CR-GSSX-019	Co-60	1.23E-03	N/A	U	1.16E-01	4.96E-02	3.80E+00	3.24E-04	0.0181
	Cs-134	0.00E+00	N/A	U	1.43E-01	9.40E-02	5.70E+00	0.00E+00	
	Cs-137	1.31E-01	3.25E-02		1.06E-01	4.64E-02	1.10E+01	1.19E-02	
	Eu-152	4.26E-02	N/A	U	3.22E-01	1.52E-01	8.70E+00	4.90E-03	
	Eu-154	0.00E+00	N/A	U	3.49E-01	1.51E-01	8.00E+00	0.00E+00	
	Eu-155	2.84E-01	N/A	U	4.24E-01	2.04E-01	2.80E+02	1.01E-03	
	Am-241	0.00E+00	N/A	U	3.66E-01	1.74E-01	2.10E+00	0.00E+00	
8200X-3-CR-GSSX-020	Co-60	2.39E-02	N/A	U	1.25E-01	5.32E-02	3.80E+00	6.29E-03	0.0201
	Cs-134	0.00E+00	N/A	U	1.29E-01	9.09E-02	5.70E+00	0.00E+00	
	Cs-137	2.49E-02	N/A	U	1.45E-01	6.51E-02	1.10E+01	2.26E-03	
	Eu-152	0.00E+00	N/A	U	2.78E-01	1.30E-01	8.70E+00	0.00E+00	
	Eu-154	8.41E-02	N/A	U	4.15E-01	1.82E-01	8.00E+00	1.05E-02	
	Eu-155	2.82E-01	N/A	U	4.02E-01	2.02E-01	2.80E+02	1.01E-03	
	Am-241	0.00E+00	N/A	U	3.51E-01	1.66E-01	2.10E+00	0.00E+00	
8200X-3-CR-GSSX-021	Co-60	4.91E-03	N/A	U	1.09E-01	4.51E-02	3.80E+00	1.29E-03	0.0594
	Cs-134	0.00E+00	N/A	U	1.83E-01	1.06E-01	5.70E+00	0.00E+00	
	Cs-137	4.12E-02	N/A	U	1.44E-01	6.48E-02	1.10E+01	3.75E-03	
	Eu-152	0.00E+00	N/A	U	2.78E-01	1.30E-01	8.70E+00	0.00E+00	
	Eu-154	8.37E-02	N/A	U	3.83E-01	1.65E-01	8.00E+00	1.05E-02	
	Eu-155	1.12E-01	N/A	U	1.99E-01	9.03E-02	2.80E+02	4.00E-04	
	Am-241	9.14E-02	N/A	U	4.02E-01	1.92E-01	2.10E+00	4.35E-02	
8200X-3-CR-GSSX-022	Co-60	6.58E-02	N/A	U	1.46E-01	6.27E-02	3.80E+00	1.73E-02	0.0365
	Cs-134	0.00E+00	N/A	U	1.32E-01	1.11E-01	5.70E+00	0.00E+00	

Sample ID	Radionuclide	Activity (pCi/g)	Uncertainty (1 sigma)	Qualifier	MDA (pCi/g)	Decision Level (pCi/g)	Interim Screening Level Fraction	Fraction of Screening Level	SOF
	Cs-137	8.84E-02	N/A	U	1.76E-01	7.95E-02	1.10E+01	8.04E-03	
	Eu-152	0.00E+00	N/A	U	3.15E-01	1.47E-01	8.70E+00	0.00E+00	
	Eu-154	8.71E-02	N/A	U	4.18E-01	1.80E-01	8.00E+00	1.09E-02	
	Eu-155	7.94E-02	N/A	U	4.51E-01	2.16E-01	2.80E+02	2.84E-04	
	Am-241	0.00E+00	N/A	U	3.70E-01	1.75E-01	2.10E+00	0.00E+00	
8200X-3-CR-GSSX-023	Co-60	3.37E-02	N/A	U	1.29E-01	5.51E-02	3.80E+00	8.87E-03	0.0305
	Cs-134	0.00E+00	N/A	U	1.67E-01	1.05E-01	5.70E+00	0.00E+00	
	Cs-137	1.51E-01	3.49E-02		1.11E-01	4.82E-02	1.10E+01	1.37E-02	
	Eu-152	0.00E+00	N/A	U	3.24E-01	1.53E-01	8.70E+00	0.00E+00	
	Eu-154	6.17E-02	N/A	U	3.49E-01	1.49E-01	8.00E+00	7.71E-03	
	Eu-155	4.16E-02	N/A	U	2.09E-01	9.54E-02	2.80E+02	1.49E-04	
	Am-241	0.00E+00	N/A	U	3.53E-01	1.68E-01	2.10E+00	0.00E+00	
8200X-3-CR-GSSX-024	Co-60	3.36E-02	N/A	U	1.41E-01	5.94E-02	3.80E+00	8.84E-03	0.0511
	Cs-134	0.00E+00	N/A	U	1.76E-01	1.19E-01	5.70E+00	0.00E+00	
	Cs-137	1.34E-01	3.58E-02		1.17E-01	4.99E-02	1.10E+01	1.22E-02	
	Eu-152	0.00E+00	N/A	U	3.36E-01	1.57E-01	8.70E+00	0.00E+00	
	Eu-154	1.55E-01	N/A	U	5.46E-01	2.42E-01	8.00E+00	1.94E-02	
	Eu-155	1.59E-01	N/A	U	4.73E-01	2.26E-01	2.80E+02	5.68E-04	
	Am-241	2.12E-02	N/A	U	4.15E-01	1.98E-01	2.10E+00	1.01E-02	
8200X-3-CR-GSSX-025	Co-60	4.19E-02	N/A	U	1.52E-01	6.62E-02	3.80E+00	1.10E-02	0.0204
	Cs-134	0.00E+00	N/A	U	1.77E-01	1.14E-01	5.70E+00	0.00E+00	
	Cs-137	4.94E-02	N/A	U	1.62E-01	7.31E-02	1.10E+01	4.49E-03	
	Eu-152	0.00E+00	N/A	U	3.59E-01	1.69E-01	8.70E+00	0.00E+00	
	Eu-154	3.83E-02	N/A	U	4.16E-01	1.80E-01	8.00E+00	4.79E-03	
	Eu-155	3.51E-02	N/A	U	2.23E-01	1.02E-01	2.80E+02	1.25E-04	

Sample ID	Radionuclide	Activity (pCi/g)	Uncertainty (1 sigma)	Qualifier	MDA (pCi/g)	Decision Level (pCi/g)	Interim Screening Level Fraction	Fraction of Screening Level	SOF
	Am-241	0.00E+00	N/A	U	3.91E-01	1.86E-01	2.10E+00	0.00E+00	
8200X-3-CR-GSSX-026	Co-60	0.00E+00	N/A	U	1.06E-01	4.45E-02	3.80E+00	0.00E+00	0.0347
	Cs-134	0.00E+00	N/A	U	1.32E-01	9.54E-02	5.70E+00	0.00E+00	
	Cs-137	2.11E-01	3.52E-02		9.42E-02	4.03E-02	1.10E+01	1.92E-02	
	Eu-152	0.00E+00	N/A	U	2.85E-01	1.34E-01	8.70E+00	0.00E+00	
	Eu-154	1.12E-01	N/A	U	3.84E-01	1.68E-01	8.00E+00	1.40E-02	
	Eu-155	4.39E-01	N/A	U	4.15E-01	2.11E-01	2.80E+02	1.57E-03	
	Am-241	0.00E+00	N/A	U	3.21E-01	1.52E-01	2.10E+00	0.00E+00	
8200X-3-CR-GSSX-027	Co-60	7.17E-02	N/A	U	1.47E-01	8.22E-02	3.80E+00	1.89E-02	0.0307
	Cs-134	0.00E+00	N/A	U	1.82E-01	1.15E-01	5.70E+00	0.00E+00	
	Cs-137	8.64E-02	3.55E-02		1.32E-01	5.77E-02	1.10E+01	7.85E-03	
	Eu-152	0.00E+00	N/A	U	3.29E-01	1.54E-01	8.70E+00	0.00E+00	
	Eu-154	2.42E-02	N/A	U	4.86E-01	2.13E-01	8.00E+00	3.03E-03	
	Eu-155	2.66E-01	N/A	U	3.91E-01	1.86E-01	2.80E+02	9.50E-04	
	Am-241	0.00E+00	N/A	U	3.60E-01	1.70E-01	2.10E+00	0.00E+00	
8200X-3-CR-GSSX-028	Co-60	2.29E-03	N/A	U	7.97E-02	3.11E-02	3.80E+00	6.03E-04	0.0267
	Cs-134	0.00E+00	N/A	U	1.34E-01	1.03E-01	5.70E+00	0.00E+00	
	Cs-137	0.00E+00	N/A	U	1.30E-01	5.78E-02	1.10E+01	0.00E+00	
	Eu-152	8.68E-02	N/A	U	3.14E-01	1.48E-01	8.70E+00	9.98E-03	
	Eu-154	1.82E-02	N/A	U	3.57E-01	1.54E-01	8.00E+00	2.28E-03	
	Eu-155	4.97E-02	N/A	U	3.95E-01	1.89E-01	2.80E+02	1.78E-04	
	Am-241	2.88E-02	N/A	U	3.58E-01	1.70E-01	2.10E+00	1.37E-02	

Table B.6 – 8200 Gamma Spectroscopy Results for QC Samples

Sample ID	Radionuclide	Activity (pCi/g)	Uncertainty (1 sigma)	Qualifier	MDA (pCi/g)	Decision Level (pCi/g)	Interim Screening Level Fraction	Fraction of Screening Level	SOF
8200X-3-CR-GSSB-014	Co-60	0.00E+00	N/A	U	9.52E-02	5.50E-02	3.80E+00	0.00E+00	0.0135
	Cs-134	0.00E+00	N/A	U	1.45E-01	1.05E-01	5.70E+00	0.00E+00	
	Cs-137	1.47E-01	N/A	U	1.90E-01	8.77E-02	1.10E+01	1.34E-02	
	Eu-152	0.00E+00	N/A	U	3.13E-01	1.47E-01	8.70E+00	0.00E+00	
	Eu-154	0.00E+00	N/A	U	3.80E-01	1.64E-01	8.00E+00	0.00E+00	
	Eu-155	4.35E-02	N/A	U	4.54E-01	2.18E-01	2.80E+02	1.55E-04	
	Am-241	0.00E+00	N/A	U	3.73E-01	1.77E-01	2.10E+00	0.00E+00	
8200X-3-CQ-GSSX-017	Co-60	1.74E-02	N/A	U	1.29E-01	5.59E-02	3.80E+00	4.58E-03	0.0217
	Cs-134	0.00E+00	N/A	U	1.32E-01	1.09E-01	5.70E+00	0.00E+00	
	Cs-137	2.91E-02	N/A	U	1.39E-01	6.26E-02	1.10E+01	2.65E-03	
	Eu-152	8.62E-02	N/A	U	3.63E-01	1.72E-01	8.70E+00	9.91E-03	
	Eu-154	3.03E-02	N/A	U	3.69E-01	1.60E-01	8.00E+00	3.79E-03	
	Eu-155	2.06E-01	N/A	U	4.77E-01	2.30E-01	2.80E+02	7.36E-04	
	Am-241	0.00E+00	N/A	U	3.97E-01	1.89E-01	2.10E+00	0.00E+00	
8200X-3-CQ-GSSX-021	Co-60	9.07E-02	N/A	U	1.57E-01	6.76E-02	3.80E+00	2.39E-02	0.0677
	Cs-134	0.00E+00	N/A	U	1.76E-01	1.20E-01	5.70E+00	0.00E+00	
	Cs-137	2.44E-01	4.56E-02		1.34E-01	5.83E-02	1.10E+01	2.22E-02	
	Eu-152	0.00E+00	N/A	U	3.56E-01	1.67E-01	8.70E+00	0.00E+00	
	Eu-154	0.00E+00	N/A	U	4.48E-01	1.93E-01	8.00E+00	0.00E+00	
	Eu-155	3.11E-01	N/A	U	5.10E-01	2.53E-01	2.80E+02	1.11E-03	
	Am-241	4.32E-02	N/A	U	4.47E-01	2.13E-01	2.10E+00	2.06E-02	
8200X-3-CJ-GSSB-030	Co-60	3.10E-02	N/A	U	1.09E-01	4.56E-02	3.80E+00	8.16E-03	0.0379
	Cs-134	0.00E+00	N/A	U	1.55E-01	1.03E-01	5.70E+00	0.00E+00	
	Cs-137	1.58E-01	3.64E-02		1.17E-01	5.15E-02	1.10E+01	1.44E-02	

Sample ID	Radionuclide	Activity (pCi/g)	Uncertainty (1 sigma)	Qualifier	MDA (pCi/g)	Decision Level (pCi/g)	Interim Screening Level Fraction	Fraction of Screening Level	SOF
	Eu-152	0.00E+00	N/A	U	3.29E-01	1.55E-01	8.70E+00	0.00E+00	
	Eu-154	1.17E-01	N/A	U	3.86E-01	1.68E-01	8.00E+00	1.46E-02	
	Eu-155	2.09E-01	N/A	U	4.72E-01	2.27E-01	2.80E+02	7.46E-04	
	Am-241	0.00E+00	N/A	U	3.59E-01	1.71E-01	2.10E+00	0.00E+00	
8200X-3-CJ-GSSB-034	Co-60	3.51E-02	N/A	U	1.23E-01	5.44E-02	3.80E+00	9.24E-03	0.0249
	Cs-134	0.00E+00	N/A	U	1.38E-01	1.04E-01	5.70E+00	0.00E+00	
	Cs-137	1.60E-01	3.72E-02		1.22E-01	5.41E-02	1.10E+01	1.45E-02	
	Eu-152	0.00E+00	N/A	U	3.30E-01	1.56E-01	8.70E+00	0.00E+00	
	Eu-154	0.00E+00	N/A	U	3.66E-01	1.59E-01	8.00E+00	0.00E+00	
	Eu-155	3.07E-01	N/A	U	4.47E-01	2.15E-01	2.80E+02	1.10E-03	
	Am-241	0.00E+00	N/A	U	3.68E-01	1.75E-01	2.10E+00	0.00E+00	
8200X-3-CQ-GSSX-048	Co-60	0.00E+00	N/A	U	1.33E-01	6.67E-02	3.80E+00	0.00E+00	0.0184
	Cs-134	0.00E+00	N/A	U	1.74E-01	1.02E-01	5.70E+00	0.00E+00	
	Cs-137	1.17E-01	N/A	U	1.64E-01	7.45E-02	1.10E+01	1.06E-02	
	Eu-152	0.00E+00	N/A	U	3.30E-01	1.56E-01	8.70E+00	0.00E+00	
	Eu-154	5.24E-02	N/A	U	4.36E-01	1.92E-01	8.00E+00	6.55E-03	
	Eu-155	3.27E-01	N/A	U	4.73E-01	2.28E-01	2.80E+02	1.17E-03	
	Am-241	0.00E+00	N/A	U	3.69E-01	1.76E-01	2.10E+00	0.00E+00	

Table B.7 – 8200 Gamma Spectroscopy Results for Judgmental Samples

Sample ID	Radionuclide	Activity (pCi/g)	Uncertainty (1 sigma)	Qualifier	MDA (pCi/g)	Decision Level (pCi/g)	Interim Screening Level Fraction	Fraction of Screening Level	SOF
8200X-3-CJ-GSSX-029	Co-60	1.43E-02	N/A	U	1.25E-01	5.56E-02	3.80E+00	3.76E-03	0.0209
	Cs-134	0.00E+00	N/A	U	1.47E-01	9.83E-02	5.70E+00	0.00E+00	
	Cs-137	1.87E-01	3.98E-02		1.29E-01	5.74E-02	1.10E+01	1.70E-02	
	Eu-152	0.00E+00	N/A	U	3.14E-01	1.48E-01	8.70E+00	0.00E+00	
	Eu-154	0.00E+00	N/A	U	3.80E-01	1.66E-01	8.00E+00	0.00E+00	
	Eu-155	4.76E-02	N/A	U	3.21E-01	1.52E-01	2.80E+02	1.70E-04	
	Am-241	0.00E+00	N/A	U	3.65E-01	1.74E-01	2.10E+00	0.00E+00	
8200X-3-CJ-GSSA-030	Co-60	0.00E+00	N/A	U	1.12E-01	5.09E-02	3.80E+00	0.00E+00	0.0183
	Cs-134	8.06E-03	N/A	U	1.37E-01	1.01E-01	5.70E+00	1.41E-03	
	Cs-137	1.39E-01	N/A	U	1.87E-01	8.70E-02	1.10E+01	1.26E-02	
	Eu-152	3.54E-02	N/A	U	3.02E-01	1.42E-01	8.70E+00	4.07E-03	
	Eu-154	0.00E+00	N/A	U	3.42E-01	1.48E-01	8.00E+00	0.00E+00	
	Eu-155	6.36E-02	N/A	U	3.21E-01	1.52E-01	2.80E+02	2.27E-04	
	Am-241	0.00E+00	N/A	U	3.73E-01	1.78E-01	2.10E+00	0.00E+00	
8200X-3-CJ-GSSX-031	Co-60	0.00E+00	N/A	U	1.10E-01	6.26E-02	3.80E+00	0.00E+00	0.0142
	Cs-134	0.00E+00	N/A	U	1.39E-01	9.97E-02	5.70E+00	0.00E+00	
	Cs-137	1.39E-01	N/A	U	1.78E-01	8.23E-02	1.10E+01	1.26E-02	
	Eu-152	0.00E+00	N/A	U	3.08E-01	1.45E-01	8.70E+00	0.00E+00	
	Eu-154	9.88E-03	N/A	U	3.82E-01	1.68E-01	8.00E+00	1.24E-03	
	Eu-155	7.87E-02	N/A	U	4.48E-01	2.16E-01	2.80E+02	2.81E-04	
	Am-241	0.00E+00	N/A	U	3.71E-01	1.77E-01	2.10E+00	0.00E+00	
8200X-3-CJ-GSSX-032	Co-60	1.33E-02	N/A	U	1.24E-01	5.26E-02	3.80E+00	3.50E-03	0.0232
	Cs-134	0.00E+00	N/A	U	1.57E-01	1.09E-01	5.70E+00	0.00E+00	
	Cs-137	2.03E-01	N/A	U	2.16E-01	1.01E-01	1.10E+01	1.85E-02	

Sample ID	Radionuclide	Activity (pCi/g)	Uncertainty (1 sigma)	Qualifier	MDA (pCi/g)	Decision Level (pCi/g)	Interim Screening Level Fraction	Fraction of Screening Level	SOF
	Eu-152	0.00E+00	N/A	U	3.38E-01	1.60E-01	8.70E+00	0.00E+00	
	Eu-154	0.00E+00	N/A	U	3.64E-01	1.56E-01	8.00E+00	0.00E+00	
	Eu-155	3.37E-01	N/A	U	4.72E-01	2.33E-01	2.80E+02	1.20E-03	
	Am-241	0.00E+00	N/A	U	4.04E-01	1.93E-01	2.10E+00	0.00E+00	
8200X-3-CJ-GSSX-033	Co-60	6.34E-02	N/A	U	1.33E-01	7.06E-02	3.80E+00	1.67E-02	0.0487
	Cs-134	0.00E+00	N/A	U	1.52E-01	1.08E-01	5.70E+00	0.00E+00	
	Cs-137	1.82E-01	3.62E-02		1.08E-01	4.67E-02	1.10E+01	1.65E-02	
	Eu-152	4.05E-02	N/A	U	3.62E-01	1.72E-01	8.70E+00	4.66E-03	
	Eu-154	7.89E-02	N/A	U	4.79E-01	2.14E-01	8.00E+00	9.86E-03	
	Eu-155	2.59E-01	N/A	U	4.85E-01	2.33E-01	2.80E+02	9.25E-04	
	Am-241	0.00E+00	N/A	U	4.30E-01	2.06E-01	2.10E+00	0.00E+00	
8200X-3-CJ-GSSA-034	Co-60	0.00E+00	N/A	U	1.20E-01	6.47E-02	3.80E+00	0.00E+00	0.0447
	Cs-134	0.00E+00	N/A	U	1.80E-01	1.20E-01	5.70E+00	0.00E+00	
	Cs-137	2.23E-01	N/A	U	2.30E-01	1.07E-01	1.10E+01	2.03E-02	
	Eu-152	7.64E-02	N/A	U	3.77E-01	1.78E-01	8.70E+00	8.78E-03	
	Eu-154	0.00E+00	N/A	U	4.07E-01	1.76E-01	8.00E+00	0.00E+00	
	Eu-155	2.27E-01	N/A	U	3.75E-01	1.78E-01	2.80E+02	8.11E-04	
	Am-241	3.12E-02	N/A	U	4.50E-01	2.15E-01	2.10E+00	1.49E-02	
8200X-3-CJ-GSSX-035	Co-60	0.00E+00	N/A	U	1.17E-01	6.99E-02	3.80E+00	0.00E+00	0.0591
	Cs-134	0.00E+00	N/A	U	1.60E-01	1.12E-01	5.70E+00	0.00E+00	
	Cs-137	1.79E-01	3.74E-02		1.17E-01	5.13E-02	1.10E+01	1.63E-02	
	Eu-152	2.10E-01	N/A	U	3.59E-01	1.84E-01	8.70E+00	2.41E-02	
	Eu-154	0.00E+00	N/A	U	4.07E-01	1.79E-01	8.00E+00	0.00E+00	
	Eu-155	2.90E-01	N/A	U	4.78E-01	2.47E-01	2.80E+02	1.04E-03	
	Am-241	3.71E-02	N/A	U	4.56E-01	2.19E-01	2.10E+00	1.77E-02	

Sample ID	Radionuclide	Activity (pCi/g)	Uncertainty (1 sigma)	Qualifier	MDA (pCi/g)	Decision Level (pCi/g)	Interim Screening Level Fraction	Fraction of Screening Level	SOF
8200X-3-CJ-GSSX-036	Co-60	0.00E+00	N/A	U	1.26E-01	5.63E-02	3.80E+00	0.00E+00	0.0136
	Cs-134	0.00E+00	N/A	U	1.48E-01	1.18E-01	5.70E+00	0.00E+00	
	Cs-137	1.37E-01	3.19E-02		9.72E-02	4.08E-02	1.10E+01	1.25E-02	
	Eu-152	0.00E+00	N/A	U	3.80E-01	1.80E-01	8.70E+00	0.00E+00	
	Eu-154	0.00E+00	N/A	U	4.09E-01	1.77E-01	8.00E+00	0.00E+00	
	Eu-155	3.23E-01	N/A	U	4.10E-01	1.95E-01	2.80E+02	1.15E-03	
	Am-241	0.00E+00	N/A	U	4.34E-01	2.07E-01	2.10E+00	0.00E+00	
8200X-3-CJ-GSSX-037	Co-60	0.00E+00	N/A	U	1.28E-01	5.56E-02	3.80E+00	0.00E+00	0.0298
	Cs-134	0.00E+00	N/A	U	1.70E-01	1.08E-01	5.70E+00	0.00E+00	
	Cs-137	1.46E-01	3.68E-02		1.22E-01	5.37E-02	1.10E+01	1.33E-02	
	Eu-152	1.87E-02	N/A	U	3.54E-01	1.67E-01	8.70E+00	2.15E-03	
	Eu-154	4.24E-02	N/A	U	4.18E-01	1.82E-01	8.00E+00	5.30E-03	
	Eu-155	6.38E-02	N/A	U	3.22E-01	1.52E-01	2.80E+02	2.28E-04	
	Am-241	1.86E-02	N/A	U	4.31E-01	2.06E-01	2.10E+00	8.86E-03	
8200X-3-CJ-GSSX-038	Co-60	1.01E-02	N/A	U	1.34E-01	5.75E-02	3.80E+00	2.66E-03	0.0151
	Cs-134	0.00E+00	N/A	U	1.67E-01	1.11E-01	5.70E+00	0.00E+00	
	Cs-137	1.28E-01	N/A	U	1.97E-01	9.06E-02	1.10E+01	1.16E-02	
	Eu-152	0.00E+00	N/A	U	3.59E-01	1.69E-01	8.70E+00	0.00E+00	
	Eu-154	0.00E+00	N/A	U	4.34E-01	1.90E-01	8.00E+00	0.00E+00	
	Eu-155	2.25E-01	N/A	U	3.22E-01	1.52E-01	2.80E+02	8.04E-04	
	Am-241	0.00E+00	N/A	U	4.26E-01	2.03E-01	2.10E+00	0.00E+00	
8200X-3-CJ-GSSX-039	Co-60	1.95E-02	N/A	U	1.10E-01	5.70E-02	3.80E+00	5.13E-03	0.0305
	Cs-134	0.00E+00	N/A	U	1.66E-01	1.07E-01	5.70E+00	0.00E+00	
	Cs-137	1.54E-01	N/A	U	1.78E-01	8.12E-02	1.10E+01	1.40E-02	
	Eu-152	0.00E+00	N/A	U	3.35E-01	1.58E-01	8.70E+00	0.00E+00	

Sample ID	Radionuclide	Activity (pCi/g)	Uncertainty (1 sigma)	Qualifier	MDA (pCi/g)	Decision Level (pCi/g)	Interim Screening Level Fraction	Fraction of Screening Level	SOF
	Eu-154	8.14E-02	N/A	U	4.63E-01	2.05E-01	8.00E+00	1.02E-02	
	Eu-155	3.28E-01	N/A	U	4.89E-01	2.35E-01	2.80E+02	1.17E-03	
	Am-241	0.00E+00	N/A	U	3.94E-01	1.87E-01	2.10E+00	0.00E+00	
8200X-3-CJ-GSSX-040	Co-60	6.80E-03	N/A	U	1.16E-01	4.93E-02	3.80E+00	1.79E-03	0.0246
	Cs-134	0.00E+00	N/A	U	1.53E-01	9.99E-02	5.70E+00	0.00E+00	
	Cs-137	2.25E-01	N/A	U	1.96E-01	9.11E-02	1.10E+01	2.05E-02	
	Eu-152	1.27E-02	N/A	U	3.42E-01	1.62E-01	8.70E+00	1.46E-03	
	Eu-154	3.94E-03	N/A	U	4.11E-01	1.81E-01	8.00E+00	4.93E-04	
	Eu-155	1.04E-01	N/A	U	4.42E-01	2.13E-01	2.80E+02	3.71E-04	
	Am-241	0.00E+00	N/A	U	3.80E-01	1.81E-01	2.10E+00	0.00E+00	
8200X-3-CJ-GSSX-041	Co-60	9.15E-04	N/A	U	1.33E-01	6.48E-02	3.80E+00	2.41E-04	0.0128
	Cs-134	0.00E+00	N/A	U	1.55E-01	1.13E-01	5.70E+00	0.00E+00	
	Cs-137	1.33E-01	3.36E-02		1.10E-01	4.79E-02	1.10E+01	1.21E-02	
	Eu-152	0.00E+00	N/A	U	3.34E-01	1.58E-01	8.70E+00	0.00E+00	
	Eu-154	0.00E+00	N/A	U	3.69E-01	1.59E-01	8.00E+00	0.00E+00	
	Eu-155	1.30E-01	N/A	U	4.68E-01	2.25E-01	2.80E+02	4.64E-04	
	Am-241	0.00E+00	N/A	U	4.06E-01	1.94E-01	2.10E+00	0.00E+00	
8200X-3-CJ-GSSX-042	Co-60	2.90E-02	N/A	U	1.32E-01	5.67E-02	3.80E+00	7.63E-03	0.0370
	Cs-134	0.00E+00	N/A	U	1.47E-01	1.10E-01	5.70E+00	0.00E+00	
	Cs-137	1.58E-01	N/A	U	1.95E-01	9.03E-02	1.10E+01	1.44E-02	
	Eu-152	0.00E+00	N/A	U	3.44E-01	1.63E-01	8.70E+00	0.00E+00	
	Eu-154	1.09E-01	N/A	U	4.38E-01	1.93E-01	8.00E+00	1.36E-02	
	Eu-155	3.99E-01	N/A	U	4.66E-01	2.24E-01	2.80E+02	1.43E-03	
	Am-241	0.00E+00	N/A	U	3.64E-01	1.73E-01	2.10E+00	0.00E+00	
8200X-3-CJ-GSSX-043	Co-60	4.95E-02	N/A	U	1.23E-01	5.36E-02	3.80E+00	1.30E-02	0.0277

Sample ID	Radionuclide	Activity (pCi/g)	Uncertainty (1 sigma)	Qualifier	MDA (pCi/g)	Decision Level (pCi/g)	Interim Screening Level Fraction	Fraction of Screening Level	SOF
	Cs-134	0.00E+00	N/A	U	1.34E-01	9.87E-02	5.70E+00	0.00E+00	
	Cs-137	4.12E-02	N/A	U	1.49E-01	6.83E-02	1.10E+01	3.75E-03	
	Eu-152	0.00E+00	N/A	U	3.36E-01	1.60E-01	8.70E+00	0.00E+00	
	Eu-154	0.00E+00	N/A	U	3.50E-01	1.53E-01	8.00E+00	0.00E+00	
	Eu-155	2.34E-01	N/A	U	4.26E-01	2.05E-01	2.80E+02	8.36E-04	
	Am-241	2.11E-02	N/A	U	3.75E-01	1.79E-01	2.10E+00	1.00E-02	
8200X-3-CJ-GSSX-044	Co-60	4.21E-03	N/A	U	1.10E-01	4.67E-02	3.80E+00	1.11E-03	0.0546
	Cs-134	1.36E-02	N/A	U	1.40E-01	9.87E-02	5.70E+00	2.39E-03	
	Cs-137	2.15E-02	N/A	U	1.31E-01	5.90E-02	1.10E+01	1.95E-03	
	Eu-152	1.39E-01	N/A	U	3.38E-01	1.61E-01	8.70E+00	1.60E-02	
	Eu-154	4.06E-02	N/A	U	3.77E-01	1.66E-01	8.00E+00	5.08E-03	
	Eu-155	2.08E-01	N/A	U	4.36E-01	2.10E-01	2.80E+02	7.43E-04	
	Am-241	5.75E-02	N/A	U	3.93E-01	1.88E-01	2.10E+00	2.74E-02	
8200X-3-CJ-GSSX-045	Co-60	7.74E-03	N/A	U	1.06E-01	4.46E-02	3.80E+00	2.04E-03	0.0024
	Cs-134	0.00E+00	N/A	U	1.61E-01	1.01E-01	5.70E+00	0.00E+00	
	Cs-137	0.00E+00	N/A	U	1.32E-01	5.94E-02	1.10E+01	0.00E+00	
	Eu-152	0.00E+00	N/A	U	3.27E-01	1.55E-01	8.70E+00	0.00E+00	
	Eu-154	0.00E+00	N/A	U	3.36E-01	1.45E-01	8.00E+00	0.00E+00	
	Eu-155	1.13E-01	N/A	U	4.60E-01	2.22E-01	2.80E+02	4.04E-04	
	Am-241	0.00E+00	N/A	U	3.61E-01	1.72E-01	2.10E+00	0.00E+00	
8200X-3-CJ-GSSX-046	Co-60	2.61E-03	N/A	U	1.32E-01	5.77E-02	3.80E+00	6.87E-04	0.0174
	Cs-134	0.00E+00	N/A	U	1.41E-01	1.06E-01	5.70E+00	0.00E+00	
	Cs-137	9.11E-02	N/A	U	1.56E-01	7.10E-02	1.10E+01	8.28E-03	
	Eu-152	0.00E+00	N/A	U	3.21E-01	1.52E-01	8.70E+00	0.00E+00	
	Eu-154	6.00E-02	N/A	U	4.56E-01	2.03E-01	8.00E+00	7.50E-03	

Sample ID	Radionuclide	Activity (pCi/g)	Uncertainty (1 sigma)	Qualifier	MDA (pCi/g)	Decision Level (pCi/g)	Interim Screening Level Fraction	Fraction of Screening Level	SOF
	Eu-155	2.54E-01	N/A	U	4.77E-01	2.30E-01	2.80E+02	9.07E-04	
	Am-241	0.00E+00	N/A	U	3.81E-01	1.82E-01	2.10E+00	0.00E+00	
8200X-3-CJ-GSSX-047	Co-60	2.50E-02	N/A	U	1.13E-01	6.24E-02	3.80E+00	6.58E-03	0.0346
	Cs-134	0.00E+00	N/A	U	1.53E-01	1.02E-01	5.70E+00	0.00E+00	
	Cs-137	2.66E-02	N/A	U	1.51E-01	6.86E-02	1.10E+01	2.42E-03	
	Eu-152	1.24E-01	N/A	U	3.57E-01	1.70E-01	8.70E+00	1.43E-02	
	Eu-154	8.67E-02	N/A	U	4.33E-01	1.93E-01	8.00E+00	1.08E-02	
	Eu-155	1.30E-01	N/A	U	4.48E-01	2.15E-01	2.80E+02	4.64E-04	
	Am-241	0.00E+00	N/A	U	4.08E-01	1.95E-01	2.10E+00	0.00E+00	
8200X-3-CJ-GSSX-048	Co-60	7.32E-02	N/A	U	1.24E-01	7.06E-02	3.80E+00	1.93E-02	0.0247
	Cs-134	0.00E+00	N/A	U	1.48E-01	1.07E-01	5.70E+00	0.00E+00	
	Cs-137	5.29E-02	N/A	U	1.62E-01	7.35E-02	1.10E+01	4.81E-03	
	Eu-152	0.00E+00	N/A	U	3.16E-01	1.48E-01	8.70E+00	0.00E+00	
	Eu-154	0.00E+00	N/A	U	4.08E-01	1.78E-01	8.00E+00	0.00E+00	
	Eu-155	1.65E-01	N/A	U	4.52E-01	2.17E-01	2.80E+02	5.89E-04	
	Am-241	0.00E+00	N/A	U	3.46E-01	1.64E-01	2.10E+00	0.00E+00	
8200X-3-CJ-GSSX-049	Co-60	1.07E-02	N/A	U	1.03E-01	6.20E-02	3.80E+00	2.82E-03	0.0146
	Cs-134	0.00E+00	N/A	U	1.48E-01	1.01E-01	5.70E+00	0.00E+00	
	Cs-137	1.26E-01	N/A	U	1.72E-01	7.90E-02	1.10E+01	1.15E-02	
	Eu-152	0.00E+00	N/A	U	3.17E-01	1.50E-01	8.70E+00	0.00E+00	
	Eu-154	0.00E+00	N/A	U	3.84E-01	1.68E-01	8.00E+00	0.00E+00	
	Eu-155	8.87E-02	N/A	U	3.35E-01	1.59E-01	2.80E+02	3.17E-04	
	Am-241	0.00E+00	N/A	U	3.64E-01	1.74E-01	2.10E+00	0.00E+00	
8200X-3-CJ-GSSX-050	Co-60	4.87E-02	N/A	U	1.03E-01	7.47E-02	3.80E+00	1.28E-02	0.0350
	Cs-134	1.12E-02	N/A	U	1.77E-01	1.18E-01	5.70E+00	1.96E-03	

Sample ID	Radionuclide	Activity (pCi/g)	Uncertainty (1 sigma)	Qualifier	MDA (pCi/g)	Decision Level (pCi/g)	Interim Screening Level Fraction	Fraction of Screening Level	SOF
	Cs-137	4.19E-02	N/A	U	1.68E-01	7.55E-02	1.10E+01	3.81E-03	
	Eu-152	0.00E+00	N/A	U	3.18E-01	1.49E-01	8.70E+00	0.00E+00	
	Eu-154	1.24E-01	N/A	U	4.44E-01	1.92E-01	8.00E+00	1.55E-02	
	Eu-155	2.54E-01	N/A	U	4.67E-01	2.24E-01	2.80E+02	9.07E-04	
	Am-241	0.00E+00	N/A	U	3.59E-01	1.70E-01	2.10E+00	0.00E+00	
8200X-3-CJ-GSSX-051	Co-60	6.16E-02	N/A	U	1.41E-01	8.38E-02	3.80E+00	1.62E-02	0.0396
	Cs-134	0.00E+00	N/A	U	1.75E-01	1.08E-01	5.70E+00	0.00E+00	
	Cs-137	1.35E-01	N/A	U	1.92E-01	8.72E-02	1.10E+01	1.23E-02	
	Eu-152	3.13E-02	N/A	U	3.40E-01	1.59E-01	8.70E+00	3.60E-03	
	Eu-154	5.71E-02	N/A	U	4.47E-01	1.93E-01	8.00E+00	7.14E-03	
	Eu-155	9.43E-02	N/A	U	4.58E-01	2.21E-01	2.80E+02	3.37E-04	
	Am-241	0.00E+00	N/A	U	3.52E-01	1.66E-01	2.10E+00	0.00E+00	
8200X-3-CJ-GSSX-052	Co-60	2.98E-02	N/A	U	1.33E-01	5.56E-02	3.80E+00	7.84E-03	0.0172
	Cs-134	0.00E+00	N/A	U	1.76E-01	1.28E-01	5.70E+00	0.00E+00	
	Cs-137	9.25E-02	N/A	U	1.80E-01	8.14E-02	1.10E+01	8.41E-03	
	Eu-152	0.00E+00	N/A	U	3.41E-01	1.60E-01	8.70E+00	0.00E+00	
	Eu-154	0.00E+00	N/A	U	5.08E-01	2.23E-01	8.00E+00	0.00E+00	
	Eu-155	2.52E-01	N/A	U	4.60E-01	2.20E-01	2.80E+02	9.00E-04	
	Am-241	0.00E+00	N/A	U	3.86E-01	1.83E-01	2.10E+00	0.00E+00	
8200X-3-CJ-GSSX-053	Co-60	1.52E-02	N/A	U	1.27E-01	6.53E-02	3.80E+00	4.00E-03	0.0380
	Cs-134	0.00E+00	N/A	U	1.59E-01	1.12E-01	5.70E+00	0.00E+00	
	Cs-137	5.30E-02	N/A	U	1.51E-01	6.70E-02	1.10E+01	4.82E-03	
	Eu-152	4.09E-02	N/A	U	3.17E-01	1.48E-01	8.70E+00	4.70E-03	
	Eu-154	1.93E-01	N/A	U	4.85E-01	2.13E-01	8.00E+00	2.41E-02	
	Eu-155	9.59E-02	N/A	U	3.11E-01	1.46E-01	2.80E+02	3.43E-04	

Sample ID	Radionuclide	Activity (pCi/g)	Uncertainty (1 sigma)	Qualifier	MDA (pCi/g)	Decision Level (pCi/g)	Interim Screening Level Fraction	Fraction of Screening Level	SOF
	Am-241	0.00E+00	N/A	U	3.78E-01	1.79E-01	2.10E+00	0.00E+00	
8200X-3-CJ-GSSX-054	Co-60	1.12E-02	N/A	U	1.31E-01	5.60E-02	3.80E+00	2.95E-03	0.0162
	Cs-134	0.00E+00	N/A	U	1.63E-01	1.04E-01	5.70E+00	0.00E+00	
	Cs-137	6.07E-02	N/A	U	1.61E-01	7.30E-02	1.10E+01	5.52E-03	
	Eu-152	0.00E+00	N/A	U	3.16E-01	1.48E-01	8.70E+00	0.00E+00	
	Eu-154	5.98E-02	N/A	U	3.90E-01	1.69E-01	8.00E+00	7.48E-03	
	Eu-155	5.98E-02	N/A	U	3.90E-01	1.69E-01	2.80E+02	2.14E-04	
	Am-241	0.00E+00	N/A	U	3.82E-01	1.82E-01	2.10E+00	0.00E+00	

Table B.8 – 8200 Summary Statistics

Combined					
Radionuclide	Min (pCi/g)	Max (pCi/g)	Mean (pCi/g)	Median (pCi/g)	SD (pCi/g)
Co-60	0.00E+00	9.07E-02	2.31E-02	1.48E-02	2.43E-02
Cs-134	0.00E+00	1.36E-02	5.48E-04	0.00E+00	2.46E-03
Cs-137	0.00E+00	2.44E-01	1.04E-01	1.07E-01	6.27E-02
Eu-152	0.00E+00	2.10E-01	2.43E-02	0.00E+00	4.70E-02
Eu-154	0.00E+00	1.93E-01	4.19E-02	6.91E-03	5.53E-02
Eu-155	1.93E-02	4.39E-01	1.98E-01	2.05E-01	1.10E-01
Am-241	0.00E+00	9.14E-02	7.77E-03	0.00E+00	1.89E-02
Random					
Radionuclide	Min (pCi/g)	Max (pCi/g)	Mean (pCi/g)	Median (pCi/g)	SD (pCi/g)
Co-60	0.00E+00	7.42E-02	2.56E-02	2.28E-02	2.45E-02
Cs-134	0.00E+00	0.00E+00	0.00E+00	0.00E+00	0.00E+00
Cs-137	0.00E+00	2.11E-01	8.19E-02	8.74E-02	5.29E-02
Eu-152	0.00E+00	1.70E-01	2.31E-02	0.00E+00	4.42E-02
Eu-154	0.00E+00	1.88E-01	4.89E-02	1.69E-02	6.17E-02
Eu-155	1.93E-02	4.39E-01	2.02E-01	1.96E-01	1.19E-01
Am-241	0.00E+00	9.14E-02	9.20E-03	0.00E+00	2.28E-02
Judgmental					
Radionuclide	Min (pCi/g)	Max (pCi/g)	Mean (pCi/g)	Median (pCi/g)	SD (pCi/g)
Co-60	0.00E+00	7.32E-02	1.91E-02	1.10E-02	2.22E-02
Cs-134	0.00E+00	1.36E-02	1.26E-03	0.00E+00	3.65E-03
Cs-137	0.00E+00	2.25E-01	1.18E-01	1.34E-01	6.46E-02
Eu-152	0.00E+00	2.10E-01	2.80E-02	0.00E+00	5.30E-02
Eu-154	0.00E+00	1.93E-01	3.64E-02	1.97E-03	5.08E-02
Eu-155	4.76E-02	3.99E-01	1.86E-01	1.87E-01	1.03E-01
Am-241	0.00E+00	5.75E-02	6.37E-03	0.00E+00	1.47E-02

Total Number of Samples	
Random	28
Judgmental	26
QC	6

Random	
SOF >0.5	0
Maximum SOF	0.0594
Minimum SOF	0.0041

Judgmental	
SOF >0.5	0
Maximum SOF	0.0591
Minimum SOF	0.0024

Figure B.5 – Survey Unit 8300 Random Sample and Scan Locations



Figure B.6 – Survey Unit 8300 Judgmental Sample and Scan Locations




Table B.9 – 8300 Gamma Spectroscopy Results for Random Samples

Sample ID	Radionuclide	Activity (pCi/g)	Uncertainty (1 sigma)	Qualifier	MDA (pCi/g)	Decision Level (pCi/g)	Interim Screening Level Fraction	Fraction of Screening Level	SOF
8300X-3-CR-GSSX-001	Co-60	0.00E+00	N/A	U	1.02E-01	4.13E-02	3.80E+00	0.00E+00	0.0165
	Cs-134	0.00E+00	N/A	U	1.38E-01	1.03E-01	5.70E+00	0.00E+00	
	Cs-137	7.74E-02	N/A	U	1.52E-01	6.82E-02	1.10E+01	7.04E-03	
	Eu-152	1.76E-02	N/A	U	3.09E-01	1.45E-01	8.70E+00	2.02E-03	
	Eu-154	5.35E-02	N/A	U	3.79E-01	1.63E-01	8.00E+00	6.69E-03	
	Eu-155	2.02E-01	N/A	U	3.04E-01	1.43E-01	2.80E+02	7.21E-04	
	Am-241	0.00E+00	N/A	U	3.42E-01	1.61E-01	-1.94E+03	0.00E+00	
8300X-3-CR-GSSX-002	Co-60	6.16E-03	N/A	U	1.05E-01	6.14E-02	3.80E+00	1.62E-03	0.0344
	Cs-134	0.00E+00	N/A	U	1.38E-01	9.88E-02	5.70E+00	0.00E+00	
	Cs-137	1.76E-01	3.43E-02		1.04E-01	4.53E-02	1.10E+01	1.60E-02	
	Eu-152	0.00E+00	N/A	U	3.01E-01	1.42E-01	8.70E+00	0.00E+00	
	Eu-154	1.25E-01	N/A	U	4.24E-01	1.89E-01	8.00E+00	1.56E-02	
	Eu-155	3.11E-01	N/A	U	4.24E-01	2.04E-01	2.80E+02	1.11E-03	
	Am-241	0.00E+00	N/A	U	3.50E-01	1.67E-01	2.10E+00	0.00E+00	
8300X-3-CR-GSSX-003	Co-60	1.27E-02	N/A	U	1.01E-01	4.22E-02	3.80E+00	3.34E-03	0.0241
	Cs-134	0.00E+00	N/A	U	1.31E-01	9.29E-02	5.70E+00	0.00E+00	
	Cs-137	7.87E-02	2.71E-02		9.72E-02	4.22E-02	1.10E+01	7.15E-03	
	Eu-152	1.43E-02	N/A	U	2.99E-01	1.41E-01	8.70E+00	1.64E-03	
	Eu-154	8.85E-02	N/A	U	3.72E-01	1.63E-01	8.00E+00	1.11E-02	
	Eu-155	2.65E-01	N/A	U	3.82E-01	1.83E-01	2.80E+02	9.46E-04	
	Am-241	0.00E+00	N/A	U	3.10E-01	1.47E-01	2.10E+00	0.00E+00	
8300X-3-CR-GSSX-004	Co-60	5.93E-02	N/A	U	1.28E-01	6.37E-02	3.80E+00	1.56E-02	0.0351
	Cs-134	0.00E+00	N/A	U	1.38E-01	9.75E-02	5.70E+00	0.00E+00	
	Cs-137	1.27E-01	3.07E-02		9.76E-02	4.19E-02	1.10E+01	1.15E-02	

Sample ID	Radionuclide	Activity (pCi/g)	Uncertainty (1 sigma)	Qualifier	MDA (pCi/g)	Decision Level (pCi/g)	Interim Screening Level Fraction	Fraction of Screening Level	SOF
	Eu-152	6.37E-02	N/A	U	3.22E-01	1.52E-01	8.70E+00	7.32E-03	
	Eu-154	0.00E+00	N/A	U	3.95E-01	1.73E-01	8.00E+00	0.00E+00	
	Eu-155	1.87E-01	N/A	U	2.50E-01	1.17E-01	2.80E+02	6.68E-04	
	Am-241	0.00E+00	N/A	U	3.52E-01	1.67E-01	2.10E+00	0.00E+00	
8300X-3-CR-GSSX-005	Co-60	2.76E-02	N/A	U	1.05E-01	6.03E-02	3.80E+00	7.26E-03	0.0288
	Cs-134	0.00E+00	N/A	U	1.32E-01	9.58E-02	5.70E+00	0.00E+00	
	Cs-137	7.88E-02	2.29E-02		7.45E-02	3.08E-02	1.10E+01	7.16E-03	
	Eu-152	1.15E-01	N/A	U	3.12E-01	1.48E-01	8.70E+00	1.32E-02	
	Eu-154	0.00E+00	N/A	U	4.17E-01	1.86E-01	8.00E+00	0.00E+00	
	Eu-155	3.33E-01	N/A	U	4.19E-01	2.03E-01	2.80E+02	1.19E-03	
	Am-241	0.00E+00	N/A	U	3.13E-01	1.48E-01	2.10E+00	0.00E+00	
8300X-3-CR-GSSX-006	Co-60	2.62E-01	N/A	U	1.29E-01	5.54E-02	3.80E+00	6.89E-02	0.0735
	Cs-134	0.00E+00	N/A	U	1.51E-01	1.00E-01	5.70E+00	0.00E+00	
	Cs-137	1.08E-02	2.23E-02		9.85E-02	4.19E-02	1.10E+01	9.82E-04	
	Eu-152	2.95E-02	N/A	U	3.25E-01	1.53E-01	8.70E+00	3.39E-03	
	Eu-154	0.00E+00	N/A	U	3.86E-01	1.67E-01	8.00E+00	0.00E+00	
	Eu-155	5.67E-02	N/A	U	2.73E-01	1.28E-01	2.80E+02	2.03E-04	
	Am-241	0.00E+00	N/A	U	3.67E-01	1.74E-01	2.10E+00	0.00E+00	
8300X-3-CR-GSSX-007	Co-60	4.88E-02	N/A	U	1.15E-01	6.67E-02	3.80E+00	1.28E-02	0.0282
	Cs-134	0.00E+00	N/A	U	1.44E-01	1.10E-01	5.70E+00	0.00E+00	
	Cs-137	9.93E-02	N/A	U	1.70E-01	7.82E-02	1.10E+01	9.03E-03	
	Eu-152	3.56E-02	N/A	U	3.18E-01	1.50E-01	8.70E+00	4.09E-03	
	Eu-154	1.27E-02	N/A	U	3.71E-01	1.61E-01	8.00E+00	1.59E-03	
	Eu-155	1.91E-01	N/A	U	2.68E-01	1.26E-01	2.80E+02	6.82E-04	
	Am-241	0.00E+00	N/A	U	3.49E-01	1.66E-01	2.10E+00	0.00E+00	
8300X-3-CR-GSSX-008	Co-60	4.66E-02	N/A	U	1.16E-01	6.51E-02	3.80E+00	1.23E-02	0.0130

Sample ID	Radionuclide	Activity (pCi/g)	Uncertainty (1 sigma)	Qualifier	MDA (pCi/g)	Decision Level (pCi/g)	Interim Screening Level Fraction	Fraction of Screening Level	SOF
	Cs-134	0.00E+00	N/A	U	1.25E-01	7.08E-02	5.70E+00	0.00E+00	
	Cs-137	0.00E+00	N/A	U	1.10E-01	4.87E-02	1.10E+01	0.00E+00	
	Eu-152	0.00E+00	N/A	U	2.71E-01	1.27E-01	8.70E+00	0.00E+00	
	Eu-154	0.00E+00	N/A	U	3.51E-01	1.53E-01	8.00E+00	0.00E+00	
	Eu-155	2.03E-01	N/A	U	3.66E-01	1.75E-01	2.80E+02	7.25E-04	
	Am-241	0.00E+00	N/A	U	3.01E-01	1.42E-01	2.10E+00	0.00E+00	
8300X-3-CR-GSSX-009	Co-60	1.43E-02	N/A	U	1.26E-01	6.09E-02	3.80E+00	3.76E-03	0.0127
	Cs-134	0.00E+00	N/A	U	1.59E-01	9.86E-02	5.70E+00	0.00E+00	
	Cs-137	9.20E-02	2.80E-02		9.60E-02	4.10E-02	1.10E+01	8.36E-03	
	Eu-152	0.00E+00	N/A	U	2.99E-01	1.41E-01	8.70E+00	0.00E+00	
	Eu-154	0.00E+00	N/A	U	3.89E-01	1.70E-01	8.00E+00	0.00E+00	
	Eu-155	1.56E-01	N/A	U	3.38E-01	1.61E-01	2.80E+02	5.57E-04	
	Am-241	0.00E+00	N/A	U	3.54E-01	1.68E-01	2.10E+00	0.00E+00	
8300X-3-CR-GSSX-010	Co-60	5.01E-02	N/A	U	1.04E-01	5.42E-02	3.80E+00	1.32E-02	0.0393
	Cs-134	0.00E+00	N/A	U	1.32E-01	8.85E-02	5.70E+00	0.00E+00	
	Cs-137	1.35E-01	3.06E-02		9.74E-02	4.24E-02	1.10E+01	1.23E-02	
	Eu-152	1.13E-01	N/A	U	2.86E-01	1.35E-01	8.70E+00	1.30E-02	
	Eu-154	0.00E+00	N/A	U	3.28E-01	1.42E-01	8.00E+00	0.00E+00	
	Eu-155	2.44E-01	N/A	U	2.62E-01	1.23E-01	2.80E+02	8.71E-04	
	Am-241	0.00E+00	N/A	U	3.05E-01	1.45E-01	2.10E+00	0.00E+00	
8300X-3-CR-GSSX-011	Co-60	6.74E-03	N/A	U	1.00E-01	4.16E-02	3.80E+00	1.77E-03	0.0079
	Cs-134	0.00E+00	N/A	U	1.28E-01	1.05E-01	5.70E+00	0.00E+00	
	Cs-137	5.55E-02	2.32E-02		8.53E-02	3.58E-02	1.10E+01	5.05E-03	
	Eu-152	0.00E+00	N/A	U	2.69E-01	1.26E-01	8.70E+00	0.00E+00	
	Eu-154	0.00E+00	N/A	U	3.44E-01	1.48E-01	8.00E+00	0.00E+00	
	Eu-155	2.92E-01	N/A	U	4.17E-01	2.01E-01	2.80E+02	1.04E-03	

Sample ID	Radionuclide	Activity (pCi/g)	Uncertainty (1 sigma)	Qualifier	MDA (pCi/g)	Decision Level (pCi/g)	Interim Screening Level Fraction	Fraction of Screening Level	SOF
	Am-241	0.00E+00	N/A	U	3.52E-01	1.68E-01	2.10E+00	0.00E+00	
8300X-3-CR-GSSX-012	Co-60	0.00E+00	N/A	U	1.39E-01	7.19E-02	3.80E+00	0.00E+00	0.0222
	Cs-134	0.00E+00	N/A	U	1.68E-01	1.11E-01	5.70E+00	0.00E+00	
	Cs-137	5.23E-02	N/A	U	1.71E-01	7.77E-02	1.10E+01	4.75E-03	
	Eu-152	6.67E-02	N/A	U	3.55E-01	1.68E-01	8.70E+00	7.67E-03	
	Eu-154	7.05E-02	N/A	U	4.45E-01	1.95E-01	8.00E+00	8.81E-03	
	Eu-155	2.73E-01	N/A	U	2.89E-01	1.35E-01	2.80E+02	9.75E-04	
	Am-241	0.00E+00	N/A	U	3.57E-01	1.69E-01	2.10E+00	0.00E+00	
8300X-3-CR-GSSX-013	Co-60	7.71E-02	N/A	U	1.34E-01	6.65E-02	3.80E+00	2.03E-02	0.0620
	Cs-134	0.00E+00	N/A	U	1.29E-01	1.08E-01	5.70E+00	0.00E+00	
	Cs-137	1.53E-01	3.32E-02		1.04E-01	4.52E-02	1.10E+01	1.39E-02	
	Eu-152	0.00E+00	N/A	U	3.01E-01	1.42E-01	8.70E+00	0.00E+00	
	Eu-154	2.20E-01	N/A	U	4.14E-01	1.83E-01	8.00E+00	2.75E-02	
	Eu-155	9.48E-02	N/A	U	3.02E-01	1.43E-01	2.80E+02	3.39E-04	
	Am-241	0.00E+00	N/A	U	3.73E-01	1.78E-01	2.10E+00	0.00E+00	
8300X-3-CR-GSSX-014	Co-60	4.97E-02	N/A	U	9.41E-02	5.78E-02	3.80E+00	1.31E-02	0.0190
	Cs-134	0.00E+00	N/A	U	1.35E-01	1.01E-01	5.70E+00	0.00E+00	
	Cs-137	5.19E-02	N/A	U	1.35E-01	6.11E-02	1.10E+01	4.72E-03	
	Eu-152	0.00E+00	N/A	U	2.79E-01	1.31E-01	8.70E+00	0.00E+00	
	Eu-154	0.00E+00	N/A	U	3.45E-01	1.51E-01	8.00E+00	0.00E+00	
	Eu-155	3.29E-01	N/A	U	3.99E-01	1.92E-01	2.80E+02	1.18E-03	
	Am-241	0.00E+00	N/A	U	3.47E-01	1.66E-01	2.10E+00	0.00E+00	
8300X-3-CR-GSSX-015	Co-60	2.48E-03	N/A	U	1.10E-01	6.65E-02	3.80E+00	6.53E-04	0.0222
	Cs-134	0.00E+00	N/A	U	1.77E-01	1.34E-01	5.70E+00	0.00E+00	
	Cs-137	1.30E-01	4.01E-02		1.42E-01	6.29E-02	1.10E+01	1.18E-02	
	Eu-152	7.70E-02	N/A	U	3.87E-01	1.83E-01	8.70E+00	8.85E-03	

Sample ID	Radionuclide	Activity (pCi/g)	Uncertainty (1 sigma)	Qualifier	MDA (pCi/g)	Decision Level (pCi/g)	Interim Screening Level Fraction	Fraction of Screening Level	SOF
	Eu-154	0.00E+00	N/A	U	4.62E-01	2.03E-01	8.00E+00	0.00E+00	
	Eu-155	2.47E-01	N/A	U	5.08E-01	2.55E-01	2.80E+02	8.82E-04	
	Am-241	0.00E+00	N/A	U	4.04E-01	1.92E-01	2.10E+00	0.00E+00	
8300X-3-CR-GSSX-016	Co-60	4.88E-02	N/A	U	1.27E-01	7.44E-02	3.80E+00	1.28E-02	0.0479
	Cs-134	0.00E+00	N/A	U	1.74E-01	1.11E-01	5.70E+00	0.00E+00	
	Cs-137	2.38E-01	4.29E-02		1.27E-01	5.57E-02	1.10E+01	2.16E-02	
	Eu-152	0.00E+00	N/A	U	3.57E-01	1.69E-01	8.70E+00	0.00E+00	
	Eu-154	9.93E-02	N/A	U	4.77E-01	2.12E-01	8.00E+00	1.24E-02	
	Eu-155	2.95E-01	N/A	U	2.90E-01	1.37E-01	2.80E+02	1.05E-03	
	Am-241	0.00E+00	N/A	U	3.85E-01	1.83E-01	2.10E+00	0.00E+00	
8300X-3-CR-GSSX-017	Co-60	5.88E-02	N/A	U	1.39E-01	7.98E-02	3.80E+00	1.55E-02	0.0325
	Cs-134	0.00E+00	N/A	U	1.85E-01	1.25E-01	5.70E+00	0.00E+00	
	Cs-137	1.20E-01	4.08E-02		1.46E-01	6.40E-02	1.10E+01	1.09E-02	
	Eu-152	0.00E+00	N/A	U	3.66E-01	1.71E-01	8.70E+00	0.00E+00	
	Eu-154	4.50E-02	N/A	U	5.41E-01	2.38E-01	8.00E+00	5.63E-03	
	Eu-155	1.35E-01	N/A	U	4.05E-01	1.91E-01	2.80E+02	4.82E-04	
	Am-241	0.00E+00	N/A	U	4.22E-01	1.99E-01	2.10E+00	0.00E+00	
8300X-3-CR-GSSX-018	Co-60	2.04E-02	N/A	U	1.21E-01	5.16E-02	3.80E+00	5.37E-03	0.0160
	Cs-134	0.00E+00	N/A	U	1.62E-01	1.16E-01	5.70E+00	0.00E+00	
	Cs-137	1.06E-01	2.88E-02		9.53E-02	4.08E-01	1.10E+01	9.64E-03	
	Eu-152	0.00E+00	N/A	U	3.04E-01	1.43E-01	8.70E+00	0.00E+00	
	Eu-154	0.00E+00	N/A	U	3.68E-01	1.60E-01	8.00E+00	0.00E+00	
	Eu-155	2.71E-01	N/A	U	2.58E-01	1.20E-01	2.80E+02	9.68E-04	
	Am-241	0.00E+00	N/A	U	3.52E-01	1.67E-01	2.10E+00	0.00E+00	
8300X-3-CR-GSSX-019	Co-60	5.61E-02	N/A	U	1.19E-01	6.74E-02	3.80E+00	1.48E-02	0.0299
	Cs-134	0.00E+00	N/A	U	1.54E-01	1.07E-01	5.70E+00	0.00E+00	

Sample ID	Radionuclide	Activity (pCi/g)	Uncertainty (1 sigma)	Qualifier	MDA (pCi/g)	Decision Level (pCi/g)	Interim Screening Level Fraction	Fraction of Screening Level	SOF
	Cs-137	9.01E-02	2.21E-02		8.73E-02	3.60E-02	1.10E+01	8.19E-03	
	Eu-152	0.00E+00	N/A	U	3.30E-01	1.55E-01	8.70E+00	0.00E+00	
	Eu-154	4.95E-02	N/A	U	4.25E-01	1.85E-01	8.00E+00	6.19E-03	
	Eu-155	1.99E-01	N/A	U	2.69E-01	1.25E-01	2.80E+02	7.11E-04	
	Am-241	0.00E+00	N/A	U	3.86E-01	1.84E-01	2.10E+00	0.00E+00	
8300X-3-CR-GSSX-020	Co-60	0.00E+00	N/A	U	1.16E-01	5.47E-02	3.80E+00	0.00E+00	0.0338
	Cs-134	0.00E+00	N/A	U	1.32E-01	9.65E-02	5.70E+00	0.00E+00	
	Cs-137	4.77E-02	2.20E-02		8.23E-02	3.39E-02	1.10E+01	4.34E-03	
	Eu-152	1.18E-01	N/A	U	3.02E-01	1.42E-01	8.70E+00	1.36E-02	
	Eu-154	1.24E-01	N/A	U	3.94E-01	1.71E-01	8.00E+00	1.55E-02	
	Eu-155	1.17E-01	N/A	U	3.97E-01	2.00E-01	2.80E+02	4.18E-04	
	Am-241	0.00E+00	N/A	U	3.53E-01	1.67E-01	2.10E+00	0.00E+00	
8300X-3-CR-GSSX-021	Co-60	4.69E-02	N/A	U	1.20E-01	5.72E-02	3.80E+00	1.23E-02	0.0427
	Cs-134	0.00E+00	N/A	U	1.58E-01	1.08E-01	5.70E+00	0.00E+00	
	Cs-137	2.64E-01	3.98E-02		1.01E-01	4.31E-02	1.10E+01	2.40E-02	
	Eu-152	0.00E+00	N/A	U	3.18E-01	1.50E-01	8.70E+00	0.00E+00	
	Eu-154	4.49E-02	N/A	U	4.08E-01	1.79E-01	8.00E+00	5.61E-03	
	Eu-155	2.10E-01	N/A	U	3.15E-01	1.49E-01	2.80E+02	0.00075	
	Am-241	0.00E+00	N/A	U	3.61E-01	1.72E-01	2.10E+00	0.00E+00	
8300X-3-CR-GSSX-022	Co-60	3.68E-02	N/A	U	7.41E-02	5.92E-02	3.80E+00	9.68E-03	0.0238
	Cs-134	2.96E-02	N/A	U	1.40E-01	9.66E-02	5.70E+00	5.19E-03	
	Cs-137	8.48E-02	N/A	U	1.50E-01	6.87E-02	1.10E+01	7.71E-03	
	Eu-152	0.00E+00	N/A	U	2.63E-01	1.23E-01	8.70E+00	0.00E+00	
	Eu-154	0.00E+00	N/A	U	3.32E-01	1.43E-01	8.00E+00	0.00E+00	
	Eu-155	3.45E-01	N/A	U	3.84E-01	1.84E-01	2.80E+02	1.23E-03	
	Am-241	0.00E+00	N/A	U	3.22E-01	1.53E-01	2.10E+00	0.00E+00	

Sample ID	Radionuclide	Activity (pCi/g)	Uncertainty (1 sigma)	Qualifier	MDA (pCi/g)	Decision Level (pCi/g)	Interim Screening Level Fraction	Fraction of Screening Level	SOF
8300X-3-CR-GSSX-023	Co-60	2.37E-03	N/A	U	1.17E-01	5.74E-02	3.80E+00	6.24E-04	0.0552
	Cs-134	0.00E+00	N/A	U	1.46E-01	1.02E-01	5.70E+00	0.00E+00	
	Cs-137	6.66E-02	3.86E-02		1.52E-01	6.91E-02	1.10E+01	6.05E-03	
	Eu-152	0.00E+00	N/A	U	3.03E-01	1.43E-01	8.70E+00	0.00E+00	
	Eu-154	9.28E-02	N/A	U	4.34E-01	1.92E-01	8.00E+00	1.16E-02	
	Eu-155	1.69E-01	N/A	U	2.74E-01	1.28E-01	2.80E+02	6.04E-04	
	Am-241	7.62E-02	N/A	U	3.88E-01	1.85E-01	2.10E+00	3.63E-02	
8300X-3-CR-GSSX-024	Co-60	8.49E-02	N/A	U	1.33E-01	5.71E-02	3.80E+00	2.23E-02	0.0401
	Cs-134	0.00E+00	N/A	U	1.56E-01	1.23E-01	5.70E+00	0.00E+00	
	Cs-137	1.75E-01	3.57E-02		1.06E-01	4.54E-02	1.10E+01	1.59E-02	
	Eu-152	0.00E+00	N/A	U	3.44E-01	1.62E-01	8.70E+00	0.00E+00	
	Eu-154	0.00E+00	N/A	U	4.54E-01	2.00E-01	8.00E+00	0.00E+00	
	Eu-155	5.12E-01	N/A	U	3.23E-01	1.52E-01	2.80E+02	1.83E-03	
	Am-241	0.00E+00	N/A	U	3.74E-01	1.78E-01	2.10E+00	0.00E+00	
8300X-3-CR-GSSA-025	Co-60	0.00E+00	N/A	U	1.41E-01	7.57E-02	3.80E+00	0.00E+00	0.0138
	Cs-134	0.00E+00	N/A	U	1.69E-01	1.32E-01	5.70E+00	0.00E+00	
	Cs-137	1.26E-01	3.93E-02		1.37E-01	5.93E-02	1.10E+01	1.15E-02	
	Eu-152	6.84E-03	N/A	U	4.12E-01	1.94E-01	8.70E+00	7.86E-04	
	Eu-154	0.00E+00	N/A	U	3.47E-01	1.41E-01	8.00E+00	0.00E+00	
	Eu-155	4.38E-01	N/A	U	3.63E-01	1.70E-01	2.80E+02	1.56E-03	
	Am-241	0.00E+00	N/A	U	4.57E-01	2.17E-01	2.10E+00	0.00E+00	
8300X-3-CR-GSSX-026	Co-60	0.00E+00	N/A	U	1.01E-01	4.20E-02	3.80E+00	0.00E+00	0.0232
	Cs-134	0.00E+00	N/A	U	1.37E-01	9.35E-02	5.70E+00	0.00E+00	
	Cs-137	1.01E-01	N/A	U	1.68E-01	7.72E-02	1.10E+01	9.18E-03	
	Eu-152	0.00E+00	N/A	U	2.90E-01	1.37E-01	8.70E+00	0.00E+00	
	Eu-154	0.00E+00	N/A	U	3.63E-01	1.58E-01	8.00E+00	0.00E+00	

Sample ID	Radionuclide	Activity (pCi/g)	Uncertainty (1 sigma)	Qualifier	MDA (pCi/g)	Decision Level (pCi/g)	Interim Screening Level Fraction	Fraction of Screening Level	SOF
	Eu-155	1.25E-01	N/A	U	4.05E-01	1.94E-01	2.80E+02	4.46E-04	
	Am-241	2.84E-02	N/A	U	3.28E-01	1.56E-01	2.10E+00	1.35E-02	
8300X-3-CR-GSSX-027	Co-60	5.51E-03	N/A	U	1.02E-01	4.22E-02	3.80E+00	1.45E-03	0.0477
	Cs-134	0.00E+00	N/A	U	1.44E-01	1.13E-01	5.70E+00	0.00E+00	
	Cs-137	6.69E-02	N/A	U	1.68E-01	7.72E-02	1.10E+01	6.08E-03	
	Eu-152	0.00E+00	N/A	U	2.87E-01	1.35E-01	8.70E+00	0.00E+00	
	Eu-154	0.00E+00	N/A	U	3.31E-01	1.41E-01	8.00E+00	0.00E+00	
	Eu-155	1.02E-01	N/A	U	2.70E-01	1.26E-01	2.80E+02	3.64E-04	
	Am-241	8.36E-02	N/A	U	3.76E-01	1.79E-01	2.10E+00	3.98E-02	
8300X-3-CR-GSSX-028	Co-60	0.00E+00	N/A	U	1.02E-01	4.33E-02	3.80E+00	0.00E+00	0.0302
	Cs-134	0.00E+00	N/A	U	1.33E-01	9.30E-02	5.70E+00	0.00E+00	
	Cs-137	9.23E-02	3.00E-02		1.08E-01	4.77E-02	1.10E+01	8.39E-03	
	Eu-152	8.49E-02	N/A	U	3.03E-01	1.44E-01	8.70E+00	9.76E-03	
	Eu-154	8.99E-02	N/A	U	3.42E-01	1.49E-01	8.00E+00	1.12E-02	
	Eu-155	2.31E-01	N/A	U	3.87E-01	1.87E-01	2.80E+02	8.25E-04	
	Am-241	0.00E+00	N/A	U	3.22E-01	1.53E-01	2.10E+00	0.00E+00	
8300X-3-CR-GSSX-029	Co-60	4.74E-02	N/A	U	1.45E-01	6.28E-02	3.80E+00	1.25E-02	0.0333
	Cs-134	0.00E+00	N/A	U	1.82E-01	1.18E-01	5.70E+00	0.00E+00	
	Cs-137	9.63E-02	2.80E-02		9.20E-02	3.83E-02	1.10E+01	8.75E-03	
	Eu-152	0.00E+00	N/A	U	3.14E-01	1.47E-01	8.70E+00	0.00E+00	
	Eu-154	8.46E-02	N/A	U	3.67E-01	1.56E-01	8.00E+00	1.06E-02	
	Eu-155	4.16E-01	N/A	U	4.46E-01	2.35E-01	2.80E+02	1.49E-03	
	Am-241	0.00E+00	N/A	U	3.94E-01	1.87E-01	2.10E+00	0.00E+00	
8300X-3-CR-GSSX-030	Co-60	5.30E-02	N/A	U	1.14E-01	6.48E-02	3.80E+00	1.39E-02	0.0402
	Cs-134	1.40E-02	N/A	U	1.58E-01	1.04E-01	5.70E+00	2.46E-03	
	Cs-137	1.67E-01	3.24E-02		9.44E-02	4.06E-02	1.10E+01	1.52E-02	

Sample ID	Radionuclide	Activity (pCi/g)	Uncertainty (1 sigma)	Qualifier	MDA (pCi/g)	Decision Level (pCi/g)	Interim Screening Level Fraction	Fraction of Screening Level	SOF
	Eu-152	6.41E-02	N/A	U	3.17E-01	1.50E-01	8.70E+00	7.37E-03	
	Eu-154	1.46E-03	N/A	U	3.83E-01	1.68E-01	8.00E+00	1.83E-04	
	Eu-155	3.10E-01	N/A	U	2.56E-01	1.20E-01	2.80E+02	1.11E-03	
	Am-241	0.00E+00	N/A	U	3.41E-01	1.62E-01	2.10E+00	0.00E+00	
8300X-3-CR-GSSX-031	Co-60	0.00E+00	N/A	U	1.19E-01	5.15E-02	3.80E+00	0.00E+00	0.0146
	Cs-134	0.00E+00	N/A	U	1.47E-01	8.97E-02	5.70E+00	0.00E+00	
	Cs-137	1.59E-01	3.40E-02		1.05E-01	4.57E-02	1.10E+01	1.45E-02	
	Eu-152	0.00E+00	N/A	U	2.68E-01	1.36E-01	8.70E+00	0.00E+00	
	Eu-154	0.00E+00	N/A	U	3.65E-01	1.58E-01	8.00E+00	0.00E+00	
	Eu-155	4.82E-02	N/A	U	3.73E-01	1.78E-01	2.80E+02	1.72E-04	
	Am-241	0.00E+00	N/A	U	3.38E-01	1.61E-01	2.10E+00	0.00E+00	
8300X-3-CR-GSSX-032	Co-60	4.90E-02	N/A	U	1.19E-01	5.12E-02	3.80E+00	1.29E-02	0.0275
	Cs-134	0.00E+00	N/A	U	1.41E-01	9.27E-02	5.70E+00	0.00E+00	
	Cs-137	1.52E-01	3.30E-02		1.02E-01	4.42E-02	1.10E+01	1.38E-02	
	Eu-152	0.00E+00	N/A	U	3.07E-01	1.45E-01	8.70E+00	0.00E+00	
	Eu-154	0.00E+00	N/A	U	3.33E-01	1.42E-01	8.00E+00	0.00E+00	
	Eu-155	2.29E-01	N/A	U	3.23E-01	1.53E-01	2.80E+02	8.18E-04	
	Am-241	0.00E+00	N/A	U	3.54E-01	1.69E-01	2.10E+00	0.00E+00	
8300X-3-CR-GSSX-033	Co-60	5.75E-02	N/A	U	1.28E-01	5.50E-02	3.80E+00	1.51E-02	0.0258
	Cs-134	0.00E+00	N/A	U	1.59E-01	1.02E-01	5.70E+00	0.00E+00	
	Cs-137	1.03E-01	N/A	U	1.66E-01	7.61E-02	1.10E+01	9.36E-03	
	Eu-152	0.00E+00	N/A	U	3.03E-01	1.42E-01	8.70E+00	0.00E+00	
	Eu-154	0.00E+00	N/A	U	3.93E-01	1.72E-01	8.00E+00	0.00E+00	
	Eu-155	3.70E-01	N/A	U	4.27E-01	2.05E-01	2.80E+02	1.32E-03	
	Am-241	0.00E+00	N/A	U	3.58E-01	1.71E-01	2.10E+00	0.00E+00	
8300X-3-CR-GSSX-034	Co-60	0.00E+00	N/A	U	1.33E-01	7.79E-02	3.80E+00	0.00E+00	0.0042

Sample ID	Radionuclide	Activity (pCi/g)	Uncertainty (1 sigma)	Qualifier	MDA (pCi/g)	Decision Level (pCi/g)	Interim Screening Level Fraction	Fraction of Screening Level	SOF
	Cs-134	0.00E+00	N/A	U	1.65E-01	1.16E-01	5.70E+00	0.00E+00	
	Cs-137	3.77E-02	2.36E-02		9.43E-02	3.92E-02	1.10E+01	3.43E-03	
	Eu-152	0.00E+00	N/A	U	3.37E-01	1.58E-01	8.70E+00	0.00E+00	
	Eu-154	0.00E+00	N/A	U	3.36E-01	1.40E-01	8.00E+00	0.00E+00	
	Eu-155	2.21E-01	N/A	U	3.07E-01	1.44E-01	2.80E+02	7.89E-04	
	Am-241	0.00E+00	N/A	U	4.00E-01	1.90E-01	2.10E+00	0.00E+00	
8300X-3-CR-GSSX-035	Co-60	4.20E-03	N/A	U	1.14E-01	4.74E-02	3.80E+00	1.11E-03	0.0980
	Cs-134	0.00E+00	N/A	U	1.72E-01	1.19E-01	5.70E+00	0.00E+00	
	Cs-137	1.53E-01	3.45E-02		1.08E-01	4.63E-02	1.10E+01	1.39E-02	
	Eu-152	0.00E+00	N/A	U	3.35E-01	1.58E-01	8.70E+00	0.00E+00	
	Eu-154	1.10E-01	N/A	U	4.18E-01	1.83E-01	8.00E+00	1.38E-02	
	Eu-155	1.88E-01	N/A	U	2.78E-01	1.30E-01	2.80E+02	6.71E-04	
	Am-241	1.44E-01	N/A	U	4.03E-01	1.92E-01	2.10E+00	6.86E-02	
8300X-3-CR-GSSX-036	Co-60	0.00E+00	N/A	U	1.03E-01	4.28E-02	3.80E+00	0.00E+00	0.0064
	Cs-134	0.00E+00	N/A	U	1.46E-01	9.42E-02	5.70E+00	0.00E+00	
	Cs-137	6.14E-02	N/A	U	1.34E-01	6.04E-02	1.10E+01	5.58E-03	
	Eu-152	0.00E+00	N/A	U	2.77E-01	1.30E-01	8.70E+00	0.00E+00	
	Eu-154	6.20E-04	N/A	U	3.55E-01	1.54E-01	8.00E+00	7.75E-05	
	Eu-155	2.01E-01	N/A	U	2.87E-01	1.35E-01	2.80E+02	7.18E-04	
	Am-241	0.00E+00	N/A	U	3.24E-01	1.54E-01	2.10E+00	0.00E+00	
8300X-3-CR-GSSX-037	Co-60	4.03E-02	N/A	U	1.47E-01	7.05E-02	3.80E+00	1.06E-02	0.0277
	Cs-134	0.00E+00	N/A	U	1.63E-01	9.82E-02	5.70E+00	0.00E+00	
	Cs-137	1.83E-01	3.88E-02		1.22E-01	5.37E-02	1.10E+01	1.66E-02	
	Eu-152	0.00E+00	N/A	U	3.06E-01	1.44E-01	8.70E+00	0.00E+00	
	Eu-154	0.00E+00	N/A	U	3.93E-01	1.71E-01	8.00E+00	0.00E+00	
	Eu-155	1.15E-01	N/A	U	3.38E-01	1.60E-01	2.80E+02	4.11E-04	

Sample ID	Radionuclide	Activity (pCi/g)	Uncertainty (1 sigma)	Qualifier	MDA (pCi/g)	Decision Level (pCi/g)	Interim Screening Level Fraction	Fraction of Screening Level	SOF
	Am-241	0.00E+00	N/A	U	3.77E-01	1.79E-01	2.10E+00	0.00E+00	
8300X-3-CR-GSSX-038	Co-60	1.75E-02	N/A	U	9.65E-02	4.02E-02	3.80E+00	4.61E-03	0.0111
	Cs-134	0.00E+00	N/A	U	1.36E-01	8.11E-02	5.70E+00	0.00E+00	
	Cs-137	6.32E-02	2.48E-02		9.10E-02	3.91E-02	1.10E+01	5.75E-03	
	Eu-152	0.00E+00	N/A	U	2.82E-01	1.33E-01	8.70E+00	0.00E+00	
	Eu-154	0.00E+00	N/A	U	3.75E-01	1.65E-01	8.00E+00	0.00E+00	
	Eu-155	2.18E-01	N/A	U	4.02E-01	1.93E-01	2.80E+02	7.79E-04	
	Am-241	0.00E+00	N/A	U	2.89E-01	1.36E-01	2.10E+00	0.00E+00	
8300X-3-CR-GSSX-039	Co-60	2.75E-02	N/A	U	1.08E-01	4.49E-02	3.80E+00	7.24E-03	0.0211
	Cs-134	0.00E+00	N/A	U	1.46E-01	9.87E-02	5.70E+00	0.00E+00	
	Cs-137	1.11E-01	N/A	U	1.63E-01	7.46E-02	1.10E+01	1.01E-02	
	Eu-152	2.88E-02	N/A	U	3.14E-01	1.48E-01	8.70E+00	3.31E-03	
	Eu-154	0.00E+00	N/A	U	3.56E-01	1.53E-01	8.00E+00	0.00E+00	
	Eu-155	1.21E-01	N/A	U	2.90E-01	1.37E-01	2.80E+02	4.32E-04	
	Am-241	0.00E+00	N/A	U	3.41E-01	1.62E-01	2.10E+00	0.00E+00	
8300X-3-CR-GSSX-040	Co-60	8.90E-03	N/A	U	1.25E-01	5.25E-02	3.80E+00	2.34E-03	0.0331
	Cs-134	0.00E+00	N/A	U	1.49E-01	1.18E-01	5.70E+00	0.00E+00	
	Cs-137	1.88E-01	4.05E-02		1.28E-01	5.65E-02	1.10E+01	1.71E-02	
	Eu-152	0.00E+00	N/A	U	3.38E-01	1.59E-01	8.70E+00	0.00E+00	
	Eu-154	1.09E-01	N/A	U	3.86E-01	1.66E-01	8.00E+00	1.36E-02	
	Eu-155	2.39E-02	N/A	U	2.80E-01	1.31E-01	2.80E+02	8.54E-05	
	Am-241	0.00E+00	N/A	U	3.99E-01	1.90E-01	2.10E+00	0.00E+00	
8300X-3-CR-GSSA-041	Co-60	0.00E+00	N/A	U	1.04E-01	5.46E-02	3.80E+00	0.00E+00	0.0045
	Cs-134	0.00E+00	N/A	U	1.45E-01	9.99E-02	5.70E+00	0.00E+00	
	Cs-137	4.63E-02	2.20E-02		8.34E-02	3.53E-02	1.10E+01	4.21E-03	
	Eu-152	0.00E+00	N/A	U	2.89E-01	1.36E-01	8.70E+00	0.00E+00	

Sample ID	Radionuclide	Activity (pCi/g)	Uncertainty (1 sigma)	Qualifier	MDA (pCi/g)	Decision Level (pCi/g)	Interim Screening Level Fraction	Fraction of Screening Level	SOF
	Eu-154	0.00E+00	N/A	U	2.97E-01	1.26E-01	8.00E+00	0.00E+00	
	Eu-155	8.41E-02	N/A	U	2.49E-01	1.17E-01	2.80E+02	3.00E-04	
	Am-241	0.00E+00	N/A	U	3.34E-01	1.59E-01	2.10E+00	0.00E+00	
8300X-3-CR-GSSX-042	Co-60	0.00E+00	N/A	U	9.39E-02	3.81E-02	3.80E+00	0.00E+00	0.0250
	Cs-134	0.00E+00	N/A	U	1.67E-01	1.04E-01	5.70E+00	0.00E+00	
	Cs-137	1.84E-01	3.45E-02		9.90E-02	4.25E-02	1.10E+01	1.67E-02	
	Eu-152	6.65E-02	N/A	U	3.38E-01	1.60E-01	8.70E+00	7.64E-03	
	Eu-154	0.00E+00	N/A	U	3.73E-01	1.62E-01	8.00E+00	0.00E+00	
	Eu-155	1.81E-01	N/A	U	2.84E-01	1.34E-01	2.80E+02	6.46E-04	
	Am-241	0.00E+00	N/A	U	3.56E-01	1.69E-01	2.10E+00	0.00E+00	

Table B.10 – 8300 Gamma Spectroscopy Results for QC Samples

Sample ID	Radionuclide	Activity (pCi/g)	Uncertainty (1 sigma)	Qualifier	MDA (pCi/g)	Decision Level (pCi/g)	Interim Screening Level Fraction	Fraction of Screening Level	SOF
8300X-3-CQ-GSSX-004	Co-60	1.09E-02	N/A	U	1.14E-01	6.03E-02	3.80E+00	2.87E-03	0.0191
	Cs-134	0.00E+00	N/A	U	1.59E-01	9.81E-02	5.70E+00	0.00E+00	
	Cs-137	1.47E-01	3.21E-02		9.87E-02	4.25E-02	1.10E+01	1.34E-02	
	Eu-152	1.83E-02	N/A	U	3.06E-01	1.44E-01	8.70E+00	2.10E-03	
	Eu-154	0.00E+00	N/A	U	3.42E-01	1.47E-01	8.00E+00	0.00E+00	
	Eu-155	2.08E-01	N/A	U	3.99E-01	1.91E-01	2.80E+02	7.43E-04	
	Am-241	0.00E+00	N/A	U	3.50E-01	1.66E-01	2.10E+00	0.00E+00	
8300X-3-CQ-GSSX-014	Co-60	0.00E+00	N/A	U	1.06E-01	4.91E-02	3.80E+00	0.00E+00	0.0018
	Cs-134	0.00E+00	N/A	U	1.40E-01	9.00E-02	5.70E+00	0.00E+00	
	Cs-137	8.73E-03	N/A	U	1.28E-01	5.77E-02	1.10E+01	7.94E-04	
	Eu-152	0.00E+00	N/A	U	2.84E-01	1.34E-01	8.70E+00	0.00E+00	
	Eu-154	0.00E+00	N/A	U	3.42E-01	1.50E-01	8.00E+00	0.00E+00	
	Eu-155	2.93E-01	N/A	U	3.78E-01	1.89E-01	2.80E+02	1.05E-03	
	Am-241	0.00E+00	N/A	U	3.06E-01	1.46E-01	2.10E+00	0.00E+00	
8300X-3-CR-GSSB-025	Co-60	2.26E-02	N/A	U	1.22E-01	7.35E-02	3.80E+00	5.95E-03	0.0206
	Cs-134	0.00E+00	N/A	U	1.38E-01	1.02E-01	5.70E+00	0.00E+00	
	Cs-137	1.55E-01	3.16E-02		9.14E-02	3.86E-02	1.10E+01	1.41E-02	
	Eu-152	0.00E+00	N/A	U	2.98E-01	1.40E-01	8.70E+00	0.00E+00	
	Eu-154	0.00E+00	N/A	U	3.95E-01	1.72E-01	8.00E+00	0.00E+00	
	Eu-155	1.69E-01	N/A	U	4.32E-01	2.10E-01	2.80E+02	6.04E-04	
	Am-241	0.00E+00	N/A	U	3.42E-01	1.62E-01	2.10E+00	0.00E+00	
8300X-3-CQ-GSSX-026	Co-60	7.45E-03	N/A	U	1.11E-01	4.72E-02	3.80E+00	1.96E-03	0.0329
	Cs-134	0.00E+00	N/A	U	1.67E-01	1.04E-01	5.70E+00	0.00E+00	
	Cs-137	1.95E-01	2.96E-02		7.99E-02	3.33E-02	1.10E+01	1.77E-02	
	Eu-152	0.00E+00	N/A	U	3.13E-01	1.48E-01	8.70E+00	0.00E+00	

Sample ID	Radionuclide	Activity (pCi/g)	Uncertainty (1 sigma)	Qualifier	MDA (pCi/g)	Decision Level (pCi/g)	Interim Screening Level Fraction	Fraction of Screening Level	SOF
	Eu-154	9.70E-02	N/A	U	4.19E-01	1.86E-01	8.00E+00	1.21E-02	
	Eu-155	2.96E-01	N/A	U	4.33E-01	2.08E-01	2.80E+02	1.06E-03	
	Am-241	0.00E+00	N/A	U	3.39E-01	1.61E-01	2.10E+00	0.00E+00	
8300X-3-CR-GSSB-041	Co-60	4.22E-02	N/A	U	1.26E-01	5.59E-02	3.80E+00	1.11E-02	0.0226
	Cs-134	0.00E+00	N/A	U	1.61E-01	1.17E-01	5.70E+00	0.00E+00	
	Cs-137	1.17E-01	N/A	U	1.55E-01	7.06E-02	1.10E+01	1.06E-02	
	Eu-152	0.00E+00	N/A	U	3.22E-01	1.52E-01	8.70E+00	0.00E+00	
	Eu-154	0.00E+00	N/A	U	3.91E-01	1.71E-01	8.00E+00	0.00E+00	
	Eu-155	2.28E-01	N/A	U	2.94E-01	1.39E-01	2.80E+02	8.14E-04	
	Am-241	0.00E+00	N/A	U	3.62E-01	1.72E-01	2.10E+00	0.00E+00	
8300X-3-CJ-GSSB-055	Co-60	7.34E-03	N/A	U	1.35E-01	8.02E-02	3.80E+00	1.93E-03	0.0243
	Cs-134	0.00E+00	N/A	U	2.00E-01	1.20E-01	5.70E+00	0.00E+00	
	Cs-137	8.32E-02	N/A	U	2.12E-01	9.70E-02	1.10E+01	7.56E-03	
	Eu-152	9.90E-02	N/A	U	4.03E-01	1.91E-01	8.70E+00	1.14E-02	
	Eu-154	2.06E-02	N/A	U	4.12E-01	1.75E-01	8.00E+00	2.58E-03	
	Eu-155	2.46E-01	N/A	U	3.64E-01	1.72E-01	2.80E+02	8.79E-04	
	Am-241	0.00E+00	N/A	U	4.21E-01	2.00E-01	2.10E+00	0.00E+00	
8300X-3-CQ-GSSX-068	Co-60	1.75E-02	N/A	U	1.51E-01	7.27E-02	3.80E+00	4.61E-03	0.0362
	Cs-134	0.00E+00	N/A	U	1.59E-01	1.07E-01	5.70E+00	0.00E+00	
	Cs-137	1.56E-01	3.62E-02		1.15E-01	4.98E-02	1.10E+01	1.42E-02	
	Eu-152	0.00E+00	N/A	U	3.06E-01	1.43E-01	8.70E+00	0.00E+00	
	Eu-154	1.37E-01	N/A	U	4.44E-01	1.95E-01	8.00E+00	1.71E-02	
	Eu-155	8.47E-02	N/A	U	4.40E-01	2.11E-01	2.80E+02	3.03E-04	
	Am-241	0.00E+00	N/A	U	3.55E-01	1.68E-01	2.10E+00	0.00E+00	
8300X-3-CJ-GSSB-071	Co-60	0.00E+00	N/A	U	1.44E-01	5.98E-02	3.80E+00	0.00E+00	0.0334
	Cs-134	0.00E+00	N/A	U	1.82E-01	1.43E-01	5.70E+00	0.00E+00	

Sample ID	Radionuclide	Activity (pCi/g)	Uncertainty (1 sigma)	Qualifier	MDA (pCi/g)	Decision Level (pCi/g)	Interim Screening Level Fraction	Fraction of Screening Level	SOF
	Cs-137	9.56E-02	N/A	U	2.08E-01	9.46E-02	1.10E+01	8.69E-03	
	Eu-152	0.00E+00	N/A	U	3.92E-01	1.85E-01	8.70E+00	0.00E+00	
	Eu-154	1.90E-01	N/A	U	4.51E-01	2.69E-01	8.00E+00	2.38E-02	
	Eu-155	2.63E-01	N/A	U	5.24E-01	2.69E-01	2.80E+02	9.39E-04	
	Am-241	0.00E+00	N/A	U	4.20E-01	1.99E-01	2.10E+00	0.00E+00	
8300X-3-CJ-GSSB-079	Co-60	7.59E-04	N/A	U	1.27E-01	5.67E-02	3.80E+00	2.00E-04	0.0136
	Cs-134	0.00E+00	N/A	U	1.53E-01	9.37E-02	5.70E+00	0.00E+00	
	Cs-137	1.25E-01	3.50E-02		1.18E-01	5.09E-02	1.10E+01	1.14E-02	
	Eu-152	0.00E+00	N/A	U	3.34E-01	1.57E-01	8.70E+00	0.00E+00	
	Eu-154	0.00E+00	N/A	U	3.96E-01	1.69E-01	8.00E+00	0.00E+00	
	Eu-155	5.57E-01	N/A	U	4.68E-01	2.26E-01	2.80E+02	1.99E-03	
	Am-241	0.00E+00	N/A	U	3.55E-01	1.68E-01	2.10E+00	0.00E+00	
8300X-3-CQ-GSSX-081	Co-60	7.04E-04	N/A	U	9.12E-02	3.61E-02	3.80E+00	1.85E-04	0.0230
	Cs-134	0.00E+00	N/A	U	1.69E-01	1.03E-01	5.70E+00	0.00E+00	
	Cs-137	1.11E-01	N/A	U	1.82E-01	8.35E-02	1.10E+01	1.01E-02	
	Eu-152	1.19E-02	N/A	U	3.28E-01	1.55E-01	8.70E+00	1.37E-03	
	Eu-154	8.63E-02	N/A	U	3.84E-01	1.66E-01	8.00E+00	1.08E-02	
	Eu-155	1.52E-01	N/A	U	4.46E-01	2.14E-01	2.80E+02	5.43E-04	
	Am-241	0.00E+00	N/A	U	3.59E-01	1.70E-01	2.10E+00	0.00E+00	

Table B.11 – 8300 Gamma Spectroscopy Results for Judgmental Samples

Sample ID	Radionuclide	Activity (pCi/g)	Uncertainty (1 sigma)	Qualifier	MDA (pCi/g)	Decision Level (pCi/g)	Interim Screening Level Fraction	Fraction of Screening Level	SOF
8300X-3-CI-GSSX-03A	Co-60	1.01E-02	N/A	U	1.69E-01	9.30E-02	3.80E+00	2.66E-03	0.0227
	Cs-134	0.00E+00	N/A	U	1.95E-01	1.48E-01	5.70E+00	0.00E+00	
	Cs-137	2.74E-02	N/A	U	2.20E-01	9.99E-02	1.10E+01	2.49E-03	
	Eu-152	1.50E-01	N/A	U	4.16E-01	1.95E-01	8.70E+00	1.72E-02	
	Eu-154	0.00E+00	N/A	U	4.29E-01	1.79E-01	8.00E+00	0.00E+00	
	Eu-155	9.34E-02	N/A	U	3.83E-01	1.80E-01	2.80E+02	3.34E-04	
	Am-241	0.00E+00	N/A	U	4.59E-01	2.18E-01	2.10E+00	0.00E+00	
8300X-3-CI-GSSX-03D	Co-60	3.55E-02	N/A	U	1.34E-01	7.51E-02	3.80E+00	9.34E-03	0.0218
	Cs-134	0.00E+00	N/A	U	1.70E-01	1.12E-01	5.70E+00	0.00E+00	
	Cs-137	3.87E-02	N/A	U	1.72E-01	7.79E-02	1.10E+01	3.52E-03	
	Eu-152	7.37E-02	N/A	U	3.39E-01	1.59E-01	8.70E+00	8.47E-03	
	Eu-154	0.00E+00	N/A	U	4.58E-01	2.00E-01	8.00E+00	0.00E+00	
	Eu-155	1.36E-01	N/A	U	4.65E-01	2.23E-01	2.80E+02	4.86E-04	
	Am-241	0.00E+00	N/A	U	3.72E-01	1.76E-01	2.10E+00	0.00E+00	
8300X-3-CI-GSSX-09A	Co-60	4.38E-02	N/A	U	1.22E-01	7.48E-02	3.80E+00	1.15E-02	0.0472
	Cs-134	0.00E+00	N/A	U	1.72E-01	1.06E-01	5.70E+00	0.00E+00	
	Cs-137	6.69E-02	N/A	U	1.76E-01	8.00E-02	1.10E+01	6.08E-03	
	Eu-152	6.43E-02	N/A	U	3.24E-01	1.52E-01	8.70E+00	7.39E-03	
	Eu-154	1.69E-01	N/A	U	4.12E-01	1.78E-01	8.00E+00	2.11E-02	
	Eu-155	3.04E-01	N/A	U	4.54E-01	2.26E-01	2.80E+02	1.09E-03	
	Am-241	0.00E+00	N/A	U	3.61E-01	1.71E-01	2.10E+00	0.00E+00	
8300X-3-CI-GSSX-09C	Co-60	0.00E+00	N/A	U	1.39E-01	5.95E-02	3.80E+00	0.00E+00	0.0153
	Cs-134	0.00E+00	N/A	U	1.63E-01	1.07E-01	5.70E+00	0.00E+00	
	Cs-137	1.61E-01	N/A	U	2.02E-01	9.29E-02	1.10E+01	1.46E-02	
	Eu-152	0.00E+00	N/A	U	3.30E-01	1.55E-01	8.70E+00	0.00E+00	

Sample ID	Radionuclide	Activity (pCi/g)	Uncertainty (1 sigma)	Qualifier	MDA (pCi/g)	Decision Level (pCi/g)	Interim Screening Level Fraction	Fraction of Screening Level	SOF
	Eu-154	0.00E+00	N/A	U	3.88E-01	1.66E-01	8.00E+00	0.00E+00	
	Eu-155	1.84E-01	N/A	U	2.86E-01	1.33E-01	2.80E+02	6.57E-04	
	Am-241	0.00E+00	N/A	U	3.76E-01	1.78E-01	2.10E+00	0.00E+00	
8300X-3-CI-GSSX-015	Co-60	1.84E-02	N/A	U	1.18E-01	4.96E-02	3.80E+00	4.84E-03	0.0361
	Cs-134	0.00E+00	N/A	U	1.60E-01	1.00E-01	5.70E+00	0.00E+00	
	Cs-137	1.51E-01	N/A	U	2.11E-01	9.79E-02	1.10E+01	1.37E-02	
	Eu-152	5.51E-02	N/A	U	3.22E-01	1.51E-01	8.70E+00	6.33E-03	
	Eu-154	8.38E-02	N/A	U	3.69E-01	1.58E-01	8.00E+00	1.05E-02	
	Eu-155	2.12E-01	N/A	U	4.56E-01	2.19E-01	2.80E+02	7.57E-04	
	Am-241	0.00E+00	N/A	U	3.72E-01	1.77E-01	2.10E+00	0.00E+00	
8300X-3-CI-GSSX-15A	Co-60	5.33E-02	N/A	U	1.37E-01	6.51E-02	3.80E+00	1.40E-02	0.0607
	Cs-134	0.00E+00	N/A	U	1.35E-01	1.04E-01	5.70E+00	0.00E+00	
	Cs-137	8.44E-02	N/A	U	2.00E-01	9.21E-02	1.10E+01	7.67E-03	
	Eu-152	5.34E-02	N/A	U	3.37E-01	1.59E-01	8.70E+00	6.14E-03	
	Eu-154	0.00E+00	N/A	U	4.59E-01	2.02E-01	8.00E+00	0.00E+00	
	Eu-155	5.00E-02	N/A	U	4.52E-01	2.17E-01	2.80E+02	1.79E-04	
	Am-241	6.87E-02	N/A	U	4.09E-01	1.95E-01	2.10E+00	3.27E-02	
8300X-3-CI-GSSX-017	Co-60	6.92E-02	N/A	U	1.41E-01	6.72E-02	3.80E+00	1.82E-02	0.0432
	Cs-134	0.00E+00	N/A	U	2.13E-01	1.11E-01	5.70E+00	0.00E+00	
	Cs-137	2.62E-01	N/A	U	2.17E-01	1.00E-01	1.10E+01	2.38E-02	
	Eu-152	0.00E+00	N/A	U	3.20E-01	1.50E-01	8.70E+00	0.00E+00	
	Eu-154	1.77E-04	N/A	U	4.03E-01	1.72E-01	8.00E+00	2.21E-05	
	Eu-155	3.23E-01	N/A	U	4.72E-01	2.26E-01	2.80E+02	1.15E-03	
	Am-241	0.00E+00	N/A	U	3.71E-01	1.76E-01	2.10E+00	0.00E+00	
8300X-3-CI-GSSX-019	Co-60	0.00E+00	N/A	U	1.44E-01	5.97E-02	3.80E+00	0.00E+00	0.0299
	Cs-134	0.00E+00	N/A	U	1.67E-01	1.27E-01	5.70E+00	0.00E+00	

Sample ID	Radionuclide	Activity (pCi/g)	Uncertainty (1 sigma)	Qualifier	MDA (pCi/g)	Decision Level (pCi/g)	Interim Screening Level Fraction	Fraction of Screening Level	SOF
	Cs-137	1.86E-01	N/A	U	2.28E-01	1.04E-01	1.10E+01	1.69E-02	
	Eu-152	8.68E-02	N/A	U	4.05E-01	1.90E-01	8.70E+00	9.98E-03	
	Eu-154	1.73E-02	N/A	U	4.94E-01	2.13E-01	8.00E+00	2.16E-03	
	Eu-155	2.40E-01	N/A	U	5.36E-01	2.65E-01	2.80E+02	8.57E-04	
	Am-241	0.00E+00	N/A	U	4.38E-01	2.08E-01	2.10E+00	0.00E+00	
8300X-3-CI-GSSX-26A	Co-60	3.80E-02	N/A	U	1.30E-01	5.58E-02	3.80E+00	1.00E-02	0.0404
	Cs-134	0.00E+00	N/A	U	1.59E-01	1.03E-01	5.70E+00	0.00E+00	
	Cs-137	9.13E-02	3.39E-02		1.25E-01	5.52E-02	1.10E+01	8.30E-03	
	Eu-152	2.92E-02	N/A	U	3.44E-01	1.63E-01	8.70E+00	3.36E-03	
	Eu-154	0.00E+00	N/A	U	3.61E-01	1.55E-01	8.00E+00	0.00E+00	
	Eu-155	3.25E-01	N/A	U	4.30E-01	2.06E-01	2.80E+02	1.16E-03	
	Am-241	3.70E-02	N/A	U	3.65E-01	1.74E-01	2.10E+00	1.76E-02	
8300X-3-CI-GSSX-33A	Co-60	5.70E-02	N/A	U	9.82E-02	6.50E-02	3.80E+00	1.50E-02	0.0263
	Cs-134	0.00E+00	N/A	U	1.61E-01	1.04E-01	5.70E+00	0.00E+00	
	Cs-137	8.96E-02	2.76E-02		9.30E-02	3.89E-02	1.10E+01	8.15E-03	
	Eu-152	1.76E-02	N/A	U	3.22E-01	1.51E-01	8.70E+00	2.02E-03	
	Eu-154	0.00E+00	N/A	U	4.42E-01	1.94E-01	8.00E+00	0.00E+00	
	Eu-155	3.04E-01	N/A	U	4.39E-01	2.22E-01	2.80E+02	1.09E-03	
	Am-241	0.00E+00	N/A	U	3.61E-01	1.71E-01	2.10E+00	0.00E+00	
8300X-3-CI-GSSX-40B	Co-60	0.00E+00	N/A	U	1.24E-01	5.16E-02	3.80E+00	0.00E+00	0.0169
	Cs-134	0.00E+00	N/A	U	1.58E-01	1.12E-01	5.70E+00	0.00E+00	
	Cs-137	1.35E-01	3.56E-02		1.17E-01	5.04E-02	1.10E+01	1.23E-02	
	Eu-152	3.37E-02	N/A	U	3.54E-01	1.67E-01	8.70E+00	3.87E-03	
	Eu-154	0.00E+00	N/A	U	4.46E-01	1.94E-01	8.00E+00	0.00E+00	
	Eu-155	2.14E-01	N/A	U	4.49E-01	2.30E-01	2.80E+02	7.64E-04	
	Am-241	0.00E+00	N/A	U	4.00E-01	1.90E-01	2.10E+00	0.00E+00	

Sample ID	Radionuclide	Activity (pCi/g)	Uncertainty (1 sigma)	Qualifier	MDA (pCi/g)	Decision Level (pCi/g)	Interim Screening Level Fraction	Fraction of Screening Level	SOF
8300X-3-CI-GSSX-42A	Co-60	1.50E-02	N/A	U	1.30E-01	7.25E-02	3.80E+00	3.95E-03	0.0275
	Cs-134	0.00E+00	N/A	U	1.59E-01	1.07E-01	5.70E+00	0.00E+00	
	Cs-137	2.48E-01	4.61E-02		1.41E-01	6.28E-02	1.10E+01	2.25E-02	
	Eu-152	0.00E+00	N/A	U	3.41E-01	1.61E-01	8.70E+00	0.00E+00	
	Eu-154	4.27E-03	N/A	U	4.25E-01	1.85E-01	8.00E+00	5.34E-04	
	Eu-155	1.38E-01	N/A	U	4.53E-01	2.17E-01	2.80E+02	4.93E-04	
	Am-241	0.00E+00	N/A	U	3.71E-01	1.76E-01	2.10E+00	0.00E+00	
8300X-3-CJ-GSSX-043	Co-60	1.19E-02	N/A	U	1.61E-01	7.76E-02	3.80E+00	3.13E-03	0.0499
	Cs-134	0.00E+00	N/A	U	2.04E-01	1.37E-01	5.70E+00	0.00E+00	
	Cs-137	1.51E-01	5.43E-02		2.01E-01	9.06E-02	1.10E+01	1.37E-02	
	Eu-152	1.51E-01	N/A	U	4.39E-01	2.07E-01	8.70E+00	1.74E-02	
	Eu-154	1.17E-01	N/A	U	5.75E-01	2.53E-01	8.00E+00	1.46E-02	
	Eu-155	3.00E-01	N/A	U	6.00E-01	2.88E-01	2.80E+02	1.07E-03	
	Am-241	0.00E+00	N/A	U	4.90E-01	2.33E-01	2.10E+00	0.00E+00	
8300X-3-CJ-GSSX-044	Co-60	5.65E-02	N/A	U	1.50E-01	6.53E-02	3.80E+00	1.49E-02	0.0331
	Cs-134	0.00E+00	N/A	U	1.70E-01	1.05E-01	5.70E+00	0.00E+00	
	Cs-137	1.27E-01	3.11E-02		9.68E-02	4.06E-02	1.10E+01	1.15E-02	
	Eu-152	0.00E+00	N/A	U	3.56E-01	1.68E-01	8.70E+00	0.00E+00	
	Eu-154	5.34E-02	N/A	U	4.51E-01	1.98E-01	8.00E+00	6.68E-03	
	Eu-155	0.00E+00	N/A	U	4.98E-01	2.39E-01	2.80E+02	0.00E+00	
	Am-241	0.00E+00	N/A	U	4.07E-01	1.94E-01	2.10E+00	0.00E+00	
8300X-3-CJ-GSSX-045	Co-60	3.25E-02	N/A	U	1.13E-01	6.71E-02	3.80E+00	8.55E-03	0.0164
	Cs-134	0.00E+00	N/A	U	1.51E-01	9.77E-02	5.70E+00	0.00E+00	
	Cs-137	3.30E-02	2.43E-02		9.88E-02	4.20E-02	1.10E+01	3.00E-03	
	Eu-152	3.32E-02	N/A	U	3.01E-01	1.41E-01	8.70E+00	3.82E-03	
	Eu-154	0.00E+00	N/A	U	3.73E-01	1.60E-01	8.00E+00	0.00E+00	

Sample ID	Radionuclide	Activity (pCi/g)	Uncertainty (1 sigma)	Qualifier	MDA (pCi/g)	Decision Level (pCi/g)	Interim Screening Level Fraction	Fraction of Screening Level	SOF
	Eu-155	2.76E-01	N/A	U	4.38E-01	2.18E-01	2.80E+02	9.86E-04	
	Am-241	0.00E+00	N/A	U	3.43E-01	1.62E-01	2.10E+00	0.00E+00	
8300X-3-CJ-GSSX-046	Co-60	3.20E-02	N/A	U	1.17E-01	4.86E-02	3.80E+00	8.42E-03	0.0424
	Cs-134	0.00E+00	N/A	U	1.64E-01	9.67E-02	5.70E+00	0.00E+00	
	Cs-137	8.05E-02	N/A	U	1.75E-01	7.97E-02	1.10E+01	7.32E-03	
	Eu-152	0.00E+00	N/A	U	2.99E-01	1.40E-01	8.70E+00	0.00E+00	
	Eu-154	3.82E-02	N/A	U	4.11E-01	1.79E-01	8.00E+00	4.78E-03	
	Eu-155	1.77E-01	N/A	U	3.01E-01	1.41E-01	2.80E+02	6.32E-04	
	Am-241	4.47E-02	N/A	U	3.74E-01	1.78E-01	2.10E+00	2.13E-02	
8300X-3-CJ-GSSX-047	Co-60	5.53E-04	N/A	U	1.19E-01	5.85E-02	3.80E+00	1.46E-04	0.0056
	Cs-134	0.00E+00	N/A	U	1.71E-01	1.03E-01	5.70E+00	0.00E+00	
	Cs-137	5.07E-02	N/A	U	1.67E-01	7.52E-02	1.10E+01	4.61E-03	
	Eu-152	0.00E+00	N/A	U	3.07E-01	1.43E-01	8.70E+00	0.00E+00	
	Eu-154	0.00E+00	N/A	U	4.06E-01	1.74E-01	8.00E+00	0.00E+00	
	Eu-155	2.25E-01	N/A	U	4.33E-01	2.18E-01	2.80E+02	8.04E-04	
	Am-241	0.00E+00	N/A	U	3.53E-01	1.67E-01	2.10E+00	0.00E+00	
8300X-3-CJ-GSSX-048	Co-60	1.58E-02	N/A	U	1.10E-01	6.67E-02	3.80E+00	4.16E-03	0.0110
	Cs-134	0.00E+00	N/A	U	1.44E-01	1.10E-01	5.70E+00	0.00E+00	
	Cs-137	3.10E-02	N/A	U	1.63E-01	7.37E-02	1.10E+01	2.82E-03	
	Eu-152	2.71E-02	N/A	U	3.26E-01	1.53E-01	8.70E+00	3.11E-03	
	Eu-154	0.00E+00	N/A	U	4.11E-01	1.78E-01	8.00E+00	0.00E+00	
	Eu-155	2.63E-01	N/A	U	4.32E-01	2.07E-01	2.80E+02	9.39E-04	
	Am-241	0.00E+00	N/A	U	3.66E-01	1.74E-01	2.10E+00	0.00E+00	
8300X-3-CJ-GSSX-049	Co-60	8.30E-02	N/A	U	1.12E-01	7.61E-02	3.80E+00	2.18E-02	0.0304
	Cs-134	0.00E+00	N/A	U	1.63E-01	1.17E-01	5.70E+00	0.00E+00	
	Cs-137	3.62E-02	N/A	U	1.74E-01	7.90E-02	1.10E+01	3.29E-03	

Sample ID	Radionuclide	Activity (pCi/g)	Uncertainty (1 sigma)	Qualifier	MDA (pCi/g)	Decision Level (pCi/g)	Interim Screening Level Fraction	Fraction of Screening Level	SOF
	Eu-152	0.00E+00	N/A	U	2.85E-01	1.32E-01	8.70E+00	0.00E+00	
	Eu-154	3.88E-02	N/A	U	4.36E-01	1.89E-01	8.00E+00	4.85E-03	
	Eu-155	1.30E-01	N/A	U	4.33E-01	2.07E-01	2.80E+02	4.64E-04	
	Am-241	0.00E+00	N/A	U	3.51E-01	1.66E-01	2.10E+00	0.00E+00	
8300X-3-CJ-GSSX-050	Co-60	0.00E+00	N/A	U	1.41E-01	5.90E-02	3.80E+00	0.00E+00	0.0118
	Cs-134	1.93E-02	N/A	U	1.84E-01	1.20E-01	5.70E+00	3.39E-03	
	Cs-137	9.06E-02	N/A	U	1.90E-01	8.60E-02	1.10E+01	8.24E-03	
	Eu-152	0.00E+00	N/A	U	3.16E-01	1.47E-01	8.70E+00	0.00E+00	
	Eu-154	0.00E+00	N/A	U	4.79E-01	2.08E-01	8.00E+00	0.00E+00	
	Eu-155	4.47E-02	N/A	U	4.52E-01	2.16E-01	2.80E+02	1.60E-04	
	Am-241	0.00E+00	N/A	U	4.16E-01	1.98E-01	2.10E+00	0.00E+00	
8300X-3-CJ-GSSX-051	Co-60	2.30E-02	N/A	U	1.19E-01	7.07E-02	3.80E+00	6.05E-03	0.0433
	Cs-134	0.00E+00	N/A	U	1.55E-01	1.10E-01	5.70E+00	0.00E+00	
	Cs-137	7.92E-02	N/A	U	1.67E-01	7.56E-02	1.10E+01	7.20E-03	
	Eu-152	0.00E+00	N/A	U	2.86E-01	1.33E-01	8.70E+00	0.00E+00	
	Eu-154	0.00E+00	N/A	U	3.67E-01	1.55E-01	8.00E+00	0.00E+00	
	Eu-155	0.00E+00	N/A	U	4.27E-01	2.04E-01	2.80E+02	0.00E+00	
	Am-241	6.30E-02	N/A	U	3.83E-01	1.82E-01	2.10E+00	3.00E-02	
8300X-3-CJ-GSSX-052	Co-60	6.73E-02	N/A	U	1.41E-01	8.24E-02	3.80E+00	1.77E-02	0.0306
	Cs-134	0.00E+00	N/A	U	1.83E-01	1.22E-01	5.70E+00	0.00E+00	
	Cs-137	1.28E-01	N/A	U	1.96E-01	8.95E-02	1.10E+01	1.16E-02	
	Eu-152	0.00E+00	N/A	U	3.44E-01	1.62E-01	8.70E+00	0.00E+00	
	Eu-154	0.00E+00	N/A	U	4.22E-01	1.81E-01	8.00E+00	0.00E+00	
	Eu-155	3.46E-01	N/A	U	4.79E-01	2.29E-01	2.80E+02	1.24E-03	
	Am-241	0.00E+00	N/A	U	3.57E-01	1.69E-01	2.10E+00	0.00E+00	
8300X-3-CJ-GSSX-053	Co-60	7.18E-02	N/A	U	1.66E-01	7.16E-02	3.80E+00	1.89E-02	0.0242

Sample ID	Radionuclide	Activity (pCi/g)	Uncertainty (1 sigma)	Qualifier	MDA (pCi/g)	Decision Level (pCi/g)	Interim Screening Level Fraction	Fraction of Screening Level	SOF
	Cs-134	0.00E+00	N/A	U	1.84E-01	1.22E-01	5.70E+00	0.00E+00	
	Cs-137	5.79E-02	N/A	U	1.85E-01	8.36E-02	1.10E+01	5.26E-03	
	Eu-152	0.00E+00	N/A	U	4.02E-01	1.90E-01	8.70E+00	0.00E+00	
	Eu-154	0.00E+00	N/A	U	4.29E-01	1.83E-01	8.00E+00	0.00E+00	
	Eu-155	0.00E+00	N/A	U	5.19E-01	2.49E-01	2.80E+02	0.00E+00	
	Am-241	0.00E+00	N/A	U	4.41E-01	2.10E-01	2.10E+00	0.00E+00	
8300X-3-CJ-GSSX-054	Co-60	5.75E-02	N/A	U	1.10E-01	7.32E-02	3.80E+00	1.51E-02	0.0252
	Cs-134	0.00E+00	N/A	U	1.63E-01	1.13E-01	5.70E+00	0.00E+00	
	Cs-137	9.82E-02	N/A	U	1.89E-01	8.63E-02	1.10E+01	8.93E-03	
	Eu-152	0.00E+00	N/A	U	3.39E-01	1.59E-01	8.70E+00	0.00E+00	
	Eu-154	0.00E+00	N/A	U	4.07E-01	1.75E-01	8.00E+00	0.00E+00	
	Eu-155	3.17E-01	N/A	U	4.76E-01	2.31E-01	2.80E+02	1.13E-03	
	Am-241	0.00E+00	N/A	U	3.93E-01	1.87E-01	2.10E+00	0.00E+00	
8300X-3-CJ-GSSA-055	Co-60	4.21E-02	N/A	U	1.36E-01	5.66E-02	3.80E+00	1.11E-02	0.0486
	Cs-134	0.00E+00	N/A	U	1.89E-01	1.20E-01	5.70E+00	0.00E+00	
	Cs-137	2.29E-01	4.66E-02		1.43E-01	6.28E-02	1.10E+01	2.08E-02	
	Eu-152	4.37E-02	N/A	U	3.77E-01	1.78E-01	8.70E+00	5.02E-03	
	Eu-154	8.87E-02	N/A	U	4.69E-01	2.03E-01	8.00E+00	1.11E-02	
	Eu-155	1.61E-01	N/A	U	5.07E-01	2.49E-01	2.80E+02	5.75E-04	
	Am-241	0.00E+00	N/A	U	4.05E-01	1.92E-01	2.10E+00	0.00E+00	
8300X-3-CJ-GSSX-056	Co-60	4.82E-02	N/A	U	1.41E-01	7.61E-02	3.80E+00	1.27E-02	0.0318
	Cs-134	0.00E+00	N/A	U	1.79E-01	1.16E-01	5.70E+00	0.00E+00	
	Cs-137	3.93E-02	N/A	U	1.68E-01	7.58E-02	1.10E+01	3.57E-03	
	Eu-152	1.33E-01	N/A	U	3.60E-01	1.69E-01	8.70E+00	1.53E-02	
	Eu-154	0.00E+00	N/A	U	5.05E-01	2.23E-01	8.00E+00	0.00E+00	
	Eu-155	6.28E-02	N/A	U	4.79E-01	2.29E-01	2.80E+02	2.24E-04	

Sample ID	Radionuclide	Activity (pCi/g)	Uncertainty (1 sigma)	Qualifier	MDA (pCi/g)	Decision Level (pCi/g)	Interim Screening Level Fraction	Fraction of Screening Level	SOF
	Am-241	0.00E+00	N/A	U	3.95E-01	1.87E-01	2.10E+00	0.00E+00	
8300X-3-CJ-GSSX-057	Co-60	3.87E-02	N/A	U	1.60E-01	6.90E-02	3.80E+00	1.02E-02	0.0152
	Cs-134	0.00E+00	N/A	U	2.07E-01	1.16E-01	5.70E+00	0.00E+00	
	Cs-137	4.59E-02	N/A	U	1.73E-01	7.74E-02	1.10E+01	4.17E-03	
	Eu-152	0.00E+00	N/A	U	3.43E-01	1.61E-01	8.70E+00	0.00E+00	
	Eu-154	0.00E+00	N/A	U	4.76E-01	2.07E-01	8.00E+00	0.00E+00	
	Eu-155	2.49E-01	N/A	U	4.93E-01	2.36E-01	2.80E+02	8.89E-04	
	Am-241	0.00E+00	N/A	U	3.96E-01	1.88E-01	2.10E+00	0.00E+00	
8300X-3-CJ-GSSX-058	Co-60	5.66E-02	N/A	U	1.44E-01	7.26E-02	3.80E+00	1.49E-02	0.0365
	Cs-134	0.00E+00	N/A	U	1.83E-01	1.11E-01	5.70E+00	0.00E+00	
	Cs-137	1.05E-01	N/A	U	1.94E-01	8.81E-02	1.10E+01	9.55E-03	
	Eu-152	1.00E-01	N/A	U	3.79E-01	1.79E-01	8.70E+00	1.15E-02	
	Eu-154	0.00E+00	N/A	U	4.95E-01	2.16E-01	8.00E+00	0.00E+00	
	Eu-155	1.68E-01	N/A	U	4.97E-01	2.38E-01	2.80E+02	6.00E-04	
	Am-241	0.00E+00	N/A	U	4.25E-01	2.02E-01	2.10E+00	0.00E+00	
8300X-3-CJ-GSSX-059	Co-60	0.00E+00	N/A	U	1.49E-01	8.88E-02	3.80E+00	0.00E+00	0.0818
	Cs-134	0.00E+00	N/A	U	1.82E-01	1.24E-01	5.70E+00	0.00E+00	
	Cs-137	0.00E+00	N/A	U	1.80E-01	8.06E-02	1.10E+01	0.00E+00	
	Eu-152	0.00E+00	N/A	U	3.99E-01	1.88E-01	8.70E+00	0.00E+00	
	Eu-154	0.00E+00	N/A	U	4.39E-01	1.87E-01	8.00E+00	0.00E+00	
	Eu-155	2.29E+01	N/A	U	5.79E-01	2.82E-01	2.80E+02	8.18E-02	
	Am-241	0.00E+00	N/A	U	4.49E-01	2.13E-01	2.10E+00	0.00E+00	
8300X-3-CJ-GSSX-060	Co-60	0.00E+00	N/A	U	2.04E-01	9.09E-02	3.80E+00	0.00E+00	0.0150
	Cs-134	0.00E+00	N/A	U	2.72E-01	1.66E-01	5.70E+00	0.00E+00	
	Cs-137	7.03E-02	N/A	U	2.30E-01	1.02E-01	1.10E+01	6.39E-03	
	Eu-152	6.18E-02	N/A	U	4.64E-01	2.16E-01	8.70E+00	7.10E-03	

Sample ID	Radionuclide	Activity (pCi/g)	Uncertainty (1 sigma)	Qualifier	MDA (pCi/g)	Decision Level (pCi/g)	Interim Screening Level Fraction	Fraction of Screening Level	SOF
	Eu-154	0.00E+00	N/A	U	5.66E-01	2.37E-01	8.00E+00	0.00E+00	
	Eu-155	4.23E-01	N/A	U	6.61E-01	3.16E-01	2.80E+02	1.51E-03	
	Am-241	0.00E+00	N/A	U	5.43E-01	2.58E-01	2.10E+00	0.00E+00	
8300X-3-CJ-GSSX-061	Co-60	2.11E-02	N/A	U	1.38E-01	6.32E-02	3.80E+00	5.55E-03	0.0213
	Cs-134	0.00E+00	N/A	U	1.71E-01	1.06E-01	5.70E+00	0.00E+00	
	Cs-137	1.06E-01	N/A	U	1.85E-01	8.41E-02	1.10E+01	9.64E-03	
	Eu-152	5.00E-02	N/A	U	3.54E-01	1.66E-01	8.70E+00	5.75E-03	
	Eu-154	0.00E+00	N/A	U	4.76E-01	2.08E-01	8.00E+00	0.00E+00	
	Eu-155	1.06E-01	N/A	U	3.14E-01	1.47E-01	2.80E+02	3.79E-04	
	Am-241	0.00E+00	N/A	U	4.11E-01	1.96E-01	2.10E+00	0.00E+00	
8300X-3-CJ-GSSX-062	Co-60	0.00E+00	N/A	U	1.48E-01	6.37E-02	3.80E+00	0.00E+00	0.0007
	Cs-134	0.00E+00	N/A	U	1.72E-01	1.16E-01	5.70E+00	0.00E+00	
	Cs-137	0.00E+00	N/A	U	1.71E-01	7.72E-02	1.10E+01	0.00E+00	
	Eu-152	0.00E+00	N/A	U	3.34E-01	1.56E-01	8.70E+00	0.00E+00	
	Eu-154	0.00E+00	N/A	U	4.61E-01	2.00E-01	8.00E+00	0.00E+00	
	Eu-155	2.02E-01	N/A	U	4.74E-01	2.27E-01	2.80E+02	7.21E-04	
	Am-241	0.00E+00	N/A	U	4.00E-01	1.90E-01	2.10E+00	0.00E+00	
8300X-3-CJ-GSSX-063	Co-60	8.00E-02	N/A	U	1.23E-01	9.41E-02	3.80E+00	2.11E-02	0.0527
	Cs-134	0.00E+00	N/A	U	1.78E-01	1.14E-01	5.70E+00	0.00E+00	
	Cs-137	2.49E-01	4.58E-02		1.33E-01	5.78E-02	1.10E+01	2.26E-02	
	Eu-152	0.00E+00	N/A	U	3.65E-01	1.71E-01	8.70E+00	0.00E+00	
	Eu-154	6.50E-02	N/A	U	4.97E-01	2.18E-01	8.00E+00	8.13E-03	
	Eu-155	2.48E-01	N/A	U	5.28E-01	2.54E-01	2.80E+02	8.86E-04	
	Am-241	0.00E+00	N/A	U	4.29E-01	2.04E-01	2.10E+00	0.00E+00	
8300X-3-CJ-GSSX-064	Co-60	0.00E+00	N/A	U	1.77E-01	8.85E-02	3.80E+00	0.00E+00	0.0057
	Cs-134	0.00E+00	N/A	U	2.51E-01	1.60E-01	5.70E+00	0.00E+00	

Sample ID	Radionuclide	Activity (pCi/g)	Uncertainty (1 sigma)	Qualifier	MDA (pCi/g)	Decision Level (pCi/g)	Interim Screening Level Fraction	Fraction of Screening Level	SOF
	Cs-137	6.30E-02	N/A	U	2.80E-01	1.26E-01	1.10E+01	5.73E-03	
	Eu-152	0.00E+00	N/A	U	4.04E-01	1.85E-01	8.70E+00	0.00E+00	
	Eu-154	0.00E+00	N/A	U	5.90E-01	2.44E-01	8.00E+00	0.00E+00	
	Eu-155	0.00E+00	N/A	U	5.86E-01	2.78E-01	2.80E+02	0.00E+00	
	Am-241	0.00E+00	N/A	U	4.99E-01	2.35E-01	2.10E+00	0.00E+00	
8300X-3-CJ-GSSX-065	Co-60	3.02E-02	N/A	U	1.41E-01	7.85E-02	3.80E+00	7.95E-03	0.0352
	Cs-134	0.00E+00	N/A	U	1.84E-01	1.30E-01	5.70E+00	0.00E+00	
	Cs-137	2.60E-01	4.55E-02		1.21E-01	5.07E-02	1.10E+01	2.36E-02	
	Eu-152	0.00E+00	N/A	U	3.91E-01	1.84E-01	8.70E+00	0.00E+00	
	Eu-154	1.77E-02	N/A	U	5.16E-01	2.24E-01	8.00E+00	2.21E-03	
	Eu-155	3.92E-01	N/A	U	5.16E-01	2.47E-01	2.80E+02	1.40E-03	
	Am-241	0.00E+00	N/A	U	4.13E-01	1.96E-01	2.10E+00	0.00E+00	
8300X-3-CJ-GSSX-066	Co-60	0.00E+00	N/A	U	1.46E-01	6.46E-02	3.80E+00	0.00E+00	0.0117
	Cs-134	0.00E+00	N/A	U	1.80E-01	1.18E-01	5.70E+00	0.00E+00	
	Cs-137	1.19E-01	3.78E-02		1.34E-01	5.87E-02	1.10E+01	1.08E-02	
	Eu-152	0.00E+00	N/A	U	3.50E-01	1.65E-01	8.70E+00	0.00E+00	
	Eu-154	0.00E+00	N/A	U	4.16E-01	1.79E-01	8.00E+00	0.00E+00	
	Eu-155	2.34E-01	N/A	U	4.56E-01	2.18E-01	2.80E+02	8.36E-04	
	Am-241	0.00E+00	N/A	U	3.93E-01	1.87E-01	2.10E+00	0.00E+00	
8300X-3-CJ-GSSX-067	Co-60	5.06E-02	N/A	U	1.52E-01	6.80E-02	3.80E+00	1.33E-02	0.0183
	Cs-134	0.00E+00	N/A	U	1.92E-01	1.15E-01	5.70E+00	0.00E+00	
	Cs-137	8.73E-03	N/A	U	1.58E-01	7.11E-02	1.10E+01	7.94E-04	
	Eu-152	2.90E-02	N/A	U	3.39E-01	1.59E-01	8.70E+00	3.33E-03	
	Eu-154	0.00E+00	N/A	U	5.25E-01	2.34E-01	8.00E+00	0.00E+00	
	Eu-155	2.40E-01	N/A	U	4.77E-01	2.29E-01	2.80E+02	8.57E-04	
	Am-241	0.00E+00	N/A	U	3.71E-01	1.76E-01	2.10E+00	0.00E+00	

Sample ID	Radionuclide	Activity (pCi/g)	Uncertainty (1 sigma)	Qualifier	MDA (pCi/g)	Decision Level (pCi/g)	Interim Screening Level Fraction	Fraction of Screening Level	SOF
8300X-3-CJ-GSSX-068	Co-60	0.00E+00	N/A	U	1.24E-01	6.27E-02	3.80E+00	0.00E+00	0.0225
	Cs-134	0.00E+00	N/A	U	1.86E-01	1.08E-01	5.70E+00	0.00E+00	
	Cs-137	1.07E-01	3.41E-02		1.20E-01	5.25E-02	1.10E+01	9.73E-03	
	Eu-152	4.19E-02	N/A	U	3.24E-01	1.52E-01	8.70E+00	4.82E-03	
	Eu-154	5.64E-02	N/A	U	3.46E-01	1.46E-01	8.00E+00	7.05E-03	
	Eu-155	2.62E-01	N/A	U	4.64E-01	2.23E-01	2.80E+02	9.36E-04	
	Am-241	0.00E+00	N/A	U	3.73E-01	1.77E-01	2.10E+00	0.00E+00	
8300X-3-CJ-GSSX-069	Co-60	1.72E-02	N/A	U	1.09E-01	4.57E-02	3.80E+00	4.53E-03	0.0128
	Cs-134	0.00E+00	N/A	U	1.48E-01	9.77E-02	5.70E+00	0.00E+00	
	Cs-137	8.31E-02	N/A	U	1.41E-01	6.28E-02	1.10E+01	7.55E-03	
	Eu-152	0.00E+00	N/A	U	3.06E-01	1.44E-01	8.70E+00	0.00E+00	
	Eu-154	0.00E+00	N/A	U	3.83E-01	1.65E-01	8.00E+00	0.00E+00	
	Eu-155	1.91E-01	N/A	U	4.10E-01	1.96E-01	2.80E+02	6.82E-04	
	Am-241	0.00E+00	N/A	U	3.47E-01	1.65E-01	2.10E+00	0.00E+00	
8300X-3-CJ-GSSX-070	Co-60	4.43E-03	N/A	U	1.31E-01	5.55E-02	3.80E+00	1.17E-03	0.0589
	Cs-134	0.00E+00	N/A	U	1.83E-01	1.15E-01	5.70E+00	0.00E+00	
	Cs-137	3.27E-01	N/A	U	2.55E-01	1.19E-01	1.10E+01	2.97E-02	
	Eu-152	0.00E+00	N/A	U	3.36E-01	1.58E-01	8.70E+00	0.00E+00	
	Eu-154	2.14E-01	N/A	U	5.01E-01	2.22E-01	8.00E+00	2.68E-02	
	Eu-155	3.62E-01	N/A	U	4.57E-01	2.42E-01	2.80E+02	1.29E-03	
	Am-241	0.00E+00	N/A	U	3.98E-01	1.90E-01	2.10E+00	0.00E+00	
8300X-3-CJ-GSSA-071	Co-60	1.11E-02	N/A	U	1.40E-01	5.94E-02	3.80E+00	2.92E-03	0.0100
	Cs-134	0.00E+00	N/A	U	1.86E-01	1.33E-01	5.70E+00	0.00E+00	
	Cs-137	5.49E-02	3.08E-02		1.21E-01	5.13E-02	1.10E+01	4.99E-03	
	Eu-152	0.00E+00	N/A	U	3.83E-01	1.80E-01	8.70E+00	0.00E+00	
	Eu-154	1.04E-02	N/A	U	5.03E-01	2.20E-01	8.00E+00	1.30E-03	

Sample ID	Radionuclide	Activity (pCi/g)	Uncertainty (1 sigma)	Qualifier	MDA (pCi/g)	Decision Level (pCi/g)	Interim Screening Level Fraction	Fraction of Screening Level	SOF
	Eu-155	2.11E-01	N/A	U	5.34E-01	2.57E-01	2.80E+02	7.54E-04	
	Am-241	0.00E+00	N/A	U	4.10E-01	1.95E-01	2.10E+00	0.00E+00	
8300X-3-CJ-GSSX-072	Co-60	7.69E-02	N/A	U	1.41E-01	6.76E-02	3.80E+00	2.02E-02	0.0546
	Cs-134	0.00E+00	N/A	U	1.75E-01	1.04E-01	5.70E+00	0.00E+00	
	Cs-137	2.01E-01	3.66E-02		1.01E-01	4.27E-02	1.10E+01	1.83E-02	
	Eu-152	1.16E-01	N/A	U	3.40E-01	1.60E-01	8.70E+00	1.33E-02	
	Eu-154	7.78E-04	N/A	U	3.83E-01	1.65E-01	8.00E+00	9.73E-05	
	Eu-155	2.07E-01	N/A	U	4.71E-01	2.26E-01	2.80E+02	7.39E-04	
	Am-241	3.97E-03	N/A	U	4.03E-01	1.92E-01	2.10E+00	1.89E-03	
8300X-3-CJ-GSSX-073	Co-60	4.09E-02	N/A	U	1.27E-01	5.14E-02	3.80E+00	1.08E-02	0.0137
	Cs-134	0.00E+00	N/A	U	1.80E-01	1.19E-01	5.70E+00	0.00E+00	
	Cs-137	1.27E-02	N/A	U	1.55E-01	6.84E-02	1.10E+01	1.15E-03	
	Eu-152	0.00E+00	N/A	U	3.44E-01	1.61E-01	8.70E+00	0.00E+00	
	Eu-154	5.16E-03	N/A	U	4.70E-01	2.02E-01	8.00E+00	6.45E-04	
	Eu-155	3.15E-01	N/A	U	5.16E-01	2.47E-01	2.80E+02	1.13E-03	
	Am-241	0.00E+00	N/A	U	4.08E-01	1.94E-01	2.10E+00	0.00E+00	
8300X-3-CJ-GSSX-074	Co-60	0.00E+00	N/A	U	1.35E-01	6.43E-02	3.80E+00	0.00E+00	0.0088
	Cs-134	0.00E+00	N/A	U	1.54E-01	1.04E-01	5.70E+00	0.00E+00	
	Cs-137	1.32E-02	N/A	U	1.57E-01	7.09E-02	1.10E+01	1.20E-03	
	Eu-152	0.00E+00	N/A	U	3.23E-01	1.51E-01	8.70E+00	0.00E+00	
	Eu-154	5.03E-02	N/A	U	3.95E-01	1.70E-01	8.00E+00	6.29E-03	
	Eu-155	3.68E-01	N/A	U	4.68E-01	2.25E-01	2.80E+02	1.31E-03	
	Am-241	0.00E+00	N/A	U	3.79E-01	1.80E-01	2.10E+00	0.00E+00	
8300X-3-CJ-GSSX-075	Co-60	1.81E-02	N/A	U	1.33E-01	6.42E-02	3.80E+00	4.76E-03	0.0216
	Cs-134	0.00E+00	N/A	U	1.71E-01	1.09E-01	5.70E+00	0.00E+00	
	Cs-137	1.78E-01	N/A	U	2.19E-01	1.01E-01	1.10E+01	1.62E-02	

Sample ID	Radionuclide	Activity (pCi/g)	Uncertainty (1 sigma)	Qualifier	MDA (pCi/g)	Decision Level (pCi/g)	Interim Screening Level Fraction	Fraction of Screening Level	SOF
	Eu-152	0.00E+00	N/A	U	3.40E-01	1.60E-01	8.70E+00	0.00E+00	
	Eu-154	0.00E+00	N/A	U	4.22E-01	1.82E-01	8.00E+00	0.00E+00	
	Eu-155	1.72E-01	N/A	U	4.70E-01	2.25E-01	2.80E+02	6.14E-04	
	Am-241	0.00E+00	N/A	U	3.67E-01	1.73E-01	2.10E+00	0.00E+00	
8300X-3-CJ-GSSX-076	Co-60	4.69E-02	N/A	U	1.60E-01	7.08E-02	3.80E+00	1.23E-02	0.0472
	Cs-134	0.00E+00	N/A	U	1.66E-01	1.03E-01	5.70E+00	0.00E+00	
	Cs-137	5.53E-02	N/A	U	2.01E-01	9.20E-02	1.10E+01	5.03E-03	
	Eu-152	6.16E-02	N/A	U	3.58E-01	1.68E-01	8.70E+00	7.08E-03	
	Eu-154	0.00E+00	N/A	U	3.94E-01	1.67E-01	8.00E+00	0.00E+00	
	Eu-155	1.38E-02	N/A	U	4.66E-01	2.23E-01	2.80E+02	4.93E-05	
	Am-241	4.76E-02	N/A	U	3.93E-01	1.87E-01	2.10E+00	2.27E-02	
8300X-3-CJ-GSSX-077	Co-60	3.48E-02	N/A	U	1.18E-01	7.78E-02	3.80E+00	9.16E-03	0.0474
	Cs-134	0.00E+00	N/A	U	1.75E-01	1.10E-01	5.70E+00	0.00E+00	
	Cs-137	0.00E+00	N/A	U	1.67E-01	7.55E-02	1.10E+01	0.00E+00	
	Eu-152	0.00E+00	N/A	U	3.44E-01	1.62E-01	8.70E+00	0.00E+00	
	Eu-154	2.99E-01	N/A	U	4.51E-01	1.97E-01	8.00E+00	3.74E-02	
	Eu-155	2.42E-01	N/A	U	2.74E-01	1.27E-01	2.80E+02	8.64E-04	
	Am-241	0.00E+00	N/A	U	3.52E-01	1.66E-01	2.10E+00	0.00E+00	
8300X-3-CJ-GSSX-078	Co-60	3.72E-02	N/A	U	1.28E-01	7.46E-02	3.80E+00	9.79E-03	0.0293
	Cs-134	0.00E+00	N/A	U	1.80E-01	1.07E-01	5.70E+00	0.00E+00	
	Cs-137	6.57E-02	N/A	U	1.59E-01	7.09E-02	1.10E+01	5.97E-03	
	Eu-152	1.12E-01	N/A	U	3.52E-01	1.66E-01	8.70E+00	1.29E-02	
	Eu-154	0.00E+00	N/A	U	3.56E-01	1.48E-01	8.00E+00	0.00E+00	
	Eu-155	1.74E-01	N/A	U	4.64E-01	2.22E-01	2.80E+02	6.21E-04	
	Am-241	0.00E+00	N/A	U	4.01E-01	1.90E-01	2.10E+00	0.00E+00	
8300X-3-CJ-GSSA-079	Co-60	5.23E-02	N/A	U	1.10E-01	7.59E-02	3.80E+00	1.38E-02	0.0242

Sample ID	Radionuclide	Activity (pCi/g)	Uncertainty (1 sigma)	Qualifier	MDA (pCi/g)	Decision Level (pCi/g)	Interim Screening Level Fraction	Fraction of Screening Level	SOF
	Cs-134	0.00E+00	N/A	U	1.87E-01	1.14E-01	5.70E+00	0.00E+00	
	Cs-137	8.85E-02	3.21E-02		1.15E-01	4.91E-02	1.10E+01	8.05E-03	
	Eu-152	9.27E-03	N/A	U	3.57E-01	1.68E-01	8.70E+00	1.07E-03	
	Eu-154	0.00E+00	N/A	U	4.09E-01	1.74E-01	8.00E+00	0.00E+00	
	Eu-155	3.84E-01	N/A	U	5.02E-01	2.41E-01	2.80E+02	1.37E-03	
	Am-241	0.00E+00	N/A	U	3.91E-01	1.85E-01	2.10E+00	0.00E+00	
8300X-3-CJ-GSSX-080	Co-60	3.75E-02	N/A	U	1.14E-01	4.67E-02	3.80E+00	9.87E-03	0.0617
	Cs-134	0.00E+00	N/A	U	2.09E-01	1.07E-01	5.70E+00	0.00E+00	
	Cs-137	1.07E-01	3.47E-02		1.23E-01	5.33E-02	1.10E+01	9.73E-03	
	Eu-152	0.00E+00	N/A	U	3.47E-01	1.64E-01	8.70E+00	0.00E+00	
	Eu-154	1.81E-01	N/A	U	4.25E-01	1.84E-01	8.00E+00	2.26E-02	
	Eu-155	8.22E-02	N/A	U	4.64E-01	2.23E-01	2.80E+02	2.94E-04	
	Am-241	4.03E-02	N/A	U	3.90E-01	1.86E-01	2.10E+00	1.92E-02	
8300X-3-CJ-GSSX-081	Co-60	0.00E+00	N/A	U	1.03E-01	7.04E-02	3.80E+00	0.00E+00	0.0097
	Cs-134	0.00E+00	N/A	U	1.52E-01	1.06E-01	5.70E+00	0.00E+00	
	Cs-137	9.18E-02	3.06E-02		1.08E-01	4.69E-02	1.10E+01	8.35E-03	
	Eu-152	4.62E-03	N/A	U	3.44E-01	1.63E-01	8.70E+00	5.31E-04	
	Eu-154	0.00E+00	N/A	U	4.00E-01	1.74E-01	8.00E+00	0.00E+00	
	Eu-155	2.37E-01	N/A	U	4.19E-01	2.31E-01	2.80E+02	8.46E-04	
	Am-241	0.00E+00	N/A	U	3.73E-01	1.77E-01	2.10E+00	0.00E+00	

Table B.12 – 8300 Summary Statistics

Combined					
Radionuclide	Min (pCi/g)	Max (pCi/g)	Mean (pCi/g)	Median (pCi/g)	SD (pCi/g)
Co-60	0.00E+00	2.62E-01	2.89E-02	2.04E-02	3.40E-02
Cs-134	0.00E+00	2.96E-02	6.11E-04	0.00E+00	3.71E-03
Cs-137	0.00E+00	3.27E-01	1.07E-01	9.56E-02	6.72E-02
Eu-152	0.00E+00	1.51E-01	2.49E-02	0.00E+00	3.97E-02
Eu-154	0.00E+00	2.99E-01	3.36E-02	0.00E+00	5.91E-02
Eu-155	0.00E+00	2.29E+01	4.37E-01	2.14E-01	2.24E+00
Am-241	0.00E+00	1.44E-01	6.19E-03	0.00E+00	2.13E-02
Random					
Radionuclide	Min (pCi/g)	Max (pCi/g)	Mean (pCi/g)	Median (pCi/g)	SD (pCi/g)
Co-60	0.00E+00	2.62E-01	3.17E-02	1.90E-02	4.43E-02
Cs-134	0.00E+00	2.96E-02	1.04E-03	0.00E+00	5.00E-03
Cs-137	0.00E+00	2.64E-01	1.10E-01	1.00E-01	5.77E-02
Eu-152	0.00E+00	1.18E-01	2.15E-02	0.00E+00	3.64E-02
Eu-154	0.00E+00	2.20E-01	3.38E-02	0.00E+00	5.21E-02
Eu-155	2.39E-02	5.12E-01	2.20E-01	2.07E-01	1.07E-01
Am-241	0.00E+00	1.44E-01	7.91E-03	0.00E+00	2.78E-02
Judgmental					
Radionuclide	Min (pCi/g)	Max (pCi/g)	Mean (pCi/g)	Median (pCi/g)	SD (pCi/g)
Co-60	0.00E+00	8.30E-02	3.01E-02	3.20E-02	2.54E-02
Cs-134	0.00E+00	1.93E-02	3.78E-04	0.00E+00	2.70E-03
Cs-137	0.00E+00	3.27E-01	1.02E-01	8.85E-02	7.71E-02
Eu-152	0.00E+00	1.51E-01	3.02E-02	0.00E+00	4.35E-02
Eu-154	0.00E+00	2.99E-01	2.96E-02	0.00E+00	6.28E-02
Eu-155	0.00E+00	2.29E+01	6.51E-01	2.14E-01	3.18E+00
Am-241	0.00E+00	6.87E-02	5.99E-03	0.00E+00	1.68E-02

Total Number of Samples	
Random	42
Judgmental	51
QC	10

Random	
SOF >0.5	0
Maximum SOF	0.0980
Minimum SOF	0.0042

Judgmental	
SOF >0.5	0
Maximum SOF	0.0818
Minimum SOF	0.0007

Figure B.7 – Survey Unit 8400 Random Sample Locations



Figure B.8 – Survey Unit 8400 Judgmental Sample and Scan Locations



Table B.13 – 8400 Gamma Spectroscopy Results for Random Samples

Sample ID	Radionuclide	Activity (pCi/g)	Uncertainty (1 sigma)	Qualifier	MDA (pCi/g)	Decision Level (pCi/g)	Interim Screening Level Fraction	Fraction of Screening Level	SOF
8400X-2-CR-GSSX-001	Co-60	2.67E-02	N/A	U	1.10E-01	5.51E-02	3.80E+00	7.03E-03	0.0291
	Cs-134	0.00E+00	N/A	U	1.34E-01	9.76E-02	5.70E+00	0.00E+00	
	Cs-137	5.97E-02	N/A	U	1.26E-01	5.61E-02	1.10E+01	5.43E-03	
	Eu-152	1.37E-01	N/A	U	3.34E-01	1.58E-01	8.70E+00	1.57E-02	
	Eu-154	0.00E+00	N/A	U	3.61E-01	1.57E-01	8.00E+00	0.00E+00	
	Eu-155	2.44E-01	N/A	U	4.32E-01	2.08E-01	2.80E+02	8.71E-04	
	Am-241	0.00E+00	N/A	U	3.54E-01	1.69E-01	2.10E+00	0.00E+00	
8400X-2-CR-GSSA-002	Co-60	1.18E-03	N/A	U	9.91E-02	5.18E-02	3.80E+00	3.11E-04	0.0003
	Cs-134	0.00E+00	N/A	U	1.32E-01	1.14E-01	5.70E+00	0.00E+00	
	Cs-137	0.00E+00	N/A	U	1.05E-01	4.66E-02	1.10E+01	0.00E+00	
	Eu-152	0.00E+00	N/A	U	3.11E-01	1.47E-01	8.70E+00	0.00E+00	
	Eu-154	0.00E+00	N/A	U	2.91E-01	1.25E-01	8.00E+00	0.00E+00	
	Eu-155	0.00E+00	N/A	U	4.09E-01	1.96E-01	2.80E+02	0.00E+00	
	Am-241	0.00E+00	N/A	U	3.54E-01	1.68E-01	2.10E+00	0.00E+00	
8400X-2-CR-GSSX-003	Co-60	2.72E-02	N/A	U	1.45E-01	6.19E-02	3.80E+00	7.16E-03	0.0216
	Cs-134	0.00E+00	N/A	U	1.75E-01	1.07E-01	5.70E+00	0.00E+00	
	Cs-137	1.37E-01	N/A	U	1.85E-01	8.43E-02	1.10E+01	1.25E-02	
	Eu-152	0.00E+00	N/A	U	3.46E-01	1.63E-01	8.70E+00	0.00E+00	
	Eu-154	1.13E-02	N/A	U	4.22E-01	1.82E-01	8.00E+00	1.41E-03	
	Eu-155	1.59E-01	N/A	U	4.70E-01	2.25E-01	2.80E+02	5.68E-04	
	Am-241	0.00E+00	N/A	U	3.83E-01	1.82E-01	2.10E+00	0.00E+00	
8400X-2-CR-GSSX-004	Co-60	1.06E-02	N/A	U	1.35E-01	5.71E-02	3.80E+00	2.79E-03	0.0416
	Cs-134	0.00E+00	N/A	U	1.60E-01	9.89E-02	5.70E+00	0.00E+00	
	Cs-137	2.49E-01	4.70E-02		1.44E-01	6.42E-02	1.10E+01	2.26E-02	

Sample ID	Radionuclide	Activity (pCi/g)	Uncertainty (1 sigma)	Qualifier	MDA (pCi/g)	Decision Level (pCi/g)	Interim Screening Level Fraction	Fraction of Screening Level	SOF
	Eu-152	2.89E-03	N/A	U	3.53E-01	1.67E-01	8.70E+00	3.32E-04	
	Eu-154	0.00E+00	N/A	U	5.06E-01	2.25E-01	8.00E+00	0.00E+00	
	Eu-155	1.52E-01	N/A	U	4.94E-01	2.38E-01	2.80E+02	5.43E-04	
	Am-241	3.22E-02	N/A	U	4.04E-01	1.93E-01	2.10E+00	1.53E-02	
8400X-2-CR-GSSX-005	Co-60	2.95E-02	N/A	U	9.76E-02	6.24E-02	3.80E+00	7.76E-03	0.0152
	Cs-134	0.00E+00	N/A	U	1.79E-01	1.29E-01	5.70E+00	0.00E+00	
	Cs-137	6.91E-02	N/A	U	1.73E-01	7.83E-02	1.10E+01	6.28E-03	
	Eu-152	0.00E+00	N/A	U	3.39E-01	1.60E-01	8.70E+00	0.00E+00	
	Eu-154	0.00E+00	N/A	U	4.46E-01	1.95E-01	8.00E+00	0.00E+00	
	Eu-155	3.20E-01	N/A	U	4.84E-01	2.37E-01	2.80E+02	1.14E-03	
	Am-241	0.00E+00	N/A	U	4.06E-01	1.93E-01	2.10E+00	0.00E+00	
8400X-2-CR-GSSX-006	Co-60	1.07E-02	N/A	U	1.12E-01	7.67E-02	3.80E+00	2.82E-03	0.0457
	Cs-134	0.00E+00	N/A	U	1.59E-01	1.15E-01	5.70E+00	0.00E+00	
	Cs-137	1.03E-01	3.08E-02		1.02E-01	4.24E-02	1.10E+01	9.36E-03	
	Eu-152	1.04E-01	N/A	U	4.01E-01	1.89E-01	8.70E+00	1.20E-02	
	Eu-154	1.59E-01	N/A	U	4.35E-01	1.87E-01	8.00E+00	1.99E-02	
	Eu-155	4.87E-01	N/A	U	5.20E-01	2.58E-01	2.80E+02	1.74E-03	
	Am-241	0.00E+00	N/A	U	4.05E-01	1.92E-01	2.10E+00	0.00E+00	
8400X-2-CR-GSSA-007	Co-60	3.60E-02	N/A	U	1.33E-01	5.50E-02	3.80E+00	9.47E-03	0.0108
	Cs-134	0.00E+00	N/A	U	1.92E-01	1.19E-01	5.70E+00	0.00E+00	
	Cs-137	9.05E-03	N/A	U	1.58E-01	6.99E-02	1.10E+01	8.23E-04	
	Eu-152	0.00E+00	N/A	U	3.43E-01	1.61E-01	8.70E+00	0.00E+00	
	Eu-154	0.00E+00	N/A	U	4.21E-01	1.79E-01	8.00E+00	0.00E+00	
	Eu-155	1.49E-01	N/A	U	4.91E-01	2.35E-01	2.80E+02	5.32E-04	
	Am-241	0.00E+00	N/A	U	3.97E-01	1.88E-01	2.10E+00	0.00E+00	
8400X-2-CR-GSSX-008	Co-60	2.29E-02	N/A	U	7.77E-02	3.75E-02	3.80E+00	6.03E-03	0.0180

Sample ID	Radionuclide	Activity (pCi/g)	Uncertainty (1 sigma)	Qualifier	MDA (pCi/g)	Decision Level (pCi/g)	Interim Screening Level Fraction	Fraction of Screening Level	SOF
	Cs-134	0.00E+00	N/A	U	9.02E-02	1.06E-01	5.70E+00	0.00E+00	
	Cs-137	3.53E-02	N/A	U	1.00E-01	4.47E-02	1.10E+01	3.21E-03	
	Eu-152	1.80E-02	N/A	U	3.04E-01	1.44E-01	8.70E+00	2.07E-03	
	Eu-154	5.34E-02	N/A	U	2.61E-01	1.12E-01	8.00E+00	6.68E-03	
	Eu-155	0.00E+00	N/A	U	3.59E-01	1.72E-01	2.80E+02	0.00E+00	
	Am-241	0.00E+00	N/A	U	2.97E-01	1.41E-01	2.10E+00	0.00E+00	
8400X-2-CR-GSSX-009	Co-60	1.89E-02	N/A	U	1.00E-01	4.32E-02	3.80E+00	4.97E-03	0.0460
	Cs-134	9.04E-02	N/A	U	1.31E-01	7.03E-02	5.70E+00	1.59E-02	
	Cs-137	5.28E-02	N/A	U	1.19E-01	5.38E-02	1.10E+01	4.80E-03	
	Eu-152	8.80E-02	N/A	U	3.00E-01	1.42E-01	8.70E+00	1.01E-02	
	Eu-154	0.00E+00	N/A	U	3.79E-01	1.70E-01	8.00E+00	0.00E+00	
	Eu-155	1.16E-01	N/A	U	3.68E-01	1.76E-01	2.80E+02	4.14E-04	
	Am-241	2.07E-02	N/A	U	3.67E-01	1.75E-01	2.10E+00	9.86E-03	
8400X-2-CR-GSSX-010	Co-60	0.00E+00	N/A	U	1.15E-01	4.74E-02	3.80E+00	0.00E+00	0.0106
	Cs-134	0.00E+00	N/A	U	1.49E-01	1.15E-01	5.70E+00	0.00E+00	
	Cs-137	1.26E-02	N/A	U	1.71E-01	7.75E-02	1.10E+01	1.15E-03	
	Eu-152	7.42E-02	N/A	U	3.36E-01	1.58E-01	8.70E+00	8.53E-03	
	Eu-154	0.00E+00	N/A	U	3.93E-01	1.69E-01	8.00E+00	0.00E+00	
	Eu-155	2.46E-01	N/A	U	4.63E-01	2.30E-01	2.80E+02	8.79E-04	
	Am-241	0.00E+00	N/A	U	3.88E-01	1.85E-01	2.10E+00	0.00E+00	
8400X-2-CR-GSSX-011	Co-60	4.42E-02	N/A	U	1.32E-01	5.64E-02	3.80E+00	1.16E-02	0.0187
	Cs-134	0.00E+00	N/A	U	1.60E-01	1.28E-01	5.70E+00	0.00E+00	
	Cs-137	7.77E-02	N/A	U	1.62E-01	7.26E-02	1.10E+01	7.06E-03	
	Eu-152	0.00E+00	N/A	U	3.35E-01	1.57E-01	8.70E+00	0.00E+00	
	Eu-154	0.00E+00	N/A	U	4.15E-01	1.78E-01	8.00E+00	0.00E+00	
	Eu-155	0.00E+00	N/A	U	4.74E-01	2.27E-01	2.80E+02	0.00E+00	

Sample ID	Radionuclide	Activity (pCi/g)	Uncertainty (1 sigma)	Qualifier	MDA (pCi/g)	Decision Level (pCi/g)	Interim Screening Level Fraction	Fraction of Screening Level	SOF
	Am-241	0.00E+00	N/A	U	4.10E-01	1.95E-01	2.10E+00	0.00E+00	
8400X-2-CR-GSSX-012	Co-60	2.76E-02	N/A	U	1.21E-01	6.50E-02	3.80E+00	7.26E-03	0.0458
	Cs-134	0.00E+00	N/A	U	1.48E-01	1.07E-01	5.70E+00	0.00E+00	
	Cs-137	0.00E+00	N/A	U	1.31E-01	5.83E-02	1.10E+01	0.00E+00	
	Eu-152	7.44E-02	N/A	U	3.45E-01	1.63E-01	8.70E+00	8.55E-03	
	Eu-154	1.29E-01	N/A	U	4.37E-01	1.94E-01	8.00E+00	1.61E-02	
	Eu-155	2.32E-01	N/A	U	4.56E-01	2.19E-01	2.80E+02	8.29E-04	
	Am-241	2.74E-02	N/A	U	4.25E-01	2.03E-01	2.10E+00	1.30E-02	
8400X-2-CR-GSSX-013	Co-60	4.99E-04	N/A	U	1.37E-01	5.87E-02	3.80E+00	1.31E-04	0.0211
	Cs-134	0.00E+00	N/A	U	1.59E-01	9.75E-02	5.70E+00	0.00E+00	
	Cs-137	0.00E+00	N/A	U	1.58E-01	7.17E-02	1.10E+01	0.00E+00	
	Eu-152	0.00E+00	N/A	U	2.99E-01	1.40E-01	8.70E+00	0.00E+00	
	Eu-154	1.62E-01	N/A	U	4.68E-01	2.07E-01	8.00E+00	2.03E-02	
	Eu-155	2.05E-01	N/A	U	4.50E-01	2.16E-01	2.80E+02	7.32E-04	
	Am-241	0.00E+00	N/A	U	3.61E-01	1.71E-01	2.10E+00	0.00E+00	
8400X-2-CR-GSSX-014	Co-60	3.63E-02	N/A	U	9.59E-02	4.09E-02	3.80E+00	9.55E-03	0.0334
	Cs-134	0.00E+00	N/A	U	1.15E-01	9.78E-02	5.70E+00	0.00E+00	
	Cs-137	0.00E+00	N/A	U	1.12E-01	5.05E-02	1.10E+01	0.00E+00	
	Eu-152	0.00E+00	N/A	U	2.76E-01	1.30E-01	8.70E+00	0.00E+00	
	Eu-154	2.92E-02	N/A	U	2.94E-01	1.27E-01	8.00E+00	3.65E-03	
	Eu-155	7.69E-02	N/A	U	3.78E-01	1.82E-01	2.80E+02	2.75E-04	
	Am-241	4.19E-02	N/A	U	3.57E-01	1.71E-01	2.10E+00	2.00E-02	
8400X-2-CR-GSSX-015	Co-60	3.44E-02	N/A	U	1.44E-01	6.84E-02	3.80E+00	9.05E-03	0.0288
	Cs-134	0.00E+00	N/A	U	1.78E-01	1.17E-01	5.70E+00	0.00E+00	
	Cs-137	1.56E-02	2.33E-02		1.02E-01	4.26E-02	1.10E+01	1.42E-03	
	Eu-152	7.74E-02	N/A	U	3.55E-01	1.67E-01	8.70E+00	8.90E-03	



Sample ID	Radionuclide	Activity (pCi/g)	Uncertainty (1 sigma)	Qualifier	MDA (pCi/g)	Decision Level (pCi/g)	Interim Screening Level Fraction	Fraction of Screening Level	SOF
	Eu-154	6.75E-02	N/A	U	4.51E-01	4.03E-01	8.00E+00	8.44E-03	
	Eu-155	2.68E-01	N/A	U	3.35E-01	1.57E-01	2.80E+02	9.57E-04	
	Am-241	0.00E+00	N/A	U	4.08E-01	1.94E-01	2.10E+00	0.00E+00	

Table B.14 – 8400 Gamma Spectroscopy Results for QC Samples

Sample ID	Radionuclide	Activity (pCi/g)	Uncertainty (1 sigma)	Qualifier	MDA (pCi/g)	Decision Level (pCi/g)	Interim Screening Level Fraction	Fraction of Screening Level	SOF
8400X-2-CR-GSSB-002	Co-60	1.77E-02	N/A	U	8.96E-02	4.32E-02	3.80E+00	4.66E-03	0.0092
	Cs-134	0.00E+00	N/A	U	1.16E-01	1.05E-01	5.70E+00	0.00E+00	
	Cs-137	4.79E-02	N/A	U	1.21E-01	5.45E-02	1.10E+01	4.35E-03	
	Eu-152	0.00E+00	N/A	U	2.97E-01	1.41E-01	8.70E+00	0.00E+00	
	Eu-154	0.00E+00	N/A	U	2.95E-01	1.27E-01	8.00E+00	0.00E+00	
	Eu-155	6.53E-02	N/A	U	4.04E-01	1.94E-01	2.80E+02	2.33E-04	
	Am-241	0.00E+00	N/A	U	3.60E-01	1.72E-01	2.10E+00	0.00E+00	
8400X-2-CQ-GSSX-003	Co-60	0.00E+00	N/A	U	9.71E-02	6.36E-02	3.80E+00	0.00E+00	0.0095
	Cs-134	0.00E+00	N/A	U	1.80E-01	1.04E-01	5.70E+00	0.00E+00	
	Cs-137	4.38E-02	3.30E-02		1.34E-01	5.90E-02	1.10E+01	3.98E-03	
	Eu-152	4.05E-02	N/A	U	3.53E-01	1.67E-01	8.70E+00	4.66E-03	
	Eu-154	0.00E+00	N/A	U	4.27E-01	1.85E-01	8.00E+00	0.00E+00	
	Eu-155	2.47E-01	N/A	U	4.71E-01	2.26E-01	2.80E+02	8.82E-04	
	Am-241	0.00E+00	N/A	U	3.90E-01	1.86E-01	2.10E+00	0.00E+00	
8400X-2-CR-GSSB-007	Co-60	1.67E-02	N/A	U	9.38E-02	7.62E-02	3.80E+00	4.39E-03	0.0399
	Cs-134	0.00E+00	N/A	U	2.07E-01	1.26E-01	5.70E+00	0.00E+00	
	Cs-137	8.95E-03	N/A	U	1.67E-01	7.49E-02	1.10E+01	8.14E-04	
	Eu-152	7.64E-02	N/A	U	3.46E-01	1.62E-01	8.70E+00	8.78E-03	
	Eu-154	3.71E-02	N/A	U	4.60E-01	7.77E-01	8.00E+00	4.64E-03	
	Eu-155	2.49E-01	N/A	U	5.14E-01	2.47E-01	2.80E+02	8.89E-04	
	Am-241	4.28E-02	N/A	U	4.47E-01	2.13E-01	2.10E+00	2.04E-02	
8400X-2-CQ-GSSX-011	Co-60	6.66E-02	N/A	U	1.31E-01	7.52E-02	3.80E+00	1.75E-02	0.0190
	Cs-134	0.00E+00	N/A	U	2.09E-01	1.07E-01	5.70E+00	0.00E+00	
	Cs-137	9.99E-03	N/A	U	1.60E-01	7.19E-02	1.10E+01	9.08E-04	
	Eu-152	0.00E+00	N/A	U	3.20E-01	1.50E-01	8.70E+00	0.00E+00	



Sample ID	Radionuclide	Activity (pCi/g)	Uncertainty (1 sigma)	Qualifier	MDA (pCi/g)	Decision Level (pCi/g)	Interim Screening Level Fraction	Fraction of Screening Level	SOF
	Eu-154	0.00E+00	N/A	U	3.98E-01	1.70E-01	8.00E+00	0.00E+00	
	Eu-155	1.72E-01	N/A	U	4.71E-01	2.26E-01	2.80E+02	6.14E-04	
	Am-241	0.00E+00	N/A	U	3.74E-01	1.77E-01	2.10E+00	0.00E+00	

Table B.15 – 8400 Gamma Spectroscopy Results for Judgmental Samples

Sample ID	Radionuclide	Activity (pCi/g)	Uncertainty (1 sigma)	Qualifier	MDA (pCi/g)	Decision Level (pCi/g)	Interim Screening Level Fraction	Fraction of Screening Level	SOF
8400X-2-CJ-GSSX-016	Co-60	4.59E-03	N/A	U	1.16E-01	4.96E-02	3.80E+00	1.21E-03	0.0092
	Cs-134	0.00E+00	N/A	U	1.33E-01	1.04E-01	5.70E+00	0.00E+00	
	Cs-137	1.91E-02	N/A	U	1.30E-01	5.83E-02	1.10E+01	1.74E-03	
	Eu-152	4.89E-02	N/A	U	3.32E-01	1.57E-01	8.70E+00	5.62E-03	
	Eu-154	0.00E+00	N/A	U	3.56E-01	1.54E-01	8.00E+00	0.00E+00	
	Eu-155	1.82E-01	N/A	U	4.29E-01	2.06E-01	2.80E+02	6.50E-04	
	Am-241	0.00E+00	N/A	U	3.63E-01	1.73E-01	2.10E+00	0.00E+00	
8400X-2-CJ-GSSX-017	Co-60	2.25E-02	N/A	U	1.00E-01	5.07E-02	3.80E+00	5.92E-03	0.0171
	Cs-134	0.00E+00	N/A	U	1.34E-01	9.90E-02	5.70E+00	0.00E+00	
	Cs-137	6.19E-02	N/A	U	1.27E-01	5.71E-02	1.10E+01	5.63E-03	
	Eu-152	4.44E-02	N/A	U	2.98E-01	1.41E-01	8.70E+00	5.10E-03	
	Eu-154	0.00E+00	N/A	U	3.39E-01	1.48E-01	8.00E+00	0.00E+00	
	Eu-155	1.38E-01	N/A	U	3.73E-01	1.79E-01	2.80E+02	4.93E-04	
	Am-241	0.00E+00	N/A	U	3.32E-01	1.58E-01	2.10E+00	0.00E+00	
8400X-2-CJ-GSSX-018	Co-60	2.28E-02	N/A	U	9.94E-02	4.17E-02	3.80E+00	6.00E-03	0.0313
	Cs-134	0.00E+00	N/A	U	1.33E-01	9.97E-02	5.70E+00	0.00E+00	
	Cs-137	2.37E-02	N/A	U	1.33E-01	6.02E-02	1.10E+01	2.15E-03	
	Eu-152	7.60E-02	N/A	U	3.15E-01	1.49E-01	8.70E+00	8.74E-03	
	Eu-154	1.08E-01	N/A	U	3.25E-01	1.40E-01	8.00E+00	1.35E-02	
	Eu-155	2.60E-01	N/A	U	3.81E-01	1.83E-01	2.80E+02	9.29E-04	
	Am-241	0.00E+00	N/A	U	3.37E-01	1.60E-01	2.10E+00	0.00E+00	
8400X-2-CJ-GSSX-019	Co-60	1.68E-02	N/A	U	1.16E-01	7.19E-02	3.80E+00	4.42E-03	0.0296
	Cs-134	0.00E+00	N/A	U	1.53E-01	1.19E-01	5.70E+00	0.00E+00	
	Cs-137	0.00E+00	N/A	U	1.61E-01	7.17E-02	1.10E+01	0.00E+00	
	Eu-152	0.00E+00	N/A	U	3.16E-01	1.48E-01	8.70E+00	0.00E+00	

Sample ID	Radionuclide	Activity (pCi/g)	Uncertainty (1 sigma)	Qualifier	MDA (pCi/g)	Decision Level (pCi/g)	Interim Screening Level Fraction	Fraction of Screening Level	SOF
	Eu-154	1.94E-01	N/A	U	4.42E-01	1.91E-01	8.00E+00	2.43E-02	
	Eu-155	2.55E-01	N/A	U	4.47E-01	2.14E-01	2.80E+02	9.11E-04	
	Am-241	0.00E+00	N/A	U	3.53E-01	1.67E-01	2.10E+00	0.00E+00	
8400X-2-CJ-GSSX-020	Co-60	6.71E-02	N/A	U	1.34E-01	8.24E-02	3.80E+00	1.77E-02	0.0323
	Cs-134	0.00E+00	N/A	U	1.65E-01	1.22E-01	5.70E+00	0.00E+00	
	Cs-137	1.59E-02	N/A	U	1.53E-01	6.79E-02	1.10E+01	1.45E-03	
	Eu-152	0.00E+00	N/A	U	3.61E-01	1.69E-01	8.70E+00	0.00E+00	
	Eu-154	1.02E-01	N/A	U	4.53E-01	1.96E-01	8.00E+00	1.28E-02	
	Eu-155	1.31E-01	N/A	U	4.75E-01	2.28E-01	2.80E+02	4.68E-04	
	Am-241	0.00E+00	N/A	U	3.75E-01	1.77E-01	2.10E+00	0.00E+00	
8400X-2-CJ-GSSX-021	Co-60	8.52E-02	N/A	U	1.24E-01	7.22E-02	3.80E+00	2.24E-02	0.0253
	Cs-134	0.00E+00	N/A	U	1.69E-01	1.35E-01	5.70E+00	0.00E+00	
	Cs-137	3.14E-02	N/A	U	1.67E-01	7.54E-02	1.10E+01	2.85E-03	
	Eu-152	0.00E+00	N/A	U	3.40E-01	1.59E-01	8.70E+00	0.00E+00	
	Eu-154	0.00E+00	N/A	U	4.18E-01	1.80E-01	8.00E+00	0.00E+00	
	Eu-155	0.00E+00	N/A	U	4.59E-01	2.20E-01	2.80E+02	0.00E+00	
	Am-241	0.00E+00	N/A	U	4.03E-01	1.91E-01	2.10E+00	0.00E+00	
8400X-2-CJ-GSSX-022	Co-60	9.92E-02	N/A	U	1.27E-01	6.74E-02	3.80E+00	2.61E-02	0.0296
	Cs-134	0.00E+00	N/A	U	1.34E-01	1.24E-01	5.70E+00	0.00E+00	
	Cs-137	2.73E-02	N/A	U	1.48E-01	6.68E-02	1.10E+01	2.48E-03	
	Eu-152	8.93E-03	N/A	U	3.19E-01	1.50E-01	8.70E+00	1.03E-03	
	Eu-154	0.00E+00	N/A	U	3.70E-01	1.60E-01	8.00E+00	0.00E+00	
	Eu-155	0.00E+00	N/A	U	4.43E-01	2.13E-01	2.80E+02	0.00E+00	
	Am-241	0.00E+00	N/A	U	3.57E-01	1.69E-01	2.10E+00	0.00E+00	
8400X-2-CJ-GSSX-023	Co-60	5.73E-02	N/A	U	1.08E-01	6.49E-02	3.80E+00	1.51E-02	0.0175
	Cs-134	0.00E+00	N/A	U	1.59E-01	1.29E-01	5.70E+00	0.00E+00	

Sample ID	Radionuclide	Activity (pCi/g)	Uncertainty (1 sigma)	Qualifier	MDA (pCi/g)	Decision Level (pCi/g)	Interim Screening Level Fraction	Fraction of Screening Level	SOF
	Cs-137	2.17E-02	N/A	U	1.50E-01	6.73E-02	1.10E+01	1.97E-03	
	Eu-152	0.00E+00	N/A	U	3.43E-01	1.62E-01	8.70E+00	0.00E+00	
	Eu-154	0.00E+00	N/A	U	4.51E-01	1.98E-01	8.00E+00	0.00E+00	
	Eu-155	1.12E-01	N/A	U	4.23E-01	2.18E-01	2.80E+02	4.00E-04	
	Am-241	0.00E+00	N/A	U	3.41E-01	1.61E-01	2.10E+00	0.00E+00	
8400X-2-CJ-GSSX-024	Co-60	9.03E-03	N/A	U	1.26E-01	7.00E-02	3.80E+00	2.38E-03	0.0240
	Cs-134	0.00E+00	N/A	U	1.60E-01	1.04E-01	5.70E+00	0.00E+00	
	Cs-137	5.00E-02	N/A	U	1.52E-01	6.82E-02	1.10E+01	4.55E-03	
	Eu-152	0.00E+00	N/A	U	3.30E-01	1.55E-01	8.70E+00	0.00E+00	
	Eu-154	1.35E-01	N/A	U	4.86E-01	2.16E-01	8.00E+00	1.69E-02	
	Eu-155	5.11E-02	N/A	U	2.92E-01	1.36E-01	2.80E+02	1.83E-04	
	Am-241	0.00E+00	N/A	U	3.95E-01	1.88E-01	2.10E+00	0.00E+00	
8400X-2-CJ-GSSX-025	Co-60	3.55E-02	N/A	U	9.63E-02	7.81E-02	3.80E+00	9.34E-03	0.0119
	Cs-134	0.00E+00	N/A	U	1.77E-01	1.32E-01	5.70E+00	0.00E+00	
	Cs-137	2.14E-02	N/A	U	1.72E-01	7.73E-02	1.10E+01	1.95E-03	
	Eu-152	0.00E+00	N/A	U	3.41E-01	1.59E-01	8.70E+00	0.00E+00	
	Eu-154	0.00E+00	N/A	U	4.61E-01	1.99E-01	8.00E+00	0.00E+00	
	Eu-155	1.76E-01	N/A	U	4.94E-01	2.37E-01	2.80E+02	6.29E-04	
	Am-241	0.00E+00	N/A	U	4.02E-01	1.91E-01	2.10E+00	0.00E+00	
8400X-2-CJ-GSSX-026	Co-60	0.00E+00	N/A	U	1.11E-01	6.05E-02	3.80E+00	0.00E+00	0.0068
	Cs-134	0.00E+00	N/A	U	1.43E-01	9.21E-02	5.70E+00	0.00E+00	
	Cs-137	6.42E-02	N/A	U	1.49E-01	6.73E-02	1.10E+01	5.84E-03	
	Eu-152	0.00E+00	N/A	U	2.90E-01	1.36E-01	8.70E+00	0.00E+00	
	Eu-154	0.00E+00	N/A	U	3.29E-01	1.40E-01	8.00E+00	0.00E+00	
	Eu-155	2.74E-01	N/A	U	3.99E-01	1.98E-01	2.80E+02	9.79E-04	
	Am-241	0.00E+00	N/A	U	3.15E-01	1.48E-01	2.10E+00	0.00E+00	

Sample ID	Radionuclide	Activity (pCi/g)	Uncertainty (1 sigma)	Qualifier	MDA (pCi/g)	Decision Level (pCi/g)	Interim Screening Level Fraction	Fraction of Screening Level	SOF
8400X-2-CJ-GSSX-027	Co-60	5.59E-03	N/A	U	1.24E-01	5.14E-02	3.80E+00	1.47E-03	0.0298
	Cs-134	2.96E-03	N/A	U	1.74E-01	1.16E-01	5.70E+00	5.19E-04	
	Cs-137	3.35E-02	2.85E-02		1.18E-01	5.04E-02	1.10E+01	3.05E-03	
	Eu-152	4.40E-02	N/A	U	3.50E-01	1.64E-01	8.70E+00	5.06E-03	
	Eu-154	1.54E-01	N/A	U	4.90E-01	2.15E-01	8.00E+00	1.93E-02	
	Eu-155	1.14E-01	N/A	U	4.38E-01	2.09E-01	2.80E+02	4.07E-04	
	Am-241	0.00E+00	N/A	U	3.49E-01	1.64E-01	2.10E+00	0.00E+00	
8400X-2-CJ-GSSX-028	Co-60	1.31E-02	N/A	U	1.13E-01	5.59E-02	3.80E+00	3.45E-03	0.0191
	Cs-134	0.00E+00	N/A	U	1.57E-01	1.04E-01	5.70E+00	0.00E+00	
	Cs-137	7.75E-02	N/A	U	1.68E-01	7.63E-02	1.10E+01	7.05E-03	
	Eu-152	0.00E+00	N/A	U	3.18E-01	1.49E-01	8.70E+00	0.00E+00	
	Eu-154	6.26E-02	N/A	U	4.39E-01	1.92E-01	8.00E+00	7.83E-03	
	Eu-155	2.24E-01	N/A	U	4.42E-01	2.21E-01	2.80E+02	8.00E-04	
	Am-241	0.00E+00	N/A	U	3.81E-01	1.81E-01	2.10E+00	0.00E+00	
8400X-2-CJ-GSSX-029	Co-60	3.42E-02	N/A	U	1.34E-01	5.97E-02	3.80E+00	9.00E-03	0.0188
	Cs-134	0.00E+00	N/A	U	1.79E-01	1.03E-01	5.70E+00	0.00E+00	
	Cs-137	6.02E-02	N/A	U	1.64E-01	7.40E-02	1.10E+01	5.47E-03	
	Eu-152	3.76E-02	N/A	U	3.23E-01	1.51E-01	8.70E+00	4.32E-03	
	Eu-154	0.00E+00	N/A	U	3.68E-01	1.55E-01	8.00E+00	0.00E+00	
	Eu-155	1.18E-02	N/A	U	4.07E-01	1.94E-01	2.80E+02	4.21E-05	
	Am-241	0.00E+00	N/A	U	3.65E-01	1.73E-01	2.10E+00	0.00E+00	
8400X-2-CJ-GSSX-030	Co-60	3.10E-02	N/A	U	1.29E-01	5.73E-02	3.80E+00	8.16E-03	0.0607
	Cs-134	0.00E+00	N/A	U	1.70E-01	1.05E-01	5.70E+00	0.00E+00	
	Cs-137	3.40E-02	N/A	U	1.43E-01	6.41E-02	1.10E+01	3.09E-03	
	Eu-152	0.00E+00	N/A	U	3.42E-01	1.61E-01	8.70E+00	0.00E+00	
	Eu-154	0.00E+00	N/A	U	3.99E-01	1.74E-01	8.00E+00	0.00E+00	

Sample ID	Radionuclide	Activity (pCi/g)	Uncertainty (1 sigma)	Qualifier	MDA (pCi/g)	Decision Level (pCi/g)	Interim Screening Level Fraction	Fraction of Screening Level	SOF
	Eu-155	2.53E-01	N/A	U	4.72E-01	2.27E-01	2.80E+02	9.04E-04	
	Am-241	1.02E-01	N/A	U	4.13E-01	1.97E-01	2.10E+00	4.86E-02	
8400X-2-CJ-GSSX-031	Co-60	3.12E-02	N/A	U	1.36E-01	7.30E-02	3.80E+00	8.21E-03	0.0090
	Cs-134	0.00E+00	N/A	U	1.71E-01	1.09E-01	5.70E+00	0.00E+00	
	Cs-137	0.00E+00	N/A	U	1.47E-01	6.58E-02	1.10E+01	0.00E+00	
	Eu-152	0.00E+00	N/A	U	3.34E-01	1.57E-01	8.70E+00	0.00E+00	
	Eu-154	0.00E+00	N/A	U	3.89E-01	1.67E-01	8.00E+00	0.00E+00	
	Eu-155	2.34E-01	N/A	U	4.46E-01	2.19E-01	2.80E+02	8.36E-04	
	Am-241	0.00E+00	N/A	U	3.69E-01	1.75E-01	2.10E+00	0.00E+00	
8400X-2-CI-GSSX-032	Co-60	4.49E-02	N/A	U	1.44E-01	6.48E-02	3.80E+00	1.18E-02	0.0826
	Cs-134	0.00E+00	N/A	U	1.43E-01	9.36E-02	5.70E+00	0.00E+00	
	Cs-137	0.00E+00	N/A	U	1.38E-01	6.18E-02	1.10E+01	0.00E+00	
	Eu-152	0.00E+00	N/A	U	3.30E-01	1.56E-01	8.70E+00	0.00E+00	
	Eu-154	1.21E-01	N/A	U	4.45E-01	1.97E-01	8.00E+00	1.51E-02	
	Eu-155	2.49E-01	N/A	U	4.60E-01	2.21E-01	2.80E+02	8.89E-04	
	Am-241	1.15E-01	N/A	U	3.94E-01	1.88E-01	2.10E+00	5.48E-02	
8400X-2-CI-GSSX-033	Co-60	0.00E+00	N/A	U	1.26E-01	5.65E-02	3.80E+00	0.00E+00	0.0143
	Cs-134	0.00E+00	N/A	U	1.78E-01	1.07E-01	5.70E+00	0.00E+00	
	Cs-137	4.52E-02	N/A	U	1.71E-01	7.75E-02	1.10E+01	4.11E-03	
	Eu-152	4.45E-02	N/A	U	3.58E-01	1.69E-01	8.70E+00	5.11E-03	
	Eu-154	0.00E+00	N/A	U	4.46E-01	1.94E-01	8.00E+00	0.00E+00	
	Eu-155	1.99E-01	N/A	U	3.41E-01	1.61E-01	2.80E+02	7.11E-04	
	Am-241	9.26E-03	N/A	U	3.95E-01	1.88E-01	2.10E+00	4.41E-03	

Table B.16 – 8400 Summary Statistics

Combined					
Radionuclide	Min (pCi/g)	Max (pCi/g)	Mean (pCi/g)	Median (pCi/g)	SD (pCi/g)
Co-60	0.00E+00	9.92E-02	2.72E-02	2.29E-02	2.38E-02
Cs-134	0.00E+00	9.04E-02	2.52E-03	0.00E+00	1.49E-02
Cs-137	0.00E+00	2.49E-01	4.10E-02	3.14E-02	4.73E-02
Eu-152	0.00E+00	1.37E-01	2.69E-02	0.00E+00	3.76E-02
Eu-154	0.00E+00	1.94E-01	4.12E-02	0.00E+00	6.13E-02
Eu-155	0.00E+00	4.87E-01	1.69E-01	1.76E-01	1.09E-01
Am-241	0.00E+00	1.15E-01	1.06E-02	0.00E+00	2.66E-02
Random					
Radionuclide	Min (pCi/g)	Max (pCi/g)	Mean (pCi/g)	Median (pCi/g)	SD (pCi/g)
Co-60	0.00E+00	4.42E-02	2.18E-02	2.67E-02	1.42E-02
Cs-134	0.00E+00	9.04E-02	6.03E-03	0.00E+00	2.33E-02
Cs-137	0.00E+00	2.49E-01	5.47E-02	3.53E-02	6.83E-02
Eu-152	0.00E+00	1.37E-01	3.84E-02	2.89E-03	4.82E-02
Eu-154	0.00E+00	1.62E-01	4.08E-02	0.00E+00	6.07E-02
Eu-155	0.00E+00	4.87E-01	1.77E-01	1.59E-01	1.33E-01
Am-241	0.00E+00	4.19E-02	8.15E-03	0.00E+00	1.46E-02
Judgmental					
Radionuclide	Min (pCi/g)	Max (pCi/g)	Mean (pCi/g)	Median (pCi/g)	SD (pCi/g)
Co-60	0.00E+00	9.92E-02	3.22E-02	2.69E-02	2.89E-02
Cs-134	0.00E+00	2.96E-03	1.64E-04	0.00E+00	6.98E-04
Cs-137	0.00E+00	7.75E-02	3.26E-02	2.94E-02	2.31E-02
Eu-152	0.00E+00	7.60E-02	1.69E-02	0.00E+00	2.47E-02
Eu-154	0.00E+00	1.94E-01	4.87E-02	0.00E+00	6.75E-02
Eu-155	0.00E+00	2.74E-01	1.59E-01	1.79E-01	9.43E-02
Am-241	0.00E+00	1.15E-01	1.26E-02	0.00E+00	3.50E-02

Total Number of Samples	
Random	15
Judgmental	18
QC	4

Random	
SOF >0.5	0
Maximum SOF	0.0460
Minimum SOF	0.0003

Judgmental	
SOF >0.5	0
Maximum SOF	0.0826
Minimum SOF	0.0068

Figure B.9 – Survey Unit 8700 Random Sample and Scan Locations



Figure B.10 – Survey Unit 8700 Judgmental Sample and Scan Locations



Table B.17 – 8700 Gamma Spectroscopy Results for Random Samples

Sample ID	Radionuclide	Activity (pCi/g)	Uncertainty (1 sigma)	Qualifier	MDA (pCi/g)	Decision Level (pCi/g)	Interim Screening Level Fraction	Fraction of Screening Level	SOF
8700X-2-CR-GSSX-001	Co-60	4.67E-02	N/A	U	1.15E-01	7.88E-02	3.80E+00	1.23E-02	0.0175
	Cs-134	0.00E+00	N/A	U	2.04E-01	1.15E-01	5.70E+00	0.00E+00	
	Cs-137	5.53E-02	N/A	U	1.95E-01	8.84E-02	1.10E+01	5.03E-03	
	Eu-152	0.00E+00	N/A	U	3.55E-01	1.66E-01	8.70E+00	0.00E+00	
	Eu-154	0.00E+00	N/A	U	4.73E-01	2.03E-01	8.00E+00	0.00E+00	
	Eu-155	6.06E-02	N/A	U	4.90E-01	2.34E-01	2.80E+02	2.16E-04	
	Am-241	0.00E+00	N/A	U	4.08E-01	1.93E-01	2.10E+00	0.00E+00	
8700X-2-CR-GSSX-002	Co-60	4.39E-02	N/A	U	1.55E-01	6.64E-02	3.80E+00	1.16E-02	0.0162
	Cs-134	0.00E+00	N/A	U	1.98E-01	1.19E-01	5.70E+00	0.00E+00	
	Cs-137	2.15E-02	N/A	U	1.94E-01	8.72E-02	1.10E+01	1.95E-03	
	Eu-152	0.00E+00	N/A	U	3.73E-01	1.75E-01	8.70E+00	0.00E+00	
	Eu-154	1.36E-02	N/A	U	4.87E-01	2.09E-01	8.00E+00	1.70E-03	
	Eu-155	2.83E-01	N/A	U	4.94E-01	2.36E-01	2.80E+02	1.01E-03	
	Am-241	0.00E+00	N/A	U	4.12E-01	1.96E-01	2.10E+00	0.00E+00	
8700X-2-CR-GSSX-003	Co-60	0.00E+00	N/A	U	1.33E-01	5.69E-02	3.80E+00	0.00E+00	0.0187
	Cs-134	0.00E+00	N/A	U	1.46E-01	1.17E-01	5.70E+00	0.00E+00	
	Cs-137	8.75E-02	N/A	U	1.69E-01	7.70E-02	1.10E+01	7.95E-03	
	Eu-152	0.00E+00	N/A	U	3.22E-01	1.51E-01	8.70E+00	0.00E+00	
	Eu-154	8.12E-02	N/A	U	4.21E-01	1.84E-01	8.00E+00	1.02E-02	
	Eu-155	1.60E-01	N/A	U	4.29E-01	2.06E-01	2.80E+02	5.71E-04	
	Am-241	0.00E+00	N/A	U	3.39E-01	1.60E-01	2.10E+00	0.00E+00	
8700X-2-CR-GSSX-004	Co-60	4.83E-02	N/A	U	1.19E-01	5.23E-02	3.80E+00	1.27E-02	0.0229
	Cs-134	0.00E+00	N/A	U	1.72E-01	1.06E-01	5.70E+00	0.00E+00	
	Cs-137	3.66E-02	N/A	U	1.57E-01	7.07E-02	1.10E+01	3.33E-03	

Sample ID	Radionuclide	Activity (pCi/g)	Uncertainty (1 sigma)	Qualifier	MDA (pCi/g)	Decision Level (pCi/g)	Interim Screening Level Fraction	Fraction of Screening Level	SOF
	Eu-152	8.58E-03	N/A	U	3.09E-01	1.45E-01	8.70E+00	9.86E-04	
	Eu-154	4.13E-02	N/A	U	4.19E-01	1.82E-01	8.00E+00	5.16E-03	
	Eu-155	1.87E-01	N/A	U	4.66E-01	2.24E-01	2.80E+02	6.68E-04	
	Am-241	0.00E+00	N/A	U	3.59E-01	1.70E-01	2.10E+00	0.00E+00	
8700X-2-CR-GSSX-005	Co-60	3.90E-02	N/A	U	9.07E-02	6.59E-02	3.80E+00	1.03E-02	0.0125
	Cs-134	0.00E+00	N/A	U	1.81E-01	1.08E-01	5.70E+00	0.00E+00	
	Cs-137	1.87E-02	N/A	U	1.48E-01	6.60E-02	1.10E+01	1.70E-03	
	Eu-152	0.00E+00	N/A	U	3.30E-01	1.55E-01	8.70E+00	0.00E+00	
	Eu-154	0.00E+00	N/A	U	3.45E-01	1.45E-01	8.00E+00	0.00E+00	
	Eu-155	1.43E-01	N/A	U	4.45E-01	2.13E-01	2.80E+02	5.11E-04	
	Am-241	0.00E+00	N/A	U	3.67E-02	1.74E-01	2.10E+00	0.00E+00	
8700X-2-CR-GSSA-006	Co-60	1.84E-02	N/A	U	1.21E-01	5.12E-02	3.80E+00	4.84E-03	0.0152
	Cs-134	0.00E+00	N/A	U	1.81E-01	3.32E-01	5.70E+00	0.00E+00	
	Cs-137	3.31E-02	N/A	U	1.50E-01	6.80E-02	1.10E+01	3.01E-03	
	Eu-152	0.00E+00	N/A	U	3.28E-01	1.55E-01	8.70E+00	0.00E+00	
	Eu-154	5.46E-02	N/A	U	4.12E-01	1.80E-01	8.00E+00	6.83E-03	
	Eu-155	1.52E-01	N/A	U	3.34E-01	1.58E-01	2.80E+02	5.43E-04	
	Am-241	0.00E+00	N/A	U	4.05E-01	1.93E-01	2.10E+00	0.00E+00	
8700X-2-CR-GSSX-007	Co-60	1.12E-02	N/A	U	1.31E-01	5.55E-02	3.80E+00	2.95E-03	0.0177
	Cs-134	0.00E+00	N/A	U	1.76E-01	1.17E-01	5.70E+00	0.00E+00	
	Cs-137	1.57E-01	N/A	U	1.86E-01	8.53E-02	1.10E+01	1.43E-02	
	Eu-152	0.00E+00	N/A	U	3.49E-01	1.65E-01	8.70E+00	0.00E+00	
	Eu-154	0.00E+00	N/A	U	3.64E-01	1.54E-01	8.00E+00	0.00E+00	
	Eu-155	1.45E-01	N/A	U	3.30E-01	1.55E-01	2.80E+02	5.18E-04	
	Am-241	0.00E+00	N/A	U	3.79E-01	1.80E-01	2.10E+00	0.00E+00	

Sample ID	Radionuclide	Activity (pCi/g)	Uncertainty (1 sigma)	Qualifier	MDA (pCi/g)	Decision Level (pCi/g)	Interim Screening Level Fraction	Fraction of Screening Level	SOF
8700X-2-CR-GSSX-008	Co-60	3.55E-02	N/A	U	1.57E-01	7.11E-02	3.80E+00	9.34E-03	0.0187
	Cs-134	0.00E+00	N/A	U	1.68E-01	1.16E-01	5.70E+00	0.00E+00	
	Cs-137	5.19E-02	N/A	U	1.61E-01	7.23E-02	1.10E+01	4.72E-03	
	Eu-152	2.80E-02	N/A	U	3.47E-01	1.63E-01	8.70E+00	3.22E-03	
	Eu-154	0.00E+00	N/A	U	4.27E-01	1.84E-01	8.00E+00	0.00E+00	
	Eu-155	3.93E-01	N/A	U	4.92E-01	2.36E-01	2.80E+02	1.40E-03	
	Am-241	0.00E+00	N/A	U	3.92E-01	1.86E-01	2.10E+00	0.00E+00	
8700X-2-CR-GSSX-009	Co-60	3.04E-02	N/A	U	1.09E-01	4.60E-02	3.80E+00	8.00E-03	0.0148
	Cs-134	0.00E+00	N/A	U	1.48E-01	9.49E-02	5.70E+00	0.00E+00	
	Cs-137	1.17E-02	N/A	U	1.38E-01	6.20E-02	1.10E+01	1.06E-03	
	Eu-152	4.27E-02	N/A	U	3.15E-01	1.49E-01	8.70E+00	4.91E-03	
	Eu-154	0.00E+00	N/A	U	3.21E-01	1.37E-01	8.00E+00	0.00E+00	
	Eu-155	2.19E-01	N/A	U	4.27E-01	2.05E-01	2.80E+02	7.82E-04	
	Am-241	0.00E+00	N/A	U	3.27E-01	1.55E-01	2.10E+00	0.00E+00	
8700X-2-CR-GSSX-010	Co-60	0.00E+00	N/A	U	1.32E-01	5.60E-02	3.80E+00	0.00E+00	0.0058
	Cs-134	0.00E+00	N/A	U	1.89E-01	1.07E-01	5.70E+00	0.00E+00	
	Cs-137	4.16E-02	N/A	U	1.60E-01	7.25E-02	1.10E+01	3.78E-03	
	Eu-152	1.29E-02	N/A	U	3.48E-01	1.64E-01	8.70E+00	1.48E-03	
	Eu-154	0.00E+00	N/A	U	4.44E-01	1.95E-01	8.00E+00	0.00E+00	
	Eu-155	1.59E-01	N/A	U	4.69E-01	2.28E-01	2.80E+02	5.68E-04	
	Am-241	0.00E+00	N/A	U	3.93E-01	1.87E-01	2.10E+00	0.00E+00	
8700X-2-CR-GSSA-011	Co-60	0.00E+00	N/A	U	1.25E-01	8.24E-02	3.80E+00	0.00E+00	0.0062
	Cs-134	0.00E+00	N/A	U	1.80E-01	1.14E-01	5.70E+00	0.00E+00	
	Cs-137	4.34E-02	N/A	U	1.84E-01	8.37E-02	1.10E+01	3.95E-03	
	Eu-152	0.00E+00	N/A	U	3.46E-01	1.62E-01	8.70E+00	0.00E+00	

Sample ID	Radionuclide	Activity (pCi/g)	Uncertainty (1 sigma)	Qualifier	MDA (pCi/g)	Decision Level (pCi/g)	Interim Screening Level Fraction	Fraction of Screening Level	SOF
	Eu-154	1.37E-02	N/A	U	3.95E-01	1.68E-01	8.00E+00	1.71E-03	
	Eu-155	1.43E-01	N/A	U	4.72E-01	2.26E-01	2.80E+02	5.11E-04	
	Am-241	0.00E+00	N/A	U	4.02E-01	1.91E-01	2.10E+00	0.00E+00	
8700X-2-CR-GSSX-012	Co-60	5.72E-03	N/A	U	6.51E-02	2.64E-02	3.80E+00	1.51E-03	0.0051
	Cs-134	0.00E+00	N/A	U	8.61E-02	7.50E-02	5.70E+00	0.00E+00	
	Cs-137	3.77E-02	N/A	U	8.89E-02	3.95E-02	1.10E+01	3.43E-03	
	Eu-152	0.00E+00	N/A	U	2.23E-01	1.05E-01	8.70E+00	0.00E+00	
	Eu-154	0.00E+00	N/A	U	1.81E-01	7.37E-02	8.00E+00	0.00E+00	
	Eu-155	4.00E-02	N/A	U	2.75E-01	1.31E-01	2.80E+02	1.43E-04	
	Am-241	0.00E+00	N/A	U	2.47E-01	1.16E-01	2.10E+00	0.00E+00	
8700X-2-CR-GSSX-013	Co-60	1.11E-02	N/A	U	1.15E-01	4.66E-02	3.80E+00	2.92E-03	0.0141
	Cs-134	0.00E+00	N/A	U	1.93E-01	1.07E-01	5.70E+00	0.00E+00	
	Cs-137	3.98E-02	N/A	U	1.59E-01	7.10E-02	1.10E+01	3.62E-03	
	Eu-152	6.34E-02	N/A	U	3.55E-01	1.67E-01	8.70E+00	7.29E-03	
	Eu-154	0.00E+00	N/A	U	3.83E-01	1.61E-01	8.00E+00	0.00E+00	
	Eu-155	7.81E-02	N/A	U	3.43E-01	1.61E-01	2.80E+02	2.79E-04	
	Am-241	0.00E+00	N/A	U	3.58E-01	1.69E-01	2.10E+00	0.00E+00	
8700X-2-CR-GSSX-014	Co-60	4.02E-02	N/A	U	1.02E-01	4.32E-02	3.80E+00	1.06E-02	0.0173
	Cs-134	0.00E+00	N/A	U	1.28E-01	9.31E-02	5.70E+00	0.00E+00	
	Cs-137	6.57E-02	N/A	U	1.23E-01	5.55E-02	1.10E+01	5.97E-03	
	Eu-152	0.00E+00	N/A	U	2.83E-01	1.34E-01	8.70E+00	0.00E+00	
	Eu-154	0.00E+00	N/A	U	2.58E-01	1.07E-01	8.00E+00	0.00E+00	
	Eu-155	1.96E-01	N/A	U	3.64E-01	1.80E-01	2.80E+02	7.00E-04	
	Am-241	0.00E+00	N/A	U	3.04E-01	1.44E-01	2.10E+00	0.00E+00	
8700X-2-CR-GSSX-015	Co-60	0.00E+00	N/A	U	1.26E-01	6.12E-02	3.80E+00	0.00E+00	0.0358



Sample ID	Radionuclide	Activity (pCi/g)	Uncertainty (1 sigma)	Qualifier	MDA (pCi/g)	Decision Level (pCi/g)	Interim Screening Level Fraction	Fraction of Screening Level	SOF
	Cs-134	0.00E+00	N/A	U	1.62E-01	1.11E-01	5.70E+00	0.00E+00	
	Cs-137	9.99E-02	N/A	U	1.82E-01	8.33E-02	1.10E+01	9.08E-03	
	Eu-152	5.28E-02	N/A	U	3.20E-01	1.50E-01	8.70E+00	6.07E-03	
	Eu-154	1.59E-01	N/A	U	4.12E-01	1.79E-01	8.00E+00	1.99E-02	
	Eu-155	2.07E-01	N/A	U	4.43E-01	2.12E-01	2.80E+02	7.39E-04	
	Am-241	0.00E+00	N/A	U	3.41E-01	1.61E-01	2.10E+00	0.00E+00	

Table B.18 – 8700 Gamma Spectroscopy Results for QC Samples

Sample ID	Radionuclide	Activity (pCi/g)	Uncertainty (1 sigma)	Qualifier	MDA (pCi/g)	Decision Level (pCi/g)	Interim Screening Level Fraction	Fraction of Screening Level	SOF
8700X-2-CQ-GSSX-003	Co-60	3.26E-02	N/A	U	1.21E-01	5.06E-02	3.80E+00	8.58E-03	0.0269
	Cs-134	0.00E+00	N/A	U	1.69E-01	1.18E-01	5.70E+00	0.00E+00	
	Cs-137	3.28E-02	N/A	U	1.56E-01	7.04E-02	1.10E+01	2.98E-03	
	Eu-152	0.00E+00	N/A	U	3.72E-01	1.76E-01	8.70E+00	0.00E+00	
	Eu-154	1.19E-01	N/A	U	4.12E-01	1.79E-01	8.00E+00	1.49E-02	
	Eu-155	1.40E-01	N/A	U	4.65E-01	2.23E-01	2.80E+02	5.00E-04	
	Am-241	0.00E+00	N/A	U	4.01E-01	1.91E-01	2.10E+00	0.00E+00	
8700X-2-CR-GSSB-006	Co-60	5.48E-03	N/A	U	1.15E-01	7.75E-02	3.80E+00	1.44E-03	0.0433
	Cs-134	0.00E+00	N/A	U	1.67E-01	1.20E-01	5.70E+00	0.00E+00	
	Cs-137	9.90E-03	N/A	U	1.35E-01	5.87E-02	1.10E+01	9.00E-04	
	Eu-152	5.68E-02	N/A	U	3.44E-01	1.61E-01	8.70E+00	6.53E-03	
	Eu-154	2.66E-01	N/A	U	5.16E-01	2.27E-01	8.00E+00	3.33E-02	
	Eu-155	3.38E-01	N/A	U	4.61E-01	2.20E-01	2.80E+02	1.21E-03	
	Am-241	0.00E+00	N/A	U	3.75E-01	1.77E-01	2.10E+00	0.00E+00	
8700X-2-CR-GSSB-011	Co-60	7.92E-02	N/A	U	1.54E-01	7.60E-02	3.80E+00	2.08E-02	0.0254
	Cs-134	0.00E+00	N/A	U	1.76E-01	1.06E-01	5.70E+00	0.00E+00	
	Cs-137	3.85E-02	N/A	U	1.63E-01	7.35E-02	1.10E+01	3.50E-03	
	Eu-152	0.00E+00	N/A	U	3.13E-01	1.46E-01	8.70E+00	0.00E+00	
	Eu-154	0.00E+00	N/A	U	3.82E-01	1.63E-01	8.00E+00	0.00E+00	
	Eu-155	3.07E-01	N/A	U	4.50E-01	2.16E-01	2.80E+02	1.10E-03	
	Am-241	0.00E+00	N/A	U	3.75E-01	1.78E-01	2.10E+00	0.00E+00	
8700X-2-CQ-GSSX-013	Co-60	0.00E+00	N/A	U	1.40E-01	6.42E-02	3.80E+00	0.00E+00	0.0203
	Cs-134	0.00E+00	N/A	U	1.74E-01	1.26E-01	5.70E+00	0.00E+00	
	Cs-137	0.00E+00	N/A	U	1.63E-01	7.29E-02	1.10E+01	0.00E+00	



Sample ID	Radionuclide	Activity (pCi/g)	Uncertainty (1 sigma)	Qualifier	MDA (pCi/g)	Decision Level (pCi/g)	Interim Screening Level Fraction	Fraction of Screening Level	SOF
	Eu-152	1.75E-01	N/A	U	3.54E-01	1.66E-01	8.70E+00	2.01E-02	
	Eu-154	0.00E+00	N/A	U	4.35E-01	1.86E-01	8.00E+00	0.00E+00	
	Eu-155	5.94E-02	N/A	U	4.76E-01	2.28E-01	2.80E+02	2.12E-04	
	Am-241	0.00E+00	N/A	U	3.75E-01	1.77E-01	2.10E+00	0.00E+00	

Table B.19 – 8700 Gamma Spectroscopy Results for Judgmental Samples

Sample ID	Radionuclide	Activity (pCi/g)	Uncertainty (1 sigma)	Qualifier	MDA (pCi/g)	Decision Level (pCi/g)	Interim Screening Level Fraction	Fraction of Screening Level	SOF
8700X-2-CJ-GSMX-016	Co-60	2.85E-03	N/A	U	7.55E-03	4.50E-03	3.80E+00	7.50E-04	0.0012
	Cs-134	0.00E+00	N/A	U	9.15E-03	6.80E-03	5.70E+00	0.00E+00	
	Cs-137	5.22E-03	N/A	U	1.19E-02	5.39E-03	1.10E+01	4.75E-04	
	Eu-152	0.00E+00	N/A	U	2.80E-02	1.59E-02	8.70E+00	0.00E+00	
	Eu-154	0.00E+00	N/A	U	2.40E-02	1.02E-02	8.00E+00	0.00E+00	
	Eu-155	6.49E-03	N/A	U	4.67E-02	2.21E-02	2.80E+02	2.32E-05	
	Am-241	0.00E+00	N/A	U	8.60E-02	4.08E-02	2.10E+00	0.00E+00	
8700X-2-CJ-GSMX-017	Co-60	2.28E-03	N/A	U	8.31E-03	3.53E-03	3.80E+00	6.00E-04	0.0025
	Cs-134	0.00E+00	N/A	U	9.35E-03	5.95E-03	5.70E+00	0.00E+00	
	Cs-137	1.42E-02	2.57E-03		7.14E-03	3.05E-03	1.10E+01	1.29E-03	
	Eu-152	2.60E-03	N/A	U	2.82E-02	1.66E-02	8.70E+00	2.99E-04	
	Eu-154	2.75E-03	N/A	U	2.19E-02	9.16E-03	8.00E+00	3.44E-04	
	Eu-155	0.00E+00	N/A	U	4.62E-02	2.19E-02	2.80E+02	0.00E+00	
	Am-241	0.00E+00	N/A	U	8.62E-02	4.10E-02	2.10E+00	0.00E+00	
8700X-2-CJ-GSSX-018	Co-60	6.23E-02	N/A	U	1.55E-01	7.19E-02	3.80E+00	1.64E-02	0.0331
	Cs-134	0.00E+00	N/A	U	1.82E-01	1.07E-01	5.70E+00	0.00E+00	
	Cs-137	6.28E-02	N/A	U	1.80E-01	8.13E-02	1.10E+01	5.71E-03	
	Eu-152	3.42E-02	N/A	U	3.32E-01	1.55E-01	8.70E+00	3.93E-03	
	Eu-154	5.55E-02	N/A	U	4.71E-01	2.05E-01	8.00E+00	6.94E-03	
	Eu-155	4.75E-02	N/A	U	4.53E-01	2.18E-01	2.80E+02	1.70E-04	
	Am-241	0.00E+00	N/A	U	3.73E-01	1.77E-01	2.10E+00	0.00E+00	
8700X-2-CJ-GSSX-019	Co-60	0.00E+00	N/A	U	1.21E-01	6.86E-02	3.80E+00	0.00E+00	0.0002
	Cs-134	0.00E+00	N/A	U	1.88E-01	1.05E-01	5.70E+00	0.00E+00	
	Cs-137	0.00E+00	N/A	U	1.43E-01	6.28E-02	1.10E+01	0.00E+00	



Sample ID	Radionuclide	Activity (pCi/g)	Uncertainty (1 sigma)	Qualifier	MDA (pCi/g)	Decision Level (pCi/g)	Interim Screening Level Fraction	Fraction of Screening Level	SOF
	Eu-152	0.00E+00	N/A	U	3.40E-01	1.59E-01	8.70E+00	0.00E+00	
	Eu-154	0.00E+00	N/A	U	4.30E-01	1.85E-01	8.00E+00	0.00E+00	
	Eu-155	5.33E-02	N/A	U	3.44E-01	1.62E-01	2.80E+02	1.90E-04	
	Am-241	0.00E+00	N/A	U	3.80E-01	1.80E-01	2.10E+00	0.00E+00	
8700X-2-CJ-GSSX-020	Co-60	2.01E-02	N/A	U	1.30E-01	6.38E-02	3.80E+00	5.29E-03	0.0400
	Cs-134	0.00E+00	N/A	U	1.62E-01	1.01E-01	5.70E+00	0.00E+00	
	Cs-137	2.78E-02	N/A	U	1.56E-01	7.07E-02	1.10E+01	2.53E-03	
	Eu-152	0.00E+00	N/A	U	3.29E-01	1.55E-01	8.70E+00	0.00E+00	
	Eu-154	0.00E+00	N/A	U	3.43E-01	1.46E-01	8.00E+00	0.00E+00	
	Eu-155	1.95E-01	N/A	U	4.53E-01	2.18E-01	2.80E+02	6.96E-04	
	Am-241	6.61E-02	N/A	U	3.99E-01	1.90E-01	2.10E+00	3.15E-02	
8700X-2-CJ-GSSX-021	Co-60	4.58E-02	N/A	U	1.38E-01	7.10E-02	3.80E+00	1.21E-02	0.0226
	Cs-134	0.00E+00	N/A	U	1.65E-01	9.59E-02	5.70E+00	0.00E+00	
	Cs-137	2.84E-02	N/A	U	1.54E-01	6.90E-02	1.10E+01	2.58E-03	
	Eu-152	0.00E+00	N/A	U	3.46E-01	1.63E-01	8.70E+00	0.00E+00	
	Eu-154	5.88E-02	N/A	U	4.56E-01	2.00E-01	8.00E+00	7.35E-03	
	Eu-155	1.79E-01	N/A	U	4.77E-01	2.30E-01	2.80E+02	6.39E-04	
	Am-241	0.00E+00	N/A	U	3.55E-01	1.68E-01	2.10E+00	0.00E+00	
8700X-2-CJ-GSSX-022	Co-60	2.55E-02	N/A	U	1.46E-01	6.32E-02	3.80E+00	6.71E-03	0.0226
	Cs-134	0.00E+00	N/A	U	1.66E-01	1.02E-01	5.70E+00	0.00E+00	
	Cs-137	1.61E-01	N/A	U	1.90E-01	8.73E-02	1.10E+01	1.46E-02	
	Eu-152	0.00E+00	N/A	U	3.46E-01	1.63E-01	8.70E+00	0.00E+00	
	Eu-154	0.00E+00	N/A	U	4.06E-01	1.76E-01	8.00E+00	0.00E+00	
	Eu-155	3.62E-01	N/A	U	4.86E-01	2.34E-01	2.80E+02	1.29E-03	
	Am-241	0.00E+00	N/A	U	3.95E-01	1.88E-01	2.10E+00	0.00E+00	

Sample ID	Radionuclide	Activity (pCi/g)	Uncertainty (1 sigma)	Qualifier	MDA (pCi/g)	Decision Level (pCi/g)	Interim Screening Level Fraction	Fraction of Screening Level	SOF
8700X-2-CJ-GSSX-022	Co-60	0.00E+00	N/A	U	1.21E-01	7.34E-02	3.80E+00	0.00E+00	0.0011
	Cs-134	0.00E+00	N/A	U	1.45E-01	9.71E-02	5.70E+00	0.00E+00	
	Cs-137	0.00E+00	N/A	U	1.46E-01	6.57E-02	1.10E+01	0.00E+00	
	Eu-152	0.00E+00	N/A	U	3.03E-01	1.42E-01	8.70E+00	0.00E+00	
	Eu-154	0.00E+00	N/A	U	4.02E-01	1.74E-01	8.00E+00	0.00E+00	
	Eu-155	3.16E-01	N/A	U	4.44E-01	2.13E-01	2.80E+02	1.13E-03	
	Am-241	0.00E+00	N/A	U	3.79E-01	1.81E-01	2.10E+00	0.00E+00	
8700X-2-CJ-GSSX-023	Co-60	0.00E+00	N/A	U	1.21E-01	7.34E-02	3.80E+00	0.00E+00	0.0011
	Cs-134	0.00E+00	N/A	U	1.45E-01	9.71E-02	5.70E+00	0.00E+00	
	Cs-137	0.00E+00	N/A	U	1.46E-01	6.57E-02	1.10E+01	0.00E+00	
	Eu-152	0.00E+00	N/A	U	3.03E-01	1.42E-01	8.70E+00	0.00E+00	
	Eu-154	0.00E+00	N/A	U	4.02E-01	1.74E-01	8.00E+00	0.00E+00	
	Eu-155	3.16E-01	N/A	U	4.44E-01	2.13E-01	2.80E+02	1.13E-03	
	Am-241	0.00E+00	N/A	U	3.79E-01	1.81E-01	2.10E+00	0.00E+00	
8700X-2-CI-GSSX-024	Co-60	5.26E-02	N/A	U	1.02E-01	6.64E-02	3.80E+00	1.38E-02	0.0173
	Cs-134	0.00E+00	N/A	U	1.52E-01	9.63E-02	5.70E+00	0.00E+00	
	Cs-137	3.26E-02	N/A	U	1.41E-01	6.30E-02	1.10E+01	2.96E-03	
	Eu-152	0.00E+00	N/A	U	3.20E-01	1.51E-01	8.70E+00	0.00E+00	
	Eu-154	0.00E+00	N/A	U	4.04E-01	1.77E-01	8.00E+00	0.00E+00	
	Eu-155	1.26E-01	N/A	U	4.44E-01	2.13E-01	2.80E+02	4.50E-04	
	Am-241	0.00E+00	N/A	U	3.44E-01	1.63E-01	2.10E+00	0.00E+00	

Table B.20 – 8700 Summary Statistics

Combined					
Radionuclide	Min (pCi/g)	Max (pCi/g)	Mean (pCi/g)	Median (pCi/g)	SD (pCi/g)
Co-60	0.00E+00	7.92E-02	2.27E-02	1.84E-02	2.28E-02
Cs-134	0.00E+00	0.00E+00	0.00E+00	0.00E+00	0.00E+00
Cs-137	0.00E+00	1.61E-01	4.19E-02	3.31E-02	4.09E-02
Eu-152	0.00E+00	1.75E-01	1.64E-02	0.00E+00	3.63E-02
Eu-154	0.00E+00	2.66E-01	2.98E-02	0.00E+00	6.05E-02
Eu-155	0.00E+00	3.93E-01	1.73E-01	1.59E-01	1.09E-01
Am-241	0.00E+00	6.61E-02	2.28E-03	0.00E+00	1.23E-02
Random					
Radionuclide	Min (pCi/g)	Max (pCi/g)	Mean (pCi/g)	Median (pCi/g)	SD (pCi/g)
Co-60	0.00E+00	4.83E-02	2.20E-02	1.84E-02	1.91E-02
Cs-134	0.00E+00	0.00E+00	0.00E+00	0.00E+00	0.00E+00
Cs-137	1.17E-02	1.57E-01	5.34E-02	4.16E-02	3.74E-02
Eu-152	0.00E+00	6.34E-02	1.39E-02	0.00E+00	2.20E-02
Eu-154	0.00E+00	1.59E-01	2.42E-02	0.00E+00	4.48E-02
Eu-155	4.00E-02	3.93E-01	1.71E-01	1.59E-01	8.75E-02
Am-241	0.00E+00	0.00E+00	0.00E+00	0.00E+00	0.00E+00
Judgmental					
Radionuclide	Min (pCi/g)	Max (pCi/g)	Mean (pCi/g)	Median (pCi/g)	SD (pCi/g)
Co-60	0.00E+00	6.23E-02	2.11E-02	1.15E-02	2.44E-02
Cs-134	0.00E+00	0.00E+00	0.00E+00	0.00E+00	0.00E+00
Cs-137	0.00E+00	1.61E-01	3.32E-02	2.10E-02	4.91E-02
Eu-152	0.00E+00	3.42E-02	3.68E-03	0.00E+00	1.08E-02
Eu-154	0.00E+00	5.88E-02	1.17E-02	0.00E+00	2.40E-02
Eu-155	0.00E+00	3.62E-01	1.60E-01	1.53E-01	1.36E-01
Am-241	0.00E+00	6.61E-02	6.61E-03	0.00E+00	2.09E-02

Total Number of Samples	
Random	15
Judgmental	10
QC	4

Random	
SOF >0.5	0
Maximum SOF	0.0433
Minimum SOF	0.0002

Judgmental	
SOF >0.5	0
Maximum SOF	0.0400
Minimum SOF	0.0002

Figure B.11 – Survey Unit 7000 Judgmental Sample Locations




Table B.21 – 7100 Gamma Spectroscopy Results for Judgmental Samples

Sample ID	Radionuclide	Activity (pCi/g)	Uncertainty (1 sigma)	Qualifier	MDA (pCi/g)	Decision Level (pCi/g)	Interim Screening Level Fraction	Fraction of Screening Level	SOF
7100X-1-CJ-GSSX-001	Co-60	1.22E-02	N/A	U	9.68E-02	5.20E-02	3.80E+00	3.21E-03	0.0177
	Cs-134	0.00E+00	N/A	U	1.25E-01	1.06E-01	5.70E+00	0.00E+00	
	Cs-137	5.33E-02	N/A	U	1.22E-01	5.49E-02	1.10E+01	4.85E-03	
	Eu-152	0.00E+00	N/A	U	3.09E-01	1.46E-01	8.70E+00	0.00E+00	
	Eu-154	7.74E-02	N/A	U	3.46E-01	1.52E-01	8.00E+00	9.68E-03	
	Eu-155	0.00E+00	N/A	U	3.61E-01	1.73E-01	2.80E+02	0.00E+00	
	Am-241	0.00E+00	N/A	U	3.22E-01	1.53E-01	2.10E+00	0.00E+00	
7100X-1-CJ-GSSX-002	Co-60	6.55E-02	N/A	U	8.32E-02	4.80E-02	3.80E+00	1.72E-02	0.0311
	Cs-134	0.00E+00	N/A	U	1.02E-01	9.88E-02	5.70E+00	0.00E+00	
	Cs-137	7.77E-02	2.73E-02		9.98E-02	4.44E-02	1.10E+01	7.06E-03	
	Eu-152	0.00E+00	N/A	U	2.69E-01	1.27E-01	8.70E+00	0.00E+00	
	Eu-154	4.67E-02	N/A	U	3.18E-01	1.40E-01	8.00E+00	5.84E-03	
	Eu-155	2.66E-01	N/A	U	3.62E-01	1.74E-01	2.80E+02	9.50E-04	
	Am-241	0.00E+00	N/A	U	3.11E-01	1.48E-01	2.10E+00	0.00E+00	
7100X-1-CJ-GSSX-003	Co-60	1.92E-02	N/A	U	7.26E-02	3.39E-02	3.80E+00	5.05E-03	0.0158
	Cs-134	0.00E+00	N/A	U	9.13E-02	8.76E-02	5.70E+00	0.00E+00	
	Cs-137	5.32E-02	N/A	U	9.73E-02	4.38E-02	1.10E+01	4.84E-03	
	Eu-152	8.96E-03	N/A	U	2.59E-01	1.23E-01	8.70E+00	1.03E-03	
	Eu-154	3.69E-02	N/A	U	2.50E-01	1.09E-01	8.00E+00	4.61E-03	
	Eu-155	7.10E-02	N/A	U	3.13E-01	1.50E-01	2.80E+02	2.54E-04	
	Am-241	0.00E+00	N/A	U	2.64E-01	1.25E-01	2.10E+00	0.00E+00	
7100X-1-CJ-GSSX-004	Co-60	0.00E+00	N/A	U	7.67E-02	3.23E-02	3.80E+00	0.00E+00	0.0163
	Cs-134	0.00E+00	N/A	U	7.85E-02	9.34E-02	5.70E+00	0.00E+00	
	Cs-137	2.14E-02	N/A	U	1.01E-01	4.57E-02	1.10E+01	1.95E-03	

Sample ID	Radionuclide	Activity (pCi/g)	Uncertainty (1 sigma)	Qualifier	MDA (pCi/g)	Decision Level (pCi/g)	Interim Screening Level Fraction	Fraction of Screening Level	SOF
	Eu-152	8.37E-02	N/A	U	2.67E-01	1.27E-01	8.70E+00	9.62E-03	
	Eu-154	2.95E-02	N/A	U	2.55E-01	1.11E-01	8.00E+00	3.69E-03	
	Eu-155	2.79E-01	N/A	U	3.49E-01	1.68E-01	2.80E+02	9.96E-04	
	Am-241	0.00E+00	N/A	U	3.02E-01	1.44E-01	2.10E+00	0.00E+00	
7100X-1-CJ-GSSX-005	Co-60	0.00E+00	N/A	U	6.23E-02	2.38E-02	3.80E+00	0.00E+00	0.0055
	Cs-134	0.00E+00	N/A	U	8.61E-02	1.11E-01	5.70E+00	0.00E+00	
	Cs-137	0.00E+00	N/A	U	1.07E-01	4.75E-02	1.10E+01	0.00E+00	
	Eu-152	4.79E-02	N/A	U	2.74E-01	1.29E-01	8.70E+00	5.51E-03	
	Eu-154	0.00E+00	N/A	U	3.06E-01	1.33E-01	8.00E+00	0.00E+00	
	Eu-155	0.00E+00	N/A	U	3.48E-01	1.66E-01	2.80E+02	0.00E+00	
	Am-241	0.00E+00	N/A	U	2.94E-01	1.39E-01	2.10E+00	0.00E+00	
7100X-1-CJ-GSSX-006	Co-60	4.69E-02	N/A	U	8.35E-02	4.84E-02	3.80E+00	1.23E-02	0.0131
	Cs-134	0.00E+00	N/A	U	8.38E-02	1.05E-01	5.70E+00	0.00E+00	
	Cs-137	0.00E+00	N/A	U	8.45E-02	3.69E-02	1.10E+01	0.00E+00	
	Eu-152	0.00E+00	N/A	U	2.64E-01	1.25E-01	8.70E+00	0.00E+00	
	Eu-154	0.00E+00	N/A	U	2.55E-01	1.09E-01	8.00E+00	0.00E+00	
	Eu-155	2.02E-01	N/A	U	3.48E-01	1.67E-01	2.80E+02	7.21E-04	
	Am-241	0.00E+00	N/A	U	2.83E-01	1.34E-01	2.10E+00	0.00E+00	
7100X-1-CJ-GSSA-007	Co-60	3.24E-02	N/A	U	8.25E-02	5.36E-02	3.80E+00	8.53E-03	0.0138
	Cs-134	0.00E+00	N/A	U	1.12E-01	1.13E-01	5.70E+00	0.00E+00	
	Cs-137	5.82E-02	N/A	U	1.41E-01	6.42E-02	1.10E+01	5.29E-03	
	Eu-152	0.00E+00	N/A	U	2.79E-01	1.31E-01	8.70E+00	0.00E+00	
	Eu-154	0.00E+00	N/A	U	2.30E-01	9.23E-02	8.00E+00	0.00E+00	
	Eu-155	0.00E+00	N/A	U	4.05E-01	1.94E-01	2.80E+02	0.00E+00	
	Am-241	0.00E+00	N/A	U	3.39E-01	1.61E-01	2.10E+00	0.00E+00	

Sample ID	Radionuclide	Activity (pCi/g)	Uncertainty (1 sigma)	Qualifier	MDA (pCi/g)	Decision Level (pCi/g)	Interim Screening Level Fraction	Fraction of Screening Level	SOF
7100X-1-CJ-GSSX-008	Co-60	1.06E-02	N/A	U	7.25E-02	4.21E-02	3.80E+00	2.79E-03	0.0209
	Cs-134	0.00E+00	N/A	U	1.02E-01	9.66E-02	5.70E+00	0.00E+00	
	Cs-137	4.34E-02	N/A	U	1.06E-01	4.77E-02	1.10E+01	3.95E-03	
	Eu-152	0.00E+00	N/A	U	2.72E-01	1.29E-01	8.70E+00	0.00E+00	
	Eu-154	1.12E-01	N/A	U	2.89E-01	1.25E-01	8.00E+00	1.40E-02	
	Eu-155	4.92E-02	N/A	U	3.48E-01	1.67E-01	2.80E+02	1.76E-04	
	Am-241	0.00E+00	N/A	U	3.14E-01	1.49E-01	2.10E+00	0.00E+00	
7100X-1-CJ-GSBX-009	Co-60	0.00E+00	N/A	U	1.10E-01	6.74E-02	3.80E+00	0.00E+00	0.0529
	Cs-134	0.00E+00	N/A	U	1.51E-01	9.30E-02	5.70E+00	0.00E+00	
	Cs-137	0.00E+00	N/A	U	1.24E-01	5.49E-02	1.10E+01	0.00E+00	
	Eu-152	1.35E-01	N/A	U	3.37E-01	1.59E-01	8.70E+00	1.55E-02	
	Eu-154	3.85E-02	N/A	U	4.26E-01	1.88E-01	8.00E+00	4.81E-03	
	Eu-155	0.00E+00	N/A	U	3.74E-01	1.78E-01	2.80E+02	0.00E+00	
	Am-241	6.85E-02	N/A	U	3.66E-01	1.74E-01	2.10E+00	3.26E-02	
7100X-1-CJ-GSBX-010	Co-60	0.00E+00	N/A	U	1.08E-01	5.20E-02	3.80E+00	0.00E+00	0.0046
	Cs-134	0.00E+00	N/A	U	1.45E-01	9.69E-02	5.70E+00	0.00E+00	
	Cs-137	4.65E-02	N/A	U	1.61E-01	7.29E-02	1.10E+01	4.23E-03	
	Eu-152	0.00E+00	N/A	U	3.06E-01	1.43E-01	8.70E+00	0.00E+00	
	Eu-154	0.00E+00	N/A	U	3.13E-01	1.30E-01	8.00E+00	0.00E+00	
	Eu-155	1.07E-01	N/A	U	4.31E-01	2.06E-01	2.80E+02	3.82E-04	
	Am-241	0.00E+00	N/A	U	3.65E-01	1.73E-01	2.10E+00	0.00E+00	

Table B.22 – 7100 Gamma Spectroscopy Results for QC Samples

Sample ID	Radionuclide	Activity (pCi/g)	Uncertainty (1 sigma)	Qualifier	MDA (pCi/g)	Decision Level (pCi/g)	Interim Screening Level Fraction	Fraction of Screening Level	SOF
7100X-1-CQ-GSSX-003	Co-60	3.17E-02	N/A	U	8.53E-02	3.96E-02	3.80E+00	8.34E-03	0.0167
	Cs-134	0.00E+00	N/A	U	8.64E-02	1.14E-01	5.70E+00	0.00E+00	
	Cs-137	6.07E-02	N/A	U	1.24E-01	5.57E-02	1.10E+01	5.52E-03	
	Eu-152	1.73E-02	N/A	U	2.63E-01	1.23E-01	8.70E+00	1.99E-03	
	Eu-154	0.00E+00	N/A	U	2.95E-01	1.26E-01	8.00E+00	0.00E+00	
	Eu-155	2.43E-01	N/A	U	3.47E-01	1.74E-01	2.80E+02	8.68E-04	
	Am-241	0.00E+00	N/A	U	2.89E-01	1.37E-01	2.10E+00	0.00E+00	
7100X-1-CJ-GSSB-007	Co-60	0.00E+00	N/A	U	9.00E-02	3.78E-02	3.80E+00	0.00E+00	0.0075
	Cs-134	0.00E+00	N/A	U	1.21E-01	1.05E-01	5.70E+00	0.00E+00	
	Cs-137	1.44E-02	1.86E-02		8.04E-02	3.40E-02	1.10E+01	1.31E-03	
	Eu-152	5.39E-02	N/A	U	2.96E-01	1.40E-01	8.70E+00	6.20E-03	
	Eu-154	0.00E+00	N/A	U	2.41E-01	9.89E-02	8.00E+00	0.00E+00	
	Eu-155	0.00E+00	N/A	U	3.54E-01	1.69E-01	2.80E+02	0.00E+00	
	Am-241	0.00E+00	N/A	U	3.28E-01	1.56E-01	2.10E+00	0.00E+00	

Table B.23 – 7100 Summary Statistics

Radionuclide	Min (pCi/g)	Max (pCi/g)	Mean (pCi/g)	Median (pCi/g)	SD (pCi/g)
Co-60	0.00E+00	6.55E-02	1.87E-02	1.14E-02	2.28E-02
Cs-134	0.00E+00	0.00E+00	0.00E+00	0.00E+00	0.00E+00
Cs-137	0.00E+00	7.77E-02	3.54E-02	4.50E-02	2.81E-02
Eu-152	0.00E+00	1.35E-01	2.76E-02	0.00E+00	4.72E-02
Eu-154	0.00E+00	1.12E-01	3.41E-02	3.32E-02	3.77E-02
Eu-155	0.00E+00	2.79E-01	9.74E-02	6.01E-02	1.12E-01
Am-241	0.00E+00	6.85E-02	6.85E-03	0.00E+00	2.17E-02

Total Number of Samples	
Random	0
Judgmental	10
QC	2

Judgmental	
SOF >0.5	0
Maximum SOF	0.0529
Minimum SOF	0.0046

Table B.24 – 7200 Gamma Spectroscopy Results for Judgmental Samples

Sample ID	Radionuclide	Activity (pCi/g)	Uncertainty (1 sigma)	Qualifier	MDA (pCi/g)	Decision Level (pCi/g)	Interim Screening Level Fraction	Fraction of Screening Level	SOF
7200X-1-CJ-GSSX-001	Co-60	0.00E+00	N/A	U	7.03E-02	2.82E-02	3.80E+00	0.00E+00	0.0082
	Cs-134	0.00E+00	N/A	U	1.18E-01	8.99E-02	5.70E+00	0.00E+00	
	Cs-137	7.50E-02	N/A	U	1.13E-01	5.11E-02	1.10E+01	6.82E-03	
	Eu-152	2.23E-03	N/A	U	2.82E-01	1.33E-01	8.70E+00	2.56E-04	
	Eu-154	2.79E-03	N/A	U	2.75E-01	1.18E-01	8.00E+00	3.49E-04	
	Eu-155	2.06E-01	N/A	U	3.65E-01	1.75E-01	2.80E+02	7.36E-04	
	Am-241	0.00E+00	N/A	U	2.96E-01	1.40E-01	2.10E+00	0.00E+00	
7200X-1-CJ-GSSA-002	Co-60	1.31E-02	N/A	U	6.94E-02	3.81E-02	3.80E+00	3.45E-03	0.0110
	Cs-134	0.00E+00	N/A	U	8.27E-02	8.80E-02	5.70E+00	0.00E+00	
	Cs-137	2.70E-03	N/A	U	9.09E-02	3.99E-02	1.10E+01	2.45E-04	
	Eu-152	0.00E+00	N/A	U	2.57E-01	1.21E-01	8.70E+00	0.00E+00	
	Eu-154	5.80E-02	N/A	U	2.36E-01	9.92E-02	8.00E+00	7.25E-03	
	Eu-155	2.57E-02	N/A	U	3.11E-01	1.48E-01	2.80E+02	9.18E-05	
	Am-241	0.00E+00	N/A	U	2.53E-01	1.19E-01	2.10E+00	0.00E+00	
7200X-1-CJ-GSSX-003	Co-60	4.81E-02	N/A	U	9.41E-02	4.01E-02	3.80E+00	1.27E-02	0.0182
	Cs-134	0.00E+00	N/A	U	1.07E-01	8.09E-02	5.70E+00	0.00E+00	
	Cs-137	5.41E-02	N/A	U	1.09E-01	4.90E-02	1.10E+01	4.92E-03	
	Eu-152	0.00E+00	N/A	U	2.50E-01	1.18E-01	8.70E+00	0.00E+00	
	Eu-154	0.00E+00	N/A	U	2.69E-01	1.15E-01	8.00E+00	0.00E+00	
	Eu-155	1.62E-01	N/A	U	3.46E-01	1.66E-01	2.80E+02	5.79E-04	
	Am-241	0.00E+00	N/A	U	2.91E-01	1.38E-01	2.10E+00	0.00E+00	
7200X-1-CJ-GSSX-004	Co-60	9.09E-03	N/A	U	8.27E-02	3.45E-02	3.80E+00	2.39E-03	0.0122
	Cs-134	0.00E+00	N/A	U	1.13E-01	9.08E-02	5.70E+00	0.00E+00	
	Cs-137	4.47E-02	N/A	U	9.90E-02	4.39E-02	1.10E+01	4.06E-03	

Sample ID	Radionuclide	Activity (pCi/g)	Uncertainty (1 sigma)	Qualifier	MDA (pCi/g)	Decision Level (pCi/g)	Interim Screening Level Fraction	Fraction of Screening Level	SOF
	Eu-152	4.97E-02	N/A	U	2.85E-01	1.35E-01	8.70E+00	5.71E-03	
	Eu-154	0.00E+00	N/A	U	2.67E-01	1.14E-01	8.00E+00	0.00E+00	
	Eu-155	1.31E-02	N/A	U	2.50E-01	1.18E-01	2.80E+02	4.68E-05	
	Am-241	0.00E+00	N/A	U	2.91E-01	1.38E-01	2.10E+00	0.00E+00	
7200X-1-CJ-GSSX-005	Co-60	5.19E-03	N/A	U	7.12E-02	2.92E-02	3.80E+00	1.37E-03	0.0226
	Cs-134	0.00E+00	N/A	U	1.07E-01	7.92E-02	5.70E+00	0.00E+00	
	Cs-137	5.71E-02	N/A	U	1.08E-01	4.88E-02	1.10E+01	5.19E-03	
	Eu-152	0.00E+00	N/A	U	2.54E-01	1.20E-01	8.70E+00	0.00E+00	
	Eu-154	0.00E+00	N/A	U	2.60E-01	1.12E-01	8.00E+00	0.00E+00	
	Eu-155	2.14E-01	N/A	U	3.47E-01	1.67E-01	2.80E+02	7.64E-04	
	Am-241	3.21E-02	N/A	U	3.16E-01	1.51E-01	2.10E+00	1.53E-02	
7200X-1-CJ-GSSX-006	Co-60	3.54E-02	N/A	U	8.30E-02	3.48E-02	3.80E+00	9.32E-03	0.0176
	Cs-134	0.00E+00	N/A	U	9.26E-02	9.12E-02	5.70E+00	0.00E+00	
	Cs-137	0.00E+00	N/A	U	9.02E-02	3.97E-02	1.10E+01	0.00E+00	
	Eu-152	0.00E+00	N/A	U	2.50E-01	1.18E-01	8.70E+00	0.00E+00	
	Eu-154	6.53E-02	N/A	U	2.46E-01	1.04E-01	8.00E+00	8.16E-03	
	Eu-155	2.97E-02	N/A	U	3.01E-01	1.43E-01	2.80E+02	1.06E-04	
	Am-241	0.00E+00	N/A	U	2.66E-01	1.26E-01	2.10E+00	0.00E+00	
7200X-1-CJ-GSSX-007	Co-60	2.23E-02	N/A	U	1.07E-01	4.66E-02	3.80E+00	5.87E-03	0.0143
	Cs-134	0.00E+00	N/A	U	9.60E-02	1.03E-01	5.70E+00	0.00E+00	
	Cs-137	1.01E-04	N/A	U	9.83E-02	4.35E-02	1.10E+01	9.18E-06	
	Eu-152	0.00E+00	N/A	U	2.87E-01	1.36E-01	8.70E+00	0.00E+00	
	Eu-154	6.72E-02	N/A	U	3.52E-01	1.57E-01	8.00E+00	8.40E-03	
	Eu-155	0.00E+00	N/A	U	3.67E-01	1.76E-01	2.80E+02	0.00E+00	
	Am-241	0.00E+00	N/A	U	3.27E-01	1.56E-01	2.10E+00	0.00E+00	

Sample ID	Radionuclide	Activity (pCi/g)	Uncertainty (1 sigma)	Qualifier	MDA (pCi/g)	Decision Level (pCi/g)	Interim Screening Level Fraction	Fraction of Screening Level	SOF
7200X-1-CJ-GSSX-008	Co-60	4.86E-02	N/A	U	9.74E-02	5.19E-02	3.80E+00	1.28E-02	0.0252
	Cs-134	0.00E+00	N/A	U	9.45E-02	7.72E-02	5.70E+00	0.00E+00	
	Cs-137	0.00E+00	N/A	U	9.96E-02	4.46E-02	1.10E+01	0.00E+00	
	Eu-152	0.00E+00	N/A	U	2.77E-01	1.31E-01	8.70E+00	0.00E+00	
	Eu-154	0.00E+00	N/A	U	2.54E-01	1.09E-01	8.00E+00	0.00E+00	
	Eu-155	6.15E-02	N/A	U	3.66E-01	1.76E-01	2.80E+02	2.20E-04	
	Am-241	2.56E-02	N/A	U	3.55E-01	1.70E-01	2.10E+00	1.22E-02	
7200X-1-CJ-GSBX-009	Co-60	2.94E-02	N/A	U	1.20E-01	5.15E-02	3.80E+00	7.74E-03	0.0289
	Cs-134	0.00E+00	N/A	U	1.45E-01	9.08E-02	5.70E+00	0.00E+00	
	Cs-137	9.62E-02	N/A	U	1.28E-01	5.73E-02	1.10E+01	8.75E-03	
	Eu-152	1.79E-02	N/A	U	3.01E-01	1.42E-01	8.70E+00	2.06E-03	
	Eu-154	0.00E+00	N/A	U	3.75E-01	1.63E-01	8.00E+00	0.00E+00	
	Eu-155	5.66E-02	N/A	U	3.75E-01	1.79E-01	2.80E+02	2.02E-04	
	Am-241	2.14E-02	N/A	U	3.29E-01	1.56E-01	2.10E+00	1.02E-02	
7200X-1-CJ-GSBX-010	Co-60	0.00E+00	N/A	U	1.21E-01	6.44E-02	3.80E+00	0.00E+00	0.0561
	Cs-134	0.00E+00	N/A	U	2.02E-01	1.40E-01	5.70E+00	0.00E+00	
	Cs-137	6.35E-02	N/A	U	1.93E-01	8.70E-02	1.10E+01	5.77E-03	
	Eu-152	1.18E-01	N/A	U	4.60E-01	2.18E-01	8.70E+00	1.36E-02	
	Eu-154	0.00E+00	N/A	U	5.17E-01	2.25E-01	8.00E+00	0.00E+00	
	Eu-155	1.65E-01	N/A	U	5.82E-01	2.85E-01	2.80E+02	5.89E-04	
	Am-241	7.60E-02	N/A	U	5.13E-01	2.44E-01	2.10E+00	3.62E-02	

Table B.25 – 7200 Gamma Spectroscopy Results for QC Samples

Sample ID	Radionuclide	Activity (pCi/g)	Uncertainty (1 sigma)	Qualifier	MDA (pCi/g)	Decision Level (pCi/g)	Interim Screening Level Fraction	Fraction of Screening Level	SOF
7200X-1-CJ-GSSB-002	Co-60	2.27E-03	N/A	U	7.56E-02	4.23E-02	3.80E+00	5.97E-04	0.0101
	Cs-134	0.00E+00	N/A	U	7.85E-02	8.99E-02	5.70E+00	0.00E+00	
	Cs-137	1.81E-02	N/A	U	7.65E-02	3.30E-02	1.10E+01	1.65E-03	
	Eu-152	1.93E-02	N/A	U	2.34E-01	1.10E-01	8.70E+00	2.22E-03	
	Eu-154	4.24E-02	N/A	U	2.66E-01	1.15E-01	8.00E+00	5.30E-03	
	Eu-155	8.31E-02	N/A	U	2.89E-01	1.38E-01	2.80E+02	2.97E-04	
	Am-241	0.00E+00	N/A	U	2.67E-01	1.27E-01	2.10E+00	0.00E+00	
7200X-1-CQ-GSSX-006	Co-60	4.85E-02	N/A	U	6.86E-02	4.71E-02	3.80E+00	1.28E-02	0.0146
	Cs-134	0.00E+00	N/A	U	1.04E-01	9.23E-02	5.70E+00	0.00E+00	
	Cs-137	1.61E-02	N/A	U	1.04E-01	4.61E-02	1.10E+01	1.46E-03	
	Eu-152	0.00E+00	N/A	U	2.53E-01	1.19E-01	8.70E+00	0.00E+00	
	Eu-154	0.00E+00	N/A	U	2.38E-01	9.93E-02	8.00E+00	0.00E+00	
	Eu-155	1.04E-01	N/A	U	3.41E-01	1.63E-01	2.80E+02	3.71E-04	
	Am-241	0.00E+00	N/A	U	2.82E-01	1.33E-01	2.10E+00	0.00E+00	

Table B.26 – 7200 Summary Statistics

Radionuclide	Min (pCi/g)	Max (pCi/g)	Mean (pCi/g)	Median (pCi/g)	SD (pCi/g)
Co-60	0.00E+00	4.86E-02	2.11E-02	1.77E-02	1.86E-02
Cs-134	0.00E+00	0.00E+00	0.00E+00	0.00E+00	0.00E+00
Cs-137	0.00E+00	9.62E-02	3.93E-02	4.94E-02	3.59E-02
Eu-152	0.00E+00	1.18E-01	1.88E-02	0.00E+00	3.83E-02
Eu-154	0.00E+00	6.72E-02	1.93E-02	0.00E+00	3.06E-02
Eu-155	0.00E+00	2.14E-01	9.34E-02	5.91E-02	8.38E-02
Am-241	0.00E+00	7.60E-02	1.55E-02	0.00E+00	2.48E-02

Total Number of Samples	
Random	0
Judgmental	10
QC	2

Judgmental	
SOF >0.5	0
Maximum SOF	0.0561
Minimum SOF	0.0082

Table B.27 – 7300 Gamma Spectroscopy Results for Judgmental Samples

Sample ID	Radionuclide	Activity (pCi/g)	Uncertainty (1 sigma)	Qualifier	MDA (pCi/g)	Decision Level (pCi/g)	Interim Screening Level Fraction	Fraction of Screening Level	SOF
7300X-1-CJ-GSSX-001	Co-60	4.75E-02	N/A	U	1.09E-01	6.24E-02	3.80E+00	1.25E-02	0.0610
	Cs-134	0.00E+00	N/A	U	1.02E-01	7.59E-02	5.70E+00	0.00E+00	
	Cs-137	1.68E-02	N/A	U	1.20E-01	5.38E-02	1.10E+01	1.53E-03	
	Eu-152	0.00E+00	N/A	U	2.70E-01	1.27E-01	8.70E+00	0.00E+00	
	Eu-154	0.00E+00	N/A	U	2.42E-01	1.00E-01	8.00E+00	0.00E+00	
	Eu-155	8.80E-02	N/A	U	3.57E-01	1.71E-01	2.80E+02	3.14E-04	
	Am-241	9.79E-02	N/A	U	3.34E-01	1.59E-01	2.10E+00	4.66E-02	
7300X-1-CJ-GSSX-002	Co-60	4.73E-02	N/A	U	1.18E-01	5.13E-02	3.80E+00	1.24E-02	0.0362
	Cs-134	0.00E+00	N/A	U	1.31E-01	7.34E-02	5.70E+00	0.00E+00	
	Cs-137	0.00E+00	N/A	U	1.08E-01	4.79E-02	1.10E+01	0.00E+00	
	Eu-152	0.00E+00	N/A	U	2.59E-01	1.22E-01	8.70E+00	0.00E+00	
	Eu-154	0.00E+00	N/A	U	3.82E-01	1.70E-01	8.00E+00	0.00E+00	
	Eu-155	6.32E-02	N/A	U	3.53E-01	1.69E-1	2.80E+02	2.26E-04	
	Am-241	4.95E-02	N/A	U	3.12E-01	1.48E-01	2.10E+00	2.36E-02	
7300X-1-CJ-GSSA-003	Co-60	4.39E-02	N/A	U	1.01E-01	4.33E-02	3.80E+00	1.16E-02	0.0253
	Cs-134	0.00E+00	N/A	U	1.46E-01	7.87E-02	5.70E+00	0.00E+00	
	Cs-137	1.86E-02	N/A	U	1.06E-01	4.74E-02	1.10E+01	1.69E-03	
	Eu-152	1.04E-01	N/A	U	2.74E-01	1.29E-01	8.70E+00	1.20E-02	
	Eu-154	0.00E+00	N/A	U	3.12E-01	1.36E-01	8.00E+00	0.00E+00	
	Eu-155	2.74E-02	N/A	U	3.53E-01	1.69E-01	2.80E+02	9.79E-05	
	Am-241	0.00E+00	N/A	U	3.25E-01	1.54E-01	2.10E+00	0.00E+00	
7300X-1-CJ-GSSX-004	Co-60	3.61E-02	N/A	U	9.36E-02	4.05E-02	3.80E+00	9.50E-03	0.0109
	Cs-134	0.00E+00	N/A	U	1.10E-01	7.70E-02	5.70E+00	0.00E+00	
	Cs-137	1.14E-02	N/A	U	9.90E-02	4.44E-02	1.10E+01	1.04E-03	

Sample ID	Radionuclide	Activity (pCi/g)	Uncertainty (1 sigma)	Qualifier	MDA (pCi/g)	Decision Level (pCi/g)	Interim Screening Level Fraction	Fraction of Screening Level	SOF
	Eu-152	0.00E+00	N/A	U	2.43E-01	1.15E-01	8.70E+00	0.00E+00	
	Eu-154	0.00E+00	N/A	U	3.17E-01	1.41E-01	8.00E+00	0.00E+00	
	Eu-155	1.13E-01	N/A	U	3.18E-01	1.61E-01	2.80E+02	4.04E-04	
	Am-241	0.00E+00	N/A	U	2.95E-01	1.40E-01	2.10E+00	0.00E+00	
7300X-1-CJ-GSSX-005	Co-60	1.25E-02	N/A	U	9.88E-02	4.29E-02	3.80E+00	3.29E-03	0.0079
	Cs-134	0.00E+00	N/A	U	1.23E-01	7.30E-02	5.70E+00	0.00E+00	
	Cs-137	4.38E-02	N/A	U	1.11E-01	4.97E-02	1.10E+01	3.98E-03	
	Eu-152	0.00E+00	N/A	U	2.56E-01	1.20E-01	8.70E+00	0.00E+00	
	Eu-154	0.00E+00	N/A	U	3.18E-01	1.38E-01	8.00E+00	0.00E+00	
	Eu-155	1.66E-01	N/A	U	3.27E-01	1.56E-01	2.80E+02	5.93E-04	
	Am-241	0.00E+00	N/A	U	2.81E-01	1.33E-01	2.10E+00	0.00E+00	
7300X-1-CJ-GSSX-006	Co-60	2.67E-02	N/A	U	7.03E-02	2.88E-02	3.80E+00	7.03E-03	0.0091
	Cs-134	0.00E+00	N/A	U	9.66E-02	8.94E-02	5.70E+00	0.00E+00	
	Cs-137	2.08E-02	N/A	U	8.91E-02	3.94E-02	1.10E+01	1.89E-03	
	Eu-152	0.00E+00	N/A	U	2.69E-01	1.27E-01	8.70E+00	0.00E+00	
	Eu-154	0.00E+00	N/A	U	2.19E-01	9.17E-02	8.00E+00	0.00E+00	
	Eu-155	3.88E-02	N/A	U	3.57E-01	1.72E-01	2.80E+02	1.39E-04	
	Am-241	0.00E+00	N/A	U	2.86E-01	1.35E-01	2.10E+00	0.00E+00	
7300X-1-CJ-GSSX-007	Co-60	0.00E+00	N/A	U	9.39E-02	5.42E-02	3.80E+00	0.00E+00	0.0095
	Cs-134	0.00E+00	N/A	U	1.16E-01	8.59E-02	5.70E+00	0.00E+00	
	Cs-137	3.69E-02	N/A	U	1.10E-01	4.90E-02	1.10E+01	3.35E-03	
	Eu-152	5.28E-02	N/A	U	2.84E-01	1.34E-01	8.70E+00	6.07E-03	
	Eu-154	0.00E+00	N/A	U	2.77E-01	1.18E-01	8.00E+00	0.00E+00	
	Eu-155	3.49E-02	N/A	U	3.53E-01	1.69E-01	2.80E+02	1.25E-04	
	Am-241	0.00E+00	N/A	U	2.99E-01	1.42E-01	2.10E+00	0.00E+00	

Sample ID	Radionuclide	Activity (pCi/g)	Uncertainty (1 sigma)	Qualifier	MDA (pCi/g)	Decision Level (pCi/g)	Interim Screening Level Fraction	Fraction of Screening Level	SOF
7300X-1-CJ-GSSX-008	Co-60	4.29E-02	N/A	U	8.32E-02	3.55E-02	3.80E+00	1.13E-02	0.0148
	Cs-134	0.00E+00	N/A	U	1.00E-01	8.19E-02	5.70E+00	0.00E+00	
	Cs-137	3.76E-02	N/A	U	1.05E-01	4.77E-02	1.10E+01	3.42E-03	
	Eu-152	0.00E+00	N/A	U	2.68E-01	1.27E-01	8.70E+00	0.00E+00	
	Eu-154	0.00E+00	N/A	U	2.82E-01	1.24E-01	8.00E+00	0.00E+00	
	Eu-155	3.79E-02	N/A	U	3.36E-01	1.61E-01	2.80E+02	1.35E-04	
	Am-241	0.00E+00	N/A	U	3.01E-01	1.43E-01	2.10E+00	0.00E+00	
7300X-1-CJ-GSBX-009	Co-60	3.43E-02	N/A	U	1.27E-01	5.37E-02	3.80E+00	9.03E-03	0.0206
	Cs-134	0.00E+00	N/A	U	1.46E-01	9.84E-02	5.70E+00	0.00E+00	
	Cs-137	1.63E-02	N/A	U	1.29E-01	5.71E-02	1.10E+01	1.48E-03	
	Eu-152	0.00E+00	N/A	U	3.11E-01	1.46E-01	8.70E+00	0.00E+00	
	Eu-154	7.46E-02	N/A	U	4.32E-01	1.89E-01	8.00E+00	9.33E-03	
	Eu-155	2.18E-01	N/A	U	4.21E-01	2.01E-01	2.80E+02	7.79E-04	
	Am-241	0.00E+00	N/A	U	3.71E-01	1.76E-01	2.10E+00	0.00E+00	
7300X-1-CJ-GSBX-010	Co-60	0.00E+00	N/A	U	9.62E-02	4.27E-02	3.80E+00	0.00E+00	0.0120
	Cs-134	6.54E-03	N/A	U	1.33E-01	8.18E-02	5.70E+00	1.15E-03	
	Cs-137	6.95E-03	N/A	U	1.18E-01	5.29E-02	1.10E+01	6.32E-04	
	Eu-152	0.00E+00	N/A	U	2.87E-01	1.36E-01	8.70E+00	0.00E+00	
	Eu-154	8.02E-02	N/A	U	4.09E-01	1.84E-01	8.00E+00	1.00E-02	
	Eu-155	5.16E-02	N/A	U	3.82E-01	1.83E-01	2.80E+02	1.84E-04	
	Am-241	0.00E+00	N/A	U	3.30E-01	1.57E-01	2.10E+00	0.00E+00	

Table B.28 – 7300 Gamma Spectroscopy Results for QC Samples

Sample ID	Radionuclide	Activity (pCi/g)	Uncertainty (1 sigma)	Qualifier	MDA (pCi/g)	Decision Level (pCi/g)	Interim Screening Level Fraction	Fraction of Screening Level	SOF
7300X-1-CJ-GSSB-003	Co-60	2.15E-02	N/A	U	7.98E-02	3.30E-02	3.80E+00	5.66E-03	0.0103
	Cs-134	0.00E+00	N/A	U	1.03E-01	8.42E-02	5.70E+00	0.00E+00	
	Cs-137	4.11E-02	N/A	U	9.75E-02	4.32E-02	1.10E+01	3.74E-03	
	Eu-152	0.00E+00	N/A	U	2.52E-01	1.19E-01	8.70E+00	0.00E+00	
	Eu-154	0.00E+00	N/A	U	2.74E-01	1.18E-01	8.00E+00	0.00E+00	
	Eu-155	2.48E-01	N/A	U	3.29E-01	1.57E-01	2.80E+02	8.86E-04	
	Am-241	0.00E+00	N/A	U	2.80E-01	1.33E-01	2.10E+00	0.00E+00	
7300X-1-CQ-GSSX-005	Co-60	1.76E-02	N/A	U	8.29E-02	3.45E-02	3.80E+00	4.63E-03	0.0186
	Cs-134	0.00E+00	N/A	U	1.08E-01	7.58E-02	5.70E+00	0.00E+00	
	Cs-137	4.74E-02	N/A	U	1.01E-01	4.50E-02	1.10E+01	4.31E-03	
	Eu-152	8.18E-02	N/A	U	2.66E-01	1.25E-01	8.70E+00	9.40E-03	
	Eu-154	0.00E+00	N/A	U	2.94E-01	1.27E-01	8.00E+00	0.00E+00	
	Eu-155	6.70E-02	N/A	U	3.20E-01	1.53E-01	2.80E+02	2.39E-04	
	Am-241	0.00E+00	N/A	U	3.04E-01	1.44E-01	2.10E+00	0.00E+00	

Table B.29 – 7300 Summary Statistics

Radionuclide	Min (pCi/g)	Max (pCi/g)	Mean (pCi/g)	Median (pCi/g)	SD (pCi/g)
Co-60	0.00E+00	4.75E-02	2.91E-02	3.52E-02	1.86E-02
Cs-134	0.00E+00	6.54E-03	6.54E-04	0.00E+00	2.07E-03
Cs-137	0.00E+00	4.38E-02	2.09E-02	1.77E-02	1.42E-02
Eu-152	0.00E+00	1.04E-01	1.57E-02	0.00E+00	3.52E-02
Eu-154	0.00E+00	8.02E-02	1.55E-02	0.00E+00	3.27E-02
Eu-155	2.74E-02	2.18E-01	8.39E-02	5.74E-02	6.39E-02
Am-241	0.00E+00	9.79E-02	1.47E-02	0.00E+00	3.31E-02

Total Number of Samples	
Random	0
Judgmental	10
QC	2

Judgmental	
SOF >0.5	0
Maximum SOF	0.0610
Minimum SOF	0.0079

Table B.30 – 7400 Gamma Spectroscopy Results for Judgmental Samples

Sample ID	Radionuclide	Activity (pCi/g)	Uncertainty (1 sigma)	Qualifier	MDA (pCi/g)	Decision Level (pCi/g)	Interim Screening Level Fraction	Fraction of Screening Level	SOF
7400X-1-CJ-GSSX-001	Co-60	9.49E-03	N/A	U	7.41E-02	3.01E-02	3.80E+00	2.50E-03	0.0245
	Cs-134	0.00E+00	N/A	U	1.20E-01	7.95E-02	5.70E+00	0.00E+00	
	Cs-137	0.00E+00	N/A	U	1.24E-01	5.66E-02	1.10E+01	0.00E+00	
	Eu-152	3.37E-02	N/A	U	2.78E-01	1.32E-01	8.70E+00	3.87E-03	
	Eu-154	1.40E-01	N/A	U	3.24E-01	1.73E-01	8.00E+00	1.75E-02	
	Eu-155	1.66E-01	N/A	U	3.61E-01	1.73E-01	2.80E+02	5.93E-04	
	Am-241	0.00E+00	N/A	U	3.21E-01	1.53E-01	2.10E+00	0.00E+00	
7400X-1-CJ-GSSX-002	Co-60	0.00E+00	N/A	U	8.51E-02	3.64E-02	3.80E+00	0.00E+00	0.0105
	Cs-134	0.00E+00	N/A	U	1.03E-01	9.22E-02	5.70E+00	0.00E+00	
	Cs-137	0.00E+00	N/A	U	9.17E-02	4.06E-02	1.10E+01	0.00E+00	
	Eu-152	9.10E-02	N/A	U	2.84E-01	1.35E-01	8.70E+00	1.05E-02	
	Eu-154	0.00E+00	N/A	U	2.19E-01	9.11E-02	8.00E+00	0.00E+00	
	Eu-155	0.00E+00	N/A	U	3.43E-01	1.64E-01	2.80E+02	0.00E+00	
	Am-241	0.00E+00	N/A	U	2.91E-01	1.38E-01	2.10E+00	0.00E+00	
7400X-1-CJ-GSSX-003	Co-60	6.72E-03	N/A	U	7.61E-02	3.15E-02	3.80E+00	1.77E-03	0.0059
	Cs-134	0.00E+00	N/A	U	1.10E-01	8.54E-02	5.70E+00	0.00E+00	
	Cs-137	1.89E-02	N/A	U	1.03E-01	4.63E-02	1.10E+01	1.72E-03	
	Eu-152	1.79E-02	N/A	U	2.62E-01	1.24E-01	8.70E+00	2.06E-03	
	Eu-154	0.00E+00	N/A	U	2.55E-01	1.09E-01	8.00E+00	0.00E+00	
	Eu-155	9.02E-02	N/A	U	3.22E-01	1.54E-01	2.80E+02	3.22E-04	
	Am-241	0.00E+00	N/A	U	2.82E-01	1.33E-01	2.10E+00	0.00E+00	
7400X-1-CJ-GSSX-004	Co-60	8.31E-02	N/A	U	9.65E-02	6.24E-02	3.80E+00	2.19E-02	0.0472
	Cs-134	0.00E+00	N/A	U	1.06E-01	6.76E-02	5.70E+00	0.00E+00	
	Cs-137	0.00E+00	N/A	U	9.60E-02	4.28E-02	1.10E+01	0.00E+00	

Sample ID	Radionuclide	Activity (pCi/g)	Uncertainty (1 sigma)	Qualifier	MDA (pCi/g)	Decision Level (pCi/g)	Interim Screening Level Fraction	Fraction of Screening Level	SOF
	Eu-152	1.51E-01	N/A	U	2.63E-01	1.25E-01	8.70E+00	1.74E-02	
	Eu-154	6.10E-02	N/A	U	2.91E-01	1.28E-01	8.00E+00	7.63E-03	
	Eu-155	8.46E-02	N/A	U	3.16E-01	1.51E-01	2.80E+02	3.02E-04	
	Am-241	0.00E+00	N/A	U	2.68E-01	1.27E-01	2.10E+00	0.00E+00	
7400X-1-CJ-GSSA-005	Co-60	2.63E-02	N/A	U	8.57E-02	3.63E-02	3.80E+00	6.92E-03	0.0133
	Cs-134	0.00E+00	N/A	U	1.14E-01	7.53E-02	5.70E+00	0.00E+00	
	Cs-137	6.47E-02	N/A	U	1.15E-01	5.23E-02	1.10E+01	5.88E-03	
	Eu-152	0.00E+00	N/A	U	2.65E-01	1.25E-01	8.70E+00	0.00E+00	
	Eu-154	0.00E+00	N/A	U	3.23E-01	1.43E-01	8.00E+00	0.00E+00	
	Eu-155	1.33E-01	N/A	U	3.47E-01	1.66E-01	2.80E+02	4.75E-04	
	Am-241	0.00E+00	N/A	U	2.98E-01	1.42E-01	2.10E+00	0.00E+00	
7400X-1-CJ-GSSX-006	Co-60	0.00E+00	N/A	U	9.23E-02	5.27E-02	3.80E+00	0.00E+00	0.0429
	Cs-134	0.00E+00	N/A	U	1.36E-01	8.63E-02	5.70E+00	0.00E+00	
	Cs-137	2.52E-02	N/A	U	1.18E-01	5.28E-02	1.10E+01	2.29E-03	
	Eu-152	0.00E+00	N/A	U	2.92E-01	1.37E-01	8.70E+00	0.00E+00	
	Eu-154	6.95E-02	N/A	U	3.39E-01	1.47E-01	8.00E+00	8.69E-03	
	Eu-155	9.81E-02	N/A	U	3.61E-01	1.73E-01	2.80E+02	3.50E-04	
	Am-241	6.62E-02	N/A	U	3.47E-01	1.65E-01	2.10E+00	3.15E-02	
7400X-1-CJ-GSSX-007	Co-60	0.00E+00	N/A	U	7.54E-02	4.70E-02	3.80E+00	0.00E+00	0.0012
	Cs-134	0.00E+00	N/A	U	1.28E-01	9.12E-02	5.70E+00	0.00E+00	
	Cs-137	6.23E-03	N/A	U	1.26E-01	5.72E-02	1.10E+01	5.66E-04	
	Eu-152	0.00E+00	N/A	U	2.84E-01	1.34E-01	8.70E+00	0.00E+00	
	Eu-154	0.00E+00	N/A	U	3.40E-01	1.49E-01	8.00E+00	0.00E+00	
	Eu-155	1.68E-01	N/A	U	3.70E-01	1.79E-01	2.80E+02	6.00E-04	
	Am-241	0.00E+00	N/A	U	3.35E-01	1.59E-01	2.10E+00	0.00E+00	

Sample ID	Radionuclide	Activity (pCi/g)	Uncertainty (1 sigma)	Qualifier	MDA (pCi/g)	Decision Level (pCi/g)	Interim Screening Level Fraction	Fraction of Screening Level	SOF
7400X-1-CJ-GSSX-008	Co-60	9.42E-03	N/A	U	8.25E-02	5.08E-02	3.80E+00	2.48E-03	0.0039
	Cs-134	0.00E+00	N/A	U	1.09E-01	7.08E-02	5.70E+00	0.00E+00	
	Cs-137	0.00E+00	N/A	U	9.87E-02	4.38E-02	1.10E+01	0.00E+00	
	Eu-152	0.00E+00	N/A	U	2.51E-01	1.18E-01	8.70E+00	0.00E+00	
	Eu-154	8.38E-03	N/A	U	3.15E-01	1.38E-01	8.00E+00	1.05E-03	
	Eu-155	1.14E-01	N/A	U	3.31E-01	1.58E-01	2.80E+02	4.07E-04	
	Am-241	0.00E+00	N/A	U	2.80E-01	1.33E-01	2.10E+00	0.00E+00	
7400X-1-CJ-GSBX-009	Co-60	0.00E+00	N/A	U	9.97E-02	6.04E-02	3.80E+00	0.00E+00	0.0276
	Cs-134	0.00E+00	N/A	U	1.52E-01	9.70E-02	5.70E+00	0.00E+00	
	Cs-137	0.00E+00	N/A	U	1.39E-01	6.22E-02	1.10E+01	0.00E+00	
	Eu-152	6.35E-02	N/A	U	3.24E-01	1.52E-01	8.70E+00	7.30E-03	
	Eu-154	1.59E-01	N/A	U	3.72E-01	1.61E-01	8.00E+00	1.99E-02	
	Eu-155	1.18E-01	N/A	U	4.42E-01	2.14E-01	2.80E+02	4.21E-04	
	Am-241	0.00E+00	N/A	U	3.84E-01	1.83E-01	2.10E+00	0.00E+00	
7400X-1-CJ-GSBX-010	Co-60	7.12E-02	N/A	U	1.04E-01	5.98E-02	3.80E+00	1.87E-02	0.0290
	Cs-134	0.00E+00	N/A	U	1.39E-01	8.34E-02	5.70E+00	0.00E+00	
	Cs-137	1.59E-02	N/A	U	1.22E-01	5.45E-02	1.10E+01	1.45E-03	
	Eu-152	5.97E-02	N/A	U	2.89E-01	1.36E-01	8.70E+00	6.86E-03	
	Eu-154	1.50E-02	N/A	U	3.29E-01	1.42E-01	8.00E+00	1.88E-03	
	Eu-155	1.93E-02	N/A	U	3.71E-01	1.77E-01	2.80E+02	6.89E-05	
	Am-241	0.00E+00	N/A	U	3.35E-01	1.59E-01	2.10E+00	0.00E+00	

Table B.31 – 7400 Gamma Spectroscopy Results for QC Samples

Sample ID	Radionuclide	Activity (pCi/g)	Uncertainty (1 sigma)	Qualifier	MDA (pCi/g)	Decision Level (pCi/g)	Interim Screening Level Fraction	Fraction of Screening Level	SOF
7400X-1-CQ-GSSX-004	Co-60	2.82E-02	N/A	U	8.82E-02	3.76E-02	3.80E+00	7.42E-03	0.0124
	Cs-134	0.00E+00	N/A	U	1.04E-01	7.24E-02	5.70E+00	0.00E+00	
	Cs-137	0.00E+00	N/A	U	9.71E-02	4.32E-02	1.10E+01	0.00E+00	
	Eu-152	3.83E-02	N/A	U	2.61E-01	1.23E-01	8.70E+00	4.40E-03	
	Eu-154	4.37E-04	N/A	U	3.04E-01	1.34E-01	8.00E+00	5.46E-05	
	Eu-155	1.50E-01	N/A	U	3.21E-01	1.54E-01	2.80E+02	5.36E-04	
	Am-241	0.00E+00	N/A	U	3.01E-01	1.43E-01	2.10E+00	0.00E+00	
7400X-1-CJ-GSSB-005	Co-60	0.00E+00	N/A	U	8.11E-02	3.44E-02	3.80E+00	0.00E+00	0.0205
	Cs-134	0.00E+00	N/A	U	1.09E-01	6.97E-02	5.70E+00	0.00E+00	
	Cs-137	3.23E-02	N/A	U	1.08E-01	4.90E-02	1.10E+01	2.94E-03	
	Eu-152	2.42E-03	N/A	U	2.53E-01	1.20E-01	8.70E+00	2.78E-04	
	Eu-154	3.73E-02	N/A	U	2.62E-01	1.14E-01	8.00E+00	4.66E-03	
	Eu-155	2.16E-01	N/A	U	3.21E-01	1.54E-01	2.80E+02	7.71E-04	
	Am-241	2.49E-02	N/A	U	2.94E-01	1.40E-01	2.10E+00	1.19E-02	

Table B.32 – 7400 Summary Statistics

Radionuclide	Min (pCi/g)	Max (pCi/g)	Mean (pCi/g)	Median (pCi/g)	SD (pCi/g)
Co-60	0.00E+00	8.31E-02	2.06E-02	8.07E-03	3.10E-02
Cs-134	0.00E+00	0.00E+00	0.00E+00	0.00E+00	0.00E+00
Cs-137	0.00E+00	6.47E-02	1.31E-02	3.12E-03	2.04E-02
Eu-152	0.00E+00	1.51E-01	4.17E-02	2.58E-02	5.03E-02
Eu-154	0.00E+00	1.59E-01	4.53E-02	1.17E-02	6.08E-02
Eu-155	0.00E+00	1.68E-01	9.91E-02	1.06E-01	5.52E-02
Am-241	0.00E+00	6.62E-02	6.62E-03	0.00E+00	2.09E-02

Total Number of Samples	
Random	0
Judgmental	10
QC	2

Judgmental	
SOF >0.5	0
Maximum SOF	0.0472
Minimum SOF	0.0012

Figure B.12 – Survey Unit 7000 Subsurface Sample Locations

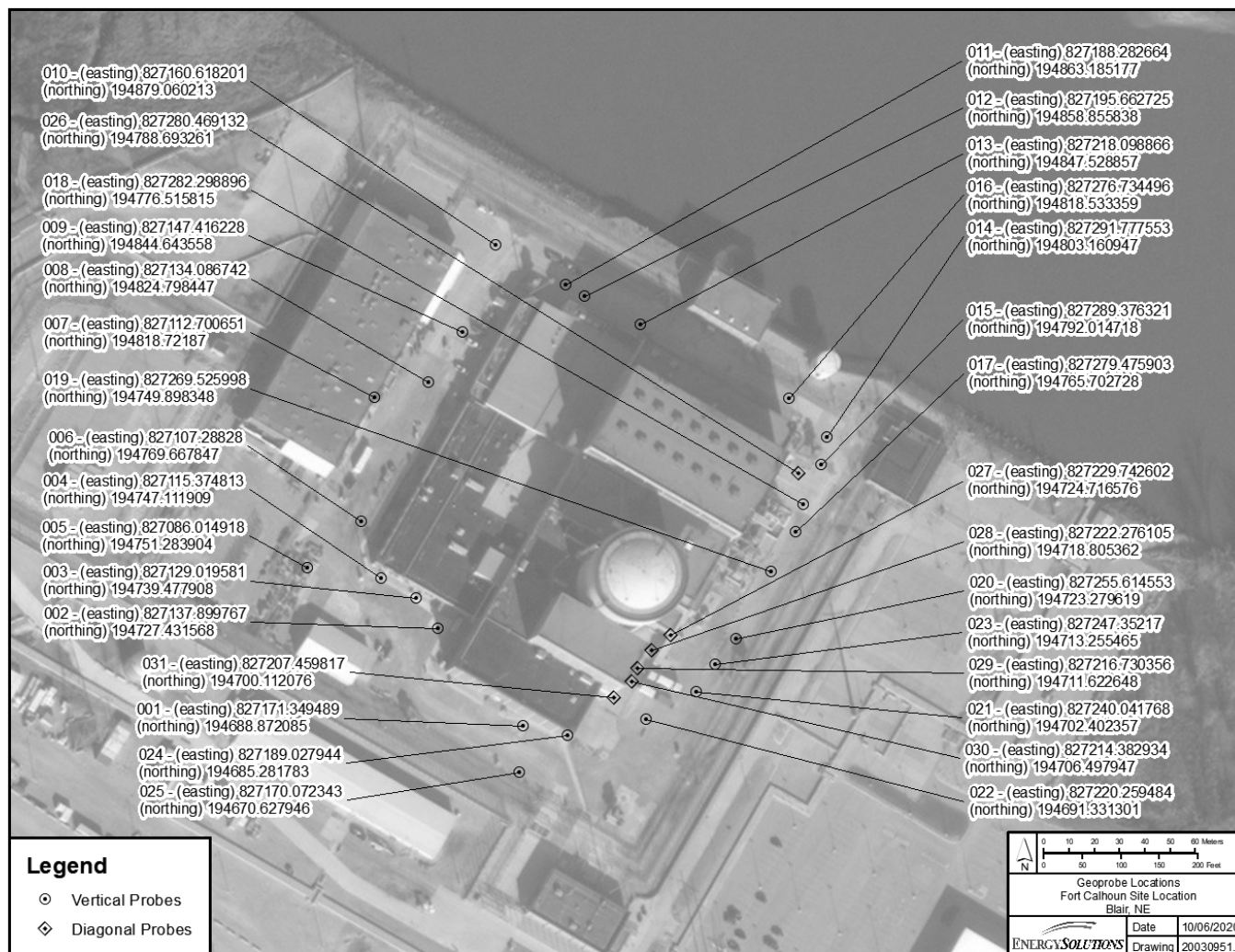


Table B.33 – 7000 Judgmental Subsurface Soil Samples Gamma Spectroscopy Results

Sample ID	Radionuclide	Activity (pCi/g)	Uncertainty (1 sigma)	Qualifier	MDA (pCi/g)	Decision Level (pCi/g)	Interim Screening Level Fraction	Fraction of Screening Level	SOF
7000X-1-CJ-GSB1-001	Co-60	1.44E-02	N/A	U	9.34E-02	5.77E-02	3.80E+00	3.79E-03	0.0129
	Cs-134	0.00E+00	N/A	U	1.55E-01	1.14E-01	5.70E+00	0.00E+00	
	Cs-137	6.87E-02	N/A	U	1.61E-01	7.40E-02	1.10E+01	6.25E-03	
	Eu-152	2.23E-02	N/A	U	3.33E-01	1.58E-01	8.70E+00	2.56E-03	
	Eu-154	0.00E+00	N/A	U	3.25E-01	1.39E-01	8.00E+00	0.00E+00	
	Eu-155	8.97E-02	N/A	U	1.96E-01	8.97E-02	2.80E+02	3.20E-04	
	Am-241	0.00E+00	N/A	U	3.57E-01	1.70E-01	2.10E+00	0.00E+00	
7000X-1-CJ-GSB2-001	Co-60	0.00E+00	N/A	U	1.17E-01	6.93E-02	3.80E+00	0.00E+00	0.0373
	Cs-134	0.00E+00	N/A	U	1.62E-01	1.22E-01	5.70E+00	0.00E+00	
	Cs-137	3.95E-02	N/A	U	1.67E-01	7.62E-02	1.10E+01	3.59E-03	
	Eu-152	0.00E+00	N/A	U	3.68E-01	1.74E-01	8.70E+00	0.00E+00	
	Eu-154	0.00E+00	N/A	U	3.81E-01	1.64E-01	8.00E+00	0.00E+00	
	Eu-155	3.61E-01	N/A	U	4.98E-01	2.40E-01	2.80E+02	1.29E-03	
	Am-241	6.80E-02	N/A	U	4.36E-01	2.08E-01	2.10E+00	3.24E-02	
7000X-1-CJ-GSB3-001	Co-60	3.22E-02	N/A	U	1.40E-01	6.02E-02	3.80E+00	8.47E-03	0.0332
	Cs-134	0.00E+00	N/A	U	1.72E-01	1.19E-01	5.70E+00	0.00E+00	
	Cs-137	1.78E-03	N/A	U	1.60E-01	7.24E-02	1.10E+01	1.62E-04	
	Eu-152	0.00E+00	N/A	U	3.65E-01	1.72E-01	8.70E+00	0.00E+00	
	Eu-154	1.90E-01	N/A	U	5.08E-01	2.27E-01	8.00E+00	2.38E-02	
	Eu-155	1.15E-01	N/A	U	4.84E-01	2.32E-01	2.80E+02	4.11E-04	
	Am-241	8.26E-04	N/A	U	4.30E-01	2.05E-01	2.10E+00	3.93E-04	
7000X-1-CJ-GSB1-002	Co-60	3.90E-02	N/A	U	1.16E-01	4.87E-02	3.80E+00	1.03E-02	0.0413
	Cs-134	0.00E+00	N/A	U	1.55E-01	1.10E-01	5.70E+00	0.00E+00	
	Cs-137	1.99E-02	2.12E-01		9.05E-02	3.78E-02	1.10E+01	1.81E-03	

Sample ID	Radionuclide	Activity (pCi/g)	Uncertainty (1 sigma)	Qualifier	MDA (pCi/g)	Decision Level (pCi/g)	Interim Screening Level Fraction	Fraction of Screening Level	SOF
	Eu-152	2.92E-02	N/A	U	3.33E-01	1.57E-01	8.70E+00	3.36E-03	
	Eu-154	2.00E-01	N/A	U	4.20E-01	1.84E-01	8.00E+00	2.50E-02	
	Eu-155	2.42E-01	N/A	U	4.70E-01	2.26E-01	2.80E+02	8.64E-04	
	Am-241	0.00E+00	N/A	U	3.67E-01	1.74E-01	2.10E+00	0.00E+00	
7000X-1-CJ-GSB2-002	Co-60	0.00E+00	N/A	U	1.26E-01	5.92E-02	3.80E+00	0.00E+00	0.0138
	Cs-134	0.00E+00	N/A	U	1.61E-01	1.21E-01	5.70E+00	0.00E+00	
	Cs-137	0.00E+00	N/A	U	1.47E-01	6.58E-02	1.10E+01	0.00E+00	
	Eu-152	0.00E+00	N/A	U	3.62E-01	1.71E-01	8.70E+00	0.00E+00	
	Eu-154	9.79E-02	N/A	U	4.53E-01	2.00E-01	8.00E+00	1.22E-02	
	Eu-155	4.30E-01	N/A	U	5.06E-01	2.43E-01	2.80E+02	1.54E-03	
	Am-241	0.00E+00	N/A	U	4.17E-01	1.99E-01	2.10E+00	0.00E+00	
7000X-1-CJ-GSB3-002	Co-60	3.20E-02	N/A	U	1.63E-01	7.33E-02	3.80E+00	8.42E-03	0.0228
	Cs-134	0.00E+00	N/A	U	1.69E-01	1.27E-01	5.70E+00	0.00E+00	
	Cs-137	2.82E-02	N/A	U	1.59E-01	7.20E-02	1.10E+01	2.56E-03	
	Eu-152	8.97E-02	N/A	U	3.82E-01	1.82E-01	8.70E+00	1.03E-02	
	Eu-154	0.00E+00	N/A	U	4.07E-01	1.77E-01	8.00E+00	0.00E+00	
	Eu-155	4.27E-01	N/A	U	5.14E-01	2.48E-01	2.80E+02	1.53E-03	
	Am-241	0.00E+00	N/A	U	4.14E-01	1.98E-01	2.10E+00	0.00E+00	
7000X-1-CJ-GSB1-003	Co-60	0.00E+00	N/A	U	1.50E-01	6.46E-02	3.80E+00	0.00E+00	0.0193
	Cs-134	0.00E+00	N/A	U	1.77E-01	1.25E-01	5.70E+00	0.00E+00	
	Cs-137	3.42E-02	N/A	U	1.79E-01	8.13E-02	1.10E+01	3.11E-03	
	Eu-152	0.00E+00	N/A	U	3.77E-01	1.78E-01	8.70E+00	0.00E+00	
	Eu-154	1.21E-01	N/A	U	4.65E-01	2.03E-01	8.00E+00	1.51E-02	
	Eu-155	3.11E-01	N/A	U	5.20E-01	2.50E-01	2.80E+02	1.11E-03	
	Am-241	0.00E+00	N/A	U	4.46E-01	2.12E-01	2.10E+00	0.00E+00	
7000X-1-CJ-GSB2-003	Co-60	3.19E-02	N/A	U	9.81E-02	6.85E-02	3.80E+00	8.39E-03	0.0759

Sample ID	Radionuclide	Activity (pCi/g)	Uncertainty (1 sigma)	Qualifier	MDA (pCi/g)	Decision Level (pCi/g)	Interim Screening Level Fraction	Fraction of Screening Level	SOF
	Cs-134	0.00E+00	N/A	U	1.57E-01	1.10E-01	5.70E+00	0.00E+00	
	Cs-137	7.59E-03	N/A	U	1.38E-01	6.23E-02	1.10E+01	6.90E-04	
	Eu-152	0.00E+00	N/A	U	3.40E-01	1.61E-01	8.70E+00	0.00E+00	
	Eu-154	1.79E-02	N/A	U	4.14E-01	1.83E-01	8.00E+00	2.24E-03	
	Eu-155	3.41E-01	N/A	U	3.95E-01	1.89E-01	2.80E+02	1.22E-03	
	Am-241	1.33E-01	N/A	U	4.08E-01	1.95E-01	2.10E+00	6.33E-02	
7000X-1-CJ-GSB3-003	Co-60	2.76E-02	N/A	U	1.30E-01	5.59E-02	3.80E+00	7.26E-03	0.0356
	Cs-134	0.00E+00	N/A	U	1.69E-01	1.11E-01	5.70E+00	0.00E+00	
	Cs-137	7.40E-02	N/A	U	1.49E-01	6.71E-02	1.10E+01	6.73E-03	
	Eu-152	6.92E-02	N/A	U	3.82E-01	1.82E-01	8.70E+00	7.95E-03	
	Eu-154	1.02E-01	N/A	U	4.02E-01	1.76E-01	8.00E+00	1.28E-02	
	Eu-155	2.47E-01	N/A	U	4.96E-01	2.39E-01	2.80E+02	8.82E-04	
7000X-1-CJ-GSB1-004	Am-241	0.00E+00	N/A	U	4.49E-01	2.15E-01	2.10E+00	0.00E+00	0.0247
	Co-60	5.74E-02	N/A	U	1.36E-01	5.90E-02	3.80E+00	1.51E-02	
	Cs-134	0.00E+00	N/A	U	1.67E-01	1.09E-01	5.70E+00	0.00E+00	
	Cs-137	0.00E+00	N/A	U	1.38E-01	6.18E-02	1.10E+01	0.00E+00	
	Eu-152	7.53E-02	N/A	U	3.53E-01	1.67E-01	8.70E+00	8.66E-03	
	Eu-154	0.00E+00	N/A	U	3.99E-01	1.75E-01	8.00E+00	0.00E+00	
7000X-1-CJ-GSB2-004	Eu-155	2.72E-01	N/A	U	4.73E-01	2.28E-01	2.80E+02	9.71E-04	0.0011
	Am-241	0.00E+00	N/A	U	3.76E-01	1.79E-01	2.10E+00	0.00E+00	
	Co-60	0.00E+00	N/A	U	1.07E-01	5.62E-02	3.80E+00	0.00E+00	
	Cs-134	0.00E+00	N/A	U	1.63E-01	1.10E-01	5.70E+00	0.00E+00	
	Cs-137	0.00E+00	N/A	U	1.48E-01	6.71E-02	1.10E+01	0.00E+00	
	Eu-152	0.00E+00	N/A	U	3.06E-01	1.44E-01	8.70E+00	0.00E+00	
	Eu-154	0.00E+00	N/A	U	3.59E-01	1.55E-01	8.00E+00	0.00E+00	
	Eu-155	3.07E-01	N/A	U	4.67E-01	2.24E-01	2.80E+02	1.10E-03	

Sample ID	Radionuclide	Activity (pCi/g)	Uncertainty (1 sigma)	Qualifier	MDA (pCi/g)	Decision Level (pCi/g)	Interim Screening Level Fraction	Fraction of Screening Level	SOF
	Am-241	0.00E+00	N/A	U	3.96E-01	1.89E-01	2.10E+00	0.00E+00	
7000X-1-CJ-GSB3-004	Co-60	2.84E-02	N/A	U	1.23E-01	5.26E-02	3.80E+00	7.47E-03	0.0142
	Cs-134	0.00E+00	N/A	U	1.76E-01	1.15E-01	5.70E+00	0.00E+00	
	Cs-137	6.63E-02	N/A	U	1.47E-01	6.64E-02	1.10E+01	6.03E-03	
	Eu-152	0.00E+00	N/A	U	3.49E-01	1.65E-01	8.70E+00	0.00E+00	
	Eu-154	0.00E+00	N/A	U	4.22E-01	1.86E-01	8.00E+00	0.00E+00	
	Eu-155	2.03E-01	N/A	U	4.56E-01	2.19E-01	2.80E+02	7.25E-04	
	Am-241	0.00E+00	N/A	U	3.94E-01	1.88E-01	2.10E+00	0.00E+00	
7000X-1-CJ-GSB1-005	Co-60	0.00E+00	N/A	U	1.15E-01	6.10E-02	3.80E+00	0.00E+00	0.0073
	Cs-134	0.00E+00	N/A	U	1.71E-01	1.12E-01	5.70E+00	0.00E+00	
	Cs-137	6.70E-02	N/A	U	1.43E-01	6.51E-02	1.10E+01	6.09E-03	
	Eu-152	0.00E+00	N/A	U	3.15E-01	1.49E-01	8.70E+00	0.00E+00	
	Eu-154	0.00E+00	N/A	U	3.26E-01	1.40E-01	8.00E+00	0.00E+00	
	Eu-155	3.40E-01	N/A	U	4.49E-01	2.16E-01	2.80E+02	1.21E-03	
	Am-241	0.00E+00	N/A	U	3.64E-01	1.74E-01	2.10E+00	0.00E+00	
7000X-1-CJ-GSB2-005	Co-60	2.37E-03	N/A	U	1.05E-01	4.39E-02	3.80E+00	6.24E-04	0.0250
	Cs-134	0.00E+00	N/A	U	1.50E-01	1.05E-01	5.70E+00	0.00E+00	
	Cs-137	0.00E+00	N/A	U	1.32E-01	5.92E-02	1.10E+01	0.00E+00	
	Eu-152	8.14E-02	N/A	U	3.39E-01	1.61E-01	8.70E+00	9.36E-03	
	Eu-154	0.00E+00	N/A	U	3.49E-01	1.51E-01	8.00E+00	0.00E+00	
	Eu-155	1.67E-01	N/A	U	4.48E-01	2.15E-01	2.80E+02	5.96E-04	
	Am-241	3.02E-02	N/A	U	4.09E-01	1.96E-01	2.10E+00	1.44E-02	
7000X-1-CJ-GSB3-005	Co-60	7.97E-02	N/A	U	9.00E-02	6.91E-02	3.80E+00	2.10E-02	0.0321
	Cs-134	0.00E+00	N/A	U	1.26E-01	9.06E-02	5.70E+00	0.00E+00	
	Cs-137	6.68E-03	N/A	U	1.13E-01	5.02E-02	1.10E+01	6.07E-04	
	Eu-152	4.02E-03	N/A	U	2.87E-01	1.35E-01	8.70E+00	4.62E-04	

Sample ID	Radionuclide	Activity (pCi/g)	Uncertainty (1 sigma)	Qualifier	MDA (pCi/g)	Decision Level (pCi/g)	Interim Screening Level Fraction	Fraction of Screening Level	SOF
	Eu-154	0.00E+00	N/A	U	3.19E-01	1.37E-01	8.00E+00	0.00E+00	
	Eu-155	1.81E-01	N/A	U	3.73E-01	1.78E-01	2.80E+02	6.46E-04	
	Am-241	1.97E-02	N/A	U	3.52E-01	1.67E-01	2.10E+00	9.38E-03	
7000X-1-CJ-GSB1-006	Co-60	0.00E+00	N/A	U	1.00E-01	5.80E-02	3.80E+00	0.00E+00	0.0054
	Cs-134	0.00E+00	N/A	U	1.59E-01	1.02E-01	5.70E+00	0.00E+00	
	Cs-137	5.75E-02	N/A	U	1.37E-01	6.24E-02	1.10E+01	5.23E-03	
	Eu-152	0.00E+00	N/A	U	3.06E-01	1.45E-01	8.70E+00	0.00E+00	
	Eu-154	0.00E+00	N/A	U	3.87E-01	1.72E-01	8.00E+00	0.00E+00	
	Eu-155	3.61E-02	N/A	U	4.09E-01	1.96E-01	2.80E+02	1.29E-04	
	Am-241	0.00E+00	N/A	U	3.72E-01	1.77E-01	2.10E+00	0.00E+00	
7000X-1-CJ-GSB2-006	Co-60	0.00E+00	N/A	U	9.68E-02	5.96E-02	3.80E+00	0.00E+00	0.0338
	Cs-134	0.00E+00	N/A	U	1.67E-01	1.01E-01	5.70E+00	0.00E+00	
	Cs-137	2.29E-02	N/A	U	1.38E-01	6.24E-02	1.10E+01	2.08E-03	
	Eu-152	7.92E-02	N/A	U	3.44E-01	1.64E-01	8.70E+00	9.10E-03	
	Eu-154	0.00E+00	N/A	U	4.06E-01	1.80E-01	8.00E+00	0.00E+00	
	Eu-155	2.12E-01	N/A	U	4.64E-01	2.24E-01	2.80E+02	7.57E-04	
	Am-241	4.58E-02	N/A	U	3.82E-01	1.83E-01	2.10E+00	2.18E-02	
7000X-1-CJ-GSB3-006	Co-60	8.26E-02	N/A	U	1.09E-01	6.76E-02	3.80E+00	2.17E-02	0.0238
	Cs-134	0.00E+00	N/A	U	1.34E-01	8.95E-02	5.70E+00	0.00E+00	
	Cs-137	0.00E+00	N/A	U	1.14E-01	5.08E-02	1.10E+01	0.00E+00	
	Eu-152	1.15E-02	N/A	U	3.11E-01	1.47E-01	8.70E+00	1.32E-03	
	Eu-154	0.00E+00	N/A	U	3.56E-01	1.56E-01	8.00E+00	0.00E+00	
	Eu-155	2.21E-01	N/A	U	4.11E-01	1.97E-01	2.80E+02	7.89E-04	
	Am-241	0.00E+00	N/A	U	3.43E-01	1.63E-01	2.10E+00	0.00E+00	
7000X-1-CJ-GSB1-007	Co-60	0.00E+00	N/A	U	9.04E-02	5.14E-02	3.80E+00	0.00E+00	0.0054
	Cs-134	0.00E+00	N/A	U	1.15E-01	1.10E-01	5.70E+00	0.00E+00	

Sample ID	Radionuclide	Activity (pCi/g)	Uncertainty (1 sigma)	Qualifier	MDA (pCi/g)	Decision Level (pCi/g)	Interim Screening Level Fraction	Fraction of Screening Level	SOF
	Cs-137	3.35E-02	N/A	U	1.36E-01	6.16E-02	1.10E+01	3.05E-03	
	Eu-152	1.51E-02	N/A	U	3.29E-01	1.56E-01	8.70E+00	1.74E-03	
	Eu-154	3.91E-03	N/A	U	4.00E-01	1.92E-01	8.00E+00	4.89E-04	
	Eu-155	4.96E-02	N/A	U	4.00E-01	1.92E-01	2.80E+02	1.77E-04	
	Am-241	0.00E+00	N/A	U	3.53E-01	1.68E-01	2.10E+00	0.00E+00	
7000X-1-CJ-GSB2-007	Co-60	5.40E-02	N/A	U	1.35E-01	5.61E-02	3.80E+00	1.42E-02	0.1142
	Cs-134	0.00E+00	N/A	U	2.05E-01	1.22E-01	5.70E+00	0.00E+00	
	Cs-137	2.55E-01	N/A	U	2.39E-01	1.11E-01	1.10E+01	2.32E-02	
	Eu-152	3.67E-02	N/A	U	3.71E-01	1.74E-01	8.70E+00	4.22E-03	
	Eu-154	9.38E-02	N/A	U	5.19E-01	2.28E-01	8.00E+00	1.17E-02	
	Eu-155	1.10E-01	N/A	U	5.04E-01	2.41E-01	2.80E+02	3.93E-04	
	Am-241	1.27E-01	N/A	U	4.47E-01	2.13E-01	2.10E+00	6.05E-02	
7000X-1-CJ-GSB3-007	Co-60	3.20E-02	N/A	U	1.22E-01	5.13E-02	3.80E+00	8.42E-03	0.0283
	Cs-134	0.00E+00	N/A	U	1.58E-01	1.07E-01	5.70E+00	0.00E+00	
	Cs-137	2.10E-01	N/A	U	2.12E-01	9.81E-02	1.10E+01	1.91E-02	
	Eu-152	0.00E+00	N/A	U	3.19E-01	1.50E-01	8.70E+00	0.00E+00	
	Eu-154	0.00E+00	N/A	U	4.40E-01	1.93E-01	8.00E+00	0.00E+00	
	Eu-155	2.19E-01	N/A	U	4.62E-01	2.22E-01	2.80E+02	7.82E-04	
	Am-241	0.00E+00	N/A	U	3.74E-01	1.78E-01	2.10E+00	0.00E+00	
7000X-1-CJ-GSB1-008	Co-60	2.80E-02	N/A	U	9.10E-02	3.79E-02	3.80E+00	7.37E-03	0.0130
	Cs-134	0.00E+00	N/A	U	1.33E-01	8.99E-02	5.70E+00	0.00E+00	
	Cs-137	0.00E+00	N/A	U	1.27E-01	5.75E-02	1.10E+01	0.00E+00	
	Eu-152	4.06E-02	N/A	U	3.01E-01	1.43E-01	8.70E+00	4.67E-03	
	Eu-154	0.00E+00	N/A	U	3.13E-01	1.36E-01	8.00E+00	0.00E+00	
	Eu-155	2.58E-01	N/A	U	3.94E-01	1.89E-01	2.80E+02	9.21E-04	
	Am-241	0.00E+00	N/A	U	3.38E-01	1.61E-01	2.10E+00	0.00E+00	

Sample ID	Radionuclide	Activity (pCi/g)	Uncertainty (1 sigma)	Qualifier	MDA (pCi/g)	Decision Level (pCi/g)	Interim Screening Level Fraction	Fraction of Screening Level	SOF
7000X-1-CJ-GSB2-008	Co-60	3.67E-02	N/A	U	1.13E-01	6.06E-02	3.80E+00	9.66E-03	0.0341
	Cs-134	0.00E+00	N/A	U	1.62E-01	9.36E-02	5.70E+00	0.00E+00	
	Cs-137	9.85E-02	N/A	U	1.42E-01	6.49E-02	1.10E+01	8.95E-03	
	Eu-152	1.32E-01	N/A	U	3.27E-01	1.55E-01	8.70E+00	1.52E-02	
	Eu-154	0.00E+00	N/A	U	3.21E-01	1.39E-01	8.00E+00	0.00E+00	
	Eu-155	7.54E-02	N/A	U	3.02E-01	1.43E-01	2.80E+02	2.69E-04	
	Am-241	0.00E+00	N/A	U	3.70E-01	1.77E-01	2.10E+00	0.00E+00	
7000X-1-CJ-GSB3-008	Co-60	6.68E-02	N/A	U	1.14E-01	8.26E-02	3.80E+00	1.76E-02	0.0293
	Cs-134	0.00E+00	N/A	U	1.90E-01	1.06E-01	5.70E+00	0.00E+00	
	Cs-137	1.15E-01	3.60E-02		1.28E-01	5.64E-02	1.10E+01	1.05E-02	
	Eu-152	0.00E+00	N/A	U	3.53E-01	1.67E-01	8.70E+00	0.00E+00	
	Eu-154	0.00E+00	N/A	U	3.64E-01	1.56E-01	8.00E+00	0.00E+00	
	Eu-155	3.66E-01	N/A	U	4.87E-01	2.35E-01	2.80E+02	1.31E-03	
	Am-241	0.00E+00	N/A	U	4.00E-01	1.91E-01	2.10E+00	0.00E+00	
7000X-1-CJ-GSB1-009	Co-60	2.33E-02	N/A	U	1.12E-01	4.79E-02	3.80E+00	6.13E-03	0.0319
	Cs-134	0.00E+00	N/A	U	1.55E-01	1.07E-01	5.70E+00	0.00E+00	
	Cs-137	1.25E-02	N/A	U	1.25E-01	5.61E-02	1.10E+01	1.14E-03	
	Eu-152	0.00E+00	N/A	U	3.36E-01	1.59E-01	8.70E+00	0.00E+00	
	Eu-154	0.00E+00	N/A	U	3.71E-01	1.63E-01	8.00E+00	0.00E+00	
	Eu-155	1.69E-01	N/A	U	4.53E-01	2.18E-01	2.80E+02	6.04E-04	
	Am-241	5.05E-02	N/A	U	3.91E-01	1.87E-01	2.10E+00	2.40E-02	
7000X-1-CJ-GSB2-009	Co-60	1.80E-02	N/A	U	1.40E-01	7.08E-02	3.80E+00	4.74E-03	0.0166
	Cs-134	0.00E+00	N/A	U	1.75E-01	1.21E-01	5.70E+00	0.00E+00	
	Cs-137	1.13E-01	N/A	U	2.12E-01	9.80E-02	1.10E+01	1.03E-02	
	Eu-152	0.00E+00	N/A	U	3.68E-01	1.74E-01	8.70E+00	0.00E+00	
	Eu-154	0.00E+00	N/A	U	4.07E-01	1.75E-01	8.00E+00	0.00E+00	

Sample ID	Radionuclide	Activity (pCi/g)	Uncertainty (1 sigma)	Qualifier	MDA (pCi/g)	Decision Level (pCi/g)	Interim Screening Level Fraction	Fraction of Screening Level	SOF
	Eu-155	4.43E-01	N/A	U	5.06E-01	2.56E-01	2.80E+02	1.58E-03	
	Am-241	0.00E+00	N/A	U	4.19E-01	2.00E-01	2.10E+00	0.00E+00	
7000X-1-CJ-GSB3-009	Co-60	0.00E+00	N/A	U	1.05E-01	6.65E-02	3.80E+00	0.00E+00	0.0307
	Cs-134	0.00E+00	N/A	U	1.45E-01	1.10E-01	5.70E+00	0.00E+00	
	Cs-137	6.31E-02	N/A	U	1.59E-01	7.25E-02	1.10E+01	5.74E-03	
	Eu-152	6.67E-03	N/A	U	3.33E-01	1.57E-01	8.70E+00	7.67E-04	
	Eu-154	7.11E-03	N/A	U	3.83E-01	1.67E-01	8.00E+00	8.89E-04	
	Eu-155	5.96E-02	N/A	U	4.55E-01	2.19E-01	2.80E+02	2.13E-04	
	Am-241	4.85E-02	N/A	U	3.85E-01	1.83E-01	2.10E+00	2.31E-02	
7000X-1-CJ-GSB1-010	Co-60	1.40E-02	N/A	U	8.49E-02	3.58E-02	3.80E+00	3.68E-03	0.0403
	Cs-134	0.00E+00	N/A	U	1.27E-01	7.31E-02	5.70E+00	0.00E+00	
	Cs-137	7.83E-04	N/A	U	9.81E-02	4.38E-02	1.10E+01	7.12E-05	
	Eu-152	2.69E-02	N/A	U	2.84E-01	1.35E-01	8.70E+00	3.09E-03	
	Eu-154	7.66E-02	N/A	U	2.91E-01	1.27E-01	8.00E+00	9.58E-03	
	Eu-155	3.87E-02	N/A	U	3.40E-01	1.63E-01	2.80E+02	1.38E-04	
	Am-241	4.98E-02	N/A	U	2.99E-01	1.42E-01	2.10E+00	2.37E-02	
7000X-1-CJ-GSB2-010	Co-60	0.00E+00	N/A	U	1.16E-01	5.75E-02	3.80E+00	0.00E+00	0.0085
	Cs-134	0.00E+00	N/A	U	1.23E-01	8.30E-02	5.70E+00	0.00E+00	
	Cs-137	8.02E-02	N/A	U	1.38E-01	6.22E-02	1.10E+01	7.29E-03	
	Eu-152	0.00E+00	N/A	U	2.86E-01	1.34E-01	8.70E+00	0.00E+00	
	Eu-154	0.00E+00	N/A	U	3.30E-01	1.42E-01	8.00E+00	0.00E+00	
	Eu-155	3.37E-01	N/A	U	4.16E-01	2.00E-01	2.80E+02	1.20E-03	
	Am-241	0.00E+00	N/A	U	3.39E-01	1.61E-01	2.10E+00	0.00E+00	
7000X-1-CJ-GSB3-010	Co-60	2.21E-02	N/A	U	1.07E-01	4.46E-02	3.80E+00	5.82E-03	0.0067
	Cs-134	0.00E+00	N/A	U	1.58E-01	8.59E-02	5.70E+00	0.00E+00	
	Cs-137	0.00E+00	N/A	U	1.45E-01	6.55E-02	1.10E+01	0.00E+00	

Sample ID	Radionuclide	Activity (pCi/g)	Uncertainty (1 sigma)	Qualifier	MDA (pCi/g)	Decision Level (pCi/g)	Interim Screening Level Fraction	Fraction of Screening Level	SOF
	Eu-152	0.00E+00	N/A	U	3.05E-01	1.43E-01	8.70E+00	0.00E+00	
	Eu-154	0.00E+00	N/A	U	4.06E-01	1.78E-01	8.00E+00	0.00E+00	
	Eu-155	2.36E-01	N/A	U	3.97E-01	1.90E-01	2.80E+02	8.43E-04	
	Am-241	0.00E+00	N/A	U	3.26E-01	1.54E-01	2.10E+00	0.00E+00	
7000X-1-CJ-GSB1-011	Co-60	3.94E-02	N/A	U	1.05E-01	6.73E-02	3.80E+00	1.04E-02	0.0333
	Cs-134	0.00E+00	N/A	U	1.44E-01	9.39E-02	5.70E+00	0.00E+00	
	Cs-137	2.58E-02	N/A	U	1.33E-01	6.00E-02	1.10E+01	2.35E-03	
	Eu-152	4.11E-03	N/A	U	3.22E-01	1.52E-01	8.70E+00	4.72E-04	
	Eu-154	0.00E+00	N/A	U	3.86E-01	1.70E-01	8.00E+00	0.00E+00	
	Eu-155	2.11E-01	N/A	U	4.50E-01	2.17E-01	2.80E+02	7.54E-04	
	Am-241	4.06E-02	N/A	U	3.67E-01	1.75E-01	2.10E+00	1.93E-02	
7000X-1-CJ-GSB2-011	Co-60	2.54E-02	N/A	U	1.08E-01	5.90E-02	3.80E+00	6.68E-03	0.0077
	Cs-134	0.00E+00	N/A	U	1.40E-01	1.08E-01	5.70E+00	0.00E+00	
	Cs-137	0.00E+00	N/A	U	1.15E-01	5.07E-02	1.10E+01	0.00E+00	
	Eu-152	0.00E+00	N/A	U	3.25E-01	1.54E-01	8.70E+00	0.00E+00	
	Eu-154	0.00E+00	N/A	U	3.32E-01	1.43E-01	8.00E+00	0.00E+00	
	Eu-155	2.92E-01	N/A	U	4.47E-01	2.19E-01	2.80E+02	1.04E-03	
	Am-241	0.00E+00	N/A	U	3.75E-01	1.79E-01	2.10E+00	0.00E+00	
7000X-1-CJ-GSB3-011	Co-60	5.61E-02	N/A	U	1.10E-01	4.69E-02	3.80E+00	1.48E-02	0.0209
	Cs-134	0.00E+00	N/A	U	1.74E-01	9.62E-02	5.70E+00	0.00E+00	
	Cs-137	1.17E-02	N/A	U	1.25E-01	5.62E-02	1.10E+01	1.06E-03	
	Eu-152	4.29E-02	N/A	U	3.15E-01	1.49E-01	8.70E+00	4.93E-03	
	Eu-154	0.00E+00	N/A	U	3.50E-01	1.52E-01	8.00E+00	0.00E+00	
	Eu-155	4.24E-02	N/A	U	2.79E-01	1.31E-01	2.80E+02	1.51E-04	
	Am-241	0.00E+00	N/A	U	3.75E-01	1.80E-01	2.10E+00	0.00E+00	
7000X-1-CJ-GSB1-012	Co-60	6.62E-02	N/A	U	1.30E-01	5.78E-02	3.80E+00	1.74E-02	0.0222

Sample ID	Radionuclide	Activity (pCi/g)	Uncertainty (1 sigma)	Qualifier	MDA (pCi/g)	Decision Level (pCi/g)	Interim Screening Level Fraction	Fraction of Screening Level	SOF
	Cs-134	0.00E+00	N/A	U	1.28E-01	9.42E-02	5.70E+00	0.00E+00	
	Cs-137	4.99E-02	N/A	U	1.25E-01	5.66E-02	1.10E+01	4.54E-03	
	Eu-152	0.00E+00	N/A	U	3.04E-01	1.45E-01	8.70E+00	0.00E+00	
	Eu-154	0.00E+00	N/A	U	3.80E-01	1.70E-01	8.00E+00	0.00E+00	
	Eu-155	5.57E-02	N/A	U	3.96E-01	1.91E-01	2.80E+02	1.99E-04	
	Am-241	0.00E+00	N/A	U	3.63E-01	1.74E-01	2.10E+00	0.00E+00	
7000X-1-CJ-GSB2-012	Co-60	0.00E+00	N/A	U	1.24E-01	7.26E-02	3.80E+00	0.00E+00	0.0182
	Cs-134	0.00E+00	N/A	U	1.57E-01	1.17E-01	5.70E+00	0.00E+00	
	Cs-137	5.12E-02	N/A	U	1.52E-01	6.83E-02	1.10E+01	4.65E-03	
	Eu-152	0.00E+00	N/A	U	3.85E-01	1.82E-01	8.70E+00	0.00E+00	
	Eu-154	1.03E-01	N/A	U	3.63E-01	1.55E-01	8.00E+00	1.29E-02	
	Eu-155	1.90E-01	N/A	U	4.98E-01	2.39E-01	2.80E+02	6.79E-04	
7000X-1-CJ-GSB3-012	Am-241	0.00E+00	N/A	U	4.64E-01	2.22E-01	2.10E+00	0.00E+00	0.0308
	Co-60	3.33E-02	N/A	U	1.14E-01	6.76E-02	3.80E+00	8.76E-03	
	Cs-134	0.00E+00	N/A	U	1.64E-01	1.03E-01	5.70E+00	0.00E+00	
	Cs-137	0.00E+00	N/A	U	1.41E-01	6.32E-02	1.10E+01	0.00E+00	
	Eu-152	7.28E-02	N/A	U	3.36E-01	1.59E-01	8.70E+00	8.37E-03	
	Eu-154	9.76E-02	N/A	U	4.17E-01	1.83E-01	8.00E+00	1.22E-02	
7000X-1-CJ-GSB1-013	Eu-155	4.19E-01	N/A	U	4.63E-01	2.37E-01	2.80E+02	1.50E-03	0.0215
	Am-241	0.00E+00	N/A	U	3.83E-01	1.83E-01	2.10E+00	0.00E+00	
	Co-60	4.44E-02	N/A	U	1.19E-01	6.90E-02	3.80E+00	1.17E-02	
	Cs-134	0.00E+00	N/A	U	1.62E-01	1.11E-01	5.70E+00	0.00E+00	
	Cs-137	1.02E-01	N/A	U	1.44E-01	6.50E-02	1.10E+01	9.27E-03	
	Eu-152	0.00E+00	N/A	U	3.51E-01	1.66E-01	8.70E+00	0.00E+00	
	Eu-154	0.00E+00	N/A	U	3.92E-01	1.72E-01	8.00E+00	0.00E+00	
	Eu-155	1.65E-01	N/A	U	2.72E-01	1.27E-01	2.80E+02	5.89E-04	

Sample ID	Radionuclide	Activity (pCi/g)	Uncertainty (1 sigma)	Qualifier	MDA (pCi/g)	Decision Level (pCi/g)	Interim Screening Level Fraction	Fraction of Screening Level	SOF
	Am-241	0.00E+00	N/A	U	4.19E-01	2.00E-01	2.10E+00	0.00E+00	
7000X-1-CJ-GSB2-013	Co-60	1.92E-02	N/A	U	1.22E-01	5.18E-02	3.80E+00	5.05E-03	0.0195
	Cs-134	0.00E+00	N/A	U	1.81E-01	1.06E-01	5.70E+00	0.00E+00	
	Cs-137	4.59E-02	N/A	U	1.50E-01	6.78E-02	1.10E+01	4.17E-03	
	Eu-152	8.45E-02	N/A	U	3.78E-01	1.80E-01	8.70E+00	9.71E-03	
	Eu-154	0.00E+00	N/A	U	4.09E-01	1.79E-01	8.00E+00	0.00E+00	
	Eu-155	1.68E-01	N/A	U	4.77E-01	2.30E-01	2.80E+02	6.00E-04	
	Am-241	0.00E+00	N/A	U	4.14E-01	1.98E-01	2.10E+00	0.00E+00	
7000X-1-CJ-GSB3-013	Co-60	0.00E+00	N/A	U	1.13E-01	5.57E-02	3.80E+00	0.00E+00	0.0096
	Cs-134	0.00E+00	N/A	U	1.58E-01	1.17E-01	5.70E+00	0.00E+00	
	Cs-137	3.40E-02	N/A	U	1.44E-01	6.49E-02	1.10E+01	3.09E-03	
	Eu-152	4.54E-02	N/A	U	3.53E-01	1.68E-01	8.70E+00	5.22E-03	
	Eu-154	0.00E+00	N/A	U	4.14E-01	1.83E-01	8.00E+00	0.00E+00	
	Eu-155	3.52E-01	N/A	U	5.04E-01	2.43E-01	2.80E+02	1.26E-03	
	Am-241	0.00E+00	N/A	U	3.82E-01	1.82E-01	2.10E+00	0.00E+00	
7000X-1-CJ-GSB1-014	Co-60	1.78E-02	N/A	U	9.74E-02	4.08E-02	3.80E+00	4.68E-03	0.0534
	Cs-134	1.12E-02	N/A	U	1.29E-01	8.24E-02	5.70E+00	1.96E-03	
	Cs-137	1.53E-02	1.49E-02		6.37E-02	2.57E-02	1.10E+01	1.39E-03	
	Eu-152	8.87E-03	N/A	U	2.78E-01	1.31E-01	8.70E+00	1.02E-03	
	Eu-154	0.00E+00	N/A	U	3.24E-01	1.40E-01	8.00E+00	0.00E+00	
	Eu-155	5.46E-02	N/A	U	3.54E-01	1.69E-01	2.80E+02	1.95E-04	
	Am-241	9.27E-02	N/A	U	3.24E-01	1.54E-01	2.10E+00	4.41E-02	
7000X-1-CJ-GSB2-014	Co-60	1.64E-02	N/A	U	8.38E-02	5.33E-02	3.80E+00	4.32E-03	0.0058
	Cs-134	0.00E+00	N/A	U	1.17E-01	7.24E-02	5.70E+00	0.00E+00	
	Cs-137	9.58E-03	N/A	U	1.06E-01	4.74E-02	1.10E+01	8.71E-04	
	Eu-152	0.00E+00	N/A	U	2.50E-01	1.17E-01	8.70E+00	0.00E+00	

Sample ID	Radionuclide	Activity (pCi/g)	Uncertainty (1 sigma)	Qualifier	MDA (pCi/g)	Decision Level (pCi/g)	Interim Screening Level Fraction	Fraction of Screening Level	SOF
	Eu-154	0.00E+00	N/A	U	3.55E-01	1.58E-01	8.00E+00	0.00E+00	
	Eu-155	1.66E-01	N/A	U	2.41E-01	1.13E-01	2.80E+02	5.93E-04	
	Am-241	0.00E+00	N/A	U	2.83E-01	1.34E-01	2.10E+00	0.00E+00	
7000X-1-CJ-GSB3-014	Co-60	0.00E+00	N/A	U	9.78E-02	4.64E-02	3.80E+00	0.00E+00	0.0037
	Cs-134	0.00E+00	N/A	U	1.15E-01	7.59E-02	5.70E+00	0.00E+00	
	Cs-137	3.31E-02	N/A	U	1.15E-01	5.19E-02	1.10E+01	3.01E-03	
	Eu-152	0.00E+00	N/A	U	2.61E-01	1.23E-01	8.70E+00	0.00E+00	
	Eu-154	0.00E+00	N/A	U	2.84E-01	1.23E-01	8.00E+00	0.00E+00	
	Eu-155	2.01E-01	N/A	U	3.64E-01	1.75E-01	2.80E+02	7.18E-04	
	Am-241	0.00E+00	N/A	U	2.94E-01	1.40E-01	2.10E+00	0.00E+00	
7000X-1-CJ-GSB1-015	Co-60	2.39E-02	N/A	U	1.19E-01	5.57E-02	3.80E+00	6.29E-03	0.0306
	Cs-134	0.00E+00	N/A	U	1.43E-01	9.95E-02	5.70E+00	0.00E+00	
	Cs-137	6.97E-02	N/A	U	1.44E-01	6.58E-02	1.10E+01	6.34E-03	
	Eu-152	3.81E-02	N/A	U	2.95E-01	1.39E-01	8.70E+00	4.38E-03	
	Eu-154	6.81E-02	N/A	U	4.05E-01	1.81E-01	8.00E+00	8.51E-03	
	Eu-155	9.22E-02	N/A	U	3.13E-01	1.49E-01	2.80E+02	3.29E-04	
	Am-241	9.93E-03	N/A	U	3.33E-01	1.59E-01	2.10E+00	4.73E-03	
7000X-1-CJ-GSB2-015	Co-60	1.26E-02	N/A	U	8.93E-02	3.79E-02	3.80E+00	3.32E-03	0.0095
	Cs-134	0.00E+00	N/A	U	1.00E-01	6.97E-02	5.70E+00	0.00E+00	
	Cs-137	6.48E-03	N/A	U	1.05E-01	4.69E-02	1.10E+01	5.89E-04	
	Eu-152	4.65E-02	N/A	U	2.83E-01	1.34E-01	8.70E+00	5.34E-03	
	Eu-154	0.00E+00	N/A	U	2.74E-01	1.18E-01	8.00E+00	0.00E+00	
	Eu-155	1.76E-02	N/A	U	3.49E-01	1.67E-01	2.80E+02	6.29E-05	
	Am-241	3.33E-04	N/A	U	2.94E-01	1.40E-01	2.10E+00	1.59E-04	
7000X-1-CJ-GSB3-015	Co-60	2.12E-02	N/A	U	1.00E-01	4.33E-02	3.80E+00	5.58E-03	0.0182
	Cs-134	0.00E+00	N/A	U	1.23E-01	6.95E-02	5.70E+00	0.00E+00	

Sample ID	Radionuclide	Activity (pCi/g)	Uncertainty (1 sigma)	Qualifier	MDA (pCi/g)	Decision Level (pCi/g)	Interim Screening Level Fraction	Fraction of Screening Level	SOF
	Cs-137	0.00E+00	N/A	U	1.08E-01	4.83E-02	1.10E+01	0.00E+00	
	Eu-152	8.30E-03	N/A	U	2.70E-01	1.27E-01	8.70E+00	9.54E-04	
	Eu-154	8.47E-02	N/A	U	3.78E-01	1.70E-01	8.00E+00	1.06E-02	
	Eu-155	3.10E-01	N/A	U	3.67E-01	1.76E-01	2.80E+02	1.11E-03	
	Am-241	0.00E+00	N/A	U	3.06E-01	1.45E-01	2.10E+00	0.00E+00	
7000X-1-CJ-GSB1-016	Co-60	0.00E+00	N/A	U	9.34E-02	6.78E-02	3.80E+00	0.00E+00	0.0021
	Cs-134	0.00E+00	N/A	U	1.35E-01	9.82E-02	5.70E+00	0.00E+00	
	Cs-137	1.74E-02	N/A	U	1.19E-01	5.30E-02	1.10E+01	1.58E-03	
	Eu-152	0.00E+00	N/A	U	3.21E-01	1.52E-01	8.70E+00	0.00E+00	
	Eu-154	0.00E+00	N/A	U	3.68E-01	1.61E-01	8.00E+00	0.00E+00	
	Eu-155	1.34E-01	N/A	U	4.13E-01	1.98E-01	2.80E+02	4.79E-04	
	Am-241	0.00E+00	N/A	U	3.43E-01	1.63E-01	2.10E+00	0.00E+00	
7000X-1-CJ-GSB2-016	Co-60	3.38E-02	N/A	U	1.20E-01	5.59E-02	3.80E+00	8.89E-03	0.0273
	Cs-134	0.00E+00	N/A	U	1.37E-01	9.19E-02	5.70E+00	0.00E+00	
	Cs-137	0.00E+00	N/A	U	1.26E-01	5.70E-02	1.10E+01	0.00E+00	
	Eu-152	6.15E-02	N/A	U	3.04E-01	1.44E-01	8.70E+00	7.07E-03	
	Eu-154	8.91E-02	N/A	U	3.38E-01	1.48E-01	8.00E+00	1.11E-02	
	Eu-155	4.71E-02	N/A	U	3.94E-01	1.89E-01	2.80E+02	1.68E-04	
	Am-241	0.00E+00	N/A	U	3.45E-01	1.65E-01	2.10E+00	0.00E+00	
7000X-1-CJ-GSB3-016	Co-60	3.81E-02	N/A	U	1.06E-01	6.31E-02	3.80E+00	1.00E-02	0.0370
	Cs-134	7.96E-03	N/A	U	1.48E-01	9.41E-02	5.70E+00	1.40E-03	
	Cs-137	3.90E-02	N/A	U	1.29E-01	5.79E-02	1.10E+01	3.55E-03	
	Eu-152	0.00E+00	N/A	U	2.81E-01	1.32E-01	8.70E+00	0.00E+00	
	Eu-154	1.71E-01	N/A	U	3.81E-01	1.68E-01	8.00E+00	2.14E-02	
	Eu-155	1.89E-01	N/A	U	4.10E-01	1.97E-01	2.80E+02	6.75E-04	
	Am-241	0.00E+00	N/A	U	3.62E-01	1.73E-01	2.10E+00	0.00E+00	

Sample ID	Radionuclide	Activity (pCi/g)	Uncertainty (1 sigma)	Qualifier	MDA (pCi/g)	Decision Level (pCi/g)	Interim Screening Level Fraction	Fraction of Screening Level	SOF
7000X-1-CJ-GSB1-017	Co-60	1.83E-02	N/A	U	1.05E-01	4.33E-02	3.80E+00	4.82E-03	0.0093
	Cs-134	0.00E+00	N/A	U	1.95E-01	1.14E-01	5.70E+00	0.00E+00	
	Cs-137	4.72E-02	N/A	U	1.51E-01	6.83E-02	1.10E+01	4.29E-03	
	Eu-152	0.00E+00	N/A	U	3.38E-01	1.60E-01	8.70E+00	0.00E+00	
	Eu-154	0.00E+00	N/A	U	4.26E-01	1.88E-01	8.00E+00	0.00E+00	
	Eu-155	6.12E-02	N/A	U	4.40E-01	2.11E-01	2.80E+02	2.19E-04	
	Am-241	0.00E+00	N/A	U	3.94E-01	1.88E-01	2.10E+00	0.00E+00	
7000X-1-CJ-GSB2-017	Co-60	2.69E-02	N/A	U	1.44E-01	7.10E-02	3.80E+00	7.08E-03	0.0293
	Cs-134	2.42E-03	N/A	U	1.66E-01	1.15E-01	5.70E+00	4.25E-04	
	Cs-137	3.82E-02	N/A	U	1.56E-01	7.06E-02	1.10E+01	3.47E-03	
	Eu-152	1.11E-01	N/A	U	3.60E-01	1.70E-01	8.70E+00	1.28E-02	
	Eu-154	0.00E+00	N/A	U	3.73E-01	1.60E-01	8.00E+00	0.00E+00	
	Eu-155	1.89E-01	N/A	U	4.90E-01	2.36E-01	2.80E+02	6.75E-04	
	Am-241	1.03E-02	N/A	U	4.03E-01	1.92E-01	2.10E+00	4.90E-03	
7000X-1-CJ-GSB3-017	Co-60	1.68E-02	N/A	U	1.37E-01	7.44E-02	3.80E+00	4.42E-03	0.0168
	Cs-134	0.00E+00	N/A	U	1.65E-01	1.01E-01	5.70E+00	0.00E+00	
	Cs-137	0.00E+00	N/A	U	1.21E-01	5.31E-02	1.10E+01	0.00E+00	
	Eu-152	4.80E-02	N/A	U	3.53E-01	1.67E-01	8.70E+00	5.52E-03	
	Eu-154	4.95E-02	N/A	U	4.32E-01	1.91E-01	8.00E+00	6.19E-03	
	Eu-155	1.93E-01	N/A	U	4.36E-01	2.08E-01	2.80E+02	6.89E-04	
	Am-241	0.00E+00	N/A	U	3.95E-01	1.87E-01	2.10E+00	0.00E+00	
7000X-1-CJ-GSB1-018	Co-60	5.77E-02	N/A	U	9.81E-02	6.66E-02	3.80E+00	1.52E-02	0.0409
	Cs-134	0.00E+00	N/A	U	1.54E-01	9.49E-02	5.70E+00	0.00E+00	
	Cs-137	0.00E+00	N/A	U	1.13E-01	4.98E-02	1.10E+01	0.00E+00	
	Eu-152	0.00E+00	N/A	U	3.24E-01	1.53E-01	8.70E+00	0.00E+00	
	Eu-154	1.96E-01	N/A	U	3.94E-01	1.74E-01	8.00E+00	2.45E-02	

Sample ID	Radionuclide	Activity (pCi/g)	Uncertainty (1 sigma)	Qualifier	MDA (pCi/g)	Decision Level (pCi/g)	Interim Screening Level Fraction	Fraction of Screening Level	SOF
	Eu-155	3.28E-01	N/A	U	4.36E-01	2.10E-01	2.80E+02	1.17E-03	
	Am-241	0.00E+00	N/A	U	3.75E-01	1.79E-01	2.10E+00	0.00E+00	
7000X-1-CJ-GSB2-018	Co-60	2.98E-04	N/A	U	1.16E-01	4.84E-02	3.80E+00	7.84E-05	0.0047
	Cs-134	0.00E+00	N/A	U	1.58E-01	1.13E-01	5.70E+00	0.00E+00	
	Cs-137	0.00E+00	N/A	U	1.32E-01	5.86E-02	1.10E+01	0.00E+00	
	Eu-152	0.00E+00	N/A	U	3.41E-01	1.61E-01	8.70E+00	0.00E+00	
	Eu-154	2.64E-02	N/A	U	4.26E-01	1.87E-01	8.00E+00	3.30E-03	
	Eu-155	3.73E-01	N/A	U	4.54E-01	2.23E-01	2.80E+02	1.33E-03	
	Am-241	0.00E+00	N/A	U	3.78E-01	1.80E-01	2.10E+00	0.00E+00	
7000X-1-CJ-GSB3-018	Co-60	0.00E+00	N/A	U	9.23E-02	5.60E-02	3.80E+00	0.00E+00	0.0075
	Cs-134	0.00E+00	N/A	U	1.14E-01	6.90E-02	5.70E+00	0.00E+00	
	Cs-137	9.93E-03	N/A	U	1.14E-01	5.11E-02	1.10E+01	9.03E-04	
	Eu-152	0.00E+00	N/A	U	2.69E-01	1.27E-01	8.70E+00	0.00E+00	
	Eu-154	2.08E-02	N/A	U	3.72E-01	1.67E-01	8.00E+00	2.60E-03	
	Eu-155	8.42E-02	N/A	U	3.40E-01	1.63E-01	2.80E+02	3.01E-04	
	Am-241	7.71E-03	N/A	U	3.32E-01	1.58E-01	2.10E+00	3.67E-03	
7000X-1-CJ-GSB1-019	Co-60	1.76E-02	N/A	U	1.36E-01	6.59E-02	3.80E+00	4.63E-03	0.0119
	Cs-134	0.00E+00	N/A	U	1.81E-01	1.23E-01	5.70E+00	0.00E+00	
	Cs-137	4.84E-02	N/A	U	1.50E-01	6.74E-02	1.10E+01	4.40E-03	
	Eu-152	2.27E-02	N/A	U	3.36E-01	1.58E-01	8.70E+00	2.61E-03	
	Eu-154	0.00E+00	N/A	U	4.53E-01	1.99E-01	8.00E+00	0.00E+00	
	Eu-155	7.88E-02	N/A	U	4.34E-01	2.07E-01	2.80E+02	2.81E-04	
	Am-241	0.00E+00	N/A	U	3.67E-01	1.74E-01	2.10E+00	0.00E+00	
7000X-1-CJ-GSB2-019	Co-60	2.85E-02	N/A	U	1.17E-01	6.77E-02	3.80E+00	7.50E-03	0.0393
	Cs-134	0.00E+00	N/A	U	1.49E-01	8.66E-02	5.70E+00	0.00E+00	
	Cs-137	0.00E+00	N/A	U	1.12E-01	4.90E-02	1.10E+01	0.00E+00	

Sample ID	Radionuclide	Activity (pCi/g)	Uncertainty (1 sigma)	Qualifier	MDA (pCi/g)	Decision Level (pCi/g)	Interim Screening Level Fraction	Fraction of Screening Level	SOF
	Eu-152	9.51E-02	N/A	U	3.47E-01	1.64E-01	8.70E+00	1.09E-02	
	Eu-154	0.00E+00	N/A	U	4.10E-01	1.81E-01	8.00E+00	0.00E+00	
	Eu-155	1.13E-01	N/A	U	4.12E-01	1.96E-01	2.80E+02	4.04E-04	
	Am-241	4.29E-02	N/A	U	3.95E-01	1.88E-01	2.10E+00	2.04E-02	
7000X-1-CJ-GSB3-019	Co-60	8.44E-02	N/A	U	1.22E-01	8.37E-02	3.80E+00	2.22E-02	0.0307
	Cs-134	0.00E+00	N/A	U	1.41E-01	9.45E-02	5.70E+00	0.00E+00	
	Cs-137	1.43E-02	N/A	U	1.41E-01	6.31E-02	1.10E+01	1.30E-03	
	Eu-152	0.00E+00	N/A	U	3.53E-01	1.66E-01	8.70E+00	0.00E+00	
	Eu-154	5.73E-02	N/A	U	4.28E-01	1.87E-01	8.00E+00	7.16E-03	
	Eu-155	0.00E+00	N/A	U	4.44E-01	2.12E-01	2.80E+02	0.00E+00	
	Am-241	0.00E+00	N/A	U	4.37E-01	2.08E-01	2.10E+00	0.00E+00	
7000X-1-CJ-GSB1-020	Co-60	5.94E-02	N/A	U	1.45E-01	6.31E-02	3.80E+00	1.56E-02	0.0618
	Cs-134	0.00E+00	N/A	U	1.65E-01	1.15E-01	5.70E+00	0.00E+00	
	Cs-137	0.00E+00	N/A	U	1.30E-01	5.75E-02	1.10E+01	0.00E+00	
	Eu-152	0.00E+00	N/A	U	3.38E-01	1.59E-01	8.70E+00	0.00E+00	
	Eu-154	0.00E+00	N/A	U	4.27E-01	1.87E-01	8.00E+00	0.00E+00	
	Eu-155	1.07E-01	N/A	U	3.42E-01	1.62E-01	2.80E+02	3.82E-04	
	Am-241	9.61E-02	N/A	U	4.16E-01	1.98E-01	2.10E+00	4.58E-02	
7000X-1-CJ-GSB2-020	Co-60	7.83E-02	N/A	U	1.67E-01	8.58E-02	3.80E+00	2.06E-02	0.0279
	Cs-134	0.00E+00	N/A	U	1.89E-01	1.23E-01	5.70E+00	0.00E+00	
	Cs-137	7.37E-02	N/A	U	1.80E-01	8.19E-02	1.10E+01	6.70E-03	
	Eu-152	0.00E+00	N/A	U	3.54E-01	1.66E-01	8.70E+00	0.00E+00	
	Eu-154	0.00E+00	N/A	U	4.27E-01	1.85E-01	8.00E+00	0.00E+00	
	Eu-155	1.57E-01	N/A	U	4.30E-01	2.05E-01	2.80E+02	5.61E-04	
	Am-241	0.00E+00	N/A	U	4.40E-01	2.10E-01	2.10E+00	0.00E+00	
7000X-1-CJ-GSB3-020	Co-60	6.47E-02	N/A	U	1.16E-01	5.00E-02	3.80E+00	1.70E-02	0.0264

Sample ID	Radionuclide	Activity (pCi/g)	Uncertainty (1 sigma)	Qualifier	MDA (pCi/g)	Decision Level (pCi/g)	Interim Screening Level Fraction	Fraction of Screening Level	SOF
	Cs-134	0.00E+00	N/A	U	1.51E-01	9.46E-02	5.70E+00	0.00E+00	
	Cs-137	0.00E+00	N/A	U	1.37E-01	6.22E-02	1.10E+01	0.00E+00	
	Eu-152	7.35E-02	N/A	U	3.44E-01	1.63E-01	8.70E+00	8.45E-03	
	Eu-154	0.00E+00	N/A	U	3.85E-01	1.70E-01	8.00E+00	0.00E+00	
	Eu-155	2.58E-01	N/A	U	4.41E-01	2.12E-01	2.80E+02	9.21E-04	
	Am-241	0.00E+00	N/A	U	3.84E-01	1.83E-01	2.10E+00	0.00E+00	
7000X-1-CJ-GSB1-021	Co-60	1.59E-02	N/A	U	1.10E-01	5.92E-02	3.80E+00	4.18E-03	0.0243
	Cs-134	0.00E+00	N/A	U	1.36E-01	9.94E-02	5.70E+00	0.00E+00	
	Cs-137	4.19E-02	N/A	U	1.40E-01	6.35E-02	1.10E+01	3.81E-03	
	Eu-152	3.77E-02	N/A	U	3.25E-01	1.54E-01	8.70E+00	4.33E-03	
	Eu-154	7.74E-02	N/A	U	3.78E-01	1.66E-01	8.00E+00	9.68E-03	
	Eu-155	2.79E-01	N/A	U	4.31E-01	2.07E-01	2.80E+02	9.96E-04	
7000X-1-CJ-GSB2-021	Am-241	2.69E-03	N/A	U	3.93E-01	1.88E-01	2.10E+00	1.28E-03	0.0056
	Co-60	0.00E+00	N/A	U	1.16E-01	6.73E-02	3.80E+00	0.00E+00	
	Cs-134	0.00E+00	N/A	U	1.62E-01	1.04E-01	5.70E+00	0.00E+00	
	Cs-137	5.91E-02	N/A	U	1.53E-01	6.97E-02	1.10E+01	5.37E-03	
	Eu-152	0.00E+00	N/A	U	3.16E-01	1.49E-01	8.70E+00	0.00E+00	
	Eu-154	0.00E+00	N/A	U	3.40E-01	1.46E-01	8.00E+00	0.00E+00	
7000X-1-CJ-GSB3-021	Eu-155	6.42E-02	N/A	U	4.73E-01	2.28E-01	2.80E+02	2.29E-04	0.0062
	Am-241	0.00E+00	N/A	U	4.01E-01	1.91E-01	2.10E+00	0.00E+00	
	Co-60	1.63E-02	N/A	U	1.23E-01	7.56E-02	3.80E+00	4.29E-03	
	Cs-134	0.00E+00	N/A	U	1.61E-01	1.02E-01	5.70E+00	0.00E+00	
	Cs-137	1.16E-02	N/A	U	1.44E-01	6.47E-02	1.10E+01	1.05E-03	
	Eu-152	4.42E-03	N/A	U	3.53E-01	1.67E-01	8.70E+00	5.08E-04	
	Eu-154	0.00E+00	N/A	U	3.99E-01	1.75E-01	8.00E+00	0.00E+00	
	Eu-155	9.41E-02	N/A	U	4.73E-01	2.27E-01	2.80E+02	3.36E-04	

Sample ID	Radionuclide	Activity (pCi/g)	Uncertainty (1 sigma)	Qualifier	MDA (pCi/g)	Decision Level (pCi/g)	Interim Screening Level Fraction	Fraction of Screening Level	SOF
	Am-241	0.00E+00	N/A	U	3.89E-01	1.85E-01	2.10E+00	0.00E+00	
7000X-1-CJ-GSB1-022	Co-60	4.39E-04	N/A	U	1.32E-01	6.64E-02	3.80E+00	1.16E-04	0.0032
	Cs-134	0.00E+00	N/A	U	1.55E-01	1.08E-01	5.70E+00	0.00E+00	
	Cs-137	2.40E-02	N/A	U	1.35E-01	6.09E-02	1.10E+01	2.18E-03	
	Eu-152	0.00E+00	N/A	U	3.22E-01	1.52E-01	8.70E+00	0.00E+00	
	Eu-154	0.00E+00	N/A	U	3.20E-01	1.37E-01	8.00E+00	0.00E+00	
	Eu-155	2.48E-01	N/A	U	4.73E-01	2.28E-01	2.80E+02	8.86E-04	
	Am-241	0.00E+00	N/A	U	3.80E-01	1.81E-01	2.10E+00	0.00E+00	
7000X-1-CJ-GSB2-022	Co-60	7.07E-03	N/A	U	1.11E-01	4.74E-02	3.80E+00	1.86E-03	0.0044
	Cs-134	0.00E+00	N/A	U	1.42E-01	9.63E-02	5.70E+00	0.00E+00	
	Cs-137	2.04E-02	N/A	U	1.33E-01	6.04E-02	1.10E+01	1.85E-03	
	Eu-152	0.00E+00	N/A	U	2.96E-01	1.40E-01	8.70E+00	0.00E+00	
	Eu-154	0.00E+00	N/A	U	3.75E-01	1.65E-01	8.00E+00	0.00E+00	
	Eu-155	1.92E-01	N/A	U	4.27E-01	2.07E-01	2.80E+02	6.86E-04	
	Am-241	0.00E+00	N/A	U	3.70E-01	1.77E-01	2.10E+00	0.00E+00	
7000X-1-CJ-GSB3-022	Co-60	3.03E-02	N/A	U	1.43E-01	7.73E-02	3.80E+00	7.97E-03	0.0284
	Cs-134	0.00E+00	N/A	U	1.89E-01	1.16E-01	5.70E+00	0.00E+00	
	Cs-137	0.00E+00	N/A	U	1.47E-01	6.48E-02	1.10E+01	0.00E+00	
	Eu-152	1.73E-01	N/A	U	3.69E-01	1.74E-01	8.70E+00	1.99E-02	
	Eu-154	0.00E+00	N/A	U	3.61E-01	1.50E-01	8.00E+00	0.00E+00	
	Eu-155	1.40E-01	N/A	U	4.99E-01	2.39E-01	2.80E+02	5.00E-04	
	Am-241	0.00E+00	N/A	U	3.78E-01	1.79E-01	2.10E+00	0.00E+00	
7000X-1-CJ-GSB1-023	Co-60	4.59E-02	N/A	U	1.44E-01	6.43E-02	3.80E+00	1.21E-02	0.0198
	Cs-134	0.00E+00	N/A	U	1.48E-01	1.04E-01	5.70E+00	0.00E+00	
	Cs-137	6.99E-02	N/A	U	1.46E-01	6.58E-02	1.10E+01	6.35E-03	
	Eu-152	0.00E+00	N/A	U	3.02E-01	1.42E-01	8.70E+00	0.00E+00	

Sample ID	Radionuclide	Activity (pCi/g)	Uncertainty (1 sigma)	Qualifier	MDA (pCi/g)	Decision Level (pCi/g)	Interim Screening Level Fraction	Fraction of Screening Level	SOF
	Eu-154	0.00E+00	N/A	U	3.68E-01	1.59E-01	8.00E+00	0.00E+00	
	Eu-155	3.69E-01	N/A	U	4.44E-01	2.13E-01	2.80E+02	1.32E-03	
	Am-241	0.00E+00	N/A	U	3.67E-01	1.75E-01	2.10E+00	0.00E+00	
7000X-1-CJ-GSB2-023	Co-60	0.00E+00	N/A	U	1.19E-01	6.34E-02	3.80E+00	0.00E+00	0.0171
	Cs-134	0.00E+00	N/A	U	1.38E-01	9.85E-02	5.70E+00	0.00E+00	
	Cs-137	0.00E+00	N/A	U	1.36E-01	6.07E-02	1.10E+01	0.00E+00	
	Eu-152	7.30E-02	N/A	U	3.25E-01	1.53E-01	8.70E+00	8.39E-03	
	Eu-154	1.77E-02	N/A	U	3.88E-01	1.67E-01	8.00E+00	2.21E-03	
	Eu-155	2.93E-01	N/A	U	4.48E-01	2.15E-01	2.80E+02	1.05E-03	
	Am-241	1.14E-02	N/A	U	3.53E-01	1.67E-01	2.10E+00	5.43E-03	
7000X-1-CJ-GSB3-023	Co-60	5.19E-02	N/A	U	1.27E-01	5.81E-02	3.80E+00	1.37E-02	0.0179
	Cs-134	0.00E+00	N/A	U	1.69E-01	1.16E-01	5.70E+00	0.00E+00	
	Cs-137	4.27E-02	N/A	U	1.57E-01	7.04E-02	1.10E+01	3.88E-03	
	Eu-152	0.00E+00	N/A	U	3.26E-01	1.53E-01	8.70E+00	0.00E+00	
	Eu-154	0.00E+00	N/A	U	3.90E-01	1.66E-01	8.00E+00	0.00E+00	
	Eu-155	9.37E-02	N/A	U	4.70E-01	2.25E-01	2.80E+02	3.35E-04	
	Am-241	0.00E+00	N/A	U	3.79E-01	1.80E-01	2.10E+00	0.00E+00	
7000X-1-CJ-GSB1-024	Co-60	1.46E-02	N/A	U	1.22E-01	5.20E-02	3.80E+00	3.84E-03	0.0110
	Cs-134	0.00E+00	N/A	U	1.45E-01	1.03E-01	5.70E+00	0.00E+00	
	Cs-137	2.73E-02	N/A	U	1.43E-01	6.45E-02	1.10E+01	2.48E-03	
	Eu-152	0.00E+00	N/A	U	3.10E-01	1.46E-01	8.70E+00	0.00E+00	
	Eu-154	3.35E-02	N/A	U	3.46E-01	1.49E-01	8.00E+00	4.19E-03	
	Eu-155	1.45E-01	N/A	U	4.48E-01	2.15E-01	2.80E+02	5.18E-04	
	Am-241	0.00E+00	N/A	U	3.82E-01	1.82E-01	2.10E+00	0.00E+00	
7000X-1-CJ-GSB2-024	Co-60	0.00E+00	N/A	U	9.59E-02	5.93E-02	3.80E+00	0.00E+00	0.0779
	Cs-134	0.00E+00	N/A	U	1.68E-01	9.98E-02	5.70E+00	0.00E+00	

Sample ID	Radionuclide	Activity (pCi/g)	Uncertainty (1 sigma)	Qualifier	MDA (pCi/g)	Decision Level (pCi/g)	Interim Screening Level Fraction	Fraction of Screening Level	SOF
	Cs-137	0.00E+00	N/A	U	1.37E-01	6.18E-02	1.10E+01	0.00E+00	
	Eu-152	0.00E+00	N/A	U	3.26E-01	1.54E-01	8.70E+00	0.00E+00	
	Eu-154	6.65E-02	N/A	U	4.33E-01	1.93E-01	8.00E+00	8.31E-03	
	Eu-155	1.61E-01	N/A	U	4.45E-01	2.27E-01	2.80E+02	5.75E-04	
	Am-241	1.45E-01	N/A	U	4.08E-01	1.95E-01	2.10E+00	6.90E-02	
7000X-1-CJ-GSB3-024	Co-60	6.46E-02	N/A	U	1.51E-01	6.59E-02	3.80E+00	1.70E-02	0.0363
	Cs-134	0.00E+00	N/A	U	1.72E-01	1.14E-01	5.70E+00	0.00E+00	
	Cs-137	5.71E-02	N/A	U	1.57E-01	7.07E-02	1.10E+01	5.19E-03	
	Eu-152	0.00E+00	N/A	U	3.40E-01	1.60E-01	8.70E+00	0.00E+00	
	Eu-154	1.08E-01	N/A	U	4.45E-01	1.95E-01	8.00E+00	1.35E-02	
	Eu-155	1.75E-01	N/A	U	4.96E-01	2.38E-01	2.80E+02	6.25E-04	
	Am-241	0.00E+00	N/A	U	4.02E-01	1.91E-01	2.10E+00	0.00E+00	
7000X-1-CJ-GSB1-025	Co-60	2.04E-02	N/A	U	9.59E-02	6.58E-02	3.80E+00	5.37E-03	0.0172
	Cs-134	0.00E+00	N/A	U	1.27E-01	1.03E-01	5.70E+00	0.00E+00	
	Cs-137	4.91E-02	N/A	U	1.49E-01	6.77E-02	1.10E+01	4.46E-03	
	Eu-152	0.00E+00	N/A	U	3.02E-01	1.42E-01	8.70E+00	0.00E+00	
	Eu-154	5.76E-02	N/A	U	1.96E-01	4.39E-01	8.00E+00	7.20E-03	
	Eu-155	4.16E-02	N/A	U	2.71E-01	1.27E-01	2.80E+02	1.49E-04	
	Am-241	0.00E+00	N/A	U	3.50E-01	1.66E-01	2.10E+00	0.00E+00	
7000X-1-CJ-GSB2-025	Co-60	2.59E-02	N/A	U	1.30E-01	5.66E-02	3.80E+00	6.82E-03	0.0238
	Cs-134	0.00E+00	N/A	U	1.50E-01	1.04E-01	5.70E+00	0.00E+00	
	Cs-137	4.30E-02	N/A	U	1.42E-01	6.40E-02	1.10E+01	3.91E-03	
	Eu-152	1.12E-01	N/A	U	3.46E-01	1.64E-01	8.70E+00	1.29E-02	
	Eu-154	0.00E+00	N/A	U	3.77E-01	1.65E-01	8.00E+00	0.00E+00	
	Eu-155	5.23E-02	N/A	U	4.56E-01	2.19E-01	2.80E+02	1.87E-04	
	Am-241	0.00E+00	N/A	U	3.86E-01	1.84E-01	2.10E+00	0.00E+00	

Sample ID	Radionuclide	Activity (pCi/g)	Uncertainty (1 sigma)	Qualifier	MDA (pCi/g)	Decision Level (pCi/g)	Interim Screening Level Fraction	Fraction of Screening Level	SOF
7000X-1-CJ-GSB3-025	Co-60	3.01E-02	N/A	U	1.25E-01	5.40E-02	3.80E+00	7.92E-03	0.0255
	Cs-134	0.00E+00	N/A	U	1.64E-01	1.09E-01	5.70E+00	0.00E+00	
	Cs-137	6.14E-02	N/A	U	1.51E-01	6.83E-02	1.10E+01	5.58E-03	
	Eu-152	1.02E-01	N/A	U	3.51E-01	1.66E-01	8.70E+00	1.17E-02	
	Eu-154	0.00E+00	N/A	U	3.55E-01	1.53E-01	8.00E+00	0.00E+00	
	Eu-155	7.67E-02	N/A	U	4.53E-01	2.18E-01	2.80E+02	2.74E-04	
	Am-241	0.00E+00	N/A	U	3.99E-01	1.90E-01	2.10E+00	0.00E+00	
7000X-1-CJ-GSB1-029	Co-60	3.16E-02	N/A	U	1.03E-01	5.74E-02	3.80E+00	8.32E-03	0.0141
	Cs-134	0.00E+00	N/A	U	1.39E-01	9.30E-02	5.70E+00	0.00E+00	
	Cs-137	0.00E+00	N/A	U	1.13E-01	5.03E-02	1.10E+01	0.00E+00	
	Eu-152	0.00E+00	N/A	U	2.87E-01	1.35E-01	8.70E+00	0.00E+00	
	Eu-154	4.55E-02	N/A	U	4.04E-01	1.81E-01	8.00E+00	5.69E-03	
	Eu-155	3.29E-02	N/A	U	3.91E-01	1.88E-01	2.80E+02	1.18E-04	
	Am-241	0.00E+00	N/A	U	3.31E-01	1.58E-01	2.10E+00	0.00E+00	
7000X-1-CJ-GSB2-029	Co-60	1.40E-02	N/A	U	7.91E-02	5.36E-02	3.80E+00	3.68E-03	0.0042
	Cs-134	0.00E+00	N/A	U	1.08E-01	8.72E-02	5.70E+00	0.00E+00	
	Cs-137	0.00E+00	N/A	U	1.09E-01	4.84E-02	1.10E+01	0.00E+00	
	Eu-152	0.00E+00	N/A	U	2.64E-01	1.23E-01	8.70E+00	0.00E+00	
	Eu-154	0.00E+00	N/A	U	3.55E-01	1.56E-01	8.00E+00	0.00E+00	
	Eu-155	1.34E-01	N/A	U	3.84E-01	1.84E-01	2.80E+02	4.79E-04	
	Am-241	0.00E+00	N/A	U	3.52E-01	1.67E-01	2.10E+00	0.00E+00	
7000X-1-CJ-GSB1-031	Co-60	1.70E-02	N/A	U	1.09E-01	7.05E-02	3.80E+00	4.47E-03	0.0129
	Cs-134	0.00E+00	N/A	U	1.81E-01	1.06E-01	5.70E+00	0.00E+00	
	Cs-137	9.03E-02	N/A	U	1.52E-01	6.86E-02	1.10E+01	8.21E-03	
	Eu-152	0.00E+00	N/A	U	3.53E-01	1.67E-01	8.70E+00	0.00E+00	
	Eu-154	0.00E+00	N/A	U	3.80E-01	1.64E-01	8.00E+00	0.00E+00	

Sample ID	Radionuclide	Activity (pCi/g)	Uncertainty (1 sigma)	Qualifier	MDA (pCi/g)	Decision Level (pCi/g)	Interim Screening Level Fraction	Fraction of Screening Level	SOF
	Eu-155	7.32E-02	N/A	U	4.61E-01	2.21E-01	2.80E+02	2.61E-04	
	Am-241	0.00E+00	N/A	U	3.79E-01	1.80E-01	2.10E+00	0.00E+00	
7000X-1-CJ-GSB2-031	Co-60	6.84E-02	N/A	U	1.33E-01	5.72E-02	3.80E+00	1.80E-02	0.0230
	Cs-134	0.00E+00	N/A	U	1.93E-01	1.10E-01	5.70E+00	0.00E+00	
	Cs-137	3.79E-02	N/A	U	1.38E-01	6.69E-02	1.10E+01	3.45E-03	
	Eu-152	0.00E+00	N/A	U	3.34E-01	1.58E-01	8.70E+00	0.00E+00	
	Eu-154	0.00E+00	N/A	U	4.55E-01	2.02E-01	8.00E+00	0.00E+00	
	Eu-155	4.23E-01	N/A	U	4.70E-01	2.41E-01	2.80E+02	1.51E-03	
	Am-241	0.00E+00	N/A	U	3.85E-01	1.84E-01	2.10E+00	0.00E+00	
7000X-1-CJ-GSB3-031	Co-60	3.64E-02	N/A	U	1.24E-01	5.45E-02	3.80E+00	9.58E-03	0.0344
	Cs-134	0.00E+00	N/A	U	1.80E-01	1.06E-01	5.70E+00	0.00E+00	
	Cs-137	3.23E-02	N/A	U	1.37E-01	6/14E-2	1.10E+01	2.94E-03	
	Eu-152	0.00E+00	N/A	U	3.19E-01	1.51E-01	8.70E+00	0.00E+00	
	Eu-154	1.65E-01	N/A	U	4.12E-01	1.81E-01	8.00E+00	2.06E-02	
	Eu-155	3.57E-01	N/A	U	4.55E-01	2.22E-01	2.80E+02	1.28E-03	
	Am-241	0.00E+00	N/A	U	3.65E-01	1.74E-01	2.10E+00	0.00E+00	
7000X-1-CJ-GSB1-031A	Co-60	5.19E-02	N/A	U	1.12E-01	5.57E-02	3.80E+00	1.37E-02	0.0156
	Cs-134	0.00E+00	N/A	U	1.68E-01	1.18E-01	5.70E+00	0.00E+00	
	Cs-137	1.54E-02	N/A	U	1.35E-01	5.96E-02	1.10E+01	1.40E-03	
	Eu-152	0.00E+00	N/A	U	3.36E-01	1.58E-01	8.70E+00	0.00E+00	
	Eu-154	0.00E+00	N/A	U	3.64E-01	1.54E-01	8.00E+00	0.00E+00	
	Eu-155	1.42E-01	N/A	U	4.39E-01	2.10E-01	2.80E+02	5.07E-04	
	Am-241	0.00E+00	N/A	U	3.58E-01	1.69E-01	2.10E+00	0.00E+00	
7000X-1-CJ-GSB2-031A	Co-60	0.00E+00	N/A	U	1.57E-01	6.37E-02	3.80E+00	0.00E+00	0.0039
	Cs-134	0.00E+00	N/A	U	1.86E-01	1.32E-01	5.70E+00	0.00E+00	
	Cs-137	0.00E+00	N/A	U	1.67E-01	7.19E-02	1.10E+01	0.00E+00	



Sample ID	Radionuclide	Activity (pCi/g)	Uncertainty (1 sigma)	Qualifier	MDA (pCi/g)	Decision Level (pCi/g)	Interim Screening Level Fraction	Fraction of Screening Level	SOF
	Eu-152	0.00E+00	N/A	U	4.07E-01	1.88E-01	8.70E+00	0.00E+00	
	Eu-154	2.58E-02	N/A	U	5.23E-01	2.21E-01	8.00E+00	3.23E-03	
	Eu-155	1.84E-01	N/A	U	5.57E-01	2.63E-01	2.80E+02	6.57E-04	
	Am-241	0.00E+00	N/A	U	5.06E-01	2.37E-01	2.10E+00	0.00E+00	

Table B.34 – 7000 Subsurface Soil Samples Summary Statistics

Radionuclide	Min (pCi/g)	Max (pCi/g)	Mean (pCi/g)	Median (pCi/g)	SD (pCi/g)
Co-60	0.00E+00	8.44E-02	2.67E-02	2.33E-02	2.35E-02
Cs-134	0.00E+00	1.12E-02	2.60E-04	0.00E+00	1.52E-03
Cs-137	0.00E+00	2.55E-01	3.62E-02	2.58E-02	4.43E-02
Eu-152	0.00E+00	1.73E-01	2.39E-02	0.00E+00	3.82E-02
Eu-154	0.00E+00	2.00E-01	2.98E-02	0.00E+00	5.22E-02
Eu-155	0.00E+00	4.43E-01	1.89E-01	1.75E-01	1.19E-01
Am-241	0.00E+00	1.45E-01	1.24E-02	0.00E+00	3.11E-02

Total Number of Samples	
Random	0
Judgmental	82

Judgmental	
SOF >0.5	0
Maximum SOF	0.1142
Minimum SOF	0.0011

Table B.35 – GEL Results for Open Land Area Soil Samples (pCi/g)

Sample ID	Am-241	Sb-125	C-14	Ce-144	Cs-134	Cs-137	Co-57	Co-58	Co-60	Cm-242	Cm-243/244	Eu-152	Eu-154	Eu-155	Fe-55
7000X-1-CJ-GSB1-002	8.58E-03	0.00E+00	2.04E-01	0.00E+00	1.60E-02	1.05E-01	9.84E-03	1.93E-02	3.95E-03	0.00E+00	0.00E+00	0.00E+00	0.00E+00	1.86E-02	7.30E-01
7000X-1-CJ-GSB1-012	2.28E-01	0.00E+00	0.00E+00	0.00E+00	5.50E-02	3.88E-03	1.49E-02	1.40E-04	0.00E+00	0.00E+00	0.00E+00	0.00E+00	1.22E-01	0.00E+00	0.00E+00
7000X-1-CJ-GSB1-014	0.00E+00	0.00E+00	0.00E+00	0.00E+00	3.90E-02	7.37E-03	0.00E+00	0.00E+00	3.40E-02	0.00E+00	3.58E-03	0.00E+00	3.18E-02	4.08E-02	0.00E+00
7000X-1-CJ-GSB3-008	4.55E-03	2.48E-01	0.00E+00	0.00E+00	5.93E-02	6.93E-02	0.00E+00	6.06E-03	3.10E-02	0.00E+00	8.80E-03	0.00E+00	8.20E-03	9.45E-02	0.00E+00
7000X-1-CJ-GSB3-018	0.00E+00	0.00E+00	0.00E+00	0.00E+00	2.45E-02	0.00E+00	8.10E-03	0.00E+00	1.12E-02	0.00E+00	2.81E-03	0.00E+00	0.00E+00	9.92E-05	0.00E+00
7000X-1-CJ-GSB3-020	3.13E-03	0.00E+00	0.00E+00	5.20E-04	3.89E-02	3.83E-02	6.48E-03	0.00E+00	0.00E+00	0.00E+00	0.00E+00	0.00E+00	0.00E+00	1.15E-01	0.00E+00
7000X-1-CJ-GSB3-021	1.07E-02	0.00E+00	0.00E+00	0.00E+00	5.33E-02	0.00E+00	1.40E-04	0.00E+00	0.00E+00	1.42E-02	2.80E-04	4.58E-02	3.80E-02	2.05E-02	1.25E+00
7000X-1-CJ-GSB3-023	3.54E-03	4.19E-03	0.00E+00	4.76E-02	0.00E+00	9.15E-03	1.32E-02	0.00E+00	0.00E+00	2.21E-03	0.00E+00	3.88E-02	3.61E-02	5.70E-02	1.03E+00
7100X-1-CJ-GSBX-002	0.00E+00	1.18E-02	0.00E+00	0.00E+00	2.37E-02	1.73E-01	5.10E-04	0.00E+00	4.24E-02	0.00E+00	0.00E+00	1.06E-02	0.00E+00	1.09E-02	0.00E+00
7200X-1-CJ-GSBX-009	7.89E-03	0.00E+00	0.00E+00	3.32E-02	2.48E-02	1.15E-02	5.46E-03	0.00E+00	8.80E-04	0.00E+00	0.00E+00	8.98E-03	0.00E+00	1.64E-02	0.00E+00
7300X-1-CJ-GSSX-001	0.00E+00	2.40E-03	0.00E+00	0.00E+00	9.97E-03	6.12E-03	1.07E-03	1.69E-02	8.66E-03	0.00E+00	1.39E-02	9.75E-03	0.00E+00	8.84E-02	0.00E+00
7400X-1-CJ-GSSX-004	0.00E+00	0.00E+00	0.00E+00	4.08E-04	1.59E-02	4.21E-02	0.00E+00	5.87E-03	4.93E-03	1.53E-02	9.44E-03	1.62E-02	0.00E+00	2.32E-02	0.00E+00
8100X-3-CJ-GSSX-044	7.07E-02	4.66E-02	0.00E+00	1.02E-01	8.37E-02	1.72E-01	4.55E-03	0.00E+00	0.00E+00	0.00E+00	0.00E+00	6.02E-03	0.00E+00	7.90E-02	2.18E+00
8100X-3-CJ-GSSX-058	2.72E-02	2.70E-02	1.37E-01	0.00E+00	1.87E-02	1.80E-01	0.00E+00	1.75E-02	0.00E+00	0.00E+00	3.58E-02	1.11E-03	5.66E-03	1.90E-02	2.45E+00
8100X-3-CJ-GSSX-064	4.72E-02	6.77E-02	1.07E-01	0.00E+00	5.11E-02	1.24E-01	6.78E-03	0.00E+00	0.00E+00	2.57E-02	9.67E-02	8.78E-02	1.29E-01	1.79E-02	4.43E+00
8100X-3-CR-GSSX-003	0.00E+00	0.00E+00	0.00E+00	7.80E-02	4.36E-02	1.29E-01	0.00E+00	4.06E-02	5.21E-03	0.00E+00	8.71E-03	0.00E+00	0.00E+00	6.16E-02	3.18E+00
8100X-3-CR-GSSX-021	1.20E-02	1.16E-01	0.00E+00	2.28E-01	0.00E+00	2.05E-01	2.37E-03	6.82E-02	2.29E-02	0.00E+00	2.23E-02	0.00E+00	3.91E-02	4.19E-02	1.88E+00
8100X-3-CR-GSSX-027	1.26E-02	2.24E-02	4.79E-01	7.07E-02	4.96E-02	3.08E-01	0.00E+00	0.00E+00	2.98E-02	0.00E+00	2.50E-02	0.00E+00	7.78E-02	5.79E-02	0.00E+00
8100X-3-CR-GSSX-029	0.00E+00	1.74E-03	0.00E+00	0.00E+00	9.19E-02	4.96E-01	5.95E-02	6.93E-02	0.00E+00	0.00E+00	1.20E-02	2.82E-01	7.35E-03	6.79E-02	2.30E+00
8100X-3-CR-GSSX-038	0.00E+00	1.22E-01	2.73E-01	2.41E-01	0.00E+00	1.41E-01	8.79E-03	4.28E-02	0.00E+00	0.00E+00	7.52E-03	2.67E-02	0.00E+00	0.00E+00	4.32E+00
8200X-3-CJ-GSSX-029	2.31E-02	0.00E+00	6.90E-01	1.52E-01	0.00E+00	2.38E-01	0.00E+00	0.00E+00	2.63E-02	0.00E+00	1.72E-02	3.34E-02	9.98E-03	5.20E-02	7.30E-01
8200X-3-CJ-GSSX-033	0.00E+00	0.00E+00	0.00E+00	0.00E+00	9.65E-02	2.23E-01	0.00E+00	9.29E-03	1.19E-02	6.40E-03	1.07E-02	0.00E+00	5.30E-04	0.00E+00	3.43E+00
8200X-3-CJ-GSSX-035	0.00E+00	5.18E-02	2.73E-01	0.00E+00	4.19E-03	2.31E-01	1.12E-02	3.30E-02	1.62E-02	6.79E-03	0.00E+00	0.00E+00	0.00E+00	1.48E-01	4.19E+00
8200X-3-CJ-GSSX-037	8.52E-04	0.00E+00	0.00E+00	2.46E-02	3.43E-02	9.29E-02	0.00E+00	0.00E+00	3.63E-02	1.32E-02	1.90E-02	1.83E-02	5.13E-02	4.93E-02	4.86E+00
8200X-3-CR-GSSX-023	2.05E-03	0.00E+00	0.00E+00	0.00E+00	5.91E-02	1.71E-01	1.25E-02	0.00E+00	0.00E+00	7.64E-03	9.30E-03	0.00E+00	4.61E-02	4.57E-02	5.14E+00
8200X-3-CR-GSSX-026	1.12E-02	4.25E-02	4.23E-01	6.57E-02	9.33E-02	2.28E-01	3.40E-03	0.00E+00	1.45E-02	0.00E+00	1.99E-02	2.83E-02	0.00E+00	9.41E-02	0.00E+00
8300X-3-CR-GSSX-002	4.44E-02	7.87E-02	0.00E+00	0.00E+00	5.26E-02	1.28E-01	1.45E-02	0.00E+00	0.00E+00	0.00E+00	1.83E-02	0.00E+00	0.00E+00	6.19E-02	0.00E+00
8300X-3-CR-GSSX-016	5.89E-02	5.53E-02	0.00E+00	6.45E-02	0.00E+00	1.06E-01	0.00E+00	0.00E+00	1.66E-02	3.27E-02	0.00E+00	0.00E+00	0.00E+00	1.27E-01	5.12E+00
8300X-3-CR-GSSX-021	0.00E+00	4.35E-02	6.73E-01	2.54E-02	6.99E-02	1.72E-01	1.95E-02	3.47E-02	1.30E-03	1.98E-02	2.66E-02	1.20E-04	8.65E-03	0.00E+00	1.49E+00
8300X-3-CR-GSSX-030	8.14E-04	8.38E-02	0.00E+00	1.40E-01	8.15E-02	1.13E-01	8.64E-04	2.62E-01	1.69E-02	6.13E-02	6.76E-02	9.47E-03	6.35E-02	6.07E-02	1.81E+00
8300X-3-CR-GSSX-031	1.13E-02	2.64E-02	0.00E+00	0.00E+00	0.00E+00	3.13E-01	5.00E-03	0.00E+00	1.68E-02	0.00E+00	4.60E-02	0.00E+00	6.24E-02	1.37E-01	2.82E+00
8300X-3-CR-GSSX-035	0.00E+00	0.00E+00	0.00E+00	1.92E-01	0.00E+00	7.27E-02	1.62E-02	0.00E+00	2.27E-03	0.00E+00	0.00E+00	0.00E+00	0.00E+00	6.05E-02	3.54E+00

Sample ID	Am-241	Sb-125	C-14	Ce-144	Cs-134	Cs-137	Co-57	Co-58	Co-60	Cm-242	Cm-243/244	Eu-152	Eu-154	Eu-155	Fe-55
8300X-3-CR-GSSX-037	0.00E+00	1.01E-01	0.00E+00	0.00E+00	3.29E-02	1.56E-01	0.00E+00	1.12E-01	2.37E-03	0.00E+00	2.05E-02	3.77E-02	0.00E+00	0.00E+00	3.40E+00
8300X-3-CR-GSSX-040	3.95E-02	4.25E-02	0.00E+00	0.00E+00	1.08E-02	1.47E-01	0.00E+00	0.00E+00	2.94E-02	0.00E+00	0.00E+00	7.50E-02	0.00E+00	9.33E-02	0.00E+00
8300X-3-CR-GSSX-042	1.93E-03	0.00E+00	0.00E+00	0.00E+00	0.00E+00	9.68E-02	1.09E-02	1.32E-03	5.61E-03	0.00E+00	0.00E+00	5.53E-02	0.00E+00	0.00E+00	5.35E-02
8400X-2-CJ-GSSX-027	0.00E+00	0.00E+00	0.00E+00	5.74E-02	6.16E-02	6.66E-02	0.00E+00	0.00E+00	4.96E-02	0.00E+00	2.18E-03	0.00E+00	3.41E-02	0.00E+00	6.28E+00
8400X-2-CR-GSSX-004	0.00E+00	2.28E-02	0.00E+00	1.65E-02	4.76E-02	3.57E-01	0.00E+00	1.14E-03	1.71E-02	0.00E+00	3.25E-03	3.01E-02	1.35E-02	4.17E-02	0.00E+00
8400X-2-CR-GSSX-006	0.00E+00	2.99E-03	0.00E+00	1.64E-01	4.45E-02	4.61E-02	0.00E+00	9.08E-02	0.00E+00	0.00E+00	0.00E+00	4.78E-02	0.00E+00	9.27E-02	6.79E+00
8700X-2-CJ-GSSX-021	3.00E-03	4.84E-03	0.00E+00	1.29E-01	0.00E+00	4.63E-02	0.00E+00	1.29E-02	4.33E-03	6.60E-03	0.00E+00	0.00E+00	1.74E-03	8.18E-02	1.54E+01
8700X-2-CR-GSSX-005	1.40E-02	4.23E-02	0.00E+00	9.60E-02	5.16E-02	3.08E-02	1.22E-02	0.00E+00	1.57E-03	0.00E+00	0.00E+00	4.14E-02	1.02E-01	0.00E+00	6.81E+00

Sample ID	Mn-54	Np-237	Ni-59	Ni-63	Nb-94	Pu-238	Pu-239/240	Pu-241	Ag-110m	Sr-90	Tc-99	H-3	Zn-65
7000X-1-CJ-GSB1-002	0.00E+00	0.00E+00	0.00E+00	4.85E-01	0.00E+00	0.00E+00	0.00E+00	0.00E+00	5.99E-03	6.32E-02	0.00E+00	6.70E-01	0.00E+00
7000X-1-CJ-GSB1-012	1.80E-02	0.00E+00	5.95E-01	3.23E-01	0.00E+00	0.00E+00	0.00E+00	0.00E+00	0.00E+00	8.44E-01	2.76E-01	1.04E+00	1.16E-02
7000X-1-CJ-GSB1-014	2.35E-01	0.00E+00	2.74E-01	5.96E-01	0.00E+00	0.00E+00	0.00E+00	0.00E+00	0.00E+00	9.28E-03	3.84E-01	8.72E-01	0.00E+00
7000X-1-CJ-GSB3-008	2.19E-02	0.00E+00	0.00E+00	2.08E-01	0.00E+00	0.00E+00	1.28E-02	0.00E+00	0.00E+00	0.00E+00	0.00E+00	2.45E+00	0.00E+00
7000X-1-CJ-GSB3-018	2.58E-03	0.00E+00	1.39E+00	6.77E-01	0.00E+00	1.35E-02	0.00E+00	0.00E+00	1.71E-02	0.00E+00	0.00E+00	6.64E-01	0.00E+00
7000X-1-CJ-GSB3-020	2.55E-02	0.00E+00	0.00E+00	0.00E+00	1.39E-02	0.00E+00	6.02E-03	0.00E+00	7.47E-03	0.00E+00	6.47E-02	1.73E+00	1.65E-02
7000X-1-CJ-GSB3-021	1.23E-02	2.90E-04	6.04E-01	0.00E+00	1.32E-02	5.70E-03	1.99E-03	0.00E+00	0.00E+00	0.00E+00	3.95E-01	1.75E+00	3.45E-02
7000X-1-CJ-GSB3-023	5.53E-02	1.08E-03	0.00E+00	0.00E+00	0.00E+00	0.00E+00	0.00E+00	0.00E+00	0.00E+00	0.00E+00	2.97E-01	3.00E-01	0.00E+00
7100X-1-CJ-GSBX-002	0.00E+00	3.20E-04	0.00E+00	9.01E-01	0.00E+00	4.70E-03	3.71E-03	0.00E+00	5.37E-03	9.07E-03	1.28E-01	0.00E+00	1.74E-02
7200X-1-CJ-GSBX-009	0.00E+00	0.00E+00	0.00E+00	0.00E+00	6.29E-03	1.84E-02	5.83E-03	0.00E+00	0.00E+00	5.33E-02	0.00E+00	0.00E+00	0.00E+00
7300X-1-CJ-GSSX-001	1.71E-02	1.11E-03	0.00E+00	0.00E+00	3.84E-03	1.03E-02	0.00E+00	0.00E+00	2.90E-03	4.98E-02	2.85E-01	3.08E-01	3.57E-02
7400X-1-CJ-GSSX-004	9.06E-03	2.59E-03	4.63E-01	0.00E+00	1.12E-02	1.03E-02	0.00E+00	0.00E+00	0.00E+00	2.92E-03	0.00E+00	0.00E+00	2.26E-03
8100X-3-CJ-GSSX-044	7.75E-03	0.00E+00	0.00E+00	0.00E+00	5.79E-02	0.00E+00	7.86E-03	1.26E+00	2.08E-02	1.33E-01	0.00E+00	0.00E+00	7.12E-02
8100X-3-CJ-GSSX-058	0.00E+00	0.00E+00	0.00E+00	0.00E+00	3.37E-03	2.85E-03	1.35E-02	1.36E+00	0.00E+00	1.09E-01	0.00E+00	0.00E+00	2.89E-03
8100X-3-CJ-GSSX-064	1.94E-02	8.29E-04	0.00E+00	5.00E-01	3.50E-02	1.50E-02	1.73E-02	2.17E+00	7.33E-02	1.33E-01	0.00E+00	0.00E+00	8.45E-03
8100X-3-CR-GSSX-003	3.03E-02	1.12E-03	1.39E-01	4.13E-01	8.78E-03	4.90E-03	0.00E+00	0.00E+00	0.00E+00	1.44E-01	0.00E+00	0.00E+00	4.71E-03
8100X-3-CR-GSSX-021	3.95E-03	1.39E-03	7.57E-01	3.50E-01	1.54E-02	0.00E+00	2.29E-02	0.00E+00	0.00E+00	5.79E-02	0.00E+00	0.00E+00	0.00E+00
8100X-3-CR-GSSX-027	4.56E-02	1.89E-03	7.73E-01	0.00E+00	0.00E+00	5.67E-03	1.16E-02	8.17E-01	0.00E+00	0.00E+00	0.00E+00	0.00E+00	0.00E+00
8100X-3-CR-GSSX-029	0.00E+00	0.00E+00	0.00E+00	4.64E-01	1.79E-01	1.90E-02	9.91E-03	1.76E+00	0.00E+00	3.00E-02	0.00E+00	0.00E+00	0.00E+00
8100X-3-CR-GSSX-038	4.32E-03	0.00E+00	1.17E+00	4.66E-01	0.00E+00	4.82E-03	1.06E-02	1.70E+00	6.39E-02	0.00E+00	6.42E-03	0.00E+00	0.00E+00
8200X-3-CJ-GSSX-029	0.00E+00	6.96E-04	0.00E+00	0.00E+00	0.00E+00	0.00E+00	2.22E-02	0.00E+00	4.84E-03	7.88E-02	0.00E+00	0.00E+00	4.35E-02
8200X-3-CJ-GSSX-033	1.21E-02	0.00E+00	0.00E+00	5.41E-01	1.49E-02	5.78E-03	0.00E+00	2.81E-01	2.81E-02	2.48E-02	0.00E+00	0.00E+00	1.02E-01
8200X-3-CJ-GSSX-035	1.82E-03	0.00E+00	9.72E-02	0.00E+00	0.00E+00	2.31E-03	1.48E-02	6.42E-01	5.00E-02	3.61E-03	0.00E+00	0.00E+00	2.69E-02
8200X-3-CJ-GSSX-037	0.00E+00	0.00E+00	9.04E-02	0.00E+00	1.33E-02	0.00E+00	0.00E+00	1.80E+00	0.00E+00	1.44E-01	0.00E+00	0.00E+00	0.00E+00

Sample ID	Mn-54	Np-237	Ni-59	Ni-63	Nb-94	Pu-238	Pu-239/240	Pu-241	Ag-110m	Sr-90	Tc-99	H-3	Zn-65
8200X-3-CR-GSSX-023	1.41E-03	0.00E+00	5.80E-01	0.00E+00	0.00E+00	0.00E+00	0.00E+00	1.87E+00	4.43E-02	2.17E-01	0.00E+00	0.00E+00	1.22E-01
8200X-3-CR-GSSX-026	6.24E-02	0.00E+00	0.00E+00	0.00E+00	3.08E-02	0.00E+00	2.75E-02	1.55E+00	1.98E-02	1.06E-03	0.00E+00	0.00E+00	0.00E+00
8300X-3-CR-GSSX-002	0.00E+00	0.00E+00	3.69E-01	0.00E+00	0.00E+00	3.62E-02	0.00E+00	3.29E+00	0.00E+00	2.05E-02	1.15E-01	1.63E+00	1.06E-02
8300X-3-CR-GSSX-016	1.62E-03	0.00E+00	0.00E+00	0.00E+00	2.63E-03	3.59E-02	0.00E+00	1.51E+00	3.83E-02	0.00E+00	0.00E+00	3.06E-01	1.79E-02
8300X-3-CR-GSSX-021	0.00E+00	0.00E+00	5.23E-01	0.00E+00	5.33E-03	0.00E+00	0.00E+00	2.15E+00	0.00E+00	1.10E-01	0.00E+00	1.10E+00	7.99E-02
8300X-3-CR-GSSX-030	0.00E+00	0.00E+00	0.00E+00	0.00E+00	3.16E-02	0.00E+00	1.85E-02	1.16E+00	3.92E-02	0.00E+00	0.00E+00	2.52E-01	0.00E+00
8300X-3-CR-GSSX-031	1.78E-02	0.00E+00	0.00E+00	0.00E+00	2.02E-02	0.00E+00	0.00E+00	2.03E+00	0.00E+00	0.00E+00	0.00E+00	0.00E+00	2.96E-02
8300X-3-CR-GSSX-035	0.00E+00	0.00E+00	0.00E+00	0.00E+00	3.28E-02	1.52E-02	0.00E+00	1.76E+00	0.00E+00	8.64E-02	0.00E+00	0.00E+00	6.23E-02
8300X-3-CR-GSSX-037	4.70E-02	1.03E-03	0.00E+00	0.00E+00	2.20E-02	7.38E-03	1.50E-02	0.00E+00	3.60E-02	0.00E+00	0.00E+00	1.31E+00	0.00E+00
8300X-3-CR-GSSX-040	0.00E+00	0.00E+00	0.00E+00	0.00E+00	5.36E-03	0.00E+00	2.02E-02	3.74E-01	6.70E-02	0.00E+00	0.00E+00	0.00E+00	0.00E+00
8300X-3-CR-GSSX-042	1.06E-02	0.00E+00	4.95E-05	5.65E-01	9.06E-03	0.00E+00	0.00E+00	0.00E+00	1.24E-02	2.58E-04	0.00E+00	0.00E+00	1.09E-01
8400X-2-CJ-GSSX-027	9.21E-03	0.00E+00	0.00E+00	0.00E+00	0.00E+00	0.00E+00	0.00E+00	0.00E+00	4.13E-03	0.00E+00	0.00E+00	0.00E+00	5.31E-02
8400X-2-CR-GSSX-004	1.39E-02	4.04E-04	1.62E+00	0.00E+00	8.42E-03	0.00E+00	9.38E-03	0.00E+00	0.00E+00	0.00E+00	0.00E+00	7.31E-01	3.11E-02
8400X-2-CR-GSSX-006	8.04E-03	0.00E+00	0.00E+00	0.00E+00	2.31E-02	2.50E-03	0.00E+00	0.00E+00	0.00E+00	0.00E+00	0.00E+00	0.00E+00	9.29E-03
8700X-2-CJ-GSSX-021	2.16E-02	0.00E+00	0.00E+00	7.63E-01	0.00E+00	0.00E+00	3.33E-03	0.00E+00	0.00E+00	9.87E-03	0.00E+00	0.00E+00	6.86E-02
8700X-2-CR-GSSX-005	0.00E+00	0.00E+00	1.11E+00	4.72E-01	0.00E+00	0.00E+00	1.60E-03	0.00E+00	5.46E-03	0.00E+00	5.42E-01	0.00E+00	0.00E+00

(Notes) Bold values indicate positively identified radionuclide concentrations. Negative values in the data were recorded as zero.



APPENDIX C

Results for Structure Surface Measurements

Figure C.1 – Turbine Building 1036 Foot Elevation Surface Measurement Locations

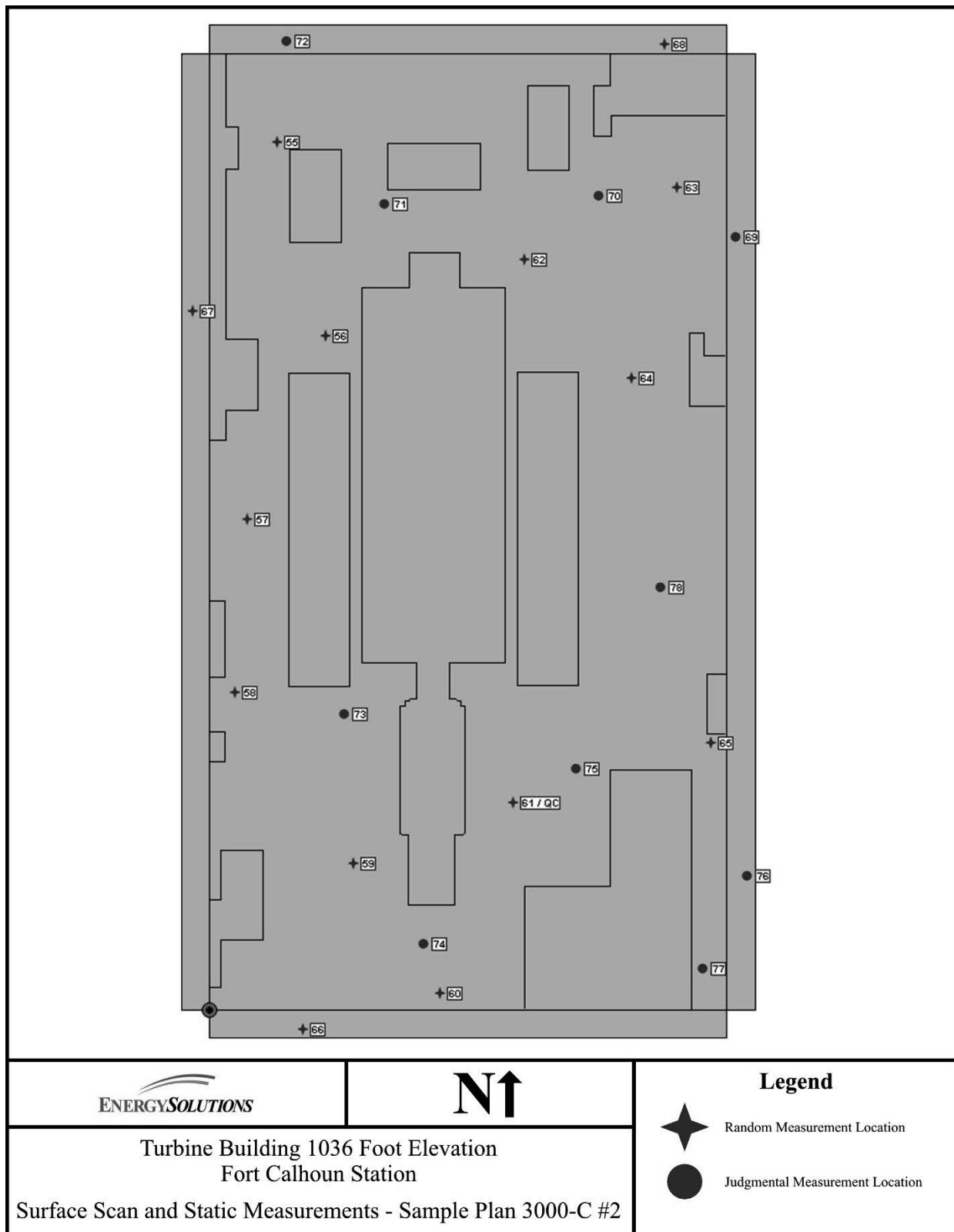


Figure C.2 – Turbine Building 1036 Foot Elevation Surface Measurement Locations

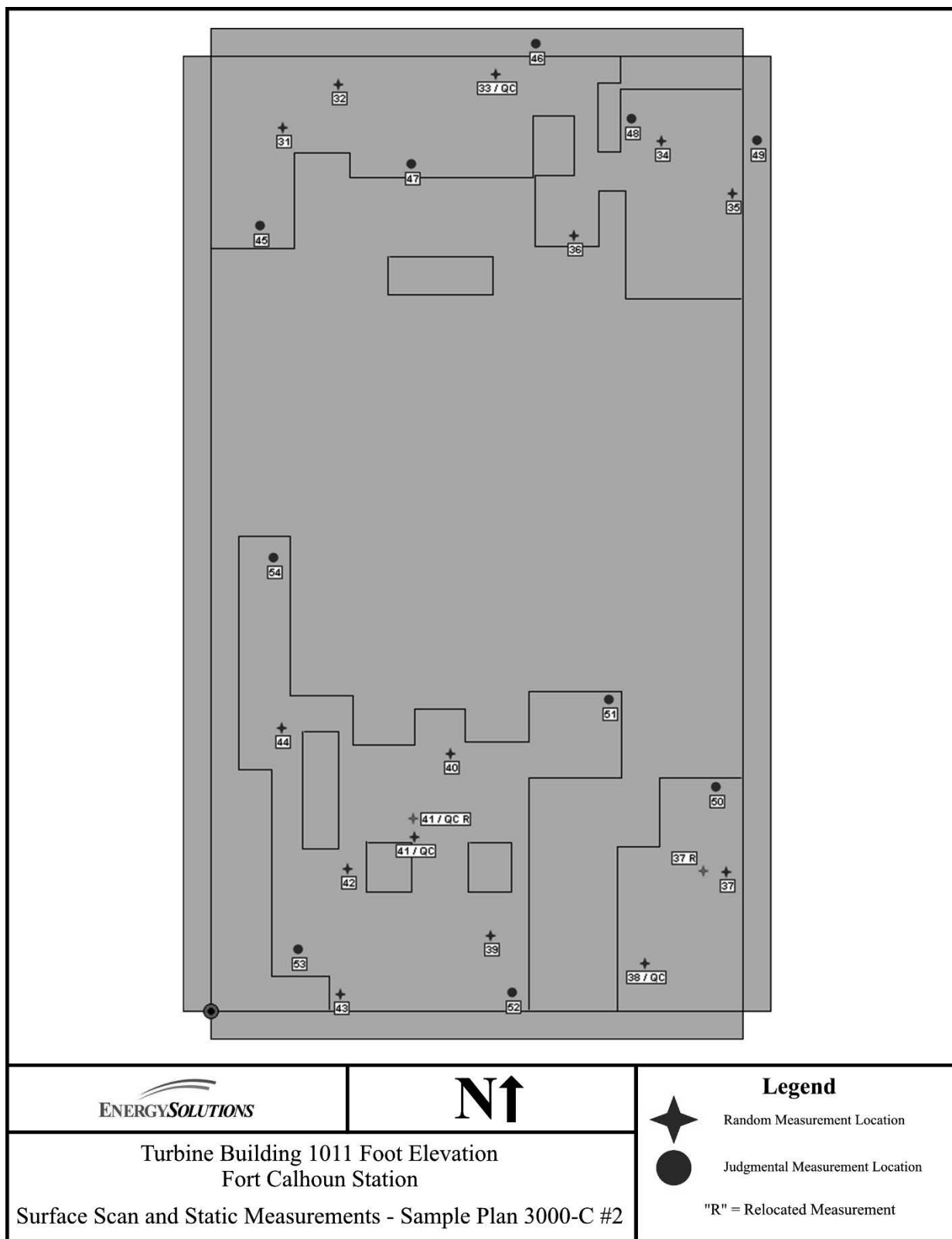


Figure C.3 – Turbine Building 990 Foot Elevation Surface Measurement Locations

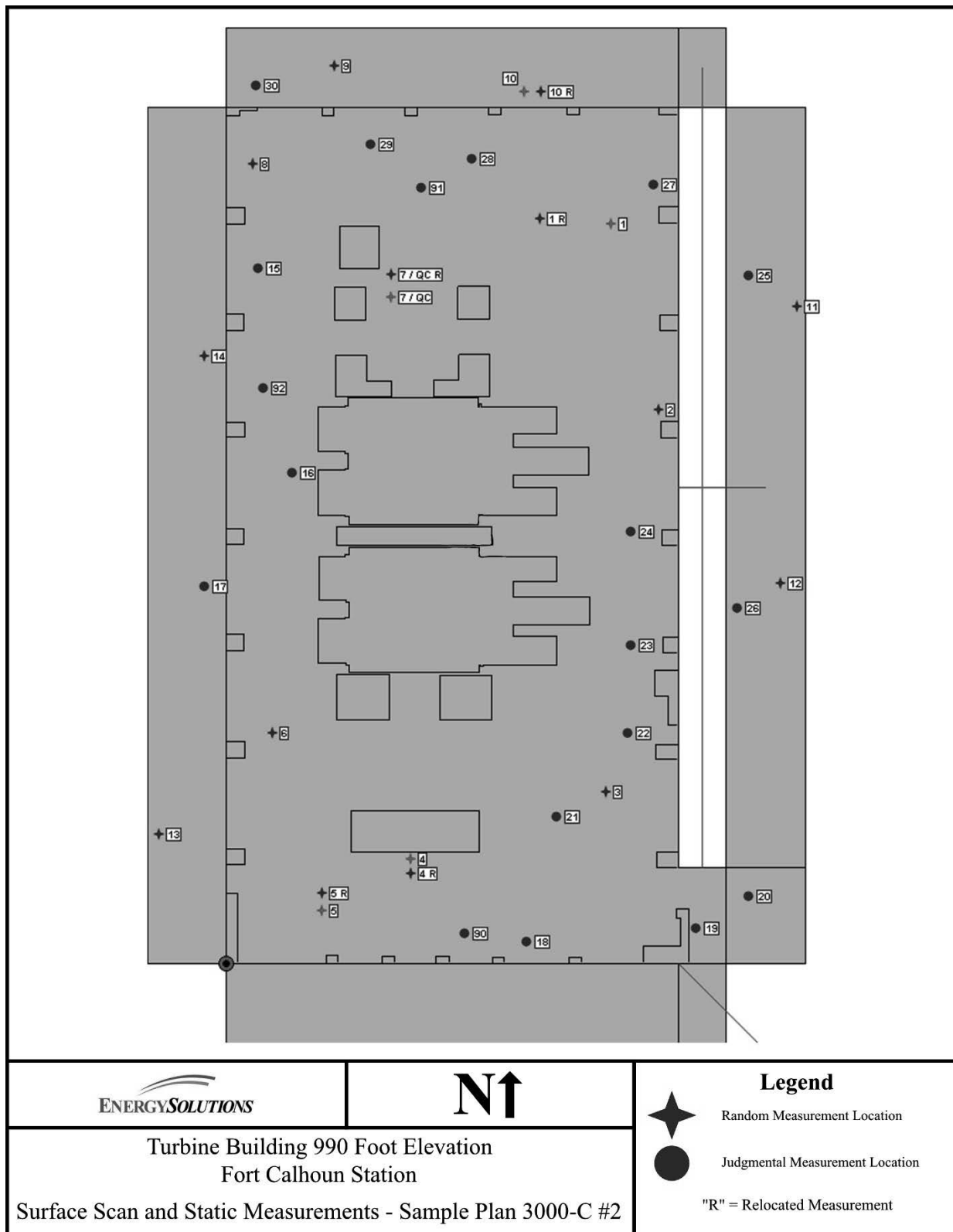


Figure C.4 – Turbine Building Roof Surface Measurement Locations

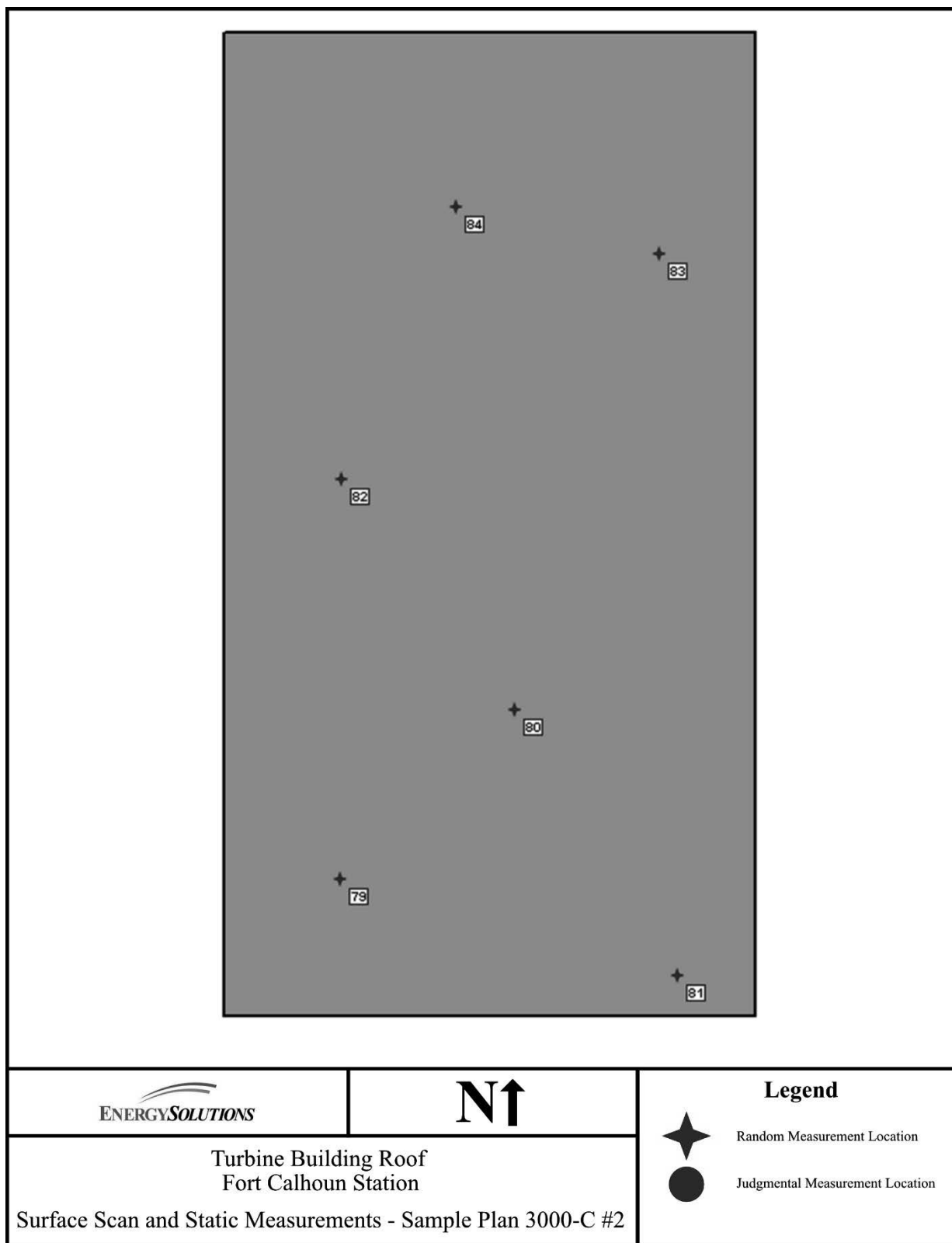


Figure C.5 – Turbine Building 990 Foot Elevation Floor Drain Measurement Locations

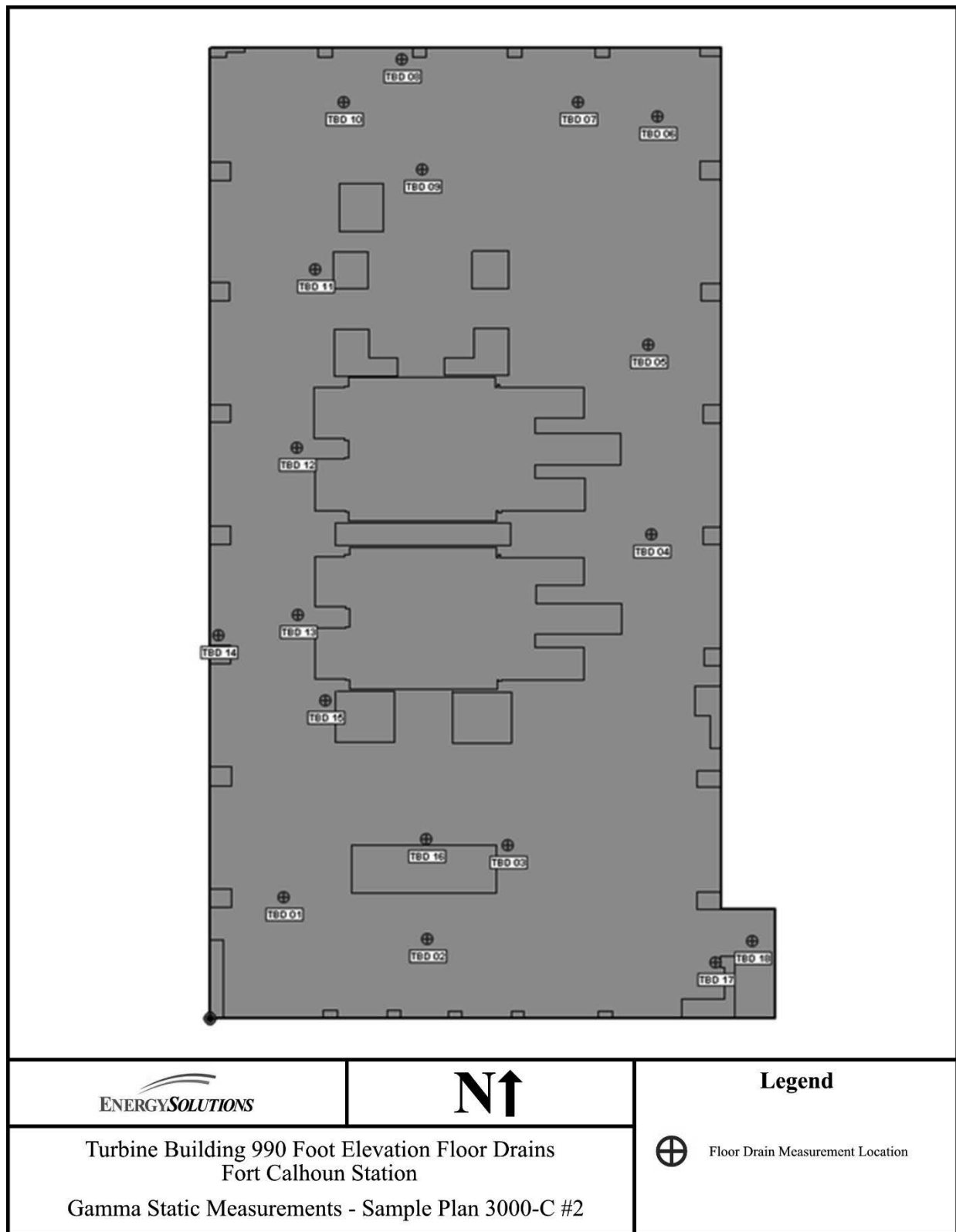


Table C.1 – Turbine Building Scan Results

Location	Scan Logged Result (cpm)	Avg Background (cpm)	Action Level (cpm)	Scan Alarms
1	492	274	524	0
2	457	294	552	0
3	428	294	552	0
4	396	220	444	0
5	390	220	444	0
6	360	220	444	0
7	359	220	444	0
8	473	274	524	0
9	377	278	530	0
10	396	296	556	0
11	417	296	556	0
12	422	296	556	0
13	445	249	487	0
14	352	249	487	0
15	396	220	444	0
16	464	220	444	1
17	438	249	487	0
18	537	294	552	0
19	508	294	552	0
20	437	249	487	0
21	485	294	552	0
22	454	294	552	0
23	552	294	552	1
24	530	294	552	0
25	435	296	556	0
26	428	249	487	0
27	433	274	524	0
28	523	274	524	0
29	476	274	524	0
30	528	278	530	0
31	469	283	537	0
32	436	283	537	0
33	512	283	537	0
34	506	283	537	0

Location	Scan Logged Result (cpm)	Avg Background (cpm)	Action Level (cpm)	Scan Alarms
35	536	283	537	0
36	504	283	537	0
37	404	283	537	0
38	497	283	537	0
39	470	283	537	0
40	456	259	502	0
41	537	288	543	0
42	526	288	543	0
43	396	259	502	0
44	495	288	543	0
45	513	288	543	0
46	244	134	309	0
47	376	259	502	0
48	523	283	537	0
49	499	271	519	0
50	529	283	537	0
51	470	259	502	0
52	478	288	543	0
53	439	288	543	0
54	521	288	543	0
55	668	485	818	0
56	777	485	818	0
57	795	485	818	0
58	792	485	818	0
59	922	485	818	1
60	732	485	818	0
61	731	467	794	0
62	794	525	871	0
63	798	525	871	0
64	848	525	871	0
65	769	467	794	0
66	355	246	483	0
67	421	220	443	0
68	431	226	453	0
69	439	306	569	0

FCS Decommissioning Project Radiological Characterization Report

Location	Scan Logged Result (cpm)	Avg Background (cpm)	Action Level (cpm)	Scan Alarms
70	721	467	794	0
71	694	467	794	0
72	281	226	453	0
73	815	485	818	0
74	738	485	818	0
75	715	467	794	0
76	452	226	453	0
77	704	467	794	0
78	580	525	871	0
79	810	639	1020	0
80	839	639	1020	0
81	853	639	1020	0
82	690	574	935	0
83	840	639	1020	0
84	690	574	935	0
85	545	337	614	0
86	543	337	614	0
87	572	337	614	0
88 TRB2A	504	344	624	0
89 TRB2B	342	344	624	0
90 GEN1	309	344	624	0
91 GEN2	318	344	624	0
92 TRB1B	308	344	624	0
93 TRB1A	489	344	624	0
94 FW152	453	240	473	0
95 MSEX1	382	240	473	0
96 MSEX2	381	240	473	0
97 MSEX3	437	240	473	0
98 MSEX4	448	240	473	0
99 FW2A	277	197	408	0
100 FW2B	291	197	408	0
101 FW2C	378	197	408	0
102 FW730	372	197	408	0
103 FW731	482	197	408	1
104 FW732	351	197	408	0

FCS Decommissioning Project Radiological Characterization Report

Location	Scan Logged Result (cpm)	Avg Background (cpm)	Action Level (cpm)	Scan Alarms
105 FW733	379	197	408	0
106 FW1B	296	197	408	0
107 FW1A	354	197	408	0
108 FW4A1	319	197	408	0
109 FW4A2	357	197	408	0
110 HDT17	388	203	417	0
111 FW15A	321	203	417	0
112 MS183	381	203	417	0
QC 33	486	288	543	0
QC 38	494	288	543	0
QC 41	415	283	537	0
QC 61	759	525	871	0
QC 7	555	337	614	0
QC 98 MSEX4	365	214	434	0

Table C.2 – Turbine Building Static Measurement Results

Measurement ID	Gross Beta Activity (dpm/100cm ²)	Fraction of Action Level ^a
3000X-3-CR-FBDX-001	0	0.0000
3000X-3-CR-FBDX-002	0	0.0000
3000X-3-CR-FBDX-003	120	0.0338
3000X-3-CR-FBDX-004	580	0.1634
3000X-3-CR-FBDX-005	174	0.0490
3000X-3-CR-FBDX-006	0	0.0000
3000X-3-CR-FBDX-007	338	0.0952
3000X-3-CR-FBDX-008	0	0.0000
3000X-3-CR-WBDX-009	0	0.0000
3000X-3-CR-WBDX-010	0	0.0000
3000X-3-CR-WBDX-011	0	0.0000
3000X-3-CR-WBDX-012	0	0.0000
3000X-3-CR-WBDX-013	49	0.0138
3000X-3-CR-WBDX-014	0	0.0000
3000X-3-CJ-FBDX-015	453	0.1276
3000X-3-CJ-FBDX-016	0	0.0000
3000X-3-CJ-WBDX-017	24	0.0068
3000X-3-CJ-FBDX-018	193	0.0544
3000X-3-CJ-FBDX-019	0	0.0000
3000X-3-CJ-WBDX-020	166	0.0468
3000X-3-CJ-FBDX-021	228	0.0642
3000X-3-CJ-FBDX-022	51	0.0144
3000X-3-CJ-FBDX-023	47	0.0132
3000X-3-CJ-FBDX-024	166	0.0468
3000X-3-CJ-WBDX-025	0	0.0000
3000X-3-CJ-WBDX-026	0	0.0000
3000X-3-CJ-FBDX-027	281	0.0792
3000X-3-CJ-FBDX-028	0	0.0000
3000X-3-CJ-FBDX-029	229	0.0645
3000X-3-CJ-WBDX-030	0	0.0000
3000X-3-CR-FBDX-031	67	0.0189
3000X-3-CR-FBDX-032	116	0.0327
3000X-3-CR-FBDX-033	116	0.0327
3000X-3-CR-FBDX-034	19	0.0054

Measurement ID	Gross Beta Activity (dpm/100cm ²)	Fraction of Action Level ^a
3000X-3-CR-FBDX-035	181	0.0510
3000X-3-CR-FBDX-036	201	0.0566
3000X-3-CR-FBDX-037	59	0.0166
3000X-3-CR-FBDX-038	153	0.0431
3000X-3-CR-FBDX-039	0	0.0000
3000X-3-CR-FBDX-040	18	0.0051
3000X-3-CR-FBDX-041	0	0.0000
3000X-3-CR-FBDX-042	0	0.0000
3000X-3-CR-FBDX-043	18	0.0051
3000X-3-CR-FBDX-044	0	0.0000
3000X-3-CJ-FBDX-045	30	0.0085
3000X-3-CJ-WBDX-046	63	0.0177
3000X-3-CJ-FBDX-047	0	0.0000
3000X-3-CJ-FBDX-048	0	0.0000
3000X-3-CJ-WBDX-049	287	0.0808
3000X-3-CJ-FBDX-050	116	0.0327
3000X-3-CJ-FBDX-051	0	0.0000
3000X-3-CJ-FBDX-052	0	0.0000
3000X-3-CJ-FBDX-053	0	0.0000
3000X-3-CJ-FBDX-054	0	0.0000
3000X-3-CR-FBDX-055	0	0.0000
3000X-3-CR-FBDX-056	42	0.0118
3000X-3-CR-FBDX-057	0	0.0000
3000X-3-CR-FBDX-058	0	0.0000
3000X-3-CR-FBDX-059	0	0.0000
3000X-3-CR-FBDX-060	0	0.0000
3000X-3-CR-FBDX-061	0	0.0000
3000X-3-CR-FBDX-062	113	0.0318
3000X-3-CR-FBDX-063	267	0.0752
3000X-3-CR-FBDX-064	267	0.0752
3000X-3-CR-FBDX-065	22	0.0062
3000X-3-CR-WBDX-066	0	0.0000
3000X-3-CR-WBDX-067	97	0.0273
3000X-3-CR-WBDX-068	95	0.0268
3000X-3-CJ-WBDX-069	86	0.0242

Measurement ID	Gross Beta Activity (dpm/100cm ²)	Fraction of Action Level ^a
3000X-3-CJ-FBDX-070	82	0.0231
3000X-3-CJ-FBDX-071	0	0.0000
3000X-3-CJ-WBDX-072	0	0.0000
3000X-3-CJ-FBDX-073	0	0.0000
3000X-3-CJ-FBDX-074	0	0.0000
3000X-3-CJ-FBDX-075	14	0.0039
3000X-3-CJ-WBDX-076	286	0.0806
3000X-3-CJ-FBDX-077	0	0.0000
3000X-3-CJ-FBDX-078	97	0.0273
3000X-3-CJ-RBDX-079	87	0.0245
3000X-3-CJ-RBDX-080	76	0.0214
3000X-3-CJ-RBDX-081	308	0.0868
3000X-3-CJ-RBDX-082	251	0.0707
3000X-3-CJ-RBDX-083	117	0.0330
3000X-3-CJ-RBDX-084	158	0.0445
3000X-3-CJ-FBDX-085	120	0.0338
3000X-3-CJ-FBDX-086	0	0.0000
3000X-3-CJ-FBDX-087	0	0.0000
3000X-3-CJ-SBDX-088	0	0.0000
3000X-3-CJ-SBDX-089	0	0.0000
3000X-3-CJ-SBDX-090	0	0.0000
3000X-3-CJ-SBDX-091	0	0.0000
3000X-3-CJ-SBDX-092	0	0.0000
3000X-3-CJ-SBDX-093	0	0.0000
3000X-3-CJ-SBDX-094	0	0.0000
3000X-3-CJ-SBDX-095	0	0.0000
3000X-3-CJ-SBDX-096	0	0.0000
3000X-3-CJ-SBDX-097	0	0.0000
3000X-3-CJ-SBDX-098	0	0.0000
3000X-3-CJ-SBDX-099	0	0.0000
3000X-3-CJ-SBDX-100	0	0.0000
3000X-3-CJ-SBDX-101	0	0.0000
3000X-3-CJ-SBDX-102	0	0.0000
3000X-3-CJ-SBDX-103	0	0.0000
3000X-3-CJ-SBDX-104	0	0.0000

Measurement ID	Gross Beta Activity (dpm/100cm ²)	Fraction of Action Level ^a
3000X-3-CJ-SBDX-105	0	0.0000
3000X-3-CJ-SBDX-106	0	0.0000
3000X-3-CJ-SBDX-107	0	0.0000
3000X-3-CJ-SBDX-108	0	0.0000
3000X-3-CJ-SBDX-109	0	0.0000
3000X-3-CJ-SBDX-110	0	0.0000
3000X-3-CJ-SBDX-111	0	0.0000
3000X-3-CJ-SBDX-112	0	0.0000
3000X-3-CQ-FBDX-033	14	0.0039
3000X-3-CQ-FBDX-038	0	0.0000
3000X-3-CQ-FBDX-041	63	0.0177
3000X-3-CQ-FBDX-061	84	0.0237
3000X-3-CQ-FBDX-007	0	0.0000
3000X-3-CQ-SBDX-098	0	0.0000

(a) Action level is equivalent to 50% of the Screening Value for Co-60, or 3,550 dpm/100 cm².

Table C.3 – Turbine Building Surface Measurements Summary Statistics

Random				
Mean (dpm/100cm ²)	Median (dpm/100cm ²)	Max (dpm/100cm ²)	Min (dpm/100cm ²)	Std. Dev. (dpm/100cm ²)
74	0	580	0	105

Judgmental				
Mean (dpm/100cm ²)	Median (dpm/100cm ²)	Max (dpm/100cm ²)	Min (dpm/100cm ²)	Std. Dev. (dpm/100cm ²)
57	0	453	0	100

Combined				
Mean (dpm/100cm ²)	Median (dpm/100cm ²)	Max (dpm/100cm ²)	Min (dpm/100cm ²)	Std. Dev. (dpm/100cm ²)
64	0	580	0	107

Total Number of Measurements	
Random	42
Judgmental	70
QC	6

Random	
Fraction >1	0
Maximum Fraction:	0.1634

Judgmental	
Fraction >1	0
Maximum Fraction:	0.1276

Table C.4 – Turbine Building Drain Survey Results

Drain	Gamma Scan Reading (cpm)	Gamma Static Reading (cpm)	Background (cpm)
1	7673	6372	7444
2	6713	5194	7444
3	6814	5360	7444
4	7769	6329	7444
5	7757	6283	7444
6	8077	6442	7279
7	6068	5218	7279
8	7997	6674	7279
9	7791	5771	7279
10	5950	4919	7279
11	6268	5019	7279
12	7575	5019	7279
13	8432	7091	7279
14	7229	5961	7279
15	7470	5852	7279
16	8309	5831	7279
17	11148	9360	10486
18	10836	7796	10486

Figure C.6 – Intake Building 974'8" and 985' Elevations Surface Measurement Locations

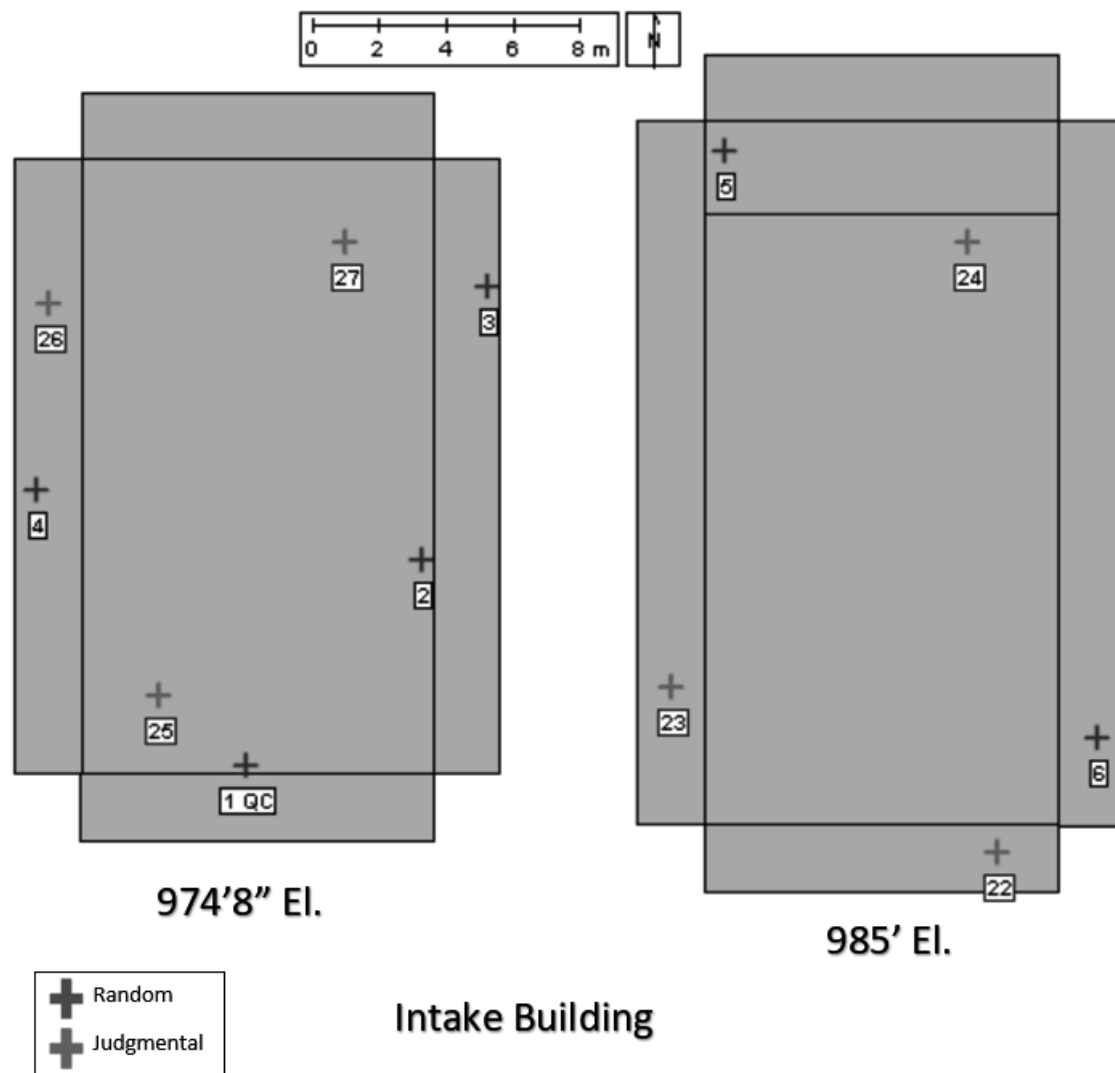


Figure C.7 – Intake Building 993'6" and 1007'6" Elevations Surface Measurement Locations

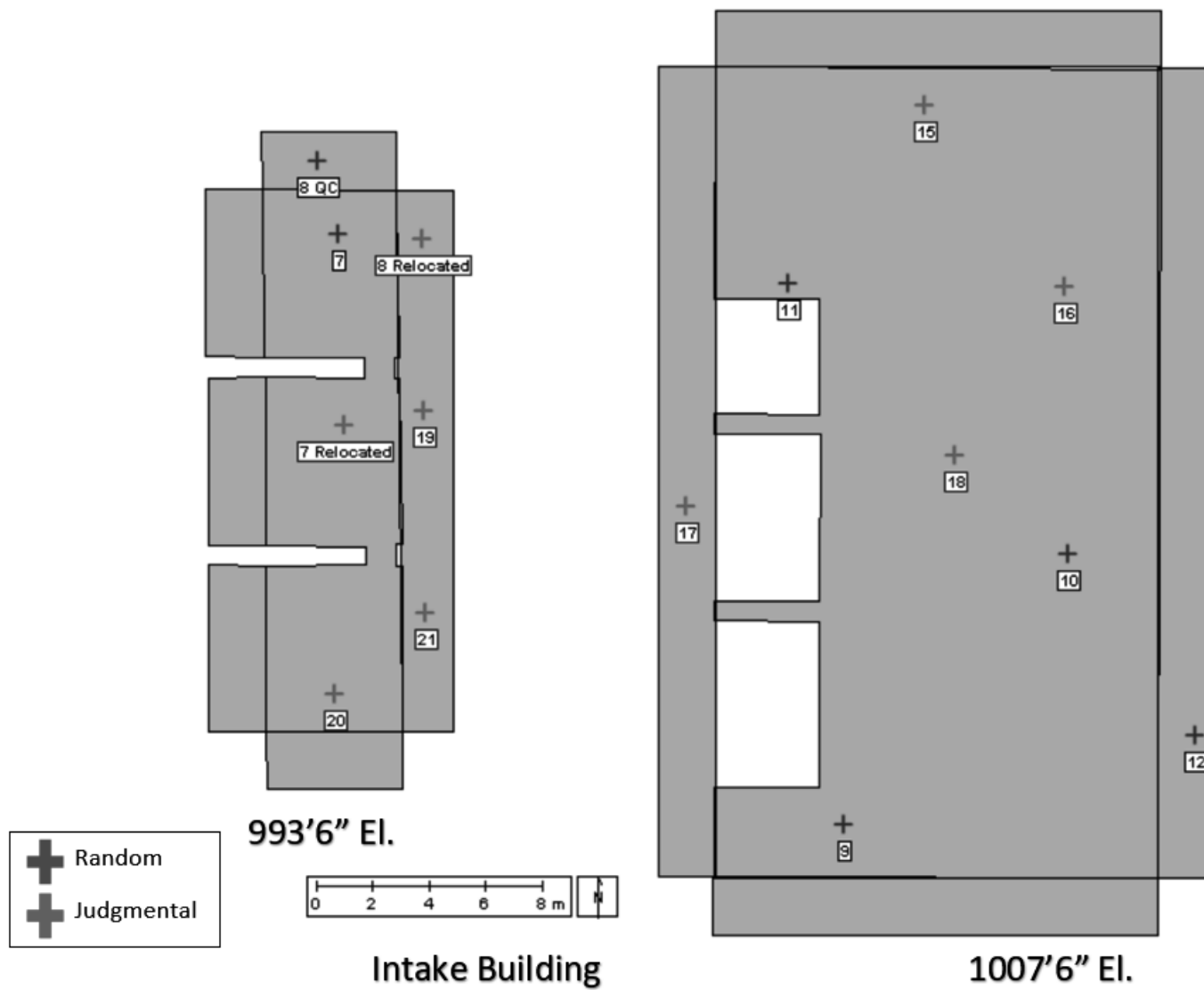


Figure C.8 – Intake Building Roof Surface Measurement Locations

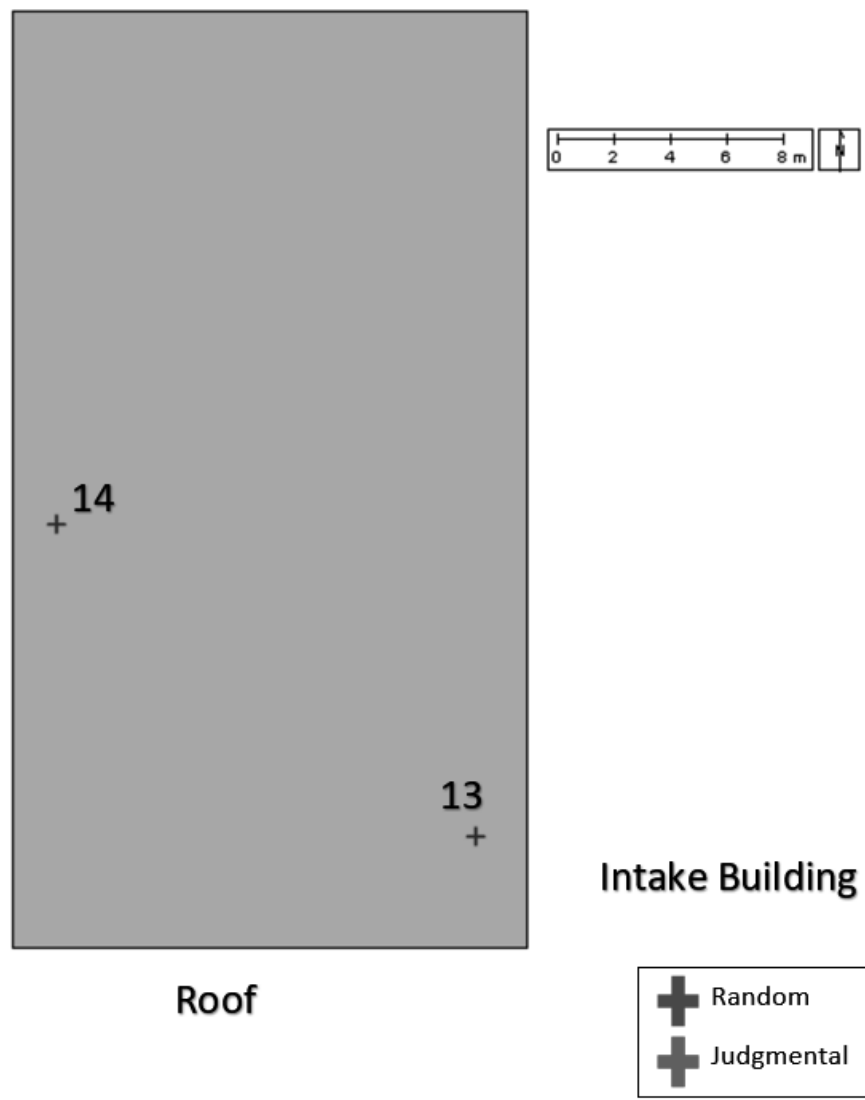


Figure C.9 – Security Building Surface Measurement Locations

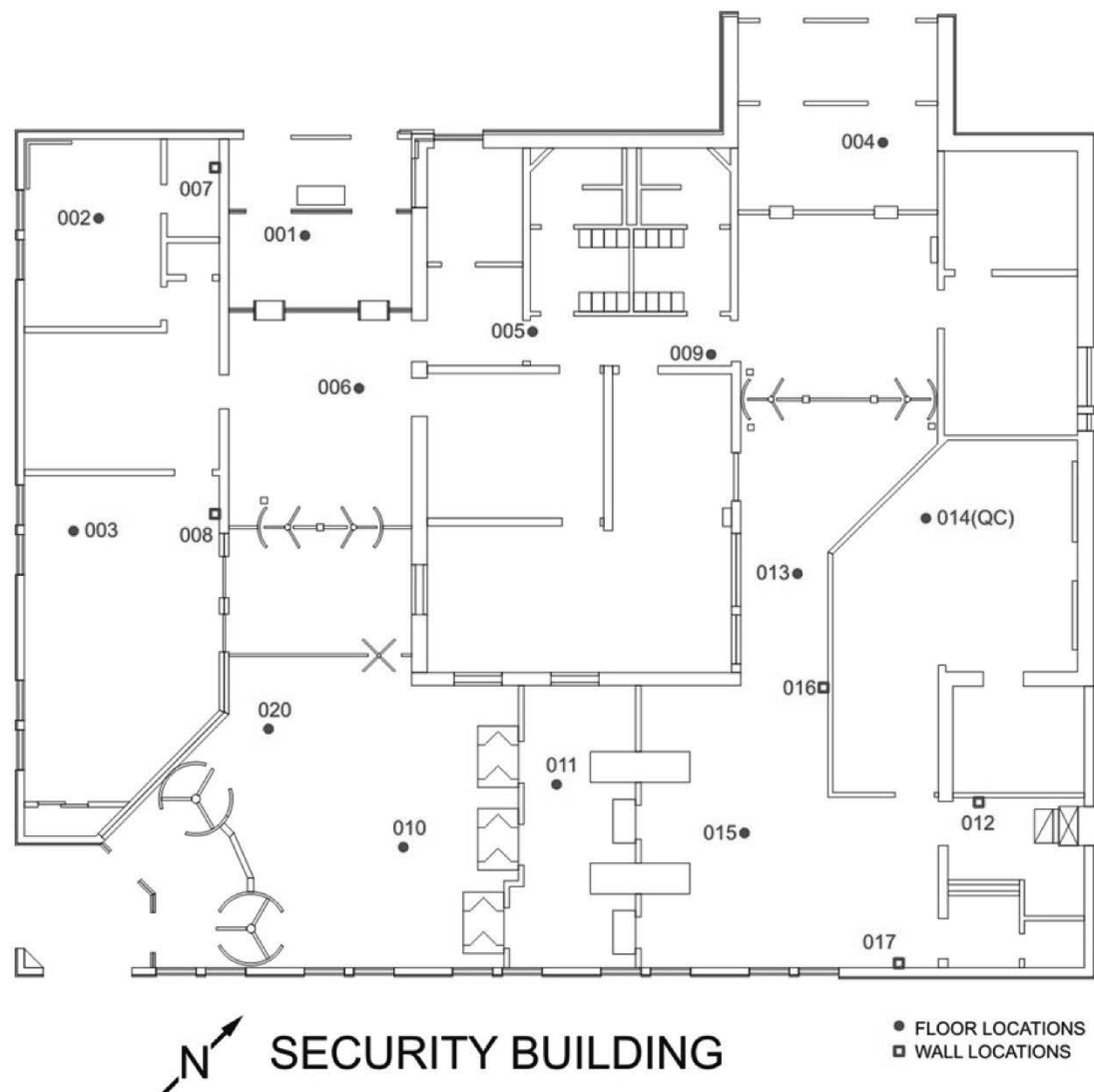


Figure C.10 – SAF Surface Measurement Locations

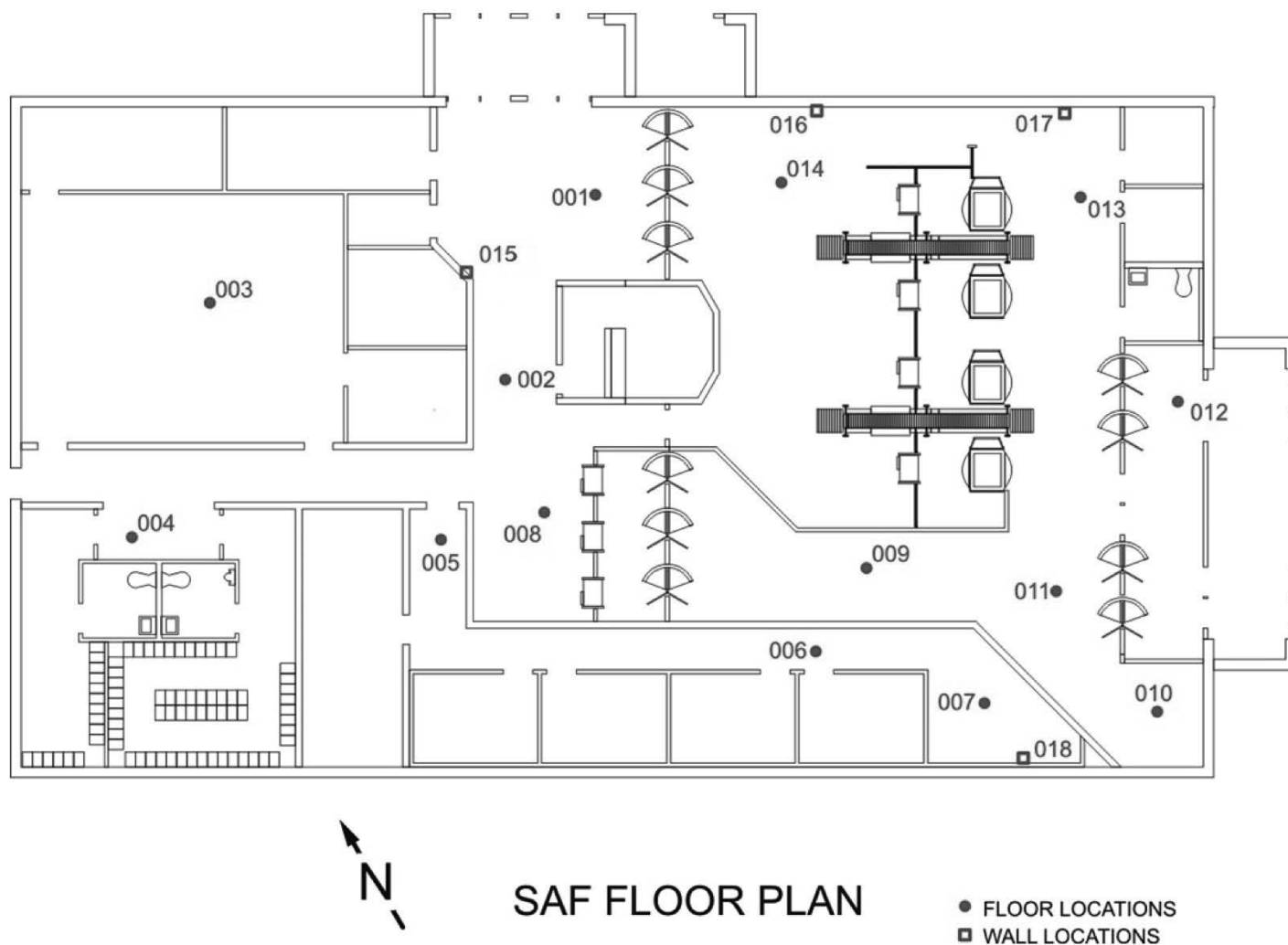


Figure C.11 – SAF Roof Surface Measurement Locations

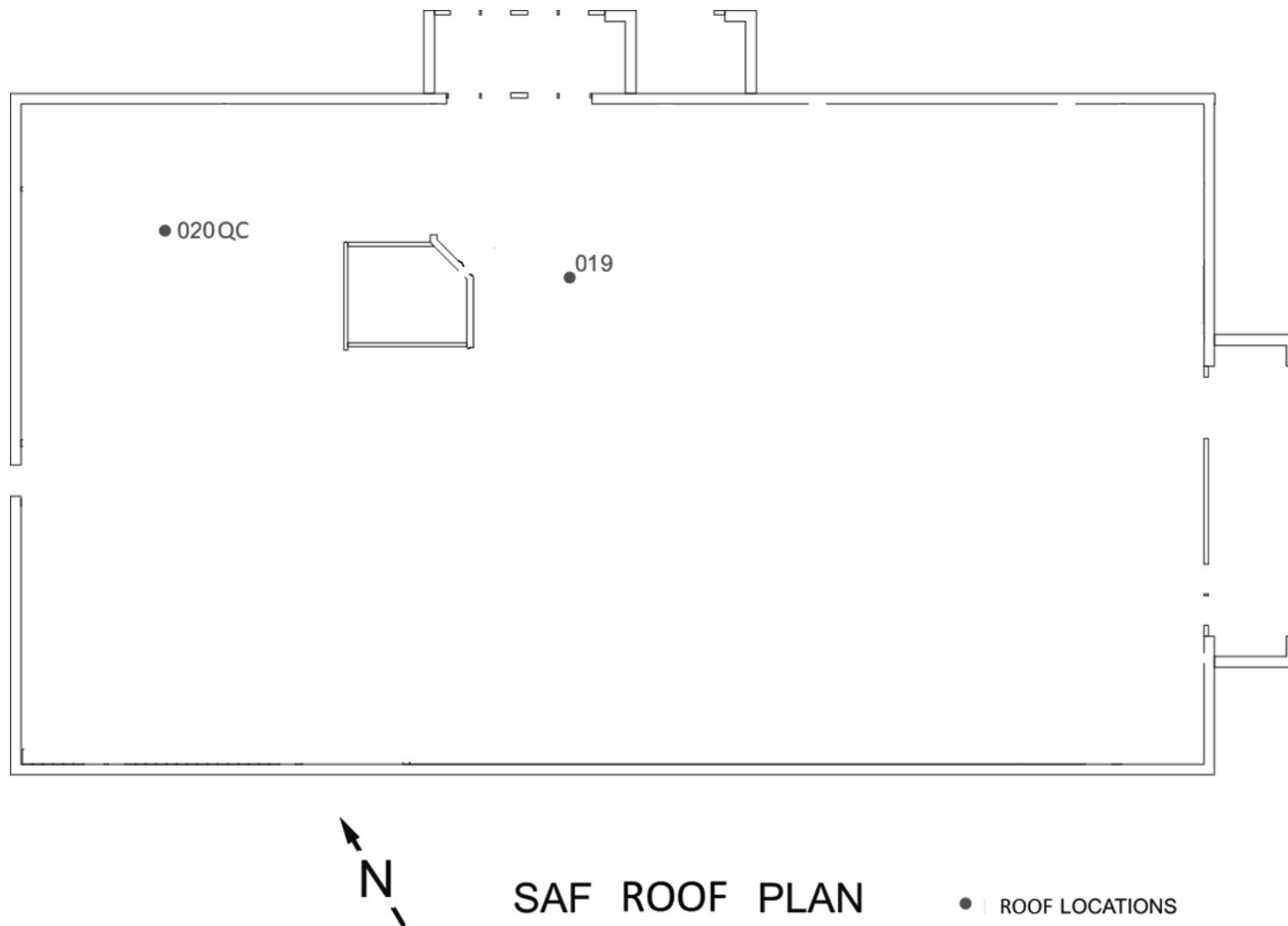


Figure C.12 – Service Building First Floor Surface Measurement Locations

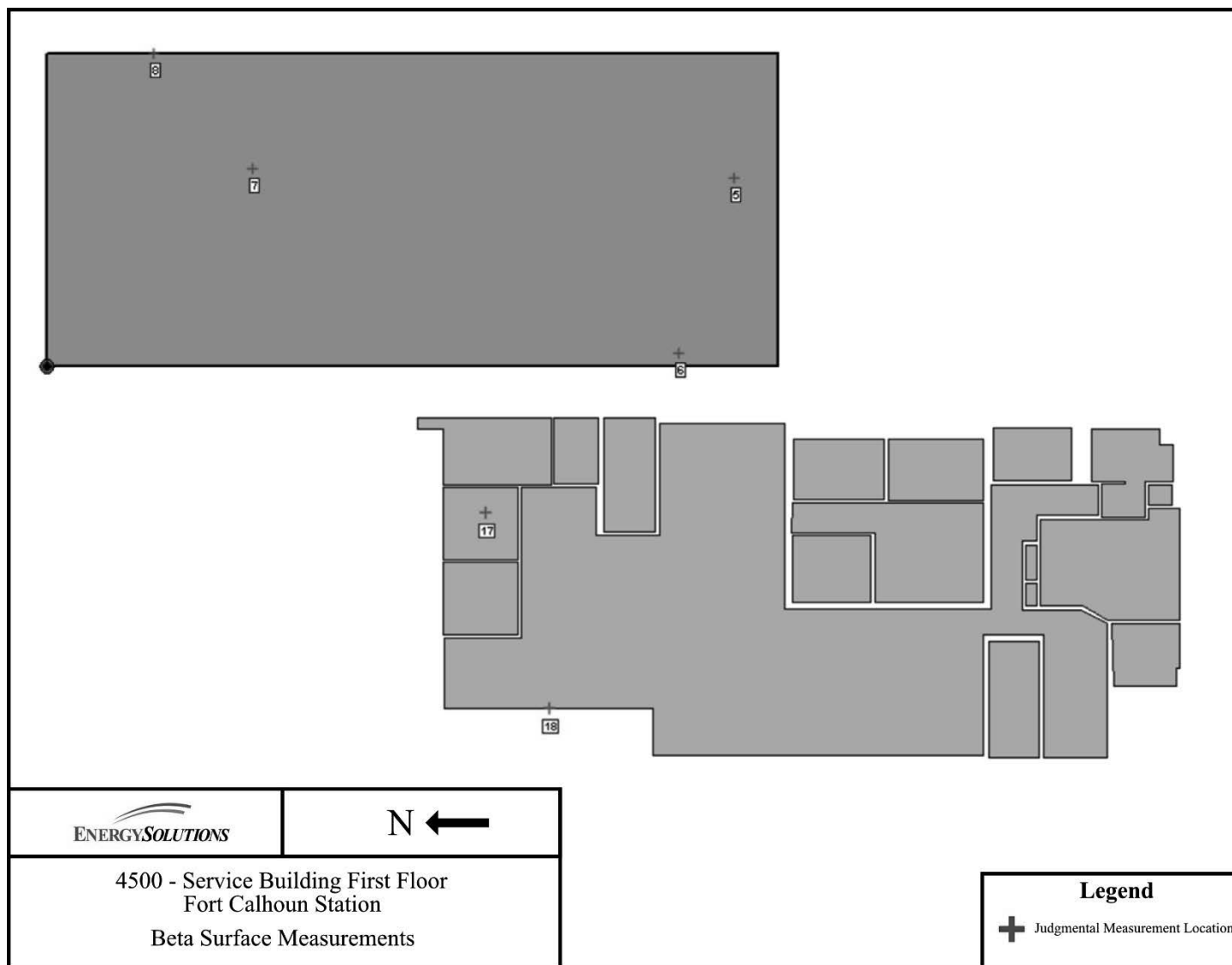


Figure C.13 – Service Building Third Floor Surface Measurement Locations

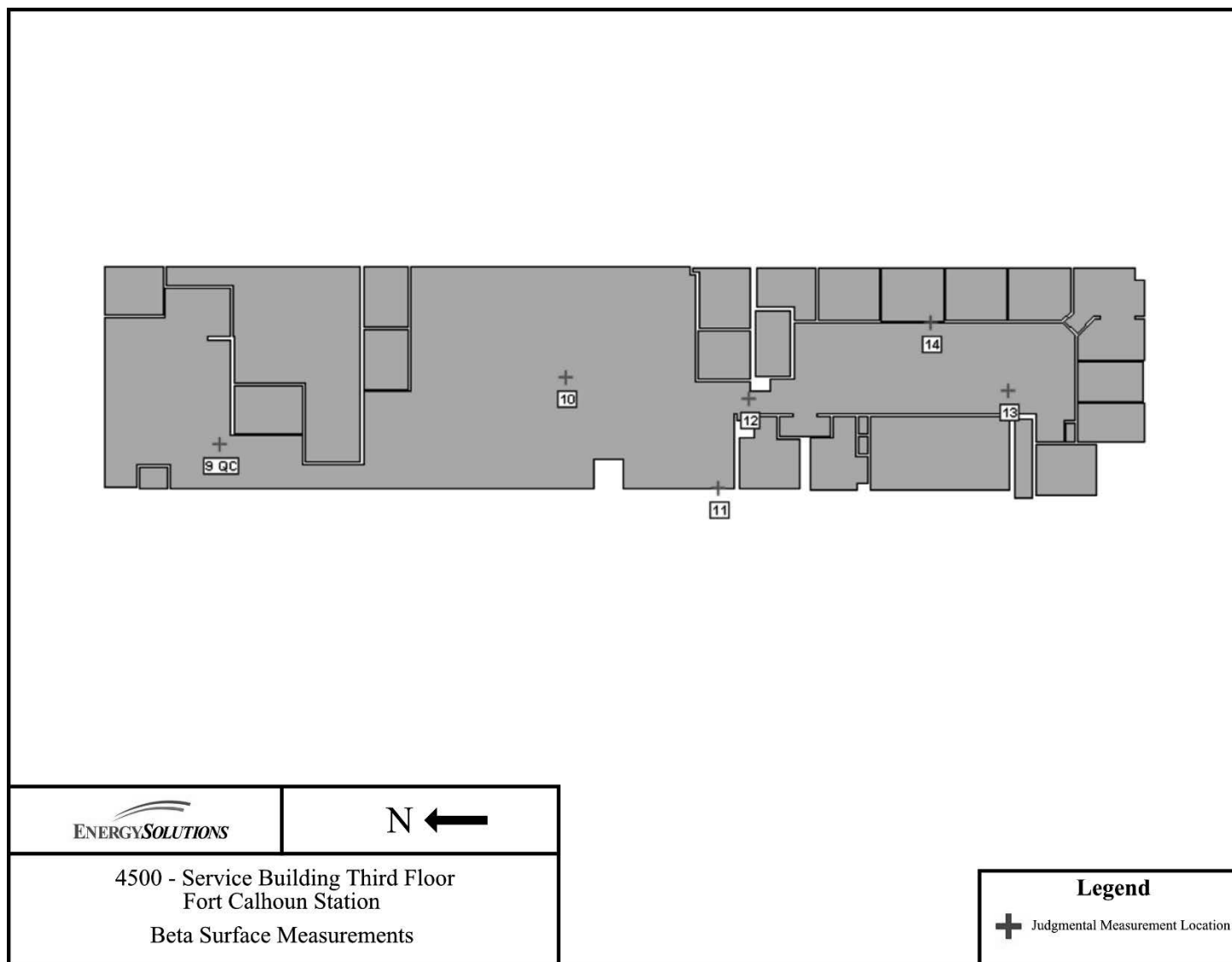


Figure C.14 – Service Building Mezzanine Surface Measurement Locations

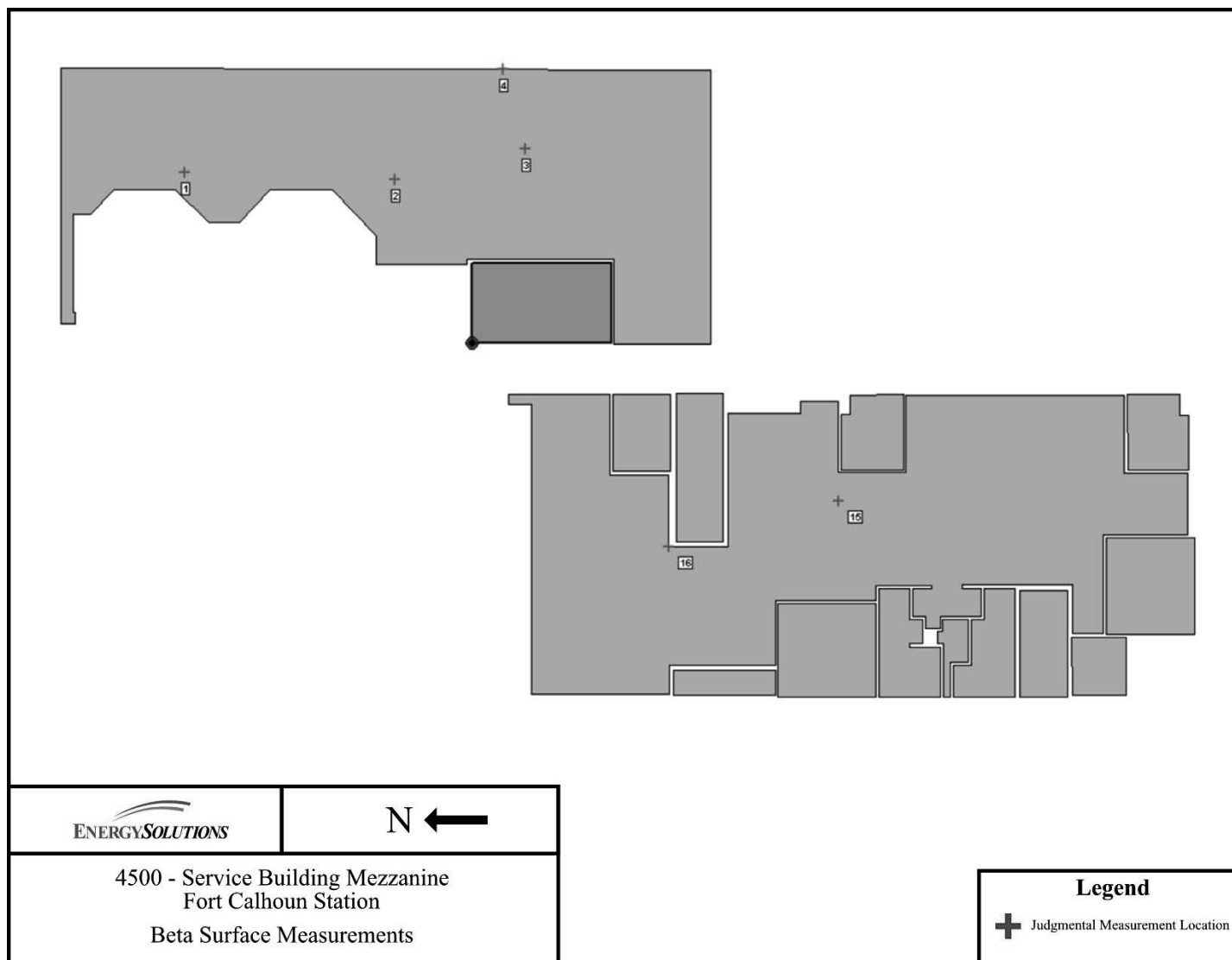


Figure C.15 – Service Building Roof Surface Measurement Locations

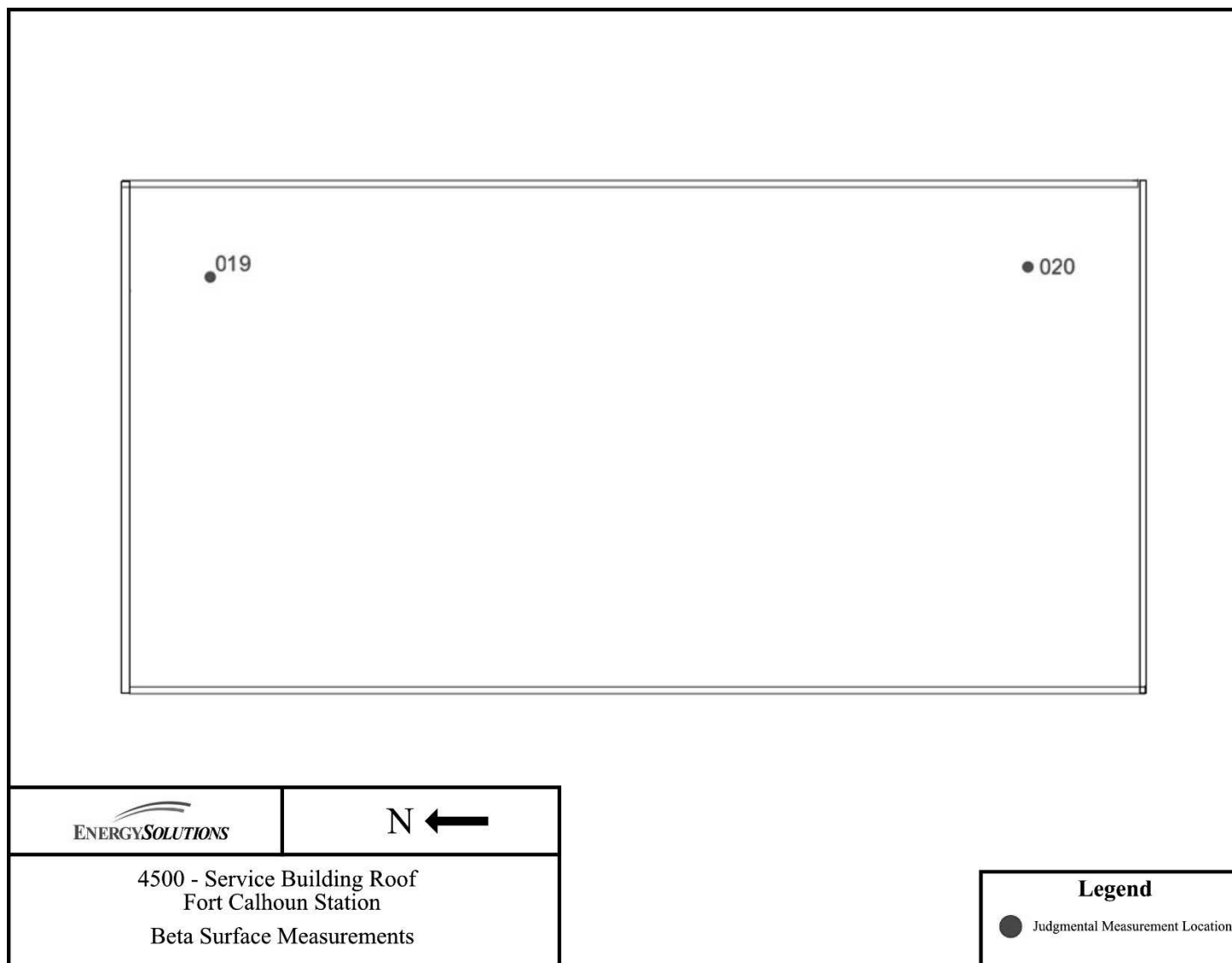


Figure C.16 – Maintenance Shop First Floor Surface Measurement Locations



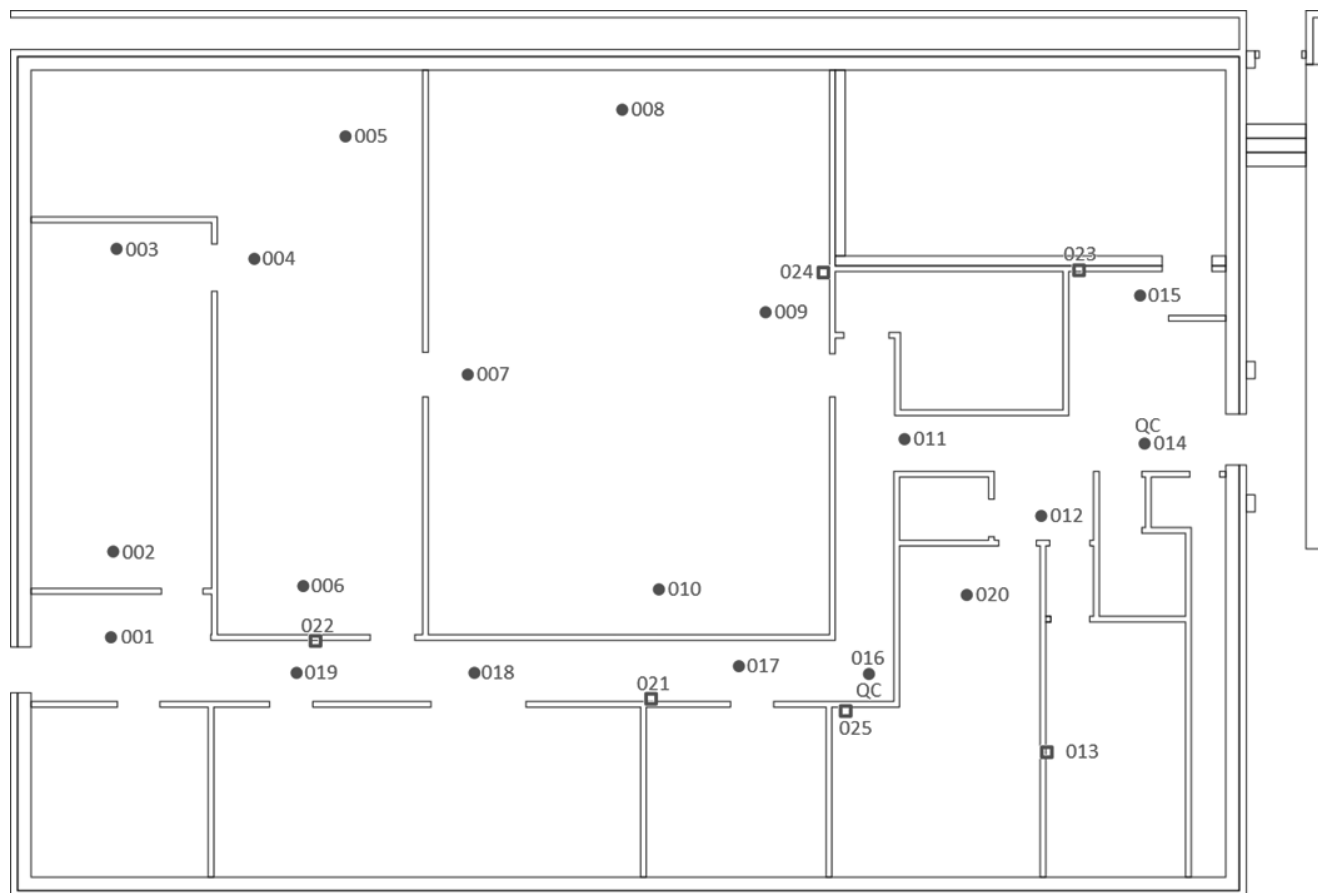
Figure C.17 – Maintenance Shop Second Floor Surface Measurement Locations



Figure C.18 – Maintenance Shop Roof Surface Measurement Locations




Figure C.19 – TSC Surface Measurement Locations



TSC FLOOR PLAN

- FLOOR LOCATIONS
- WALL LOCATIONS

Figure C.20 – Chemistry and Radiation Protection Building Surface Measurement Locations



CRP BUILDING FLOOR PLAN

Figure C.21 – Chemistry and Radiation Protection Building Roof Surface Measurement Locations




Figure C.22 – New Warehouse Surface Measurement Locations

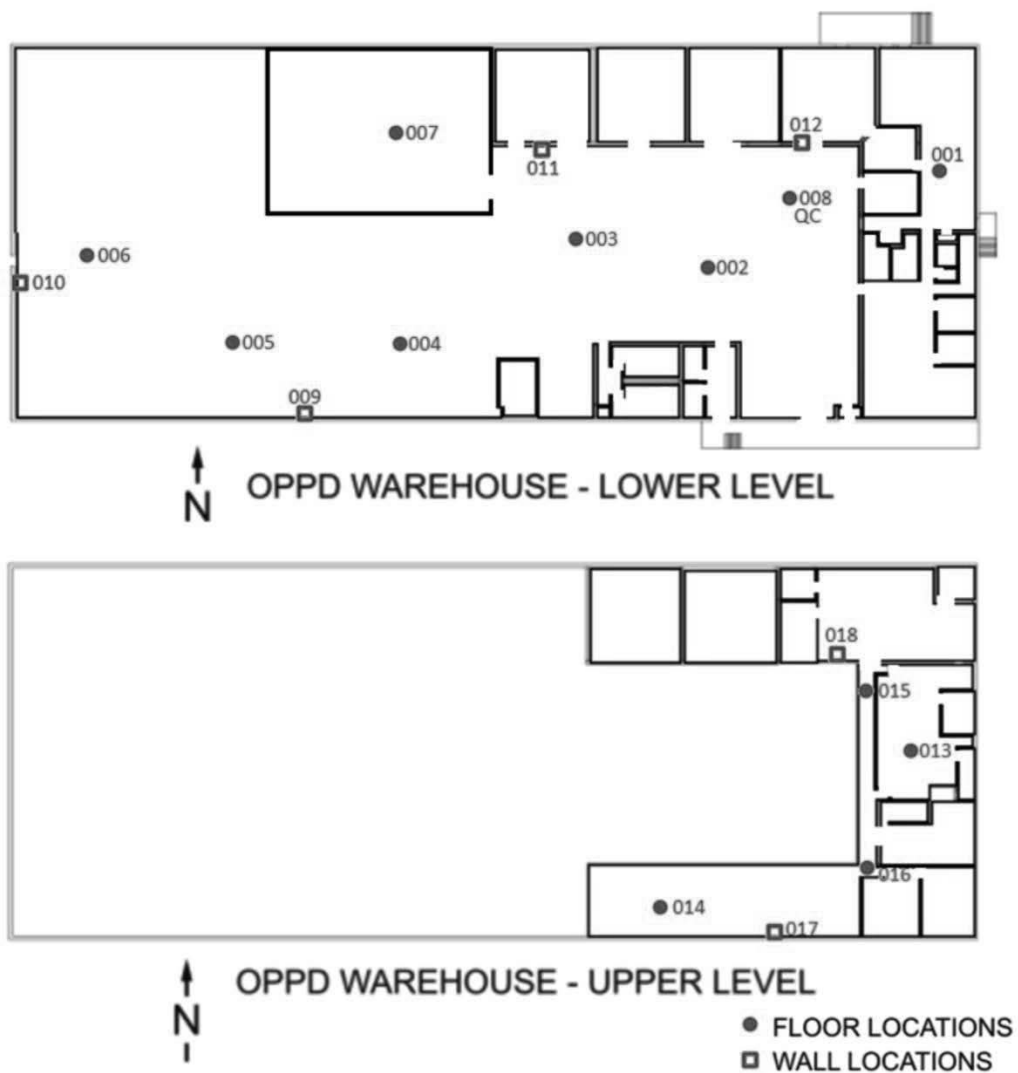


Figure C.23 – New Warehouse Roof Surface Measurement Locations

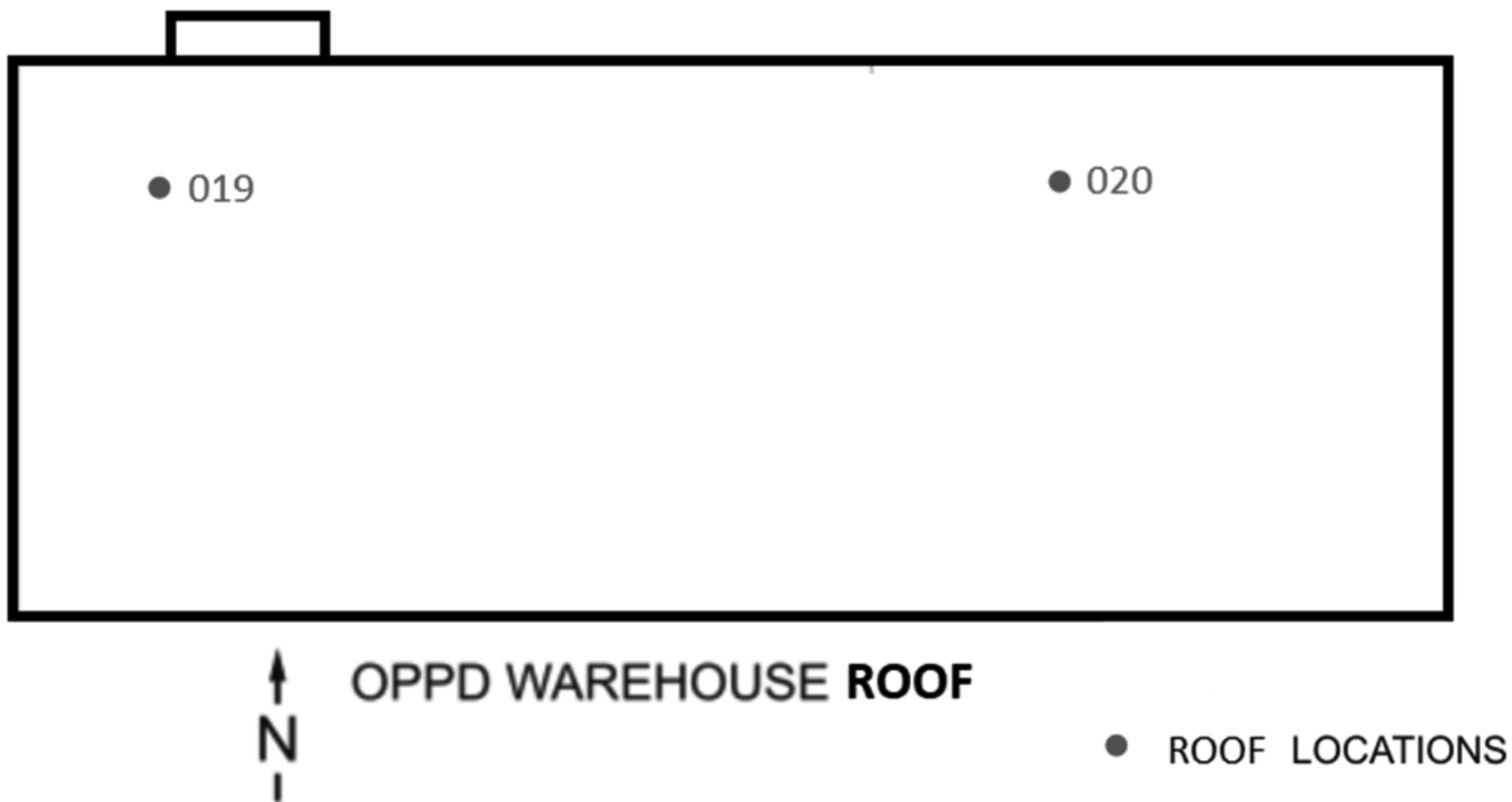


Table C.5 – BOP Buildings inside DA Scan Results

Location	Scan Logged Result (cpm)	Avg Background (cpm)	Action Level (cpm)	Scan Alarms
4200-01	394	283	536	0
4200-01Q	487	272	520	0
4200-02	340	272	520	0
4200-03	318	283	536	0
4200-04	327	283	536	0
4200-05	386	283	536	0
4200-06	489	291	549	0
4200-07	317	272	520	0
4200-08	517	291	549	0
4200-08Q	514	272	520	0
4200-09	441	262	506	0
4200-10	450	262	506	0
4200-11	491	262	506	0
4200-12	484	272	521	0
4200-13	536	488	822	0
4200-14	603	488	822	0
4200-15	358	262	506	0
4200-16	421	262	506	0
4200-17	516	272	521	0
4200-18	438	262	506	0
4200-19	466	291	549	0
4200-20	493	272	520	0
4200-21	531	291	549	0
4200-22	412	291	549	0
4200-23	49	291	549	0
4200-23	341	283	536	0
4200-24	355	272	520	0
4200-25	388	272	520	0
4200-26	337	283	536	0
4200-27	463	272	520	0
4300-01	814	586	951	0
4300-02	611	337	614	0
4300-03	566	337	614	0
4300-04	893	586	951	0

Location	Scan Logged Result (cpm)	Avg Background (cpm)	Action Level (cpm)	Scan Alarms
4300-05	500	337	614	0
4300-06	754	586	951	0
4300-07	575	337	614	0
4300-08	600	337	614	0
4300-09	559	337	614	0
4300-10	881	586	951	0
4300-11	778	586	951	0
4300-12	542	337	614	0
4300-13	723	586	951	0
4300-14	912	586	951	0
4300-14Q	580	431	744	0
4300-15	778	586	951	0
4300-16	460	337	614	0
4300-17	552	337	614	0
4300-18	363	256	497	0
4300-19	340	256	497	0
4300-20	915	586	951	0
4400-01	626	351	634	0
4400-02	446	351	634	0
4400-03	497	351	634	0
4400-04	476	351	634	0
4400-05	458	351	634	0
4400-06	502	351	634	0
4400-07	472	351	634	0
4400-08	437	351	634	0
4400-09	453	301	563	0
4400-10	431	301	563	0
4400-11	537	301	563	0
4400-12	452	301	563	0
4400-13	479	301	563	0
4400-14	533	301	563	0
4400-15	422	351	634	0
4400-16	559	301	563	0
4400-17	416	301	563	0
4400-18	341	351	634	0

Location	Scan Logged Result (cpm)	Avg Background (cpm)	Action Level (cpm)	Scan Alarms
4400-19	380	287	543	0
4400-20	373	287	543	0
4400-20Q	491	278	530	0
4500-01	563	313	579	0
4500-02	541	313	579	0
4500-03	563	313	579	0
4500-04	364	313	579	0
4500-05	503	313	579	0
4500-06	344	313	579	0
4500-07	344	313	579	0
4500-08	283	313	579	0
4500-09	401	342	621	0
4500-09Q	471	313	579	0
4500-10	379	342	621	0
4500-11	295	234	465	0
4500-12	420	342	621	0
4500-13	355	342	621	0
4500-14	239	234	465	0
4500-14Q	385	340	618	0
4500-15	392	342	621	0
4500-16	279	234	465	0
4500-17	371	342	621	0
4500-18	316	234	465	0
4500-19	549	490	824	0
4500-20	561	490	824	0
4600-01	637	405	709	0
4600-02	648	405	709	0
4600-03	499	405	709	0
4600-03Q	448	245	482	0
4600-04	484	405	709	0
4600-05	673	405	709	0
4600-06	530	405	709	0
4600-07	574	405	709	0
4600-08	618	405	709	0
4600-09	530	329	602	0

FCS Decommissioning Project Radiological Characterization Report

Location	Scan Logged Result (cpm)	Avg Background (cpm)	Action Level (cpm)	Scan Alarms
4600-10	295	329	602	0
4600-11	528	329	602	0
4600-12	580	329	602	0
4600-13	514	271	521	0
4600-14	321	271	521	0
4600-15	362	271	521	0
4600-16	416	271	521	0
4600-17	309	289	545	0
4600-18	466	289	545	0
4600-19	355	289	545	0
4600-20	349	289	545	0
4700-01	586	333	608	0
4700-02	525	333	608	0
4700-03	471	333	608	0
4700-04	591	333	608	0
4700-05	600	333	608	0
4700-06	527	333	608	0
4700-07	469	333	608	0
4700-08	485	333	608	0
4700-09	462	333	608	0
4700-10	603	333	608	0
4700-11	412	333	608	0
4700-12	568	333	608	0
4700-13	714	417	725	0
4700-14	525	333	608	0
4700-15	602	333	608	0
4700-16	576	333	608	0
4700-16Q	518	307	571	0
4700-17	565	333	608	0
4700-18	519	333	608	0
4700-19	549	333	608	0
4700-20	443	333	608	0
4700-21	422	284	539	0
4700-22	428	284	539	0
4700-23	513	351	634	0

FCS Decommissioning Project Radiological Characterization Report

Location	Scan Logged Result (cpm)	Avg Background (cpm)	Action Level (cpm)	Scan Alarms
4700-24	482	351	634	0
4700-25	521	351	634	0
4800-01	354	297	558	0
4800-01Q	376	219	442	0
4800-02	340	297	558	0
4800-03	405	297	558	0
4800-04	410	297	558	0
4800-05	548	297	558	0
4800-06	380	297	558	0
4800-07	334	297	558	0
4800-08	473	297	558	0
4800-09	396	297	558	0
4800-10	382	297	558	0
4800-11	417	219	442	0
4800-12	422	219	442	0
4800-13	386	219	442	0
4800-14	358	219	442	0
4800-15	336	219	442	0
4800-16	748	441	758	0
4800-17	285	219	442	0
4800-18	275	219	442	0
4800-19	442	248	485	0
4800-20	415	248	485	0
4900-01	769	517	860	0
4900-02	726	438	754	0
4900-03	679	438	754	0
4900-04	751	438	754	0
4900-05	682	438	754	0
4900-06	703	438	754	0
4900-07	634	438	754	0
4900-08	608	438	754	0
4900-08Q	745	512	854	0
4900-09	587	319	589	0
4900-10	519	319	589	0
4900-11	721	438	754	0

Location	Scan Logged Result (cpm)	Avg Background (cpm)	Action Level (cpm)	Scan Alarms
4900-12	508	319	589	0
4900-13	571	344	623	0
4900-14	599	328	601	0
4900-15	410	328	601	0
4900-16	580	328	601	0
4900-17	409	328	601	0
4900-18	528	328	601	0
4900-19	558	460	784	0
4900-20	524	460	784	0

Table C.6 – BOP Buildings Inside DA Static Measurement Results

Measurement ID	Gross Beta Activity (dpm/100cm ²)	Fraction of Action Level ^a
4200X-3-CR-FBDX-001	113	0.0318
4200X-3-CR-FBDX-002	0	0.0000
4200X-3-CR-WBDX-003	0	0.0000
4200X-3-CR-WBDX-004	0	0.0000
4200X-3-CR-FBDX-005	0	0.0000
4200X-3-CR-WBDX-006	3	0.0008
4200X-3-CR-FBDX-007	44	0.0124
4200X-3-CR-WBDX-008	125	0.0352
4200X-3-CR-FBDX-009	0	0.0000
4200X-3-CR-FBDX-010	203	0.0572
4200X-3-CR-FBDX-011	0	0.0000
4200X-3-CR-WBDX-012	0	0.0000
4200X-3-CR-RBDX-013	59	0.0166
4200X-3-CR-RBDX-014	0	0.0000
4200X-3-CJ-FBDX-015	0	0.0000
4200X-3-CJ-FBDX-016	0	0.0000
4200X-3-CJ-WBDX-017	84	0.0237
4200X-3-CJ-FBDX-018	0	0.0000
4200X-3-CJ-WBDX-019	263	0.0741
4200X-3-CJ-FBDX-020	0	0.0000
4200X-3-CJ-WBDX-021	275	0.0775
4200X-3-CJ-WBDX-022	0	0.0000
4200X-3-CJ-WBDX-023	0	0.0000
4200X-3-CJ-WBDX-023	0	0.0000
4200X-3-CJ-FBDX-024	0	0.0000
4200X-3-CJ-FBDX-025	63	0.0177
4200X-3-CJ-WBDX-026	0	0.0000
4200X-3-CJ-FBDX-027	67	0.0189
4300X-3-CJ-FBDX-001	76	0.0214
4300X-3-CJ-FBDX-002	45	0.0127
4300X-3-CJ-FBDX-003	123	0.0346
4300X-3-CJ-FBDX-004	0	0.0000
4300X-3-CJ-FBDX-005	0	0.0000
4300X-3-CJ-FBDX-006	0	0.0000

Measurement ID	Gross Beta Activity (dpm/100cm ²)	Fraction of Action Level ^a
4300X-3-CJ-WBDX-007	200	0.0563
4300X-3-CJ-WBDX-008	224	0.0631
4300X-3-CJ-WBDX-009	0	0.0000
4300X-3-CJ-FBDX-010	124	0.0349
4300X-3-CJ-FBDX-011	124	0.0349
4300X-3-CJ-WBDX-012	0	0.0000
4300X-3-CJ-FBDX-013	88	0.0248
4300X-3-CJ-FBDX-014	29	0.0082
4300X-3-CJ-FBDX-015	37	0.0104
4300X-3-CJ-WBDX-016	0	0.0000
4300X-3-CJ-WBDX-017	159	0.0448
4300X-3-CJ-WBDX-018	983	0.2769
4300X-3-CJ-WBDX-019	923	0.2600
4300X-3-CJ-FBDX-020	144	0.0406
4400X-3-CJ-FBDX-001	361	0.1017
4400X-3-CJ-FBDX-002	166	0.0468
4400X-3-CJ-FBDX-003	183	0.0515
4400X-3-CJ-FBDX-004	187	0.0527
4400X-3-CJ-FBDX-005	236	0.0665
4400X-3-CJ-FBDX-006	53	0.0149
4400X-3-CJ-FBDX-007	268	0.0755
4400X-3-CJ-FBDX-008	183	0.0515
4400X-3-CJ-FBDX-009	110	0.0310
4400X-3-CJ-FBDX-010	237	0.0668
4400X-3-CJ-FBDX-011	75	0.0211
4400X-3-CJ-FBDX-012	14	0.0039
4400X-3-CJ-FBDX-013	0	0.0000
4400X-3-CJ-FBDX-014	198	0.0558
4400X-3-CJ-WBDX-015	0	0.0000
4400X-3-CJ-WBDX-016	0	0.0000
4400X-3-CJ-WBDX-017	0	0.0000
4400X-3-CJ-WBDX-018	0	0.0000
4400X-3-CJ-RBDX-019	41	0.0115
4400X-3-CJ-RBDX-020	122	0.0344
4500X-3-CJ-FBDX-001	0	0.0000

Measurement ID	Gross Beta Activity (dpm/100cm ²)	Fraction of Action Level ^a
4500X-3-CJ-FBDX-002	42	0.0118
4500X-3-CJ-FBDX-003	0	0.0000
4500X-3-CJ-WBDX-004	0	0.0000
4500X-3-CJ-FBDX-005	0	0.0000
4500X-3-CJ-FBDX-006	0	0.0000
4500X-3-CJ-FBDX-007	45	0.0127
4500X-3-CJ-WBDX-008	0	0.0000
4500X-3-CJ-FBDX-009	0	0.0000
4500X-3-CJ-FBDX-010	53	0.0149
4500X-3-CJ-WBDX-011	24	0.0068
4500X-3-CJ-FBDX-012	1	0.0003
4500X-3-CJ-FBDX-013	0	0.0000
4500X-3-CJ-WBDX-014	0	0.0000
4500X-3-CJ-FBDX-015	29	0.0082
4500X-3-CJ-WBDX-016	0	0.0000
4500X-3-CJ-FBDX-017	53	0.0149
4500X-3-CJ-WBDX-018	0	0.0000
4500X-3-CJ-RBDX-019	0	0.0000
4500X-3-CJ-RBDX-020	57	0.0161
4600X-3-CJ-FBDX-001	37	0.0104
4600X-3-CJ-FBDX-002	0	0.0000
4600X-3-CJ-FBDX-003	0	0.0000
4600X-3-CJ-FBDX-004	0	0.0000
4600X-3-CJ-FBDX-005	0	0.0000
4600X-3-CJ-WBDX-006	0	0.0000
4600X-3-CJ-FBDX-007	106	0.0299
4600X-3-CJ-FBDX-008	0	0.0000
4600X-3-CJ-FBDX-009	85	0.0239
4600X-3-CJ-FBDX-010	0	0.0000
4600X-3-CJ-FBDX-011	62	0.0175
4600X-3-CJ-FBDX-012	0	0.0000
4600X-3-CJ-FBDX-013	102	0.0287
4600X-3-CJ-WBDX-014	0	0.0000
4600X-3-CJ-FBDX-015	249	0.0701
4600X-3-CJ-FBDX-016	29	0.0082

Measurement ID	Gross Beta Activity (dpm/100cm ²)	Fraction of Action Level ^a
4600X-3-CJ-RBDX-017	0	0.0000
4600X-3-CJ-RBDX-018	213	0.0600
4600X-3-CJ-RBDX-019	197	0.0555
4600X-3-CJ-RBDX-020	0	0.0000
4700X-3-CJ-FBDX-001	0	0.0000
4700X-3-CJ-FBDX-002	325	0.0915
4700X-3-CJ-FBDX-003	305	0.0859
4700X-3-CJ-FBDX-004	162	0.0456
4700X-3-CJ-FBDX-005	138	0.0389
4700X-3-CJ-FBDX-006	236	0.0665
4700X-3-CJ-FBDX-007	0	0.0000
4700X-3-CJ-FBDX-008	65	0.0183
4700X-3-CJ-FBDX-009	0	0.0000
4700X-3-CJ-FBDX-010	0	0.0000
4700X-3-CJ-FBDX-011	24	0.0068
4700X-3-CJ-FBDX-012	69	0.0194
4700X-3-CJ-WBDX-013	0	0.0000
4700X-3-CJ-FBDX-014	28	0.0079
4700X-3-CJ-FBDX-015	0	0.0000
4700X-3-CJ-FBDX-016	0	0.0000
4700X-3-CJ-FBDX-017	0	0.0000
4700X-3-CJ-FBDX-018	187	0.0527
4700X-3-CJ-FBDX-019	0	0.0000
4700X-3-CJ-FBDX-020	0	0.0000
4700X-3-CJ-WBDX-021	0	0.0000
4700X-3-CJ-WBDX-022	0	0.0000
4700X-3-CJ-WBDX-023	0	0.0000
4700X-3-CJ-WBDX-024	0	0.0000
4700X-3-CJ-WBDX-025	0	0.0000
4800X-3-CJ-FBDX-001	112	0.0315
4800X-3-CJ-FBDX-002	0	0.0000
4800X-3-CJ-FBDX-003	165	0.0465
4800X-3-CJ-FBDX-004	84	0.0237
4800X-3-CJ-FBDX-005	145	0.0408
4800X-3-CJ-FBDX-006	145	0.0408

Measurement ID	Gross Beta Activity (dpm/100cm ²)	Fraction of Action Level ^a
4800X-3-CJ-FBDX-007	145	0.0408
4800X-3-CJ-FBDX-008	132	0.0372
4800X-3-CJ-FBDX-009	108	0.0304
4800X-3-CJ-FBDX-010	165	0.0465
4800X-3-CJ-WBDX-011	0	0.0000
4800X-3-CJ-WBDX-012	0	0.0000
4800X-3-CJ-WBDX-013	178	0.0501
4800X-3-CJ-WBDX-014	0	0.0000
4800X-3-CJ-WBDX-015	0	0.0000
4800X-3-CJ-WBDX-016	0	0.0000
4800X-3-CJ-FBDX-017	74	0.0208
4800X-3-CJ-WBDX-018	8	0.0023
4800X-3-CJ-RBDX-019	20	0.0056
4800X-3-CJ-RBDX-020	0	0.0000
4900X-3-CJ-FBDX-001	152	0.0428
4900X-3-CJ-FBDX-002	50	0.0141
4900X-3-CJ-FBDX-003	244	0.0687
4900X-3-CJ-FBDX-004	74	0.0208
4900X-3-CJ-FBDX-005	0	0.0000
4900X-3-CJ-FBDX-006	54	0.0152
4900X-3-CJ-FBDX-007	0	0.0000
4900X-3-CJ-FBDX-008	50	0.0141
4900X-3-CJ-WBDX-009	1087	0.3062
4900X-3-CJ-WBDX-010	169	0.0476
4900X-3-CJ-FBDX-011	0	0.0000
4900X-3-CJ-WBDX-012	0	0.0000
4900X-3-CJ-FBDX-013	113	0.0318
4900X-3-CJ-FBDX-014	262	0.0738
4900X-3-CJ-FBDX-015	85	0.0239
4900X-3-CJ-FBDX-016	312	0.0879
4900X-3-CJ-FBDX-017	0	0.0000
4900X-3-CJ-FBDX-018	0	0.0000
4900X-3-CJ-RBDX-019	0	0.0000
4900X-3-CJ-RBDX-020	210	0.0592
4200X-3-CQ-FBDX-001	113	0.0318

Measurement ID	Gross Beta Activity (dpm/100cm ²)	Fraction of Action Level ^a
4200X-3-CQ-WBDX-008	75	0.0211
4400X-3-CQ-RBDX-020	119	0.0335
4500X-3-CQ-FBDX-009	115	0.0324
4500X-3-CQ-WBDX-014	0	0.0000
4600X-3-CQ-FBDX-003	169	0.0476
4700X-3-CQ-FBDX-014	352	0.0992
4700X-3-CQ-FBDX-016	0	0.0000
4800X-3-CQ-FBDX-001	247	0.0696
4900X-3-CQ-FBDX-008	0	0.0000

(a) Action level is equivalent to 50% of the Screening Value for Co-60, or 3,550 dpm/100 cm².

Table C.7 – BOP Buildings Inside DA Surface Measurements Summary Statistics

Random				
Mean (dpm/100cm ²)	Median (dpm/100cm ²)	Max (dpm/100cm ²)	Min (dpm/100cm ²)	Std. Dev. (dpm/100cm ²)
39	0	203	0	64

Judgmental				
Mean (dpm/100cm ²)	Median (dpm/100cm ²)	Max (dpm/100cm ²)	Min (dpm/100cm ²)	Std. Dev. (dpm/100cm ²)
86	29	1087	0	155

Combined				
Mean (dpm/100cm ²)	Median (dpm/100cm ²)	Max (dpm/100cm ²)	Min (dpm/100cm ²)	Std. Dev. (dpm/100cm ²)
83	24	1087	0	150

Total Number of Measurements	
Random	14
Judgmental	159
QC	10

Random	
Fraction >1	0
Maximum Fraction:	0.0642

Judgmental	
Fraction >1	0
Maximum Fraction:	0.3440

Figure C.24 – Administrative Office Building First Floor Surface Measurement Locations

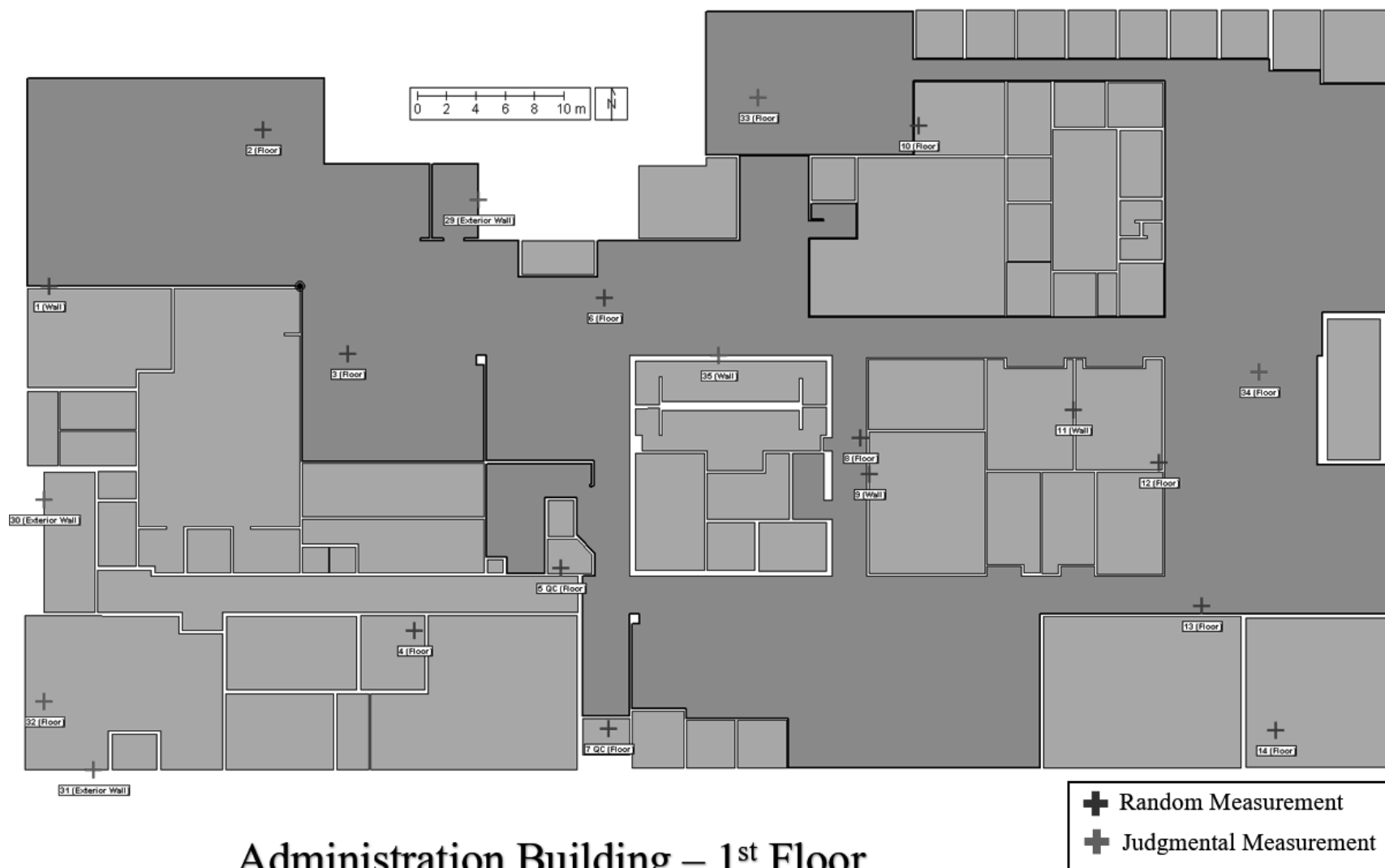


Figure C.25 – Administrative Office Building Second Floor Surface Measurement Locations

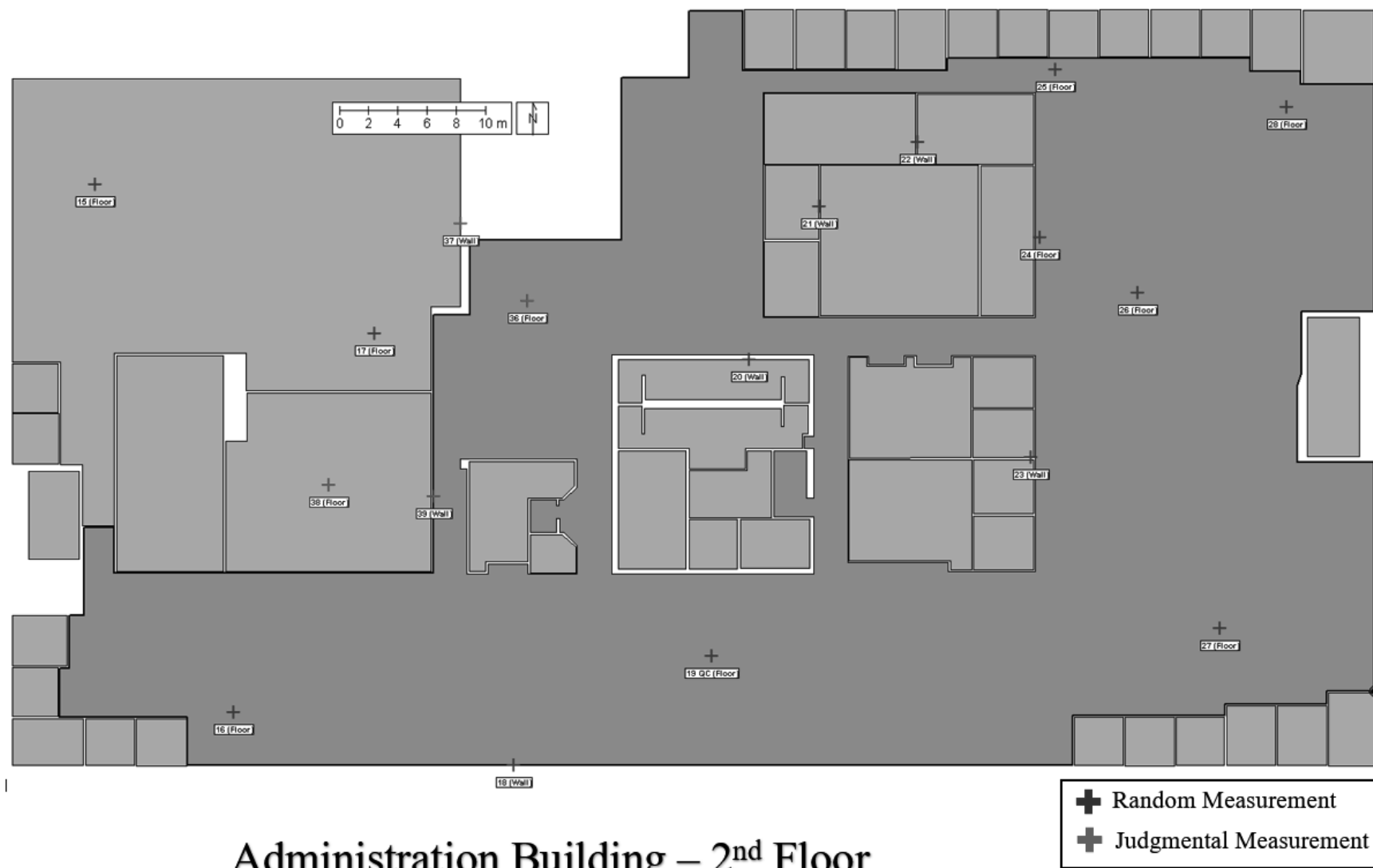
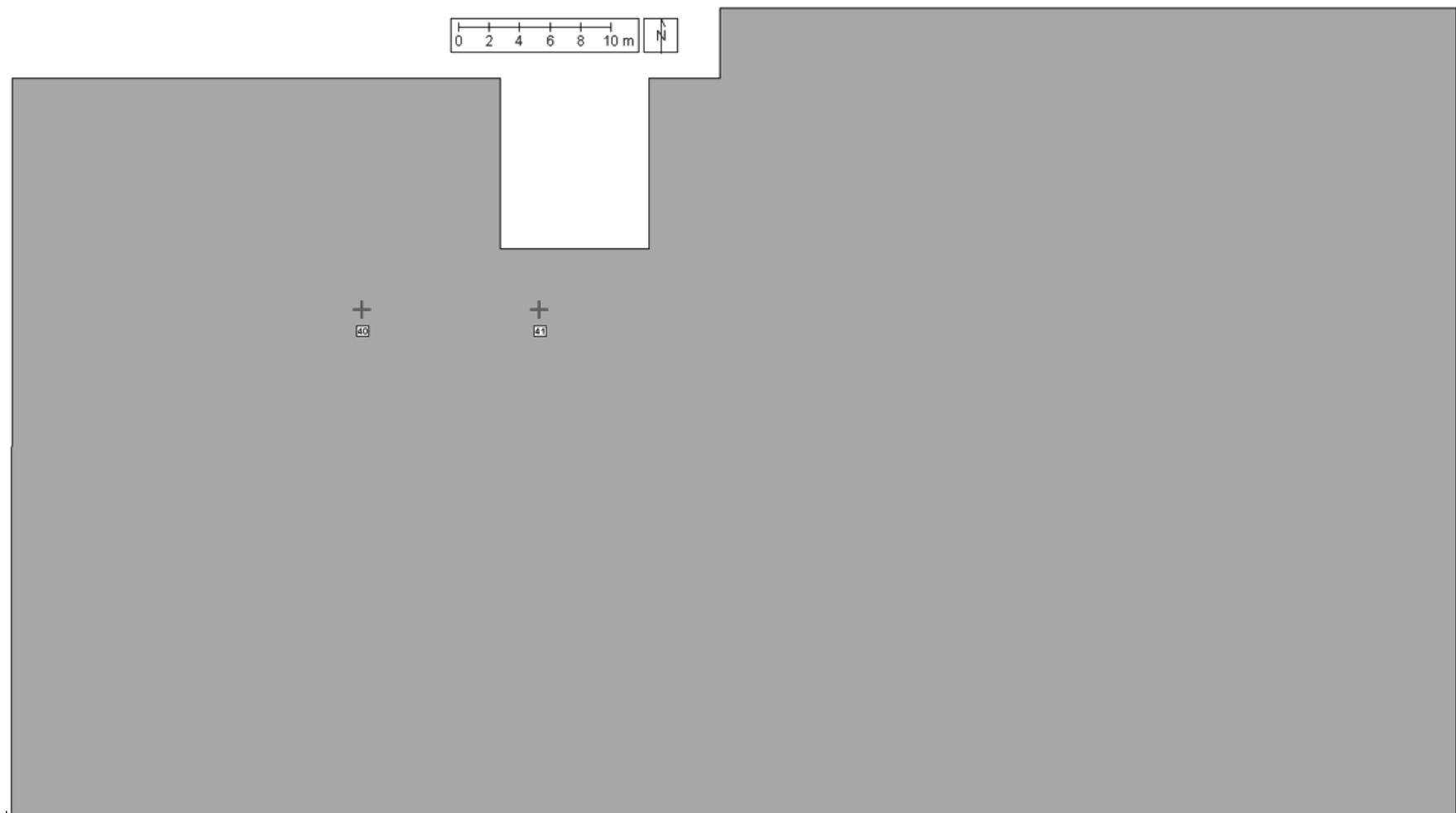


Figure C.26 – Administrative Office Building Roof Surface Measurement Locations



Administration Building – Roof

+ Judgmental Measurement

Figure C.27 – Training Center Surface Measurement Locations

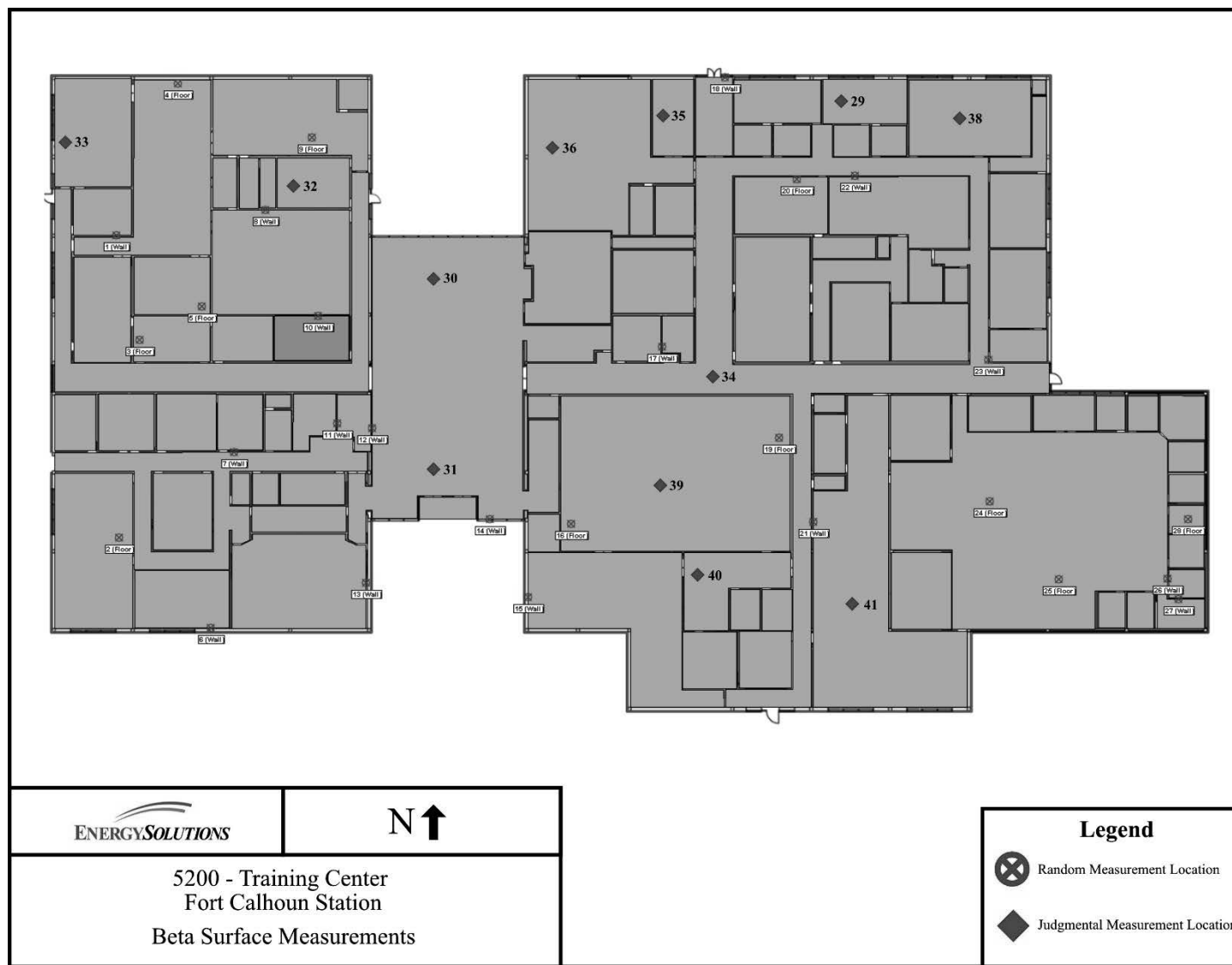


Figure C.28 – Training Center Roof Surface Measurement Locations

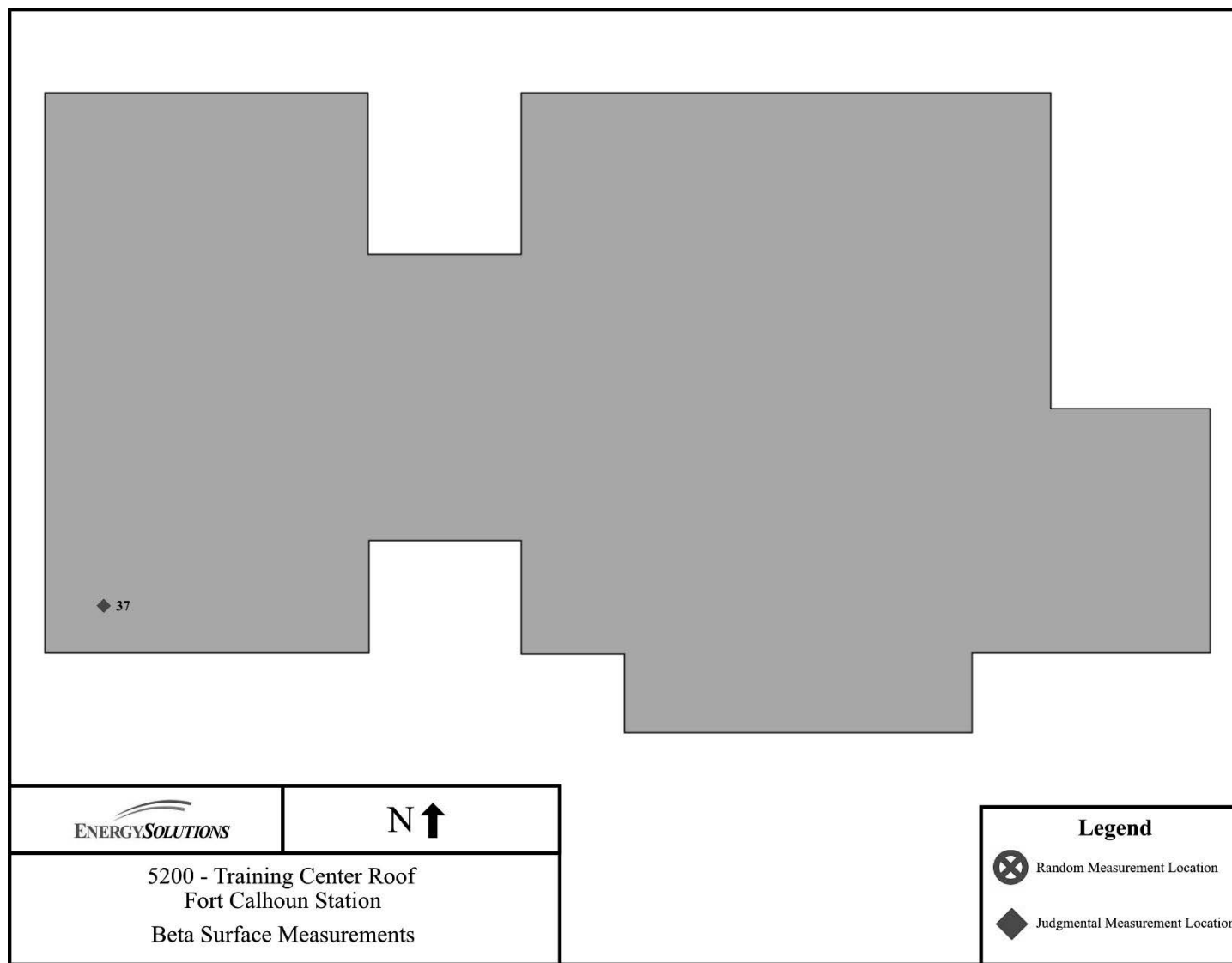


Figure C.29 – FLEX Building Surface Measurement Locations

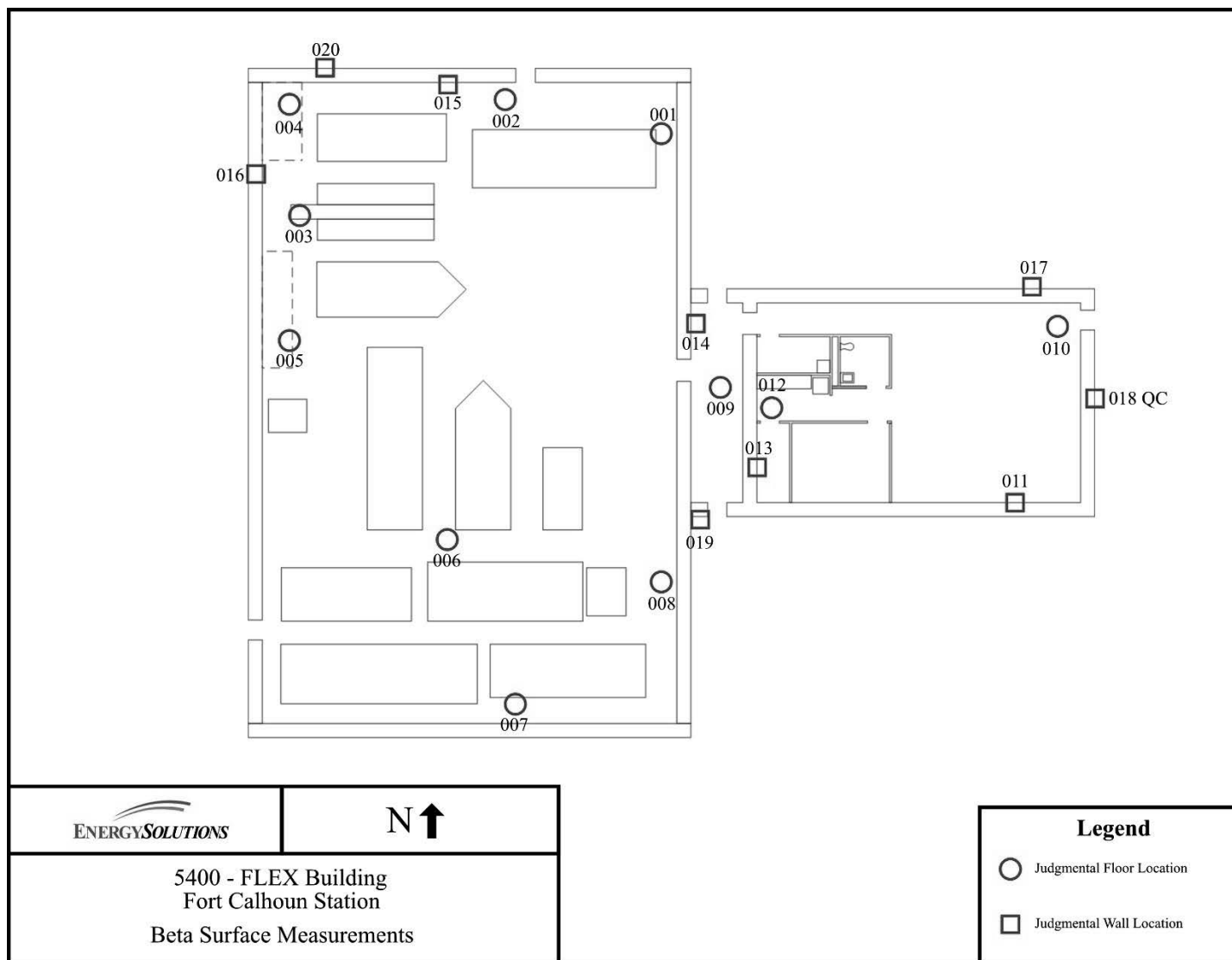


Figure C.30 – New Maintenance Storage Shed Surface Measurement Locations

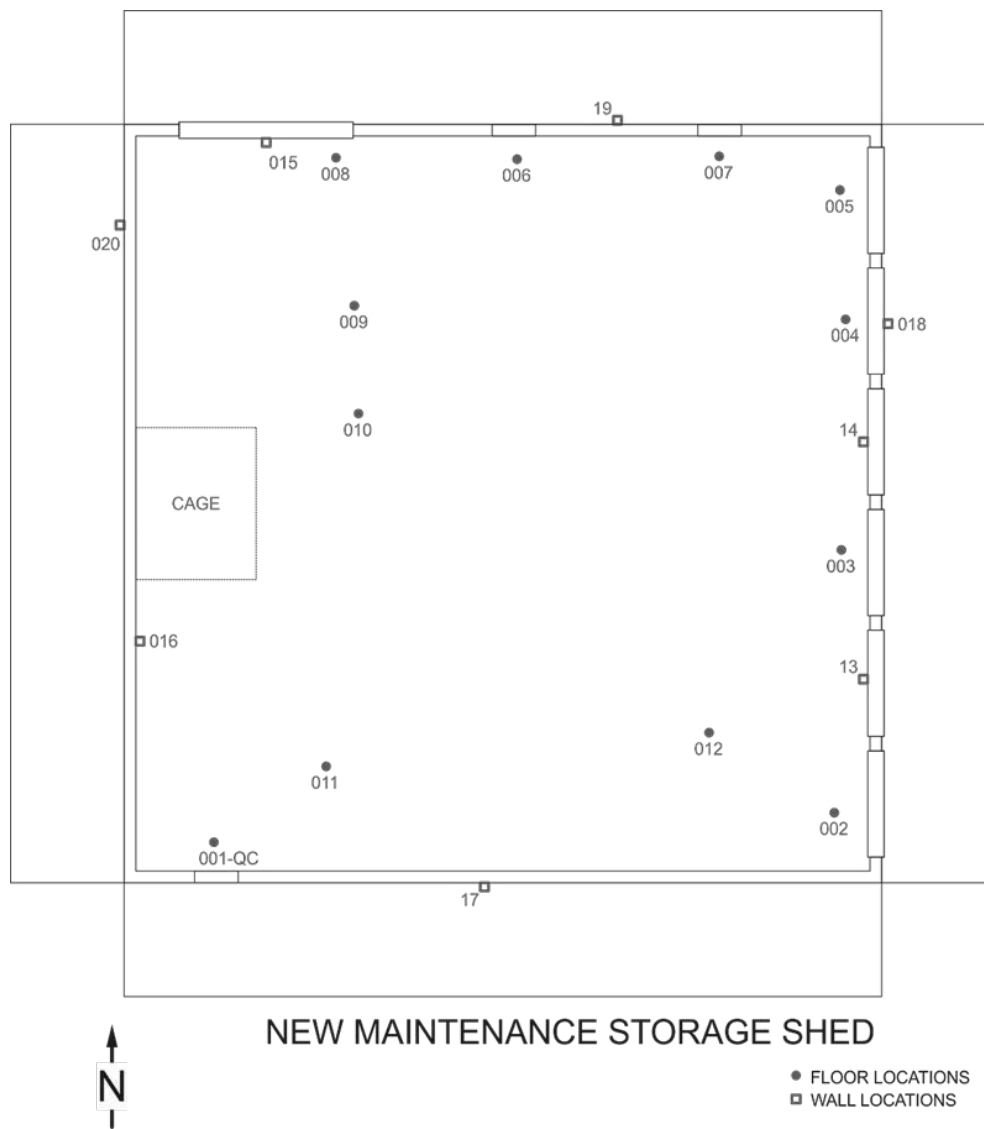


Figure C.31 – Chemical Pump House Surface Measurement Locations

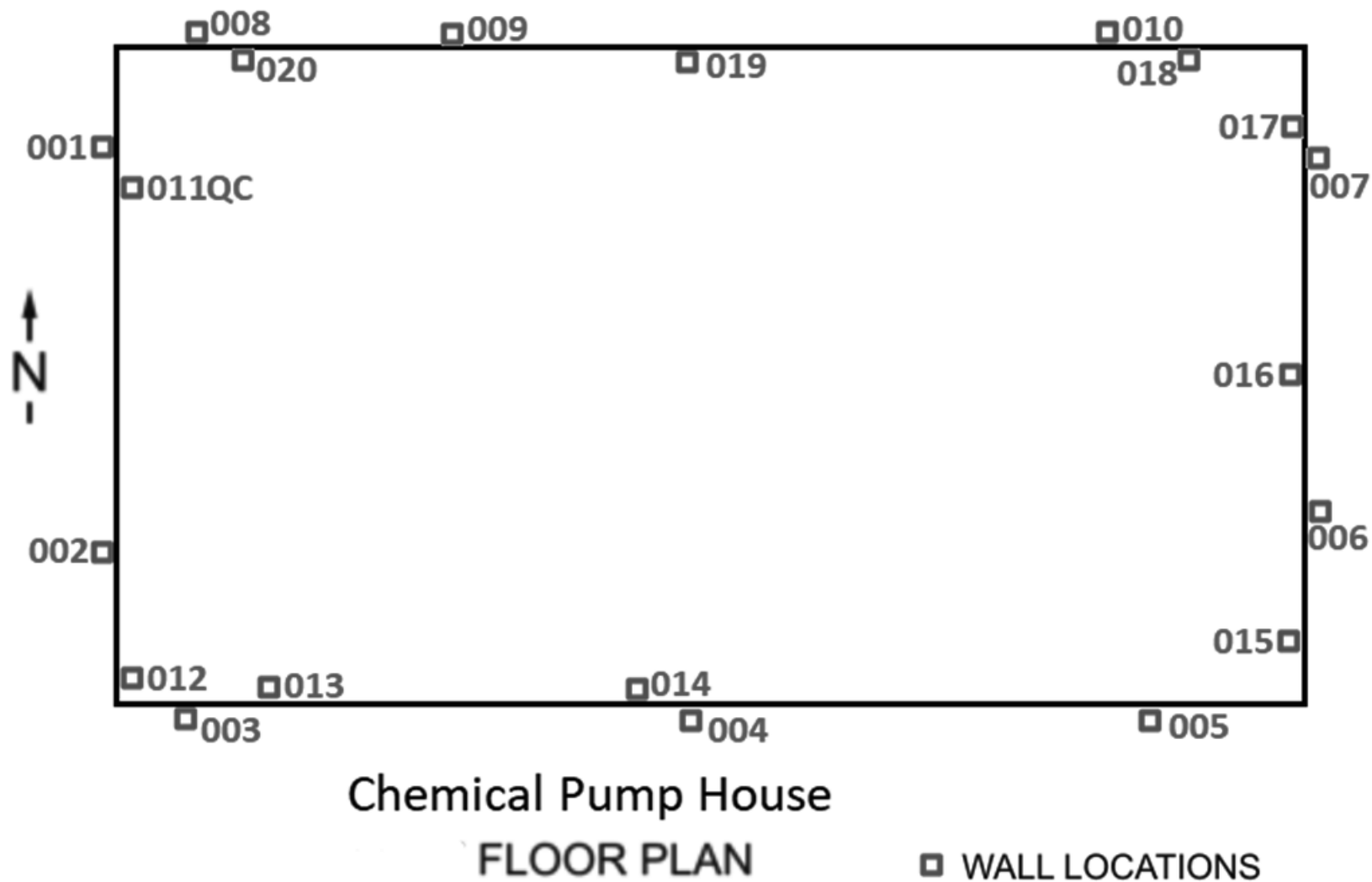


Figure C.32 – Storage Shed Surface Measurement Locations

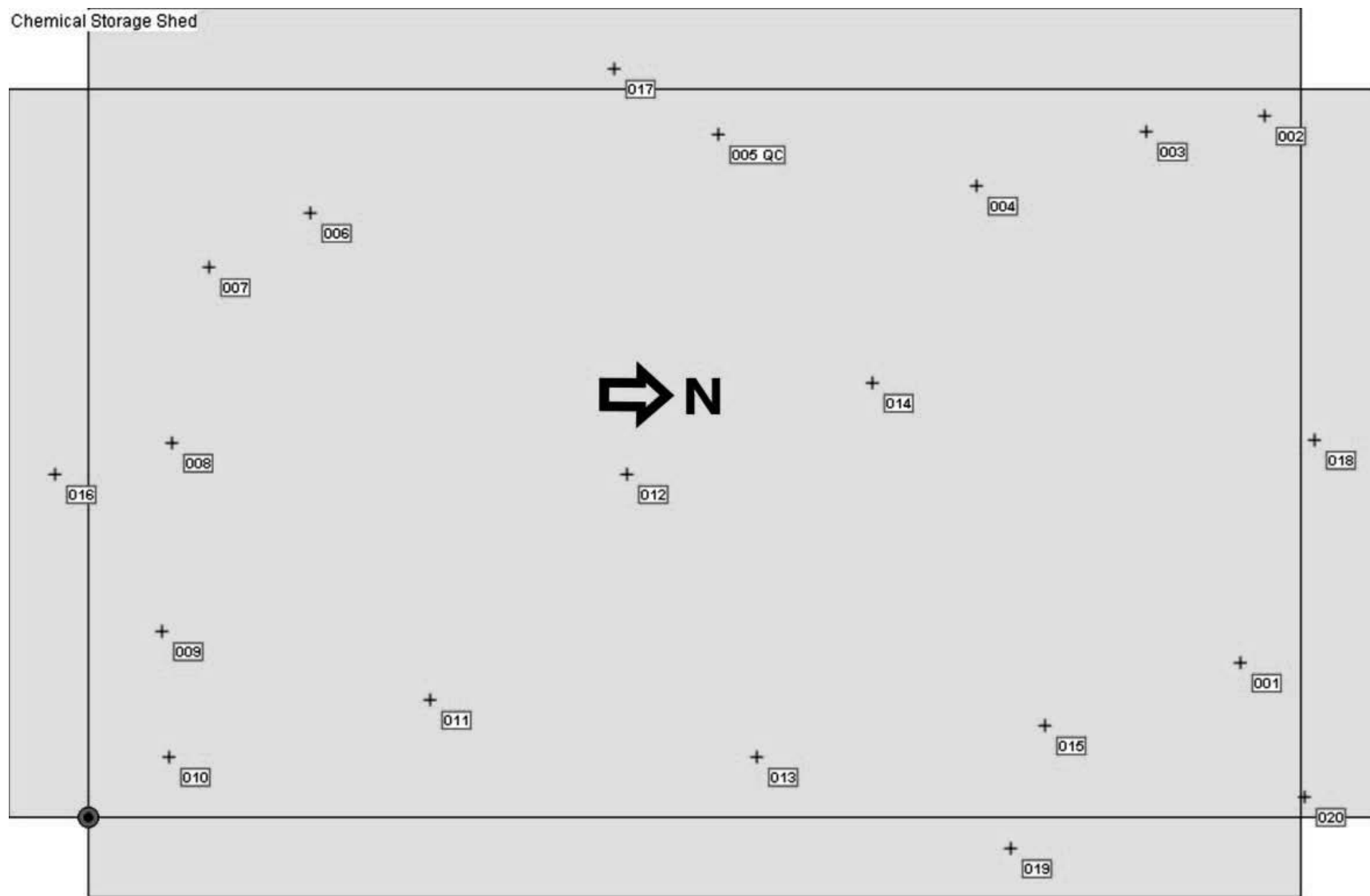


Figure C.33 – Sanitary Lift Stations Surface Measurement Locations

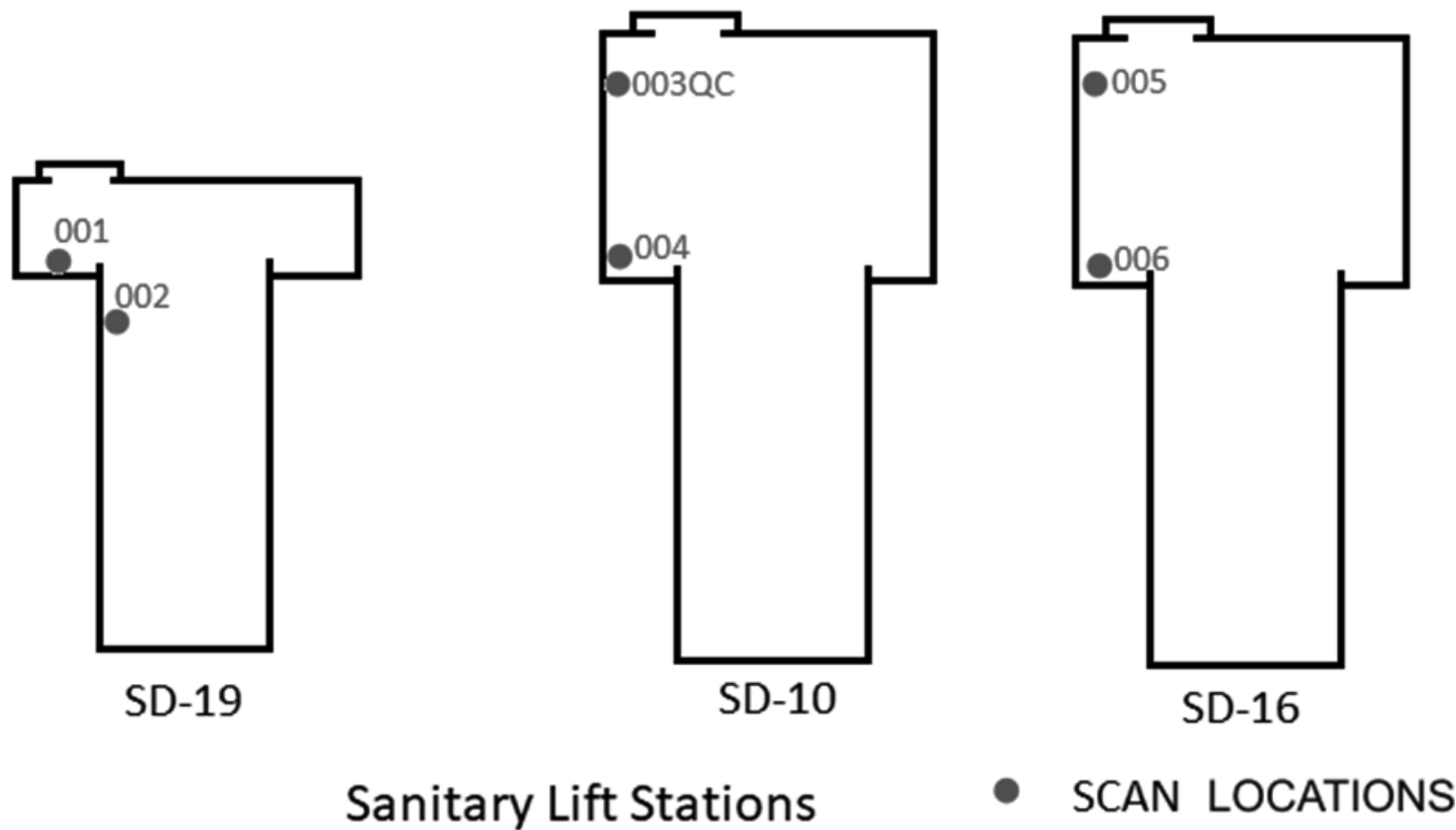


Table C.8 – BOP Buildings Outside DA Scan Results

Location	Scan Logged Result (cpm)	Avg Background (cpm)	Action Level (cpm)	Scan Alarms
5700-016	413	352	635	0
5700-017	448	352	635	0
5700-018	550	352	635	0
5700-019	579	352	635	0
5700-020	427	352	635	0
QC 5700-005	551	352	635	0
5700-009	512	340	618	0
5700-010	599	340	618	0
5700-011	606	340	618	0
5700-012	509	340	618	0
5700-013	509	340	618	0
5700-014	497	340	618	0
5700-015	526	340	618	0
5600-001	281	224	449	0
5600-002	291	224	449	0
5600-003	307	224	449	0
5600-004	394	224	449	0
5600-005	301	224	449	0
5600-006	398	224	449	0
5600-007	442	224	449	0
5600-008	253	224	449	0
5600-009	318	224	449	0
5600-010	351	224	449	0
5600-011	429	224	449	0
5600-012	404	224	449	0
5600-013	398	224	449	0
5600-014	429	224	449	0
5600-015	301	224	449	0
5600-016	317	224	449	0
5600-017	390	224	449	0
5600-018	402	224	449	0
5600-019	307	224	449	0
5600-020	312	224	449	0
5700-001	476	371	824	0

FCS Decommissioning Project Radiological Characterization Report

Location	Scan Logged Result (cpm)	Avg Background (cpm)	Action Level (cpm)	Scan Alarms
5700-002	416	371	824	0
5700-003	420	371	824	0
5700-004	465	371	824	0
5700-005	418	371	824	0
5700-006	429	371	824	0
5700-007	454	371	824	0
5700-008	428	371	824	0
5500-001	567	353	636	0
5500-002	471	353	636	0
5500-003	513	353	636	0
5500-004	577	353	636	0
5500-005	544	353	636	0
5500-006	562	353	636	0
5500-007	623	353	636	0
5500-008	558	353	636	0
5500-009	576	353	636	0
5500-010	550	353	636	0
5500-011	578	353	636	0
5500-012	518	353	636	0
5400-001	537	409	714	0
5400-002	531	409	714	0
5400-003	468	409	714	0
5400-004	505	409	714	0
5400-005	499	409	714	0
5400-006	495	409	714	0
5400-007	467	409	714	0
5400-008	526	409	714	0
5400-009	546	409	714	0
5400-010	495	409	714	0
QC 5400-018	467	409	714	0
5400-011	575	328	601	0
5400-012	585	328	601	0
5400-013	531	328	601	0
5400-014	553	328	601	0
5400-015	502	328	601	0

Location	Scan Logged Result (cpm)	Avg Background (cpm)	Action Level (cpm)	Scan Alarms
5400-016	478	328	601	0
5400-017	578	328	601	0
5400-018	515	328	601	0
5400-019	590	328	601	0
5400-020	519	328	601	0
5500-013	324	204	419	0
5500-014	337	204	419	0
5500-015	352	204	419	0
5500-016	379	204	419	0
5500-017	385	204	419	0
5500-018	418	204	419	0
5500-019	361	204	419	0
5500-020	349	204	419	0
QC 5500-001	603	358	644	0
5200-005	435	376	668	0
5200-009	638	376	668	0
5200-010	583	376	668	0
5200-034	637	376	668	0
5200-041	487	269	516	0
5200-040	341	269	516	0
5200-039	461	269	516	0
5200-019	490	269	516	0
5200-016	510	269	516	0
5200-028	424	269	516	0
5200-029	761	461	786	0
5200-035	572	350	633	0
QC 5200-031	479	350	633	0
QC 5800-003	615	360	646	0
5800-001	280	246	483	0
5800-002	306	246	483	0
5800-003	456	368	657	0
5800-004	396	368	657	0
5800-005	480	368	657	0
5800-006	384	368	657	0
5100-008	522	287	543	0

Location	Scan Logged Result (cpm)	Avg Background (cpm)	Action Level (cpm)	Scan Alarms
5100-006	453	287	543	0
5100-007	456	287	543	0
5100-013	418	287	543	0
5100-014	470	287	543	0
5100-034	403	287	543	0
5100-012	450	287	543	0
5100-041	335	209	426	0
5100-005	398	209	426	0
5100-004	617	473	802	0
5100-024	646	473	802	0
5100-026	747	473	802	0
5100-017	729	473	802	0
5100-019	419	241	476	0
5100-016	414	241	476	0
5100-015	337	241	476	0
QC 5100-007	421	321	591	0
5100-029	747	448	768	0
5100-030	764	448	768	0
5100-033	409	282	536	0
5100-010	427	282	536	0
QC 5100-019	435	282	536	0
5100-031	642	473	801	0
5200-001	458	270	518	0
5200-003	497	270	518	0
5200-011	433	270	518	0
5200-008	495	270	518	0
5200-017	453	270	518	0
5200-013	403	270	518	0
5200-014	366	270	518	0
5200-015	447	270	518	0
5200-021	380	270	518	0
QC 5200-007	301	270	518	0
5200-027	415	270	518	0
5200-025	260	268	516	0
5200-004	678	425	736	0

Location	Scan Logged Result (cpm)	Avg Background (cpm)	Action Level (cpm)	Scan Alarms
5100-009	366	261	505	0
5100-035	356	261	505	0
5100-001	281	261	505	0
5100-011	308	261	505	0
5100-039	328	261	505	0
5100-040	296	199	411	0
5100-021	372	199	411	0
5100-022	309	199	411	0
5100-025	310	199	411	0
5100-028	403	199	411	0
QC 5100-005	435	341	619	0
5100-036	411	341	619	0
5100-027	432	341	619	0
5100-032	642	473	801	0
5100-038	382	293	801	0
5100-020	639	368	657	0
5100-036	614	492	827	0
5100-037	603	492	827	0
5200-030	663	418	727	0
5200-031	671	418	727	0
5200-002	667	418	727	0
5200-032	674	418	727	0
5200-033	716	418	727	0
5200-024	638	418	727	0
5200-012	431	214	434	0
5200-018	374	219	442	0
5200-022	344	219	442	0
5200-023	436	219	442	0
5200-016	369	219	442	0
QC 5200-013	362	219	442	0
5200-007	301	219	442	0
5200-006	289	219	442	0
5200-003	413	219	442	0
5100-018	276	182	386	0
5100-020	246	182	386	0



Location	Scan Logged Result (cpm)	Avg Background (cpm)	Action Level (cpm)	Scan Alarms
5100-023	267	182	386	0
5100-037	272	182	386	0
5100-002	615	515	858	0
5100-003	590	515	858	0
QC 5600-011	340	192	401	0

Table C.9 – BOP Buildings Outside DA Static Results

Measurement ID	Gross Beta Activity (dpm/100cm ²)	Fraction of Action Level ^a
5100X-3-CR-WBDX-001	83	0.0234
5100X-3-CR-FBDX-002	0	0.0000
5100X-3-CR-FBDX-003	0	0.0000
5100X-3-CR-FBDX-004	0	0.0000
5100X-3-CR-FBDX-005	221	0.0623
5100X-3-CR-FBDX-006	244	0.0687
5100X-3-CR-FBDX-007	158	0.0445
5100X-3-CR-FBDX-008	97	0.0273
5100X-3-CR-WBDX-009	19	0.0054
5100X-3-CR-FBDX-010	56	0.0158
5100X-3-CR-WBDX-011	0	0.0000
5100X-3-CR-FBDX-012	24	0.0068
5100X-3-CR-FBDX-013	65	0.0183
5100X-3-CR-FBDX-014	0	0.0000
5100X-3-CR-FBDX-015	0	0.0000
5100X-3-CR-FBDX-016	1	0.0003
5100X-3-CR-FBDX-017	0	0.0000
5100X-3-CR-WBDX-018	190	0.0535
5100X-3-CR-FBDX-019	0	0.0000
5100X-3-CR-WBDX-020	107	0.0301
5100X-3-CR-WBDX-021	168	0.0473
5100X-3-CR-WBDX-022	96	0.0270
5100X-3-CR-WBDX-023	23	0.0065
5100X-3-CR-FBDX-024	0	0.0000
5100X-3-CR-FBDX-025	108	0.0304
5100X-3-CR-FBDX-026	0	0.0000
5100X-3-CR-FBDX-027	0	0.0000
5100X-3-CR-FBDX-028	124	0.0349
5100X-3-CJ-WBDX-029	0	0.0000
5100X-3-CJ-WBDX-030	0	0.0000
5100X-3-CJ-WBDX-031	0	0.0000
5100X-3-CJ-FBDX-032	0	0.0000
5100X-3-CJ-FBDX-033	105	0.0296
5100X-3-CJ-FBDX-034	45	0.0127

Measurement ID	Gross Beta Activity (dpm/100cm ²)	Fraction of Action Level ^a
5100X-3-CJ-WBDX-035	91	0.0256
5100X-3-CJ-FBDX-036	0	0.0000
5100X-3-CJ-WBDX-037	51	0.0144
5100X-3-CJ-WBDX-038	0	0.0000
5100X-3-CJ-WBDX-039	0	0.0000
5100X-3-CJ-RBDX-040	100	0.0282
5100X-3-CJ-RBDX-041	0	0.0000
5200X-3-CR-WBDX-001	93	0.0262
5200X-3-CR-FBDX-002	0	0.0000
5200X-3-CR-FBDX-003	242	0.0682
5200X-3-CR-FBDX-004	0	0.0000
5200X-3-CR-FBDX-005	0	0.0000
5200X-3-CR-WBDX-006	0	0.0000
5200X-3-CR-WBDX-007	0	0.0000
5200X-3-CR-WBDX-008	44	0.0124
5200X-3-CR-FBDX-009	196	0.0552
5200X-3-CR-WBDX-010	0	0.0000
5200X-3-CR-FBDX-011	74	0.0208
5200X-3-CR-WBDX-012	100	0.0282
5200X-3-CR-FBDX-013	0	0.0000
5200X-3-CR-FBDX-014	0	0.0000
5200X-3-CR-FBDX-015	0	0.0000
5200X-3-CR-FBDX-016	0	0.0000
5200X-3-CR-FBDX-017	119	0.0335
5200X-3-CR-WBDX-018	0	0.0000
5200X-3-CR-FBDX-019	0	0.0000
5200X-3-CR-FBDX-020	73	0.0206
5200X-3-CR-FBDX-021	0	0.0000
5200X-3-CR-WBDX-022	16	0.0045
5200X-3-CR-WBDX-023	0	0.0000
5200X-3-CR-FBDX-024	0	0.0000
5200X-3-CR-FBDX-025	0	0.0000
5200X-3-CR-WBDX-026	40	0.0113
5200X-3-CR-WBDX-027	0	0.0000
5200X-3-CR-FBDX-028	172	0.0485

Measurement ID	Gross Beta Activity (dpm/100cm ²)	Fraction of Action Level ^a
5200X-3-CJ-FBDX-029	0	0.0000
5200X-3-CJ-FBDX-030	259	0.0730
5200X-3-CJ-FBDX-031	0	0.0000
5200X-3-CJ-FBDX-032	0	0.0000
5200X-3-CJ-FBDX-033	0	0.0000
5200X-3-CJ-FBDX-034	248	0.0699
5200X-3-CJ-FBDX-035	0	0.0000
5200X-3-CJ-FBDX-036	0	0.0000
5200X-3-CJ-FBDX-037	0	0.0000
5200X-3-CJ-FBDX-038	111	0.0313
5200X-3-CJ-FBDX-039	10	0.0028
5200X-3-CJ-FBDX-040	0	0.0000
5200X-3-CJ-FBDX-041	30	0.0085
5400X-3-CJ-FBDX-001	2	0.0006
5400X-3-CJ-FBDX-002	63	0.0177
5400X-3-CJ-FBDX-003	79	0.0223
5400X-3-CJ-FBDX-004	0	0.0000
5400X-3-CJ-FBDX-005	0	0.0000
5400X-3-CJ-FBDX-006	0	0.0000
5400X-3-CJ-FBDX-007	132	0.0372
5400X-3-CJ-FBDX-008	71	0.0200
5400X-3-CJ-FBDX-009	71	0.0200
5400X-3-CJ-FBDX-010	172	0.0485
5400X-3-CJ-FBDX-011	141	0.0397
5400X-3-CJ-FBDX-012	205	0.0577
5400X-3-CJ-WBDX-013	149	0.0420
5400X-3-CJ-WBDX-014	169	0.0476
5400X-3-CJ-WBDX-015	244	0.0687
5400X-3-CJ-WBDX-016	256	0.0721
5400X-3-CJ-WBDX-017	189	0.0532
5400X-3-CJ-WBDX-018	65	0.0183
5400X-3-CJ-WBDX-019	2	0.0006
5400X-3-CJ-WBDX-020	129	0.0363
5500X-3-CJ-FBDX-001	0	0.0000
5500X-3-CJ-FBDX-002	0	0.0000

Measurement ID	Gross Beta Activity (dpm/100cm ²)	Fraction of Action Level ^a
5500X-3-CJ-FBDX-003	0	0.0000
5500X-3-CJ-FBDX-004	140	0.0394
5500X-3-CJ-FBDX-005	0	0.0000
5500X-3-CJ-FBDX-006	0	0.0000
5500X-3-CJ-FBDX-007	0	0.0000
5500X-3-CJ-FBDX-008	0	0.0000
5500X-3-CJ-FBDX-009	0	0.0000
5500X-3-CJ-FBDX-010	22	0.0062
5500X-3-CJ-FBDX-011	0	0.0000
5500X-3-CJ-FBDX-012	0	0.0000
5500X-3-CJ-WBDX-013	0	0.0000
5500X-3-CJ-WBDX-014	46	0.0130
5500X-3-CJ-WBDX-015	0	0.0000
5500X-3-CJ-WBDX-016	0	0.0000
5500X-3-CJ-WBDX-017	54	0.0152
5500X-3-CJ-WBDX-018	0	0.0000
5500X-3-CJ-FBDX-019	147	0.0414
5500X-3-CJ-FBDX-020	0	0.0000
5600X-3-CJ-WBDX-001	0	0.0000
5600X-3-CJ-WBDX-002	28	0.0079
5600X-3-CJ-WBDX-003	0	0.0000
5600X-3-CJ-WBDX-004	0	0.0000
5600X-3-CJ-WBDX-005	0	0.0000
5600X-3-CJ-WBDX-006	58	0.0163
5600X-3-CJ-WBDX-007	0	0.0000
5600X-3-CJ-WBDX-008	96	0.0270
5600X-3-CJ-WBDX-009	9	0.0025
5600X-3-CJ-WBDX-010	0	0.0000
5600X-3-CJ-WBDX-011	0	0.0000
5600X-3-CJ-WBDX-012	0	0.0000
5600X-3-CJ-WBDX-013	0	0.0000
5600X-3-CJ-WBDX-014	0	0.0000
5600X-3-CJ-WBDX-015	0	0.0000
5600X-3-CJ-WBDX-016	0	0.0000
5600X-3-CJ-WBDX-017	0	0.0000

Measurement ID	Gross Beta Activity (dpm/100cm ²)	Fraction of Action Level ^a
5600X-3-CJ-WBDX-018	0	0.0000
5600X-3-CJ-WBDX-019	0	0.0000
5600X-3-CJ-WBDX-020	0	0.0000
5700X-3-CJ-FBDX-001	220	0.0620
5700X-3-CJ-FBDX-002	0	0.0000
5700X-3-CJ-FBDX-003	0	0.0000
5700X-3-CJ-FBDX-004	0	0.0000
5700X-3-CJ-FBDX-005	60	0.0169
5700X-3-CJ-FBDX-006	0	0.0000
5700X-3-CJ-FBDX-007	0	0.0000
5700X-3-CJ-FBDX-008	21	0.0059
5700X-3-CJ-FBDX-009	4	0.0011
5700X-3-CJ-FBDX-010	119	0.0335
5700X-3-CJ-FBDX-011	0	0.0000
5700X-3-CJ-FBDX-012	0	0.0000
5700X-3-CJ-FBDX-013	19	0.0054
5700X-3-CJ-FBDX-014	23	0.0065
5700X-3-CJ-FBDX-015	123	0.0346
5700X-3-CJ-WBDX-016	0	0.0000
5700X-3-CJ-WBDX-017	0	0.0000
5700X-3-CJ-WBDX-018	0	0.0000
5700X-3-CJ-WBDX-019	0	0.0000
5700X-3-CJ-WBDX-020	0	0.0000
5800X-3-CJ-WBDX-001	12	0.0034
5800X-3-CJ-WBDX-002	28	0.0079
5800X-3-CJ-WBDX-003	0	0.0000
5800X-3-CJ-WBDX-004	0	0.0000
5800X-3-CJ-WBDX-005	0	0.0000
5800X-3-CJ-WBDX-006	0	0.0000
5100X-3-CQ-FBDX-005	0	0.0000
5100X-3-CQ-FBDX-007	1	0.0003
5100X-3-CQ-FBDX-019	0	0.0000
5200X-3-CQ-FBDX-007	0	0.0000
5200X-3-CQ-WBDX-013	28	0.0079
5200X-3-CQ-FBDX-031	48	0.0135



Measurement ID	Gross Beta Activity (dpm/100cm ²)	Fraction of Action Level ^a
5400X-3-CQ-WBDX-018	172	0.0485
5500X-3-CQ-FBDX-001	6	0.0017
5600X-3-CQ-WBDX-011	87	0.0245
5700X-3-CQ-FBDX-005	263	0.0741
5800X-3-CQ-WBDX-003	0	0.0000

Table C.10 – BOP Buildings Outside DA Surface Measurements Summary Statistics

Random				
Mean (dpm/100cm²)	Median (dpm/100cm²)	Max (dpm/100cm²)	Min (dpm/100cm²)	Std. Dev. (dpm/100cm²)
53	1	244	0	72

Judgmental				
Mean (dpm/100cm²)	Median (dpm/100cm²)	Max (dpm/100cm²)	Min (dpm/100cm²)	Std. Dev. (dpm/100cm²)
39	0	259	0	68

Combined				
Mean (dpm/100cm²)	Median (dpm/100cm²)	Max (dpm/100cm²)	Min (dpm/100cm²)	Std. Dev. (dpm/100cm²)
44	0	259	0	69

Total Number of Measurements	
Random	56
Judgmental	112
QC	11

Random	
Fraction >1	0
Maximum Fraction:	0.0687

Judgmental	
Fraction >1	0
Maximum Fraction:	0.0730