



U.S.NRC

UNITED STATES NUCLEAR REGULATORY COMMISSION

Protecting People and the Environment

FY 2022 Congressional Budget Justification Summary

U.S. Nuclear Regulatory Commission

June 30, 2021

The Nuclear Regulatory Commission

- The mission of the NRC is to license and regulate the Nation's civilian use of radioactive materials to provide reasonable assurance of adequate protection of public health and safety, to promote the common defense and security, and to protect the environment.
- The NRC's FY 2022 budget request reflects the agency's continued commitment to protecting public health and safety and ensuring the long-term safety and security of nuclear power facilities and nuclear materials.



Budget Request Summary

Major Program	FY 2021 Enacted Budget		FY 2022 Request		Delta FY 22 – FY 21	
	\$M*	FTE	\$M*	FTE	\$M*	FTE
Nuclear Reactor Safety	452.8	1,755	477.4	1,783	24.6	28
Nuclear Materials and Waste Safety	125.6	462	130.2	453	4.6	(9)
Corporate Support	271.4	588	266.3	580	(5.1)	(8)
Subtotal	849.9	2,805	873.9	2,816	24.1	11
Office of the Inspector General	13.5	63	13.8	63	0.3	0
Subtotal	863.4	2,868	887.7	2,879	24.4	11
University Nuclear Leadership Program	16.0				(16.0)	
Authorized Carryover	(35.0)	-	-	-	35.0	-
Total	\$844.4	2,868	\$887.7	2,879	\$43.4	11

*\$M includes full-time equivalent (FTE) costs as well as contract support and travel. Numbers may not add due to rounding.



\$24.4 million, 11 FTE + 3 percent

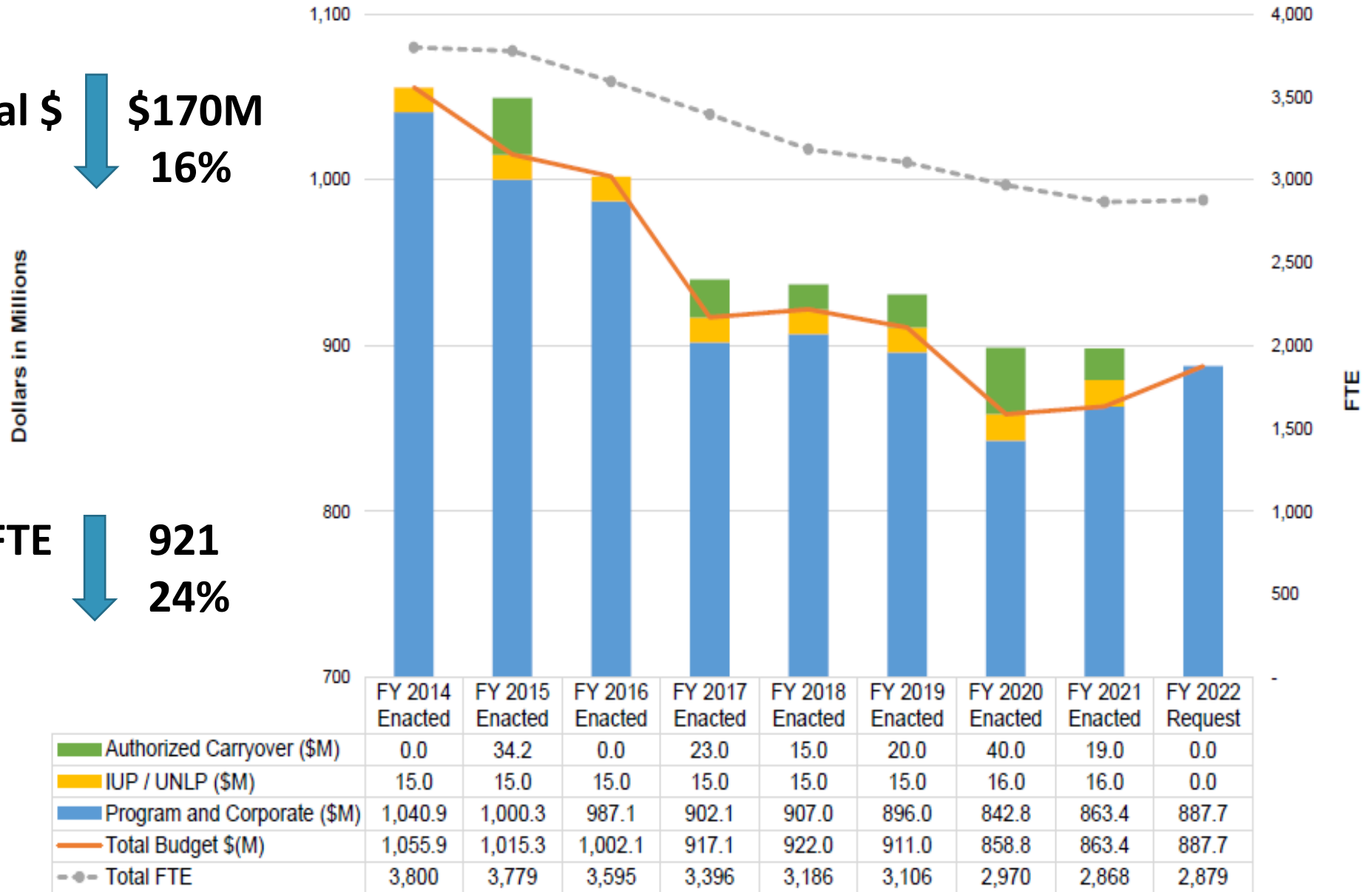


\$5.3 million for advanced reactors

Budget Request Trend

Total \$ ↓ **\$170M**
16%

FTE ↓ **921**
24%



Net Budget Authority

	FY 2021 Enacted	FY 2022 Request	Delta FY 22 – FY 21
	\$M*	\$M*	\$M*
Budget Authority	844.4	887.7	43.3
Offsetting Fees	721.4	756.7	35.3
Net Budget Authority	\$123.0	\$131.0	\$8.0

*\$M includes FTE costs as well as contract support and travel. Numbers may not add due to rounding.

 \$8 million

Composition of Net Budget Authority

	FY 2021 Enacted	FY 2022 Request	Delta FY 22– FY 21
	\$M*	\$M*	\$M*
Generic Homeland Security	11.7	14.3	2.6
Waste Incidental to Reprocessing	1.2	1.0	(0.2)
Advanced Reactors Regulatory Readiness	17.7	23.0	5.3
Defense Nuclear Facilities Safety Board	1.2	1.2	0.0
Fee Relief Activities	91.2	91.5	0.3
Net Budget Authority	\$123.0	\$131.0	\$8.0

*\$M includes FTE costs as well as contract support and travel. Numbers may not add due to rounding.

Nuclear Reactor Safety Highlights

Business Line	FY 2021 Enacted		FY 2022 Request		Delta FY 22 – FY 21	
	\$M*	FTE	\$M*	FTE	\$M*	FTE
Operating Reactors	374.3	1,471.0	388.2	1,474.0	13.8	3.0
New Reactors	78.5	284.0	89.3	309.0	10.7	25.0
Subtotal	\$452.8	1,755.0	\$477.4	1,783.0	\$24.6	28.0
Authorized Carryover	(17.8)	-	-	-	17.8	-
Total	\$435.0	1,755.0	\$477.4	1,783.0	\$42.4	28.0

*\$M includes FTE costs as well as contract support and travel. Numbers may not add due to rounding.

Operating Reactors



- Salaries and Awards
- Medical Isotope Facilities
- Mission Analytics Program
- Mobile Applications for Resident Inspectors
- Closure of Indian Point

New Reactors




- Salaries and Awards
- Advanced Reactors
- Review of new LWRs and Advanced non-LWRs applications
- Transition of Vogtle to Operating Status

Nuclear Materials and Waste Safety Highlights

Business Line	FY 2021 Enacted		FY 2022 Request		Delta FY 22 – FY 21	
	\$M*	FTE	\$M*	FTE	\$M*	FTE
Spent Fuel Storage and Transportation	28.1	102.0	28.0	99.0	(0.1)	(3.0)
Nuclear Materials Users	55.5	201.0	60.3	198.0	4.8	(3.0)
Decommissioning and Low-Level Waste	22.8	86.0	22.9	85.0	0.1	(1.0)
Fuel Facilities	19.3	73.0	19.0	71.0	(0.2)	(2.0)
Subtotal	\$125.6	462.0	\$130.2	453.0	\$4.6	(9.0)
Authorized Carryover	(1.2)	-	-	-	1.2	-
Total	\$124.4	462.0	\$130.2	453.0	\$5.8	(9.0)

*\$M includes FTE costs as well as contract support and travel. Numbers may not add due to rounding.

- 
- Salaries and Benefits
 - Funding for Materials Licensing and Tracking Systems
 - International Assistance
 - Completion of Work

Corporate Support Highlights

Product Line	FY 2021 Enacted		FY 2022 Request		Delta FY 22 – FY 21	
	\$M*	FTE	\$M*	FTE	\$M*	FTE
Administrative Services	73.6	71.0	71.2	70.0	(2.5)	(1.0)
Financial Management	30.7	93.0	30.7	92.0	0.0	(1.0)
Human Resource Management	20.2	43.0	19.9	44.0	(0.3)	1.0
IT/IM Resources	94.9	174.0	96.0	170.0	1.1	(4.0)
Outreach	3.2	13.0	3.3	13.0	0.1	0.0
Policy Support	29.8	133.0	29.9	131.0	0.1	(2.0)
Training	3.9	12.0	3.8	12.0	0.0	0.0
Acquisitions	15.1	49.0	11.6	48.0	(3.5)	(1.0)
Total	\$271.4	588.0	\$266.3	580.0	\$(5.1)	(8.0)

*\$M includes FTE costs as well as contract support and travel. Numbers may not add due to rounding.

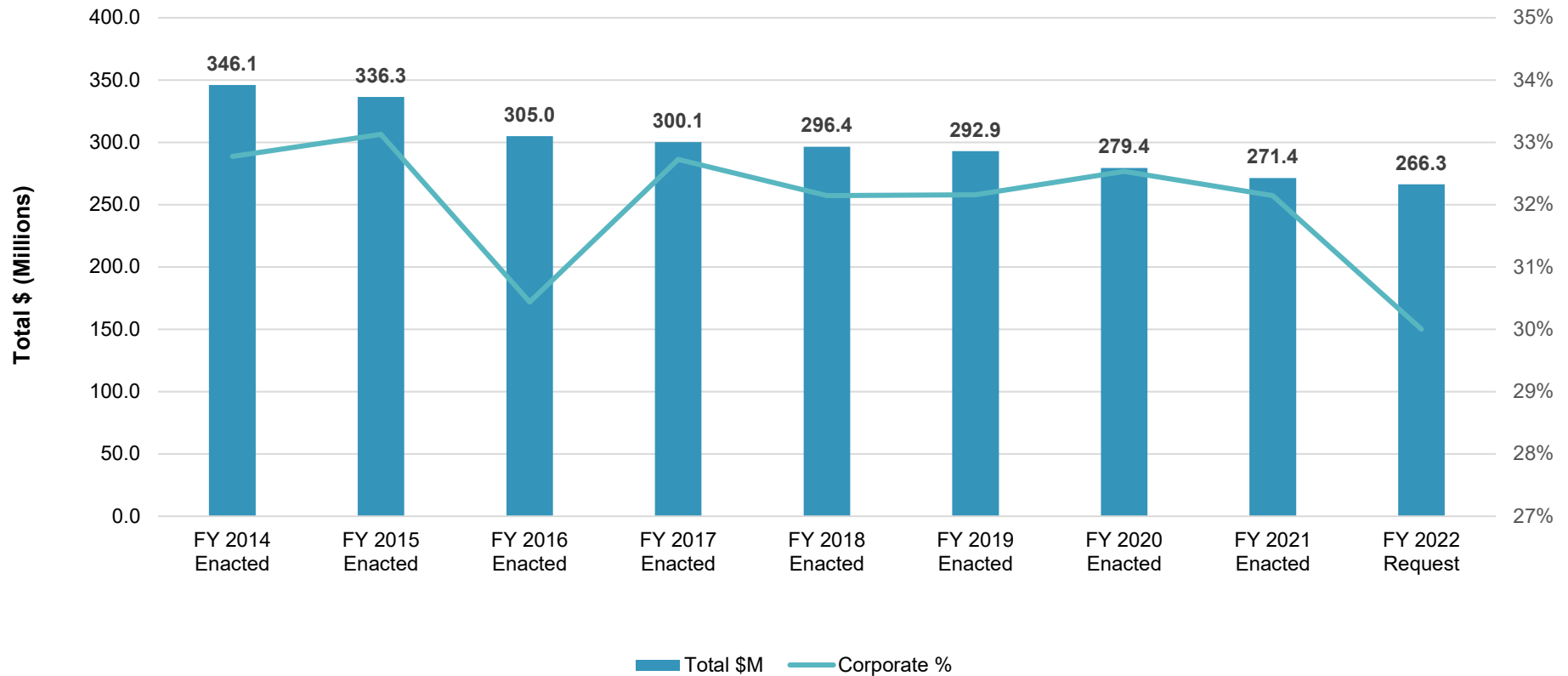


- Permanent Change of Station
- Migration to Cloud Hosting
- Rent and Utilities
- Salaries and Benefits

30%
NEIMA

Corporate Support Percentage

Corporate Support Budget FY 2014 - FY 2022



- \$79.8 million or approximately 23%



- 30 – 33% of Total Budget Since FY 2014

Operating Power Reactors Annual Fee

\$4.8 million

**\$0.6 million less than the inflation
adjusted cap of \$5.5 million**

Requested Activities

\$67.2 million

Approx. 61% of estimated Part 170

Summary

- The NRC's FY 2022 budget request reflects resources necessary to accomplish mission critical activities related to safety and security in the Nuclear Reactor Safety Program and the Nuclear Material and Waste Safety Program.
- The FY 2022 budget request reflects the agency's efforts to comply with NEIMA.
- The agency will continue efforts to implement efficiencies and invest resources in initiatives that will result in future savings.

