



April 29, 2021

NRC 2021-0021  
10 CFR 72.44  
TS 5.6.2

U. S. Nuclear Regulatory Commission  
ATTN: Document Control Desk  
Washington, D. C. 20555

Point Beach Nuclear Plant, Units 1 and 2  
Dockets 50-266 and 50-301  
Renewed License Nos. DPR-24 and DPR-27

2020 Annual Monitoring Report

Enclosed is the Annual Monitoring Report for PBNP Units 1 and 2, for the period January 1 through December 31, 2020.

This letter contains no new regulatory commitments and no revisions to existing regulatory commitments.

Sincerely,  
NextEra Energy Point Beach, LLC

A handwritten signature in black ink, appearing to read "Eric Schultz".

Eric Schultz  
Licensing Manager

Enclosure

cc: Administrator, Region III, USNRC  
Project Manager, Point Beach Nuclear Plant, USNRC  
Resident Inspector, Point Beach Nuclear Plant, USNRC  
PSCW  
American Nuclear Insurers  
WI Division of Public Health, Radiation Protection Section  
Office of Nuclear Material Safety and Safeguards, USNRC

NextEra Energy Point Beach, LLC

6610 Nuclear Road, Two Rivers, WI 54241

ENCLOSURE

# ANNUAL MONITORING REPORT 2020

## NEXTERA ENERGY POINT BEACH, LLC POINT BEACH NUCLEAR PLANT

DOCKETS 50-266 (UNIT 1), 50-301 (UNIT 2), 72-005 (ISFSI)  
RENEWED LICENSES DPR-24 and DPR-27



January 1, 2020 through December 31, 2020



## TABLE OF CONTENTS

Summary	1
Part A: Effluent Monitoring	
1.0 Introduction	3
2.0 Radioactive Liquid Releases	4
3.0 Radioactive Airborne Releases	10
4.0 Radioactive Solid Waste Shipments	17
5.0 Nonradioactive Chemical Releases	19
6.0 Circulating Water System Operation	20
Part B: Miscellaneous Reporting Requirements	
7.0 Additional Reporting Requirements	21
Part C: Radiological Environmental Monitoring	
8.0 Introduction	23
9.0 Program Description	24
10.0 Results	38
11.0 Discussion	43
12.0 REMP Conclusion	59
Part D: Groundwater Monitoring	
13.0 Program Description	60
14.0 Results and Discussion	63
15.0 Groundwater Summary	69
Appendix 1: Environmental, Inc. Midwest Laboratory, "Final Report for Point Beach Nuclear Plant"	
Appendix 2: Offsite Dose Calculation Manual, Revision 22, issued 5/18/2020	
Appendix 3: Offsite Dose Calculation Manual, Revision 23, issued 12/16/2020	

## LIST OF TABLES

Table 2-1	Comparison of 2020 Liquid Effluent Calculated Doses to 10 CFR 50 Appendix I Design Objectives	4
Table 2-2	Summary of Circulating Water Discharge	6
Table 2-3	Isotopic Composition of Circulating Water Discharges	7
Table 2-4	Beach and Subsoil System Drains - Tritium Summary	8
Table 3-1	Comparison of 2020 Airborne Effluent Calculated Doses to 10 CFR 50 Appendix I Design Objectives	14
Table 3-2	Radioactive Airborne Effluent Release Summary	14
Table 3-3	Isotopic Composition of Airborne Releases	15
Table 3-4	Comparison of Airborne Effluent Doses	16
Table 4-1	Quantities and Types of Waste Shipped from PBNP in 2020	17
Table 4-2	2020 PBNP Radioactive Waste Shipments	17
Table 4-3	2020 Estimated Solid Waste Major Radionuclide Composition	18
Table 6-1	Circulating Water System Operation for 2020	20
Table 9-1	PBNP REMP Sample Analysis and Frequency	28
Table 9-2	PBNP REMP Sampling Locations	29
Table 9-3	ISFSI Sampling Sites	33
Table 9-4	Minimum Acceptable Sample Size	33
Table 9-5	Deviations from Scheduled Sampling and Frequency During 2020	34
Table 9-6	Sample Collection for the State of Wisconsin	34
Table 10-1	Summary of Radiological Environmental Monitoring Results for 2020	40-41
Table 10-2	Average ISFSI Fence TLD Results for 2020	42
Table 11-1	Average Indicator TLD Results from 1993-2020	43
Table 11-2	Average ISFSI Fence TLD Results (mR/7days)	44
Table 11-3	Average TLD Results Surrounding the ISFSI (mR/7days)	46
Table 14-1	Intermittent Streams and Bogs	63
Table 14-2	2020 Beach Drain Tritium	64
Table 14-3	2020 East Yard Area Manhole Tritium (pCi/L)	65
Table 14-4	2020 Façade Well Water Tritium (pCi/L)	66
Table 14-5	2017-2020 Unit 2 Façade SSD Sump H-3 (pCi/L)	67
Table 14-6	2020 Potable Well Water Tritium Concentration (pCi/L)	68
Table 14-7	2020 Quarterly Monitoring Well Tritium (pCi/L)	68

## LIST OF FIGURES

Figure 9-1	PBNP REMP Sampling Sites	30
Figure 9-2	Map of REMP Sampling Sites Located Around PBNP	31
Figure 9-3	Enhanced Map Showing REMP Sampling Sites Closest to PBNP	32
Figure 11-1	ISFSI Area TLD Results (1995 – 2020)	45
Figure 11-2	Comparison of ISFSI Fence TLDs to Selected REMP TLDs	46
Figure 11-3	Sr-90 Concentration in Milk (1997 – 2020)	48
Figure 11-4	Annual Average Air Gross $\beta$ (1993 – 2020)	49
Figure 11-5	2020 Airborne Gross Beta	49
Figure 11-6	2015 Airborne Gross Beta	49
Figure 11-7	E-01 Results 1971 – 2020	56
Figure 11-8	Comparison of E-03 and E-20 Results 1971 – 2020	56
Figure 11-9	Comparison of E-01, E-02, E-03, and E-04 Results 1992 - 2020	57
Figure 11-10	E-03, E-31, and Background Site E-20 Results 1992 – 2020	58
Figure 13-1	Groundwater Monitoring Locations	62

## SUMMARY

The Annual Monitoring Report for the period from January 1, 2020, through December 31, 2020, is submitted in accordance with Point Beach Nuclear Plant (PBNP) Units 1 and 2, Technical Specification 5.6.2 and filed under Dockets 50-266 and 50-301 for Renewed Facility Operating Licenses DPR-24 and DPR-27, respectively. It also contains results of monitoring in support of the Independent Spent Fuel Storage Installation (ISFSI) Docket 72-005. The report presents the results of effluent and environmental monitoring programs, solid waste shipments, non-radioactive chemical releases, and circulating water system operation.

During 2020, the following Curies (Ci) of radioactive material were released via the liquid and atmospheric pathways:

	Liquid	Atmospheric
Tritium (Ci)	823	87.1
<sup>1</sup> Particulate (Ci)	0.0483	0.0000176
Noble Gas (Ci)	0.0289	0.885
C-14 <sup>2</sup>	0.0273	11.75

<sup>1</sup>Atmospheric particulate includes radioiodine (I-131 - I-133).

<sup>2</sup>Liquid is measured, atmospheric is calculated.

For the purpose of compliance with the effluent design objectives of Appendix I to 10 CFR 50, doses from effluents are calculated for the hypothetical maximally exposed individual (MEI) for each age group and compared to the Appendix I objectives. Doses less than or equal to the Appendix I values are considered to be evidence that PBNP releases are as low as reasonably achievable (ALARA) and comply with the EPA's limits in 40CFR190. The maximum annual calculated doses in millirem (mrem) or millirad (mrad) are shown below and compared to the corresponding design objectives of 10 CFR 50, Appendix I.

### LIQUID RELEASES

<u>Dose Category</u>	<u>Calculated Dose</u>	<u>Appendix I Dose</u>	<u>% Appendix I</u>
Whole body dose	0.00190 mrem	6 mrem	0.032
Organ dose	0.00201 mrem	20 mrem	0.010

### ATMOSPHERIC RELEASES

<u>Dose Category</u>	<u>Calculated Dose</u>	<u>Appendix I Dose</u>	<u>% Appendix I</u>
Particulate organ dose	0.0107 mrem	30 mrem	0.036
Noble gas beta air dose	0.0000466 mrad	40 mrad	0.00012
Noble gas gamma ray air dose	0.000109 mrad	20 mrad	0.00054
Noble gas dose to the skin	0.000153 mrem	30 mrem	0.00051
Noble gas dose to the whole body	0.000103 mrem	10 mrem	0.00103



The results show that during 2020, the doses from PBNP effluents were  $\leq 0.036\%$  of the Appendix I design objectives. This is higher than the 2019 result of 0.029%, but similar to the 2018 results of 0.039%. Therefore, operation of the PBNP radwaste treatment system continues to be ALARA.

A survey of land use with respect to the location of dairy cattle was made pursuant to Section 12.2.5 of the PBNP ODCM. As in previous years, no dairy cattle were found to be grazing at the site boundary. Therefore, the assumption that cattle graze at the site boundary used in the evaluation of doses from PBNP effluents remains conservative. Of the sixteen compass sectors around PBNP, six are over Lake Michigan. A land use census (LUC) of the remaining ten sectors over land identifies any changes in the closest garden, occupied dwelling, and dairy in each sector. The 2020 LUC results confirm the assumption that, for the purpose of calculating effluent doses, the maximally exposed person lives at the site boundary remains conservative.

The 2020 Radiological Environmental Monitoring Program (REMP) collected 741 individual samples for radiological analyses. Quarterly composites of weekly air particulate filters generated an additional 24 samples and quarterly composites of monthly lake water samples resulted in a further 14 samples. This yielded a total of 779 samples. The ambient radiation measurements in the vicinity of PBNP and the ISFSI were conducted using 148 sets of thermoluminescent dosimeters (TLDs).

Air monitoring from six different sites did not reveal any effect from Point Beach effluents.

Terrestrial monitoring consisting of soil, vegetation, and milk found no influence from PBNP. Similarly, samples from the aquatic environment, consisting of lake and well water, and fish revealed no buildup of PBNP radionuclides released in liquid effluents. Therefore, the data shows no environmental effect from plant operation.

No new dry storage units were added to the ISFSI in 2020. The total number is 50 dry storage casks: 16 ventilated, vertical storage casks (VSC-24) and 34 NUHOMS®, horizontally stacked storage modules. The subset of the PBNP REMP samples used to evaluate the environmental impact of the PBNP ISFSI showed no environmental impact from its operation.

The environmental monitoring conducted during 2020 confirmed that the effluent control program at PBNP ensured a minimal impact on the environment.

One-hundred-sixty-eight (168) samples were analyzed for tritium as part of the groundwater protection program (GWPP). These samples came from drinking water wells, monitoring wells, yard drain outfalls, yard manholes, surface water on site, the sump for the subsurface drainage system (SSD - located under the plant foundation), and four groundwater foundation integrity monitoring wells located in the facades. The results show no substantial change in tritium from previous years. No drinking water wells (depth >100 feet) have any detectable tritium that is statistically different than zero. Tritium continues to be confined to the upper soil layer where the flow is toward the lake. Groundwater samples from wells in the vicinity of the remediated, former earthen retention pond continue to show low levels of tritium. Gamma scans of groundwater samples originating within the power block found no plant related gamma emitters. Façade well samples had tritium results within the expected ranges ( $\sim 200$  pCi/L).

The results of GWPP monitoring indicate no significant change from previous years.

## **Part A**

### **EFFLUENT MONITORING**

#### **1.0 INTRODUCTION**

The PBNP effluent monitoring program is designed to comply with federal regulations for ensuring the safe operation of PBNP with respect to releases of radioactive material to the environment and its subsequent impact on the public. Pursuant to 10 CFR 50.34a, operations should be conducted to keep the levels of radioactive material in effluents to unrestricted areas as low as reasonably achievable (ALARA). In 10 CFR 50, Appendix I, the Nuclear Regulatory Commission (NRC) provides the numerical values for what it considers to be the appropriate ALARA design objectives to which the licensee's calculated effluent doses may be compared. These doses are a small fraction of the dose limits specified by 10 CFR 20.1301 and lower than the Environmental Protection Agency (EPA) limits specified in 40 CFR 190.

10 CFR 20.1302 directs PBNP to make the appropriate surveys of radioactive materials in effluents released to unrestricted and controlled areas. Liquid wastes are monitored by inline radiation monitors as well as by isotopic analyses of samples of the waste stream prior to discharge from PBNP. Airborne releases of radioactive wastes are monitored in a similar manner. The appropriate portions of the radwaste treatment systems are used as required to keep both liquid and atmospheric releases ALARA. Prior to release, results of isotopic analyses are used to adjust the release rate of discrete volumes of liquid and atmospheric wastes (from liquid waste holdup tanks and from gas decay tanks) such that the concentrations of radioactive material in the air and water beyond PBNP are below the PBNP Technical Specification concentration limits for liquid effluents and release rate limits for gaseous effluents.

Solid wastes are shipped offsite for disposal at NRC licensed facilities. The amount of radioactivity in the solid waste is determined prior to shipment in order to determine the proper shipping configuration as regulated by the Department of Transportation and the NRC.

10 CFR 72.210 grants a general license for an Independent Spent Fuel Storage Installation (ISFSI) to all nuclear power reactor sites operating under 10 CFR 50. The ISFSI annual reporting requirement pursuant to 10 CFR 72.44(d)(3) is no longer applicable (Reference: 64 FR 33178). Any release of radioactive materials from the operation of the ISFSI must comply with the limits of Part 20 and Part 50 Appendix I design objectives. The dose criteria for effluents and direct radiation specified by 10 CFR 72.104 states that during normal operations and anticipated occurrences, the annual dose equivalent to any real individual beyond the controlled area must not exceed 25 mrem to the whole body, 75 mrem to the thyroid, and 25 mrem to any other organ. The dose from naturally occurring radon and its decay products are exempt. Because the loading of the storage casks occurs within the primary auxiliary building of PBNP, the doses from effluents due to the loading process will be assessed and quantified as part of the PBNP Radiological Effluent Control Program.



## 2.0 RADIOACTIVE LIQUID RELEASES

The radioactive liquid release path to the environment is via the circulating water discharge. A liquid waste treatment system in conjunction with administrative controls is used to minimize the impact on the environment and maintain doses to the public ALARA from the liquid releases.

### 2.1 Doses From Liquid Effluent

Doses from liquid effluent are calculated using the methodology of the Offsite Dose Calculation Manual (ODCM). These calculated doses use parameters such as the amount of radioactive material released, the total volume of liquid, the total volume of dilution water, and usage factors (e.g., water and fish consumption, shoreline and swimming factors). These calculations produce a conservative estimation of the dose. For compliance with 10 CFR 50, Appendix I design objectives, the annual dose is calculated to the hypothetical maximally exposed individual (MEI). The MEI is assumed to reside at the site boundary in the highest  $\chi/Q$  sector and is maximized with respect to occupancy, food consumption, and other uses of this area. As such, the MEI represents an individual with reasonable deviations from the average for the general population in the vicinity of PBNP. A comparison of the calculated doses to the 10 CFR 50, Appendix I design objectives is presented in Table 2-1. The conservatively calculated dose to the MEI is a very small fraction of the Appendix I design objective.

**Table 2-1**  
**Comparison of 2020 Liquid Effluent Calculated Doses to**  
**10 CFR 50 Appendix I Design Objectives**

<b>Annual Limit [mrem]</b>	<b>Highest Total Calculated Dose [mrem]</b>	<b>% of Design Objective</b>
6 (whole body)	0.00190	0.032
20 (any organ)	0.00201	0.010

### 2.2 2020 Circulating Water Radionuclide Release Summary

Radioactive liquid releases via the circulating water discharge are summarized by individual source and total curies released on a monthly basis, semi-annual and annual totals (Table 2-2). These releases are composed of processed waste, wastewater effluent, and blowdown from Units 1 and 2. The wastewater effluent consists of liquid from turbine hall sumps, plant well house backwashes, sewage treatment plant effluent, water treatment plant backwashes, the Unit 1 and 2 facade sumps and the subsurface drainage system sump.

### 2.3 2020 Isotopic Composition of Circulating Water Discharges

The isotopic composition of circulating water discharges during the current reporting period is presented in Table 2-3. The noble gases released in liquids are reported with the airborne releases in Section 3.



The 2020 processed waste volume (Table 2-2) increased from 2019 (5.93E+05 gallons to 7.91E+05 gallons), which is consistent with water processing requirements during a two outage year. The total isotopic curie distribution of gamma emitters plus hard-to-detects from 2020 was 7.56E-02 Ci which is lower than what was observed in 2019 (9.61E-02 Ci). The total antimony in 2020 increased to 4.08E-03 Ci in comparison to 2019 (8.21E-04 Ci). By contrast, Zr-Nb decreased to 5.50E-04 Ci in 2020 when compared to the 1.04E-03 Ci observed in 2019. A change was noted in the observed tin isotopes Sn-113/117m, due to the discovery of a new effluent isotope Te-123m which shares a similar energy with Sn-117m. Tin isotopes (Sn-113/Sn-117m) totals decreased from 9.28E-04 Ci in 2019 to 6.72E-05 Ci in 2020, while subsequently the newly observed isotope Te-123m was documented at 7.41E-03 Ci in 2020. The 2020 C-14 decreased to 2.73E-02 Ci from the 2019 C-14 value of 3.40E-02 Ci. No Sr-89 or Sr-90 was discharged in 2020, while Sr-92 was observed in only one month at 2.45E-06 Ci. Tritium increased to 823 Ci in 2020 in comparison to 630 Ci in 2019.

## 2.4 Beach Drain System Releases Tritium Summary

Beach drain is the term used to describe the point at which the site yard drainage system empties onto the beach of Lake Michigan. These outfalls carry yard and roof drain runoff to the beach. The plant foundation has a subsurface drainage system (SSD) around the external base of the foundation. This SSD relieves hydrostatic pressure on the foundation by draining water away from the foundation. The drainage pipes empty out onto the beach. In 2014, the SSD outfalls, designated as S-12 and S-13, were added to the beach drain sampling program. Their quarterly results are presented with the other beach drains.

The quarterly results from the monthly beach drain and SSD samples are presented in Table 2-4. The total monthly flow is calculated assuming that the flow rate at the time of sampling persists for the whole month. In 2020, no tritium was observed at the effluent LLDs. Tritium found in the beach drains is not included in the effluent totals unless it can be shown to be the result of a spill or similar event. Because the source of beach drain tritium has been determined to be recapture, including beach drain tritium in the effluent totals would be double counting (NRC RIS 2008-03, Return/re-use of previously discharged radioactive effluents).

The principle source of water for the beach drains is the yard drain system. Yard drain water sources are rain and snow melt containing recaptured tritium. During the winter natural melting is the principle source. Additionally, various roof drains connect to the yard drain system. In addition to precipitation, the roof drains also carry condensate from various building AC units. A secondary source may be groundwater in leakage. This is evidenced by flow during periods of no precipitation. Because there are no external storage tanks or piping that carries radioactive liquids, the main source of radioactivity for this system is recapture/washout of airborne tritium discharges via the yard drain system. Because of these various recapture sources, the beach drains also are sampled as part of the groundwater monitoring program. These results and other groundwater monitoring results are presented in Part D of this Annual Monitoring Report.

**Table 2-2**  
**Summary of Circulating Water Discharge**  
January 1, 2020 through December 31, 2020

	Jan	Feb	Mar	Apr	May	Jun	Total Jan-Jun	Jul	Aug	Sep	Oct	Nov	Dec	Total July-Dec	Annual Total
<b>Total Activity Released (Ci)</b>															
Gamma Scan(+HTDs) <sup>1</sup>	4.00E-03	1.29E-02	1.05E-02	1.27E-02	9.52E-03	5.22E-03	5.49E-02	4.06E-03	3.63E-03	2.60E-03	3.84E-03	4.27E-03	2.35E-03	2.08E-02	7.56E-02
Gross Alpha	ND	ND	ND	ND	ND	ND	ND	ND	ND	ND	ND	ND	ND	ND	ND
Tritium	9.59E+01	1.03E+02	3.75E+01	8.82E+01	9.52E+00	8.36E+01	4.17E+02	1.16E+02	5.70E+01	1.10E+02	5.25E+01	5.72E+01	1.33E+01	4.06E+02	8.23E+02
Strontium (89/90/92)	ND	ND	ND	ND	ND	2.45E-06	2.45E-06	ND	ND	ND	ND	ND	ND	ND	2.45E-06
Noble Gases	1.37E-03	3.26E-03	5.73E-04	1.48E-03	0.00E+00	5.86E-04	7.27E-03	1.36E-03	2.52E-03	1.35E-02	1.99E-03	2.24E-03	7.56E-05	2.16E-02	2.89E-02
<b>Total Vol Released (gal)</b>															
Processed Waste	3.50E+04	6.77E+04	7.66E+04	1.41E+05	1.56E+04	3.22E+04	3.68E+05	4.89E+04	3.82E+04	7.73E+04	1.43E+05	9.63E+04	2.00E+04	4.24E+05	7.91E+05
Waste Water Effluent	4.21E+06	3.77E+06	9.31E+06	3.40E+06	3.71E+06	3.77E+06	2.82E+07	3.99E+06	4.00E+06	3.26E+06	3.06E+06	3.41E+06	3.65E+06	2.14E+07	4.95E+07
U1 SG Blowdown	2.79E+06	3.29E+06	3.57E+06	3.68E+06	3.90E+06	3.36E+06	2.06E+07	3.50E+06	3.83E+06	3.65E+06	1.16E+06	6.01E+06	6.12E+06	2.43E+07	4.49E+07
U2 SG Blowdown	2.64E+06	2.49E+06	1.17E+06	3.79E+06	3.12E+06	2.59E+06	1.58E+07	2.65E+06	2.77E+06	2.57E+06	2.70E+06	2.54E+06	2.65E+06	1.59E+07	3.17E+07
Total Gallons	9.67E+06	9.62E+06	1.41E+07	1.10E+07	1.07E+07	9.75E+06	6.49E+07	1.02E+07	1.06E+07	9.56E+06	7.07E+06	1.21E+07	1.24E+07	6.19E+07	1.27E+08
Total cc	3.66E+10	3.64E+10	5.35E+10	4.17E+10	4.07E+10	3.69E+10	2.46E+11	3.86E+10	4.02E+10	3.62E+10	2.68E+10	4.56E+10	4.71E+10	2.34E+11	4.80E+11
Dilution vol(cc) <sup>2</sup>	7.91E+13	7.40E+13	5.95E+13	1.12E+14	1.27E+14	1.23E+14	5.74E+14	1.27E+14	1.27E+14	1.23E+14	8.01E+13	1.21E+14	1.00E+14	6.77E+14	1.25E+15
<b>Avg diluted discharge conc (µCi/cc)</b>															
Gamma Scan (+HTDs) <sup>1</sup>	5.06E-11	1.75E-10	1.76E-10	1.13E-10	7.50E-11	4.25E-11		3.20E-11	2.86E-11	2.12E-11	4.80E-11	3.54E-11	2.35E-11		
Gross Alpha	ND	ND	ND	ND	ND	ND		ND	ND	ND	ND	ND	ND		
Tritium	1.21E-06	1.39E-06	6.30E-07	7.86E-07	7.50E-08	6.81E-07		9.13E-07	4.49E-07	8.93E-07	6.55E-07	4.74E-07	1.33E-07		
Strontium (89/90/92)	ND	ND	ND	ND	ND	2.00E-14		ND	ND	ND	ND	ND	ND		
Noble Gases	1.74E-11	4.40E-11	9.63E-12	1.31E-11	0.00E+00	4.77E-12		1.07E-11	1.99E-11	1.10E-10	2.49E-11	1.85E-11	7.56E-13		
<b>Max Batch Discharge Conc (µCi/cc)</b>															
Tritium	3.50E-05	3.41E-05	2.12E-05	3.17E-05	8.89E-06	2.79E-05		3.56E-05	3.68E-05	3.05E-05	2.16E-05	2.21E-05	1.58E-05		
Gamma Scan	2.32E-10	1.18E-09	3.66E-09	8.83E-09	4.58E-10	3.21E-10		2.10E-10	7.50E-11	1.28E-10	1.69E-09	3.76E-10	2.95E-10		

1 HTDs include Fe-55, C-14, Ni-63, and Tc-99. Does not include strontium which is totaled separately.

2 Circulating water discharge from both units.

ND: means that the radionuclide was not identified in any samples and all analyses were performed with instrumentation meeting the lower limit of detection as required by the PBNP Offsite Dose Calculation Manual.

NR: means No Release during that month



**Table 2-3**  
**Isotopic Composition of Circulating Water Discharges (Ci)**  
January, 2020 through December 31, 2020

							Total							Total	Annual
Nuclide	Jan	Feb	Mar	Apr	May	Jun	Jan-Jun	Jul	Aug	Sep	Oct	Nov	Dec	July-Dec	Total
H-3	9.59E+01	1.03E+02	3.75E+01	8.82E+01	9.52E+00	8.36E+01	4.17E+02	1.16E+02	5.70E+01	1.10E+02	5.25E+01	5.72E+01	1.33E+01	4.06E+02	8.23E+02
C-14	2.65E-03	1.08E-02	4.93E-03	1.65E-03	ND	6.09E-04	2.06E-02	1.31E-03	2.17E-03	1.17E-03	ND	1.75E-03	3.19E-04	6.72E-03	2.73E-02
F-18	1.03E-03	9.41E-04	1.14E-03	1.22E-03	1.25E-03	1.19E-03	6.78E-03	1.26E-03	1.18E-03	9.71E-04	5.03E-05	1.10E-03	1.58E-03	6.14E-03	1.29E-02
Cr-51	ND	ND	ND	1.16E-03	ND	ND	1.16E-03	ND	ND	ND	3.94E-04	1.87E-05	ND	4.13E-04	1.57E-03
Mn-54	ND	ND	ND	2.41E-05	ND	ND	2.41E-05	ND	ND	ND	ND	ND	ND	ND	2.41E-05
Fe-55	ND	ND	ND	ND	ND	ND	ND	ND	ND	ND	4.55E-04	ND	ND	4.55E-04	4.55E-04
Fe-59	ND	ND	ND	3.74E-05	ND	ND	3.74E-05	ND	ND	ND	7.21E-05	3.73E-06	ND	7.59E-05	1.13E-04
Co-57	ND	6.91E-06	2.69E-06	ND	ND	ND	9.60E-06	ND	ND	ND	ND	ND	ND	ND	9.60E-06
Co-58	1.47E-05	8.73E-05	7.57E-05	7.13E-04	2.44E-04	1.42E-04	1.28E-03	1.43E-04	2.61E-05	6.60E-06	7.64E-04	2.10E-04	1.69E-04	1.32E-03	2.59E-03
Co-60	9.84E-05	5.91E-04	3.16E-04	4.45E-04	2.68E-04	1.45E-04	1.86E-03	1.47E-04	7.17E-05	5.91E-05	4.50E-04	1.11E-04	7.27E-05	9.12E-04	2.78E-03
Ni-63	7.02E-05	5.12E-04	1.62E-03	2.87E-04	7.68E-03	3.04E-03	1.32E-02	6.29E-04	8.97E-05	ND	2.65E-04	2.11E-04	6.60E-05	1.26E-03	1.45E-02
Zn-65	ND	ND	ND	ND	ND	ND	ND	ND	ND	ND	ND	ND	ND	ND	ND
Se-75	ND	1.03E-05	8.00E-06	ND	2.64E-05	ND	4.47E-05	ND	ND	ND	ND	ND	ND	ND	4.47E-05
As-76	ND	ND	ND	4.06E-05	ND	ND	4.06E-05	ND	ND	ND	ND	2.98E-05	ND	2.98E-05	7.03E-05
Sr-90	ND	ND	ND	ND	ND	ND	ND	ND	ND	ND	ND	ND	ND	ND	ND
Sr-92	ND	ND	ND	ND	ND	2.45E-06	2.45E-06	ND	ND	ND	ND	ND	ND	ND	2.45E-06
Nb-95	ND	ND	ND	2.85E-04	ND	ND	2.85E-04	ND	ND	ND	4.92E-05	ND	ND	4.92E-05	3.34E-04
Nb-97	ND	ND	2.48E-06	6.95E-06	ND	ND	9.44E-06	ND	ND	ND	ND	ND	ND	ND	9.44E-06
Zr-95	ND	ND	ND	1.66E-04	ND	ND	1.66E-04	ND	ND	ND	4.07E-05	ND	ND	4.07E-05	2.06E-04
Zr-97	ND	ND	ND	ND	ND	ND	ND	ND	ND	ND	ND	ND	ND	ND	ND
Tc-99	1.29E-04	2.82E-05	1.16E-04	1.54E-04	7.09E-06	5.60E-05	4.90E-04	4.26E-04	1.32E-05	4.10E-05	6.50E-06	1.13E-05	6.90E-07	4.98E-04	9.88E-04
Ag-110m	ND	ND	ND	2.73E-05	1.30E-05	ND	4.03E-05	ND	ND	ND	ND	ND	ND	ND	4.03E-05
Sn-113	ND	ND	ND	3.25E-05	ND	ND	3.25E-05	ND	ND	ND	3.48E-05	ND	ND	3.48E-05	6.72E-05
Sn-117m	ND	ND	ND	ND	ND	ND	ND	ND	ND	ND	ND	ND	ND	ND	ND
Sb-122	ND	ND	ND	ND	ND	ND	ND	ND	ND	ND	ND	ND	ND	ND	ND
Sb-124	ND	ND	3.41E-05	1.68E-04	ND	1.59E-05	2.18E-04	ND	ND	ND	7.89E-06	ND	2.81E-05	3.60E-05	2.54E-04
Sb-125	ND	ND	1.55E-03	2.20E-03	ND	7.43E-06	3.76E-03	ND	ND	ND	ND	ND	7.19E-05	7.19E-05	3.83E-03
I-131	ND	ND	ND	ND	ND	ND	ND	ND	ND	ND	ND	ND	ND	ND	ND
I-132	ND	ND	ND	1.29E-05	ND	ND	1.29E-05	ND	ND	ND	2.82E-05	ND	ND	2.82E-05	4.12E-05
Te-123m	8.92E-06	ND	6.64E-04	4.09E-03	ND	ND	4.77E-03	1.41E-04	6.36E-05	3.46E-04	1.22E-03	8.28E-04	4.92E-05	2.65E-03	7.41E-03
Te-132	ND	ND	ND	ND	ND	ND	ND	ND	ND	ND	ND	ND	ND	ND	ND
Cs-136	ND	ND	ND	ND	ND	ND	ND	ND	ND	ND	ND	ND	ND	ND	ND
Cs-137	ND	4.23E-06	ND	ND	3.24E-05	5.51E-06	4.22E-05	3.21E-06	1.16E-05	6.30E-06	4.83E-06	2.52E-06	ND	2.84E-05	7.06E-05
Cs-138	ND	ND	ND	ND	ND	ND	ND	ND	ND	ND	ND	ND	ND	ND	ND
La-140	ND	ND	ND	ND	ND	ND	ND	ND	ND	ND	ND	ND	ND	ND	ND
Xe-131m	ND	ND	ND	ND	ND	ND	ND	ND	ND	ND	ND	ND	ND	ND	ND
Xe-133	1.35E-03	3.20E-03	5.73E-04	1.44E-03	ND	5.81E-04	7.15E-03	1.35E-03	2.43E-03	1.29E-02	1.99E-03	2.13E-03	7.34E-05	2.09E-02	2.81E-02
Xe-133m	ND	8.86E-06	ND	ND	ND	ND	8.86E-06	ND	3.51E-05	2.19E-04	ND	ND	ND	2.54E-04	2.63E-04
Xe-135	2.00E-05	4.56E-05	ND	3.17E-05	ND	5.13E-06	1.03E-04	6.01E-06	6.35E-05	3.17E-04	ND	1.06E-04	2.16E-06	4.95E-04	5.97E-04

ND: means that the radionuclide was not identified in any samples and all analyses were performed with instrumentation meeting the lower limit of detection as required by the PBNP Offsite Dose Calculation Manual.



**Table 2-4**  
**Beach and Subsoil System Drains - Tritium Summary**  
January 1, 2020 through December 31, 2020

	S-1	S-3	S-7	S-8	S-9	S-10	S-12	S-13
<b>1st Qtr</b>								
H-3 (Ci)	0.00E+00	0.00E+00	0.00E+00	0.00E+00	0.00E+00	0.00E+00	0.00E+00	0.00E+00
Flow (gal)	4.55E+05	1.08E+05	0.00E+00	0.00E+00	0.00E+00	0.00E+00	5.44E+04	0.00E+00
<b>2nd Qtr</b>								
H-3 (Ci)	0.00E+00	0.00E+00	0.00E+00	0.00E+00	0.00E+00	0.00E+00	0.00E+00	0.00E+00
Flow (gal)	6.07E+05	1.66E+05	0.00E+00	0.00E+00	0.00E+00	0.00E+00	1.04E+05	0.00E+00
<b>3rd Qtr</b>								
H-3 (Ci)	0.00E+00	0.00E+00	0.00E+00	0.00E+00	0.00E+00	0.00E+00	0.00E+00	0.00E+00
Flow (gal)	1.55E+05	1.18E+05	0.00E+00	0.00E+00	0.00E+00	0.00E+00	1.67E+04	0.00E+00
<b>4th Qtr</b>								
H-3 (Ci)	0.00E+00	0.00E+00	0.00E+00	0.00E+00	0.00E+00	0.00E+00	0.00E+00	0.00E+00
Flow (gal)	2.33E+05	6.62E+04	0.00E+00	0.00E+00	0.00E+00	0.00E+00	2.16E+04	0.00E+00

## 2.6 Land Application of Sewage Sludge and Wastewater

In 1988, pursuant to 10 CFR 20.302(a), Point Beach received NRC approval for the disposal of sewage sludge, which may contain trace amounts of radionuclides, by land application on acreage within the site. Land application of sewage sludge is regulated by the Wisconsin Department of Natural Resources. Point Beach has not land applied sewage sludge for over a decade. Therefore, Point Beach has not renewed its WI DNR permit to dispose of sewage sludge in this manner.

There were no sludge or equalization basin disposals by land application during 2020. All disposals from the PBNP sewage treatment plant (STP) were done at the Manitowoc Sewage Treatment Plant. A total of 97,000 gallons in 19 shipments were sent to Manitowoc. All sludge and equalization basin discharges were analyzed to environmental LLDs. Naturally occurring radionuclides such as Ra-226 and K-40 were present in all samples. For the shipments in 2020 the total Ra-226 and K-40 were 44.4 µCi and 52.5 µCi, respectively. Small concentrations of H-3 (not detectable – 894 pCi/L) were found in seventeen (17) of the shipments for a total of 121.0 µCi. Based on the daily flow at the Manitowoc plant, the H-3 discharge concentration would be on the order of 0.317 pCi/L or 63,000 times lower than the EPA drinking water limit of 20,000 pCi/L.

The STP H-3 is attributable to groundwater in-leakage at the STP lift station whose volume is known to increase after a heavy rain or snow melt event. The STP is in the groundwater flow path from the retention pond area and the lake. The STP H-3 concentrations are comparable to those found in the retention pond area monitoring wells.

## 2.7 Carbon-14

Carbon-14 (C-14) is a naturally occurring radionuclide. Nuclear weapons testing in the 1950s and 1960s significantly increased the amount of C-14 in the atmosphere. Small amounts of C-14 also are produced by nuclear reactors, but the amounts produced are less than C-14 produced by weapons testing or that occurs naturally. Based on information from the NRC obtained at industry sponsored workshops, Point Beach began evaluating C-14 liquid discharges in 2009, prior to the issuance of Regulatory Guide 1.21 [RG 1.21], Rev 2 in June of 2009. Point Beach continues to analyze batch liquid waste discharges for C-14 and reporting the results in the Annual Monitoring Report.

The NRC requested that all nuclear plants report C-14 emissions beginning with the 2010 monitoring reports. Pursuant to NRC guidance in RG 1.21(Rev 2), evaluation of C-14 in liquid wastes is not required because the quantity released via this pathway is much less than that contributed by gaseous emissions. However, as stated above, Point Beach began C-14 analyses and reporting prior to the issuance of RG 1.21 (Rev 2). RG 1.21 states that a radionuclide is a principal effluent component if it contributes greater than 1% of the Appendix I design objective dose compared to the other radionuclides in the effluent type, or, if it is greater than 1% of the activity of all radionuclides in the effluent type. In this case, C-14 is compared to other (non-tritium or noble gases) radionuclides discharged in liquids.

For 2020, the monthly and total C-14 ( $2.73\text{E-}02$  Ci) in liquid discharges is documented in Table 2-3. The 2020 amount of C-14 released makes up about 36% of the non-tritium radionuclides released in liquids ( $2.73\text{E-}02/7.56\text{E-}02$ ).

The liquid C-14 dose contribution is included in the doses calculated for the hypothetically, maximally exposed individual (Table 2-1). Under the parameters and pathways used for the dose calculations, the C-14 dose contribution to the infant age group ranges from 0.115 to 0.116% of the dose to the whole body and the applicable organs except for bone, for which C-14 contributes 7.87% of the total dose. For the remaining age groups, the C-14 contributes roughly 66.3% of the bone dose and 9 – 17.5% of the dose to the whole body and to other organs specified in RG 1.109.



### 3.0 RADIOACTIVE AIRBORNE RELEASES

The release paths to the environment contributing to radioactive airborne release totals during this reporting period were the auxiliary building vent stack, the drumming area vent stack, the letdown gas stripper, the Unit 1 containment purge stack, and the Unit 2 containment purge stack. A gaseous radioactive effluent treatment system in conjunction with administrative controls is used to minimize the impact on the environment from the airborne releases and maintain doses to the public ALARA.

#### 3.1 Doses from Airborne Effluent

Doses from airborne effluent are calculated for the maximum exposed individual (MEI) following the methodology contained in the PBNP ODCM. These calculated doses use parameters such as the amount of radioactive material released, the concentration at and beyond the site boundary, the average site weather conditions, and usage factors (e.g., breathing rates, food consumption). In addition to the MEI doses, the energy deposited in the air by noble gas beta particles and gamma rays is calculated and compared to the corresponding Appendix I design objectives. A comparison of the annual Appendix I design objectives for atmospheric effluents to the highest organ dose and the noble gas doses calculated using ODCM methodology is listed in Table 3-1. C-14 is not included in the Appendix I calculations because it is not an Appendix I radionuclide. The C-14 dose calculation has been required since 2010 (see Sections 3.4 through 3.6, below, for a more detailed description) and is treated separately. The comparison between airborne effluent doses with and without C-14 is shown in Table 3-4. The highest Appendix I dose is 1.07E-02 mrem for the child age group thyroid. Had C-14 been included, the child-bone dose would have been the highest at 2.43E-01 mrem. Even with the inclusion of C-14 the doses demonstrate that releases from PBNP to the atmosphere continue to be ALARA at 0.8% of the dose objective.

#### 3.2 Radioactive Airborne Release Summary

Radioactivity released in airborne effluents for 2020 is summarized in Table 3-2. The particulate total decreased from 3.90E-05 Ci in 2019 to 1.76E-05 Ci in 2020. Tritium increased in 2020 to 87.1 Ci from 70.1 Ci in 2019. Noble gases increased to 8.85E-01 Ci in 2020 from 5.41E-01 Ci in 2019.

#### 3.3 Isotopic Airborne Releases

The monthly isotopic airborne releases for 2020, from which the airborne doses were calculated, are presented in Table 3-3. Carbon-14 is not included in Table 3-3 because it was calculated and not measured. C-14 is discussed in the following sections.

As in previous years the outage impact of the isotopic mixture is demonstrated in the comparison of the non-outage particulate releases. During the outages in March and October, seven different particulates were identified in the airborne effluent. Most were released via the open hatch on the 66-foot elevation of containment. The convective flow through the open hatch during purge is unfiltered. Although the flow is into the façade, there are two circumferential gaps around the façade. It is assumed that the release into façade is transferred



to the outside and therefore is treated as a release to the environment. Four other particulate isotopes were identified in 2020, two of them being identified in a quarterly composite sample. As was stated in Section 3.2, the total particulate curies observed decreased in 2020 when compared to 2019.

### 3.4 Carbon-14

C-14 is a naturally occurring radionuclide. Nuclear weapons testing of the 1950s and 1960s significantly increased the amount of C-14 in the atmosphere. Small amounts of C-14 also are produced by nuclear reactors as neutrons interact with the dissolved oxygen and nitrogen in the primary coolant. However, the amount produced by nuclear reactors is much less than that produced by weapons testing or that occur naturally.

The NRC has requested that nuclear plants report C-14 emissions. C-14 is a hard-to-detect radionuclide. It is not a gamma emitter and must be chemically separated from the effluent stream before it can be measured. Because nuclear plants currently are not equipped to perform this type of sampling, RG 1.21 allows for calculating C-14 discharges based on fission rates.

The Electric Power Research Institute (EPRI) developed the methodology for calculating C-14 generation and releases for the nuclear industry. The results were published as Technical Report 1021106 (December 2010), "Estimation of Carbon-14 in Nuclear Power Plant Gaseous Effluents." In addition to neutron flux, the percent oxygen and nitrogen in the VCTs is used in the C-14 calculation as both gases contribute to the generation of C-14. Pursuant to NRC guidance (Regulatory Guide 1.21, Rev 2, p. 16, June 2009), most of the C-14 emissions from nuclear plant occur in the gaseous phase.

The Point Beach C-14 generation for 2020 was calculated using the EPRI guidance and the current core parameters resulting from the power uprate. The calculated amounts were 5.90 Ci for Unit 1 and 5.86 Ci for Unit 2 yielding a total of 11.75 Ci which is statistically the same as 2016 through 2019. The 2020 calculated total 11.75 Ci is roughly 430 times higher than the 2.73E-02 Ci of C-14 determined by analyses of composites from liquid waste batch discharges, steam generator blowdown, and other waste streams.

### 3.5 C-14 Airborne Effluent Dose Calculation

The dose from the airborne C-14 is dependent on its chemical form. The C-14 released to the atmosphere consists of both organic and inorganic species. Both the inorganic and organic C-14 contribute to the inhalation dose. Only the inorganic  $^{14}\text{CO}_2$  species contributes to the dose from the ingestion of photosynthetically incorporated C-14. The organic forms such as methane,  $\text{CH}_4$ , are not photosynthetically active. For PWRs such as PBNP most of the gaseous C-14 occurs as methane,  $^{14}\text{CH}_4$ , not as carbon dioxide,  $^{14}\text{CO}_2$ .

The amount of  $^{14}\text{CO}_2$  present in the PBNP airborne effluent has not been measured. However, such measurements have been made at a comparable PWR site similar to the PBNP design. The Ginna nuclear generating station is of similar design to PBNP. It is a Westinghouse 2-loop PWR of the same vintage

as PBNP and approximately the same power (prior to the PBNP power uprate). Measurements at Ginna for 18 months in 1980 - 1981 (Kunz, "Measurement of  $^{14}\text{C}$  Production and Discharge From the Ginna Nuclear Power Reactor," 1982) found that ten percent of the C-14 was discharged as  $^{14}\text{CO}_2$ . Therefore, 10% of the 11.75 Ci of the calculated C-14 for PBNP will be used in the ingestion dose calculations.

C-14 dose calculations were made using the dose factors and the methodology of Regulatory Guide 1.109. In 2018 the inhalation dose factors were updated to reflect a change in the  $\chi/Q$  value in the Point Beach ODCM Rev. 20. The inhalation dose was calculated using all forms of C-14. All forms of the C-14 are used because regardless of whether the C-14 is in the form of  $^{14}\text{CO}_2$  or an organic form, such as  $\text{CH}_4$ , both would be inhaled and contribute to a lung dose.

For the other existing pathways, milk, meat, and produce, the dose depends upon the amount incorporated into biomass consumed by cattle and people: forage for cattle and produce for humans. Incorporation only occurs via photosynthesis. Photosynthesis only incorporates  $^{14}\text{CO}_2$  and hence the use only of the 10% fraction of the total C-14 release for these pathways.

The airborne effluent C-14 dose calculations were made as described above. They were made for the MEI as explained in Section 2.1. This approach utilizes all the pathways that are applicable to a hypothetical person residing at the site boundary. Because C-14 is present as a gas, the pathways are milk, meat, and produce (vegetables, fruit, and grain) and the Regulatory Guide 1.109, Table E-5 usage factors applied to the calculation. As such, the resulting dose will be conservative in that the produce usage factor includes grain and fruit and these pathways do not exist in the vicinity of the point for which the C-14 doses are calculated. Furthermore, because leafy vegetables are included in the produce pathway, they are not used as a separate pathway because that would result in double accounting for leafy vegetable dose contribution.

Carbon-14 is not an Appendix I radionuclide. Therefore, airborne C-14 is not summed with the other airborne radioactive effluents for comparison of airborne effluent dose to the Appendix I dose objectives. However, the C-14 doses are presented and compared to the other radionuclide doses in Table 3-4.

### 3.6 C-14 Measurements

No C-14 measurements were made of PBNP airborne effluents. In 2010, C-14 was measured in crops grown on fields in the owner controlled area located in the highest  $\chi/Q$  sector at the site's south boundary. One field was leased for feed corn by a dairy south of the plant. That dairy is part of the REMP. In an adjacent field soybeans were grown by another farmer. These two crops were sampled in this sector and as well as in a background location about 17 miles SW of the plant. Based on the measurement error, there was no statistical difference between the results obtained on site in the highest  $\chi/Q$  sector as compared to the background site some 17 miles away (2013 AMR, Table 10-3). These results demonstrated that the dose from C-14 in Point Beach airborne effluents should not measurably increase the C-14 dose compared to that



received from naturally occurring C-14 in plants (1 mrem: NCRP Report 93, Ionizing Radiation Exposure of the Population of the United States, 1987, p.12).

**Table 3-1**  
**Comparison of 2020 Airborne Effluent Calculated Doses to 10 CFR 50 Appendix I Design Objectives**

Category	Annual Appendix I Design Objective	January-December Calculated Dose	Percent of Appendix I Design Objective
Particulate	30 mrem/organ	0.0107 mrem	0.036
Noble gas	40 mrad (beta air)	0.0000466 mrad	0.00012
Noble gas	20 mrad (gamma air)	0.000109 mrad	0.00054
Noble gas	30 mrem (skin)	0.000153 mrem	0.00051
Noble gas	10 mrem (whole body)	0.000103 mrem	0.00103

**Table 3-2**  
**Radioactive Airborne Effluent Release Summary**  
January 1, 2020 through December 31, 2020

	Jan	Feb	Mar	Apr	May	Jun	Total Jan-Jun	Jul	Aug	Sep	Oct	Nov	Dec	Total July-Dec	Annual Total
<b>Total Noble Gas (Ci)<sup>1</sup></b>	5.05E-02	4.65E-02	3.87E-02	4.18E-02	4.20E-02	4.24E-02	2.62E-01	4.42E-02	4.61E-02	7.17E-02	3.17E-01	7.12E-02	7.22E-02	6.23E-01	8.85E-01
<b>Total Radioiodines (Ci)<sup>2</sup></b>	ND	ND	ND	ND	ND	ND	ND	ND	ND	9.37E-06	4.42E-06	ND	ND	1.38E-05	1.38E-05
<b>Total Particulate (Ci)<sup>3</sup></b>	ND	ND	6.55E-07	ND	ND	ND	6.55E-07	9.37E-08	9.37E-08	1.01E-07	1.90E-06	6.21E-08	9.04E-07	3.16E-06	3.81E-06
Alpha (Ci)	ND	ND	ND	ND	ND	ND	ND	ND	ND	ND	ND	ND	ND	ND	ND
Strontium(Ci)	ND	ND	ND	ND	ND	ND	ND	ND	ND	ND	ND	ND	ND	ND	ND
All other beta + gamma (Ci)	ND	ND	6.55E-07	ND	ND	ND	6.55E-07	9.37E-08	9.37E-08	1.01E-07	1.90E-06	6.21E-08	9.04E-07	3.16E-06	3.81E-06
<b>Total Tritium (Ci)</b>	1.06E+01	8.44E+00	1.03E+01	6.08E+00	5.05E+00	3.01E+00	4.35E+01	6.23E+00	1.02E+01	5.23E+00	8.36E+00	7.39E+00	6.17E+00	4.36E+01	8.71E+01
<b>Max NG H'rly Rel.(Ci/sec)</b>	9.74E-08	5.20E-08	1.54E-07	3.88E-08	4.45E-08	4.22E-08		4.58E-08	5.09E-08	6.97E-07	2.99E-07	5.99E-08	5.50E-08		

<sup>1</sup> Total noble gas (airborne releases) and activation gas Ar-41. It does not include the activation gas F-18 because of its short T<sub>1/2</sub> and because it is not an Appendix I radionuclide.

<sup>2</sup> Airborne radioiodines only include I-131 and I-133. Although for dose calculations iodines are grouped with particulates, for this reporting table they are separated from the particulate group.

<sup>3</sup> Total Particulate is the sum of alpha, strontium, and others. It does not include radioiodines or C-14. C-14 was calculated for the year and no monthly values are available.

ND: means that the radionuclide was not identified in any samples and all analyses were performed with instrumentation meeting the lower limit of detection as required by the PBNP Offsite Dose Calculation Manual.



**TABLE 3-3**  
**Isotopic Composition of Airborne Releases**  
January 1, 2020 through December 31, 2020

	Jan	Feb	Mar	Apr	May	Jun	Total	Jul	Aug	Sep	Oct	Nov	Dec	Total	Annual
Nuclide	(Ci)	(Ci)	(Ci)	(Ci)	(Ci)	(Ci)	Jan-Jun	(Ci)	(Ci)	(Ci)	(Ci)	(Ci)	(Ci)	July-Dec	Total
H-3	1.06E+01	8.44E+00	1.03E+01	6.08E+00	5.05E+00	3.01E+00	4.35E+01	6.23E+00	1.02E+01	5.23E+00	8.36E+00	7.39E+00	6.17E+00	4.36E+01	8.71E+01
F-18	1.29E-06	ND	ND	1.00E-06	ND	ND	2.29E-06	ND	6.98E-09	ND	ND	ND	ND	6.98E-09	2.29E-06
Ar-41	4.43E-02	4.40E-02	3.40E-02	3.95E-02	3.91E-02	3.77E-02	2.39E-01	3.72E-02	3.54E-02	4.17E-02	3.41E-02	5.45E-02	5.72E-02	2.60E-01	4.99E-01
Kr-85	ND	ND	ND	ND	ND	ND	ND	ND	ND	ND	ND	ND	ND	ND	ND
Kr-85m	ND	ND	ND	ND	ND	ND	ND	ND	ND	ND	ND	ND	ND	ND	ND
Kr-87	ND	ND	ND	ND	ND	ND	ND	ND	ND	ND	ND	ND	ND	ND	ND
Kr-88	ND	ND	ND	ND	ND	ND	ND	ND	ND	ND	ND	ND	ND	ND	ND
Xe-131m	ND	ND	ND	ND	ND	ND	ND	ND	ND	3.18E-04	ND	ND	ND	3.18E-04	3.18E-04
Xe-133	6.20E-03	2.45E-03	4.70E-03	2.30E-03	2.92E-03	4.69E-03	2.33E-02	6.64E-03	9.98E-03	2.88E-02	2.76E-01	1.64E-02	1.50E-02	3.52E-01	3.76E-01
Xe-133m	ND	ND	ND	ND	ND	ND	ND	ND	ND	9.41E-05	ND	ND	ND	9.41E-05	9.41E-05
Xe-135	ND	ND	2.63E-06	ND	ND	ND	2.63E-06	3.54E-04	7.42E-04	7.24E-04	7.83E-03	2.67E-04	ND	9.91E-03	9.92E-03
Xe-135m	ND	ND	ND	ND	ND	ND	ND	ND	ND	ND	ND	ND	ND	ND	ND
Xe-138	ND	ND	ND	ND	ND	ND	ND	ND	ND	ND	ND	ND	ND	ND	ND
Na-24	ND	ND	ND	ND	ND	ND	ND	ND	ND	1.04E-08	ND	ND	ND	1.04E-08	1.04E-08
Cr-51	ND	ND	2.70E-07	ND	ND	ND	2.70E-07	ND	ND	ND	ND	ND	ND	ND	2.70E-07
Mn-54	ND	ND	ND	ND	ND	ND	ND	ND	ND	ND	3.38E-08	ND	ND	3.38E-08	3.38E-08
Fe-59	ND	ND	ND	ND	ND	ND	ND	ND	ND	ND	ND	ND	ND	ND	ND
Co-57	ND	ND	ND	ND	ND	ND	ND	ND	ND	ND	ND	ND	ND	ND	ND
Co-58	ND	ND	8.24E-08	ND	ND	ND	8.24E-08	ND	ND	ND	1.05E-06	ND	ND	1.05E-06	1.14E-06
Co-60	ND	ND	2.50E-07	ND	ND	ND	2.50E-07	ND	ND	ND	5.35E-07	ND	ND	5.35E-07	7.86E-07
Zn-65	ND	ND	ND	ND	ND	ND	ND	ND	ND	ND	ND	ND	ND	ND	ND
Nb-95	ND	ND	5.24E-08	ND	ND	ND	5.24E-08	ND	ND	ND	1.46E-07	ND	ND	1.46E-07	1.98E-07
Zr-95	ND	ND	ND	ND	ND	ND	ND	ND	ND	ND	ND	ND	ND	ND	ND
I-131	ND	ND	ND	ND	ND	ND	ND	ND	ND	ND	1.95E-06	ND	ND	1.95E-06	1.95E-06
I-132	ND	ND	ND	ND	ND	ND	ND	ND	ND	ND	ND	ND	ND	ND	ND
I-133	ND	ND	ND	ND	ND	ND	ND	ND	ND	9.37E-06	2.47E-06	ND	ND	1.18E-05	1.18E-05
Sb-124	ND	ND	ND	ND	ND	ND	ND	ND	ND	ND	ND	ND	ND	ND	ND
Sb-125	ND	ND	ND	ND	ND	ND	ND	ND	ND	ND	ND	ND	ND	ND	ND
Cs-137	ND	ND	ND	ND	ND	ND	ND	ND	ND	ND	ND	ND	ND	ND	ND
Fe-55	ND	ND	ND	ND	ND	ND	ND	ND	ND	ND	ND	ND	ND	ND	ND
Ni-63	ND	ND	ND	ND	ND	ND	ND	6.08E-08	6.08E-08	5.88E-08	1.35E-07	ND	ND	3.15E-07	3.15E-07
Tc-99	ND	ND	ND	ND	ND	ND	ND	3.29E-08	3.29E-08	3.18E-08	ND	ND	ND	9.75E-08	9.75E-08
Sr-89	ND	ND	ND	ND	ND	ND	ND	ND	ND	ND	ND	ND	ND	ND	ND
Sr-90	ND	ND	ND	ND	ND	ND	ND	ND	ND	ND	ND	ND	ND	ND	ND
Sn-113	ND	ND	ND	ND	ND	ND	ND	ND	ND	ND	ND	ND	ND	ND	ND
Sn-117m	ND	ND	ND	ND	ND	ND	ND	ND	ND	ND	ND	ND	ND	ND	ND
Br-82	ND	ND	ND	ND	ND	ND	ND	ND	ND	ND	ND	6.21E-08	9.04E-07	9.67E-07	9.67E-07

ND: means that the radionuclide was not identified in any samples and all analyses were performed with instrumentation meeting the lower limit of detection as required by the PBNP Offsite Dose Calculation Manual.

**Table 3-4**  
**Comparison of Airborne Effluent Doses (Appendix I and C-14)**

**2020 Appendix I (Airborne Particulate + Tritium) Dose (mrem)**

	Bone	Liver	T-WB	Thyroid	Kidney	Lung	GI-LLI	Skin
<b>Adult</b>	5.36E-06	6.87E-03	6.87E-03	6.89E-03	6.87E-03	6.87E-03	6.88E-03	4.39E-09
<b>Teen</b>	5.83E-06	7.57E-03	7.57E-03	7.59E-03	7.57E-03	7.57E-03	7.57E-03	4.39E-09
<b>Child</b>	9.13E-06	1.07E-02	1.07E-02	1.07E-02	1.07E-02	1.07E-02	1.07E-02	4.39E-09
<b>Infant</b>	5.23E-06	4.64E-03	4.64E-03	4.69E-03	4.64E-03	4.64E-03	4.64E-03	4.39E-09

<b>Ann.Limit</b>	3.00E+01
<b>% Ann Lim</b>	3.58E-02

**2020 Carbon-14 Dose (mrem)**

	Bone	Liver	T. Body	Thyroid	Kidney	Lungs	GI-LLI	Skin
<b>Adult</b>	6.76E-02	1.34E-02	1.34E-02	1.34E-02	1.34E-02	1.34E-02	1.34E-02	0.00E+00
<b>Teen</b>	1.06E-01	2.11E-02	2.11E-02	2.11E-02	2.11E-02	2.11E-02	2.11E-02	0.00E+00
<b>Child</b>	2.43E-01	4.85E-02	4.85E-02	4.85E-02	4.85E-02	4.85E-02	4.85E-02	0.00E+00
<b>Infant</b>	1.24E-01	2.64E-02	2.64E-02	2.64E-02	2.64E-02	2.64E-02	2.64E-02	0.00E+00

**2020 Total Airborne Non-Noble Gas Dose [Particulate + H-3 + C-14 (mrem)]**

	Bone	Liver	T-WB	Thyroid	Kidney	Lung	GI-LLI	Skin
<b>Adult</b>	6.76E-02	2.03E-02	2.03E-02	2.03E-02	2.03E-02	2.03E-02	2.03E-02	4.39E-09
<b>Teen</b>	1.06E-01	2.86E-02	2.86E-02	2.86E-02	2.86E-02	2.86E-02	2.86E-02	4.39E-09
<b>Child</b>	2.43E-01	5.92E-02	5.92E-02	5.93E-02	5.92E-02	5.92E-02	5.92E-02	4.39E-09
<b>Infant</b>	1.24E-01	3.10E-02	3.10E-02	3.11E-02	3.10E-02	3.10E-02	3.10E-02	4.39E-09

<b>Ann.Limit</b>	3.00E+01
<b>% Limit</b>	8.12E-01

The percent of limit is calculated using the highest total dose, the Child Age Group.



## 4.0 RADIOACTIVE SOLID WASTE SHIPMENTS

### 4.1 Types, Volumes, and Activity of Shipped Solid Waste

The following types, volumes, and activity of solid waste were shipped from PBNP for offsite disposal or burial during 2020. No Types C or D wastes were shipped. No irradiated fuel was shipped offsite. The volume, activity and type of waste are listed in Table 4-1.

**Table 4-1**  
**Quantities and Types of Waste Shipped from PBNP in 2020**

Type of Waste	Quantity	Activity
A. Spent resins, filter sludge, evaporator bottoms, etc.	5.9 m <sup>3</sup>	6.550 Ci
	207.4 ft <sup>3</sup>	
B. Dry compressible waste, contaminated equipment, etc	197.7 m <sup>3</sup>	0.524 Ci
	6980.0 ft <sup>3</sup>	
C. Irradiated components, control rods, etc.	0.00 m <sup>3</sup>	N/A Ci
	ft <sup>3</sup>	
D. Other	0.0 m <sup>3</sup>	N/A Ci

### 4.2 Solid Waste Disposition

There were four solid waste shipments from PBNP during 2020. The dates and destinations are shown in Table 4-2.

**Table 4-2**

2020 PBNP Radioactive Waste Shipments	
Date	Destination
03/25/20	Oak Ridge, TN
10/14/20	Oak Ridge, TN
10/23/20	Oak Ridge, TN
11/10/20	Clive, UT

### 4.3 Major Nuclide Composition (by Type of Waste)

The major radionuclide content of the 2020 solid waste was determined by gamma isotopic analysis and the application of scaling factors for certain indicator radionuclides based on the measured isotopic content of representative waste stream samples. The estimated isotopic content is presented in Table 4-3. Only those radionuclides with detectable activity are listed.

**Table 4-3**  
**2020 Estimated Solid Waste Major Radionuclide Composition**

<u>Type A</u>			<u>Type B</u>		
<u>Nuclide</u>	<u>Activity (mCi)</u>	<u>Percent Abundance</u>	<u>Nuclide</u>	<u>Activity (mCi)</u>	<u>Percent Abundance</u>
Total Activity	6.54E+03	100.00%	Total Activity	5.25E+02	100.00%
Ni-63	4.20E+03	64.22%	Co-60	2.31E+02	43.90%
Co-60	1.32E+03	20.18%	Cr-51	7.60E+01	14.47%
C-14	2.42E+02	3.70%	Fe-55	6.68E+01	12.72%
Sb-125	2.32E+02	3.55%	Co-58	3.24E+01	6.18%
Fe-55	1.64E+02	2.51%	Nb-95	2.70E+01	5.14%
H-3	1.56E+02	2.39%	Mn-54	2.34E+01	4.45%
Cs-137	6.14E+01	0.94%	Ni-63	2.09E+01	3.99%
Co-58	5.84E+01	0.89%	Zr-95	1.25E+01	2.37%
Ni-59	4.40E+01	0.67%	Ag-110m	9.81E+00	1.87%
Co-57	2.39E+01	0.37%	Sn-117m	8.02E+00	1.53%
Mn-54	1.89E+01	0.29%	Sb-125	5.11E+00	0.97%
Ag-110m	1.11E+01	0.17%	Sb-124	3.39E+00	0.65%
Ce-144	5.14E+00	0.08%	Sn-113	3.19E+00	0.61%
Sr-90	1.19E+00	0.02%	H-3	1.47E+00	0.28%
Tc-99	9.81E-01	0.02%	Te-123m	1.00E+00	0.19%
Pu-241	4.62E-01	0.01%	Ce-144	8.29E-01	0.16%
Am-241	2.41E-01	0.00%	Co-57	7.97E-01	0.15%
Pu-238	6.16E-02	0.00%	Pu-241	6.74E-01	0.13%
Cm-243	4.91E-02	0.00%	Nb-94	4.00E-01	0.08%
Pu-239	4.17E-02	0.00%	Tc-99	3.08E-01	0.06%
Cm-242	3.72E-02	0.00%	Cs-137	2.97E-01	0.06%
			Ni-59	1.91E-01	0.04%
			Sr-90	2.59E-02	0.00%
			Am-241	2.53E-02	0.00%
			C-14	2.00E-02	0.00%
			Pu-238	6.97E-03	0.00%
			Pu-239	6.72E-03	0.00%
			Cm-243	4.15E-03	0.00%
			Cm-242	2.73E-03	0.00%



## 5.0 NONRADIOACTIVE CHEMICAL RELEASES

### 5.1 Scheduled Chemical Waste Releases

Scheduled chemical waste releases to the circulating water system from January 1, 2020, to June 30, 2020, included  $1.04\text{E}+04$  gallons of neutralized wastewater. The wastewater contained 1.2 lbs. of suspended solids and 396.0 lbs. of dissolved solids.

There were no scheduled chemical releases of neutralized wastewater to the circulating water system from July 1, 2020, to December 31, 2020.

Scheduled chemical waste releases are based on the average analytical results obtained from sampling a representative number of neutralizing tanks.

### 5.2 Miscellaneous Chemical Waste Releases

Miscellaneous chemical waste releases from the wastewater effluent (based on effluent analyses) to the circulating water for January 1, 2020, to June 30, 2020, included  $2.32\text{E}+07$  gallons of clarified effluent. The wastewater contained  $3.63\text{E}+03$  lbs. of suspended solids.

Miscellaneous chemical waste releases from the wastewater effluent (based on effluent analyses) to the circulating water for July 1, 2020, to December 31, 2020, included  $2.17\text{E}+07$  gallons of clarified effluent. The wastewater contained  $3.36\text{E}+03$  lbs. of suspended solids.

Miscellaneous chemical waste released directly to the circulating water, based on amount of chemicals used from January 1, 2020, to June 30, 2020, included  $6.43\text{E}+05$  lbs. of sodium bisulfite solution ( $2.44\text{E}+05$  lbs. sodium bisulfite),  $6.71\text{E}+05$  lbs. of Sodium Hypochlorite Solution ( $8.39\text{E}+04$  lbs. sodium hypochlorite),  $2.14\text{E}+04$  lbs. Acti-Brom 1338 ( $9.61\text{E}+03$  lbs. sodium bromide),  $6.67\text{E}+03$  lbs. of biode detergent, and  $4.20\text{E}+04$  lbs. of silt dispersant.

Miscellaneous chemical waste released directly to the circulating water, based on amount of chemicals used from July 1, 2020, to December 31, 2020, included  $7.71\text{E}+05$  lbs. of sodium bisulfite solution ( $2.93\text{E}+05$  lbs. sodium bisulfite),  $7.42\text{E}+05$  lbs. Sodium Hypochlorite Solution ( $9.27\text{E}+04$  lbs. sodium hypochlorite),  $1.80\text{E}+04$  lbs. Acti-Brom 1338 ( $8.10\text{E}+03$  lbs. sodium bromide),  $4.89\text{E}+03$  lbs. of biode detergent, and  $5.52\text{E}+04$  lbs. of silt dispersant.

## 6.0 CIRCULATING WATER SYSTEM OPERATION

The circulating water system operation during this reporting period for periods of plant operation is described in Table 6-1.

**Table 6-1**  
**Circulating Water System Operation for 2020**

	UNIT	JAN	FEB	MAR**	APR**	MAY	JUN
Average Volume Cooling	1	346.7	348.5	362.3	490.5	551.5	551.5
Water Discharge [million gal/day]*	2	346.7	348.5	167.8	521.1	552.9	552.9
Average Cooling Water	1	39	39	38	43	48	51
Intake Temperature [°F]	2	40	40	38	44	48	52
Average Cooling Water	1	71	70	69	66	67	70
Discharge Temperature [°F]	2	71	71	63	58	65	69
Average Ambient Lake Temperature [°F]		34	35	37	41	45	48

\* For days with cooling water discharge flow.

\*\* U2 outage 3/15/2020 – 4/02/2020

**Table 6-1(continued)**  
**Circulating Water System Operation for 2020**

	UNIT	JUL	AUG	SEP	OCT***	NOV	DEC
Average Volume Cooling*	1	551.5	551.5	551.5	124.6	538.0	437.9
Water Discharge [million gal/day]	2	552.9	552.9	552.9	577.5	552.1	437.4
Average Cooling Water	1	61	60	55	49	45	40
Intake Temperature [°F]	2	61	60	55	49	45	40
Average Cooling Water	1	80	79	74	56	63	66
Discharge Temperature [°F]	2	78	78	72	65	63	66
Average Ambient Lake Temperature [°F]		54	56	54	47	43	38

\* For days with cooling water discharge flow.

\*\*\* U1 outage 10/4/2020-10/25/2020



## **Part B**

### **Miscellaneous Reporting Requirements**

#### **7.0 ADDITIONAL REPORTING REQUIREMENTS**

##### **7.1 Revisions to the PBNP Effluent and Environmental Programs**

The ODCM (attached) was revised twice in 2020. Revision 22 was issued on 5/18/2020 and Revision 23 was issued on 12/16/2020.

Revision 22 ODCM changes included updating the location of the E-06 Lake Water sample to allow for flexibility due to shoreline access. Updating the name of the control location (E-20) to Holy Family College due to a name change. Removing the Blowdown Evaporator from Figure 4-1 (EC 283847). Removing a reference to TS 5.6.3 as it was deleted as part of the implementation of Improved Standard Tech Specs. Other editorial enhancements to allow for streamlined records submittal and correction FSAR section references.

The Radiological Environmental Monitoring Program (REMP) requirements were updated to reflect identified programmatic reductions to sample type, sample frequency, and sample locations. NUREG 1301 was used to guide the type and quantity of sample locations required. Regulatory Guide 4.1 Revision 2 was used in a similar fashion to allow for changes to the sampling and analyses program to be made based on operational experience. The program history and sample analysis data was reviewed as part of the evaluation and as justification for the changes. Environmental data from 1975-Present day was reviewed as part of the effectiveness reduction review. Additionally, Annual Monitoring Report environmental assessments were reviewed from approximately 1995-2019. Reporting requirements changed over the course of time and these changes were taken into account when reviewing the historical data for any discernable environmental impact.

Based on an assessment that included a review of applicable guidance from the NRC, historical environmental data, and Annual Monitoring Report Environmental assessments it was determined that there will not be a reduction in effectiveness of the Point Beach REMP with the changes that were implemented in this revision. The specific programmatic changes are discussed in Section 9.5 of this report.

Revision 23 ODCM changes included updates to a figure that shows the liquid flow paths. The updated figure includes cleaned up lines to and from the various tanks, added flow path alignments that occur during refueling outages and updated a typo on one of the systems. Other updates included adding a note to about performing compensatory samples, updating five typos for Sr-90 values for Adult/Teen GI-LLI, and updating the E-20 control location name due to another change in ownership.

A new section was added to the ODCM in Revision 23 to capture the performance of the Land Use Census at Point Beach. As well, Te-123m was added as an isotope to the ODCM and the Liquid Dose Factors were added to Appendix K along with the addition of the reference documents that were used for calculations of Te-123m.

## 7.2 Interlaboratory Comparison Program

ATI Environmental, Inc, Midwest Laboratory, the analytical laboratory contracted to perform the radioanalyses of the PBNP environmental samples, participated in the several interlaboratory comparison studies including those administered by Environmental Resources Associates (ERA) during 2020. The results of these comparisons can be found in Appendix A of the attached final report for 2020, January – December 2020 from ATI Environmental Inc.

## 7.3 Special Circumstances

No special circumstances to report regarding operation of the explosive gas monitor for the waste gas holdup system was needed during 2020.



## Part C

# RADIOLOGICAL ENVIRONMENTAL MONITORING

### 8.0 INTRODUCTION

The objective of the PBNP Radiological Environmental Monitoring Program (REMP) is to determine whether the operation of PBNP or the ISFSI has radiologically impacted the environment. To accomplish this, the REMP collects and analyzes air, water, milk, soil, vegetation (grasses and weeds), and fish samples for radionuclides and uses thermoluminescent dosimeters (TLDs) to determine the ambient radiation background. The analyses of the various environmental media provide data on measurable levels of radiation and radioactive materials in the principal pathways of environmental exposure. These measurements also serve as a check of the efficacy of PBNP effluent controls.

The REMP fulfills the requirements of 10 CFR 20.1302, PBNP General Design Criterion (GDC) 17, GDC 64 of Appendix A to 10 CFR 50, and Sections IV.B.2 and IV.B.3 of Appendix I to 10 CFR 50 for the operation of the plant. A subset of the PBNP REMP samples, consisting of air, soil and vegetation also fulfills 10 CFR 72.44(d)(2) for operation of the ISFSI. Additionally, TLDs provide the means to measure changes in the ambient environmental radiation levels at sites near the ISFSI and at the PBNP site boundary to ensure that radiation levels from the ISFSI are maintained within the dose limits of 10 CFR 72.104. Because the ISFSI is within the PBNP site boundary, radiation doses from PBNP and the ISFSI, combined, must be used to assess compliance with 10 CFR 72.122 and 40 CFR 190. Therefore, radiological environmental monitoring for the ISFSI is provided by selected sampling sites, which are part of the PBNP REMP.

For the aquatic environment, the samples include water as well as the biological integrators, such as fish. Because of their migratory behavior, fish are wide area integrators. Grab samples of lake water provide a snapshot of radionuclide concentrations at the time the sample is taken; whereas analysis of fish yield concentrations integrated over time.

The air-grass-cow-milk exposure pathway unites the terrestrial and atmospheric environments. This pathway is important because of the many dairy farms around PBNP. Therefore, the REMP includes samples of air, general grasses, and milk from the PBNP environs. An annual land use survey is made to determine whether the assumptions on the location of dairy cattle remain conservative with respect to dose calculations for PBNP effluents. The dose calculations assume that the dairy cattle are located at the south site boundary, the highest depositional sector. In addition, soil samples are collected and analyzed in order to monitor the potential for long-term buildup of radionuclides in the vicinity of PBNP.

For the measurement of ambient environmental radiation levels that may be affected by direct radiation from PBNP or by noble gas effluents, the REMP employs a series of TLDs situated around PBNP and the ISFSI.

## 9.0 PROGRAM DESCRIPTION

### 9.1 Results Reporting Convention

The vendor used by PBNP to analyze the environmental samples is directed to report analysis results as measured by a detector, which can meet the required lower limit of detection (LLD) as specified in Table 12-1 of the ODCM for each sample. The report provided by the vendor (see Appendix 1) contains values, which can be either negative, positive or zero plus/minus the two sigma counting uncertainty, which provides the 95% confidence level for the measured value.

The LLD is an *a priori* concentration value that specifies the performance capability of the counting system used in the analyses of the REMP samples. The parameters for the *a priori* LLD are chosen such that only a five percent chance exists of falsely concluding a specific radionuclide is present when it is not present at the specified LLD. Based on detector efficiency and average background activity, the time needed to count the sample in order to achieve the desired LLD depends upon the sample size. Hence, the desired LLD may be achieved by adjusting various parameters. When a suite of radionuclides are required to be quantified in an environmental sample such as lake water, the count time used is that required to achieve the LLD for the radionuclide with the longest counting time. Therefore, in fulfilling the requirement for the most difficult to achieve radionuclide LLD, the probability of detecting the other radionuclides is increased because the counting time used is longer than that required to achieve the remaining radionuclide LLDs.

The REMP results in this report are reported as averages of the measurements made throughout the calendar year plus/minus the associated standard deviation. If all net sample concentrations are equal to or less than zero, the result is reported as "Not Detectable" (ND), indicating no detectable level of activity present in the sample. If any of the net sample concentrations indicate a positive result statistically greater than zero, all of the data reported are used to generate the reported statistics. Because of the statistical nature of radioactive decay, when the radionuclide of interest is not present in the sample, negative and positive results centered about zero will be seen. Excluding validly measured concentrations, whether negative or as small positive values below the LLD, artificially inflates the calculated average value. Therefore, all generated data are used to calculate the statistical values (i.e., average, standard deviation) presented in this report. The calculated average may be a negative number.

As mentioned above, radioactive decay is a statistical process which has an inherent uncertainty in the analytical result. No two measurements will yield exactly the same result. However, the results are considered equal if the results fall within a certain range based upon the statistical parameters involved in the process. The REMP analytical results are reported at the 95% confidence limit in which the true result may be two standard deviations above or below the reported result. This means that there is only a 5% chance of concluding that the identified radioactive atom is not there when it really is present in the sample. A false positive is an analytical result which statistically shows that the radionuclide is present in the sample when it really is not there. Typically, if the 95% confidence interval for a positive does not include zero, the radionuclide is



considered to be present. For example, the result is reported as  $100 \pm 90$ . One hundred minus 90 yields a positive result and therefore may be considered to be present. However, this may be a false positive. If the radionuclide was not in the plant effluent, this result would fall into that category which 5% of the time it is falsely concluded that the radionuclide is present when in actuality it is not. This usually happens at low concentrations at or near the LLD where fluctuations in the background during the counting process skew the results to produce a positive result.

In interpreting the data, effects due to the plant must be distinguished from those due to other sources. A key interpretive aid in assessment of these effects is the design of the PBNP REMP, which is based upon the indicator-control concept. Most types of samples are collected at both indicator locations and at control locations. A plant effect would be indicated if the radiation level at an indicator location was significantly larger than that at the control location. The difference would have to be greater than could be accounted for by typical fluctuation in radiation levels arising from other sources.

## 9.2 Sampling Parameters

Samples are collected and analyzed at the frequency indicated in Table 9-1 from the locations described in Table 9-2 and shown in Figures 9-1, 9-2 and 9-3. (The latter two figures show sampling locations not shown in preceding figures due to space limitations. The location of the former retention pond, retired and remediated to NRC unrestricted access criteria, is indicated in Figure 9-3). The list of PBNP REMP sampling sites used to determine environmental impact around the ISFSI is found in Table 9-3. The minimum acceptable sample size is found in Table 9-4. In addition, Table 9-1 indicates the collection and analysis frequency of the ISFSI fence TLDs.

## 9.3 Deviations from Required Collection Frequency

Deviations from the collection frequency given in Table 9-1 are allowed because of hazardous conditions, automatic sampler malfunction, seasonal unavailability, and other legitimate reasons (Section 12.2.2.e of the ODCM). Table 9-5 lists the deviations from the scheduled sampling frequency that occurred during the reporting period.

## 9.4 Assistance to the State of Wisconsin

The Radiation Protection Unit of the Wisconsin Department of Health and Family Services maintains a radiological environmental monitoring program to confirm the results from the PBNP REMP. As a courtesy to the State of Wisconsin, PBNP personnel collect certain environmental samples (Table 9-6) for the State from sites that are near PBNP sampling sites, or are co-located.

## 9.5 Program Modifications

Modifications to the Radiological Environmental Monitoring Program (REMP) were implemented in Revision 22 of the ODCM. These changes included the documentation of an adjustment to the lake water and shoreline sediment sample location at E-06, Point Beach State Park. The E-06 location was adjusted north approximately 600 feet within the State Park (closer to Point Beach) due to high lake levels during the summer of 2019 that caused beach erosion and created unsafe access to this sample location.

In Revision 22, the ODCM was updated to reflect identified programmatic reductions to sample type, sample frequency, and sample locations. NUREG 1301 was used to guide the type and quantity of sample locations required. Regulatory Guide 4.1 Revision 2 was used in a similar fashion to allow for changes to the sampling and analyses program to be made based on operational experience. The program history and sample analysis data was reviewed as part of the evaluation and as justification for the changes. Environmental data from 1975-Present day was reviewed as part of the effectiveness reduction review. Additionally, Annual Monitoring Report environmental assessments were reviewed from approximately 1995-2019. Reporting requirements changed over the course of time and these changes were taken into account when reviewing the historical data for any discernable environmental impact.

Based on a site documented review of applicable guidance from the NRC, historical environmental data, and Annual Monitoring Report Environmental assessments it was determined that there would not be a reduction in effectiveness of the Point Beach REMF if the following sample frequencies/locations were to be reduced or eliminated from the REMF:

- Algae was removed from the program. This was not a required sample location per NUREG 1301, and impacts to the aquatic environment continue to be monitored via lake water, fish, and shoreline sediment.
- Vegetation (crops) were removed from the program. In 2020, the majority of the farmland that was used for REMF crops was converted to the NextEra Energy Point Beach Solar Project. The farmland in this area is not irrigated with Lake Michigan water where the Point Beach liquid waste is discharged, therefore this is not a required sample per NUREG 1301.
- Soil was reduced by two sampling locations (E-08 and E-09). This is not a required sample type in NUREG 1301, but was kept for continuity with The Wisconsin Department of Health - Radiation Protection Section Environmental monitoring program.
- Shoreline sediment was reduced by two sampling locations (E-12 and E-33). E-12 location is no longer a representative sample point due to riprap installation along the shore and location E-33 is no longer monitored due to the decommissioning of Kewaunee Power Station (KPS).



- Lake water was reduced by one sampling location (E-33) because of the decommissioning of Kewaunee Power Station (KPS). Based on conversations with personnel at KPS, no additional liquid discharges are planned at the station for the foreseeable future.
- Vegetation (grasses and weeds) was reduced by two sampling locations (E-08 and E-09) and the frequency decreased to two times per year. Point Beach maintains vegetation sampling along with monthly milk sampling to ensure program continuity in case a dairy farm were to cease operation.
- Due to the discontinuation of shoreline sediment and lake water sampling at E-33 Kewaunee Power Station, the location was removed from the program effective June 2020.

In Revision 22 and then subsequently in Revision 23 the control location E-20 went through several a name changes from Silver Lake College to Holy Family College and is now the Holy Family Convent Property.

**Table 9-1  
PBNP REMP Sample Analysis and Frequency**

<b>Sample Type</b>	<b>Sample Codes</b>	<b>Analyses</b>	<b>Frequency</b>
Environmental Radiation Exposure	E-01, -02, -03, -04, -05 -06, -07, -08, -09, -12 -14, -15, -16B, -17, -18, 20, -22, -23, -24, -25, -26B, -27, -28 -29, -30, 31, -32, -38, -39, -41, -42, -43, -44 -TC	TLD	Quarterly
Vegetation	E-01, -02, -03, -04, -06, -20,	Gross Beta Gamma Isotopic Analysis	2x/yr as available
Fish	E-13	Gross Beta Gamma Isotopic Analysis (Analysis of edible portions only)	Quarterly as available
Well Water	E-10	Gross Beta, H-3 Sr-89, 90, I-131 Gamma Isotopic Analysis	Quarterly
Lake Water	E-01, -05, -06, -33*	Gross Beta, Sr-89/90, H-3  I-131 Gamma Isotopic Analysis	Monthly / Quarterly composite of monthly collections Monthly Monthly
Milk	E-11, -40, -21	Sr-89, 90 I-131 Gamma Isotopic Analysis	Monthly
Air Filters	E-01, -02, -03, -04, -08, -20	Gross Beta I-131 Gamma Isotopic Analysis	Weekly (particulate) Weekly (charcoal) Quarterly (on composite particulate filters)
Soil	E-01, -02, -03, -04, -06, -20	Gross Beta Gamma Isotopic Analysis	1x/yr
Shoreline Sediment	E-01, -05, -06	Gross Beta Gamma Isotopic Analysis	1x/yr
ISFSI Ambient Radiation Exposure	North, East, South, West Fence Sections	TLD	Quarterly

\*Lake water sampling at E-33 ceased after May 2020.



**Table 9-2**  
**PBNP REMP Sampling Locations**

Location Code	Location Description
E-01	Primary Meteorological Tower South of the Plant
E-02	Site Boundary Control Center - East Side of Building
E-03	Tapawingo Road, about 0.4 Miles West of Lakeshore Road
E-04	North Boundary
E-05	Two Creeks Park
E-06	Point Beach State Park - Coast Guard Station; TLD located South of the Lighthouse on Telephone pole
E-07	WPSC Substation on County V, about 0.5 Miles West of Hwy 42
E-08	G.J. Francar Property at Southeast Corner of the Intersection of Cty. B and Zander Road
E-09	Nature Conservancy
E-10	PBNP Site Well
E-11	Dairy Farm about 3.75 Miles West of Site
E-12	Discharge Flume/Pier
E-13	Pumphouse
E-14	South Boundary, about 0.2 miles East of Site Boundary Control Center
E-15	Southwest Corner of Site
E-16B	WSW, Hwy 42, a residence about 0.25 miles North of Nuclear Road
E-17	North of Mishicot, Cty. B and Assman Road, Northeast Corner of Intersection
E-18	Northwest of Two Creeks at Zander and Tannery Roads
E-20	Reference Location, 17 miles Southwest, at Holy Family Convent Property
E-21	Local Dairy Farm just South of Site on Lakeshore and Irish Roads
E-22	West Side of Hwy 42, about 0.25 miles North of Johaneck Road
E-23	Greenfield Lane, about 4.5 Miles South of Site, 0.5 Miles East of Hwy 42
E-24	North Side of County Rt. V, near intersection of Saxonburg Road
E-25	South Side of County Rt. BB, about 0.5 miles West of Norman Road
E-26B	804 Tapawingo Road, about 0.4 miles East of Cty. B, North Side of Road
E-27	Intersection of Saxonburg and Nuclear Roads, Southwest Corner, about 4 Miles WSW
E-28	TLD site on western most pole between the 2 <sup>nd</sup> and 3 <sup>rd</sup> parking lots.
E-29	Area of North Meteorological Tower.
E-30	NE corner at Intersection of Tapawingo and Lakeshore Roads.
E-31	On utility pole North side of Tapawingo Road closest to the gate at the West property line.
E-32	On a conduit/pole located near the junction of property lines, about 500 feet east of the west gate in line with first designated treeline on Tapawingo Road and about 1200 feet south of Tapawingo Road. The location is almost under the power lines between the blue and gray transmission towers. (The conduit/pole is about 6 feet high).
E-33*	Lake Michigan shoreline accessed from the SE corner of KNPP parking lot. Sample South of creek. *Sample location discontinued in June 2020 (Revision 22 of the ODCM).
E-38	Tree located at the West end of the area previously containing the Retention Pond.
E-39	Tree located at the East end of the area previously containing the Retention Pond.
E-40	Local Dairy Farm, W side of Hwy 42, about 1.8 miles north of the Nuclear Rd intersection
E-41	NW corner of Woodside and Nuclear Rds (Kewaunee County)
E-42	NW corner of Church and Division, East of Mishicot
E-43	West side of Tannery Rd south of Elmwood (7th utility pole south of Elmwood)
E-44	Utility Pole N Side of Tapawingo Rd near house at 5011
E-TC	Transportation Control; Reserved for TLDs

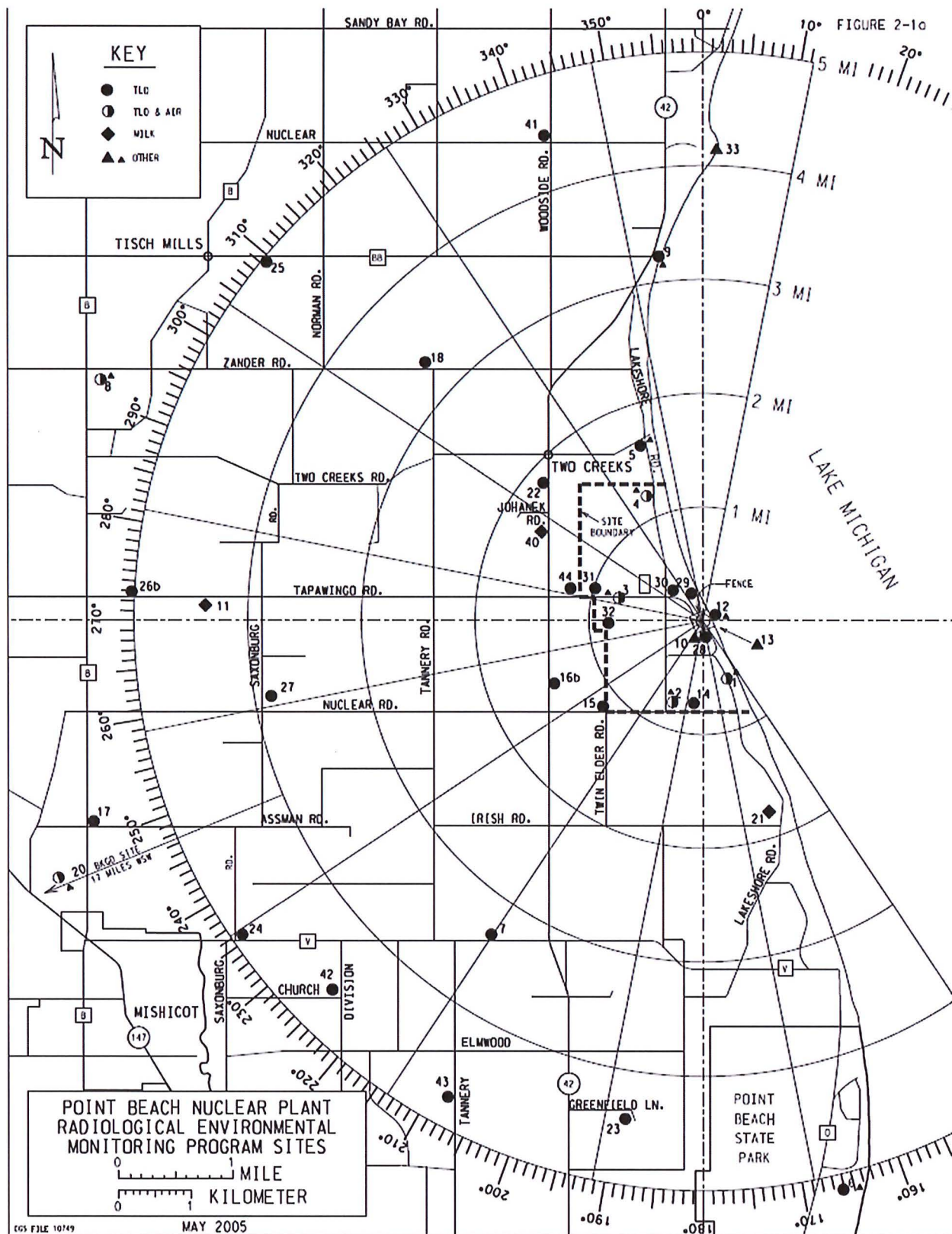
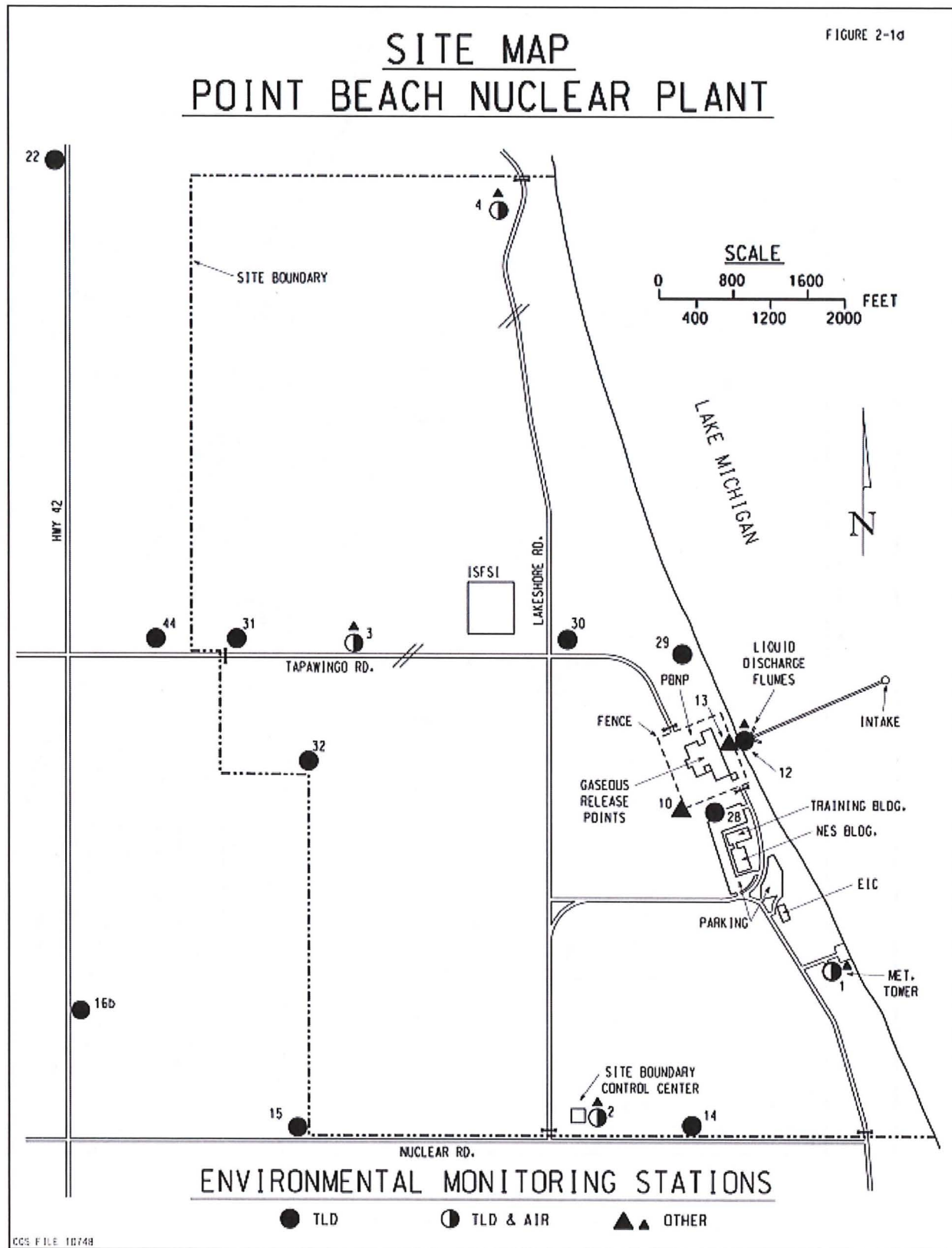
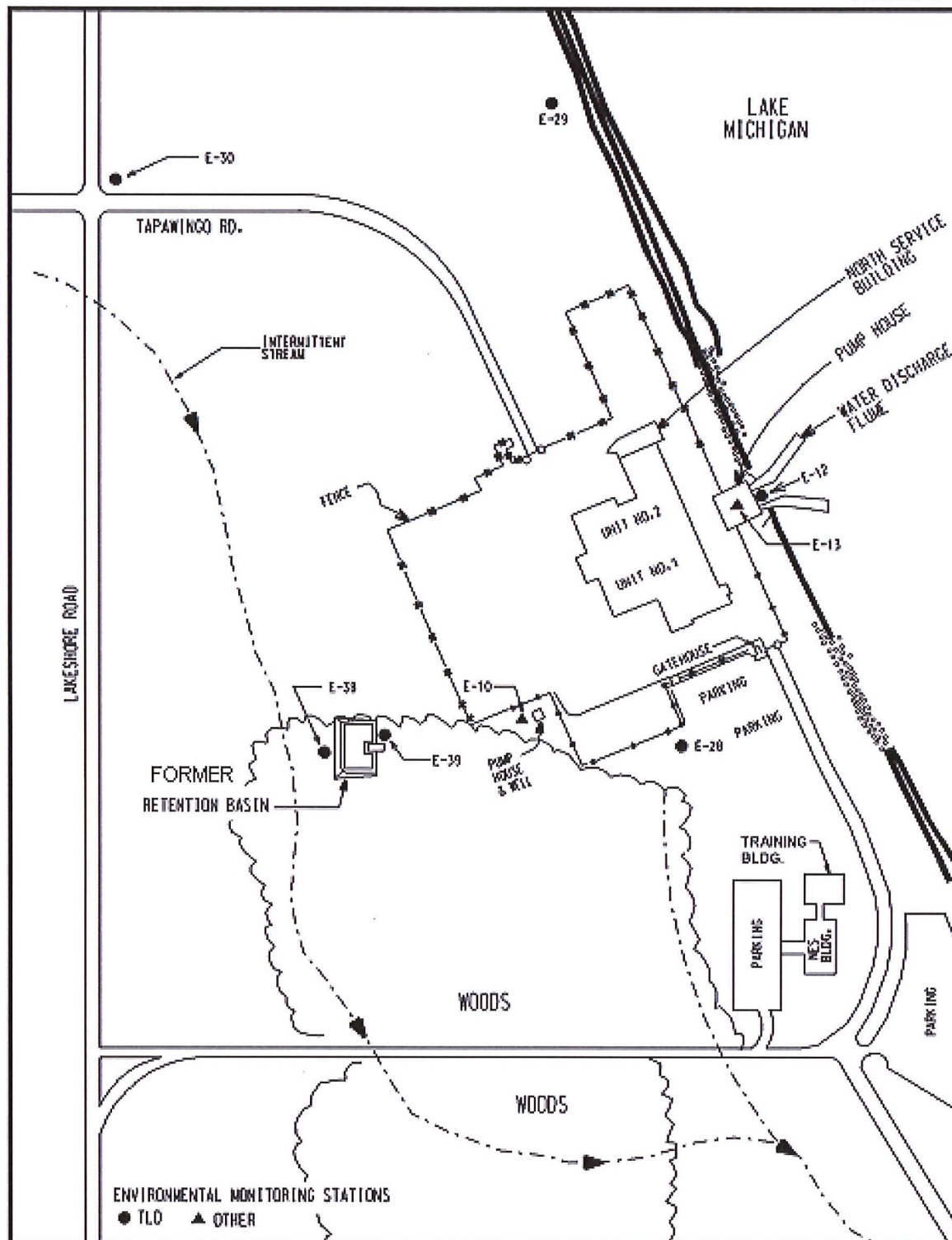


Figure 9-1  
PBNP REMP Sampling Sites





**Figure 9-2**  
**Map of REMP Sampling Sites Located Around PBNP**



**Figure 9-3**  
**Enhanced Map Showing REMP Sampling Sites Closest to PBNP**



**Table 9-3**  
**ISFSI Sampling Sites**

Ambient Radiation Monitoring (TLD)	Soil, Vegetation and Airborne Monitoring
E-03	E-02
E-28	E-03
E-29	E-04
E-30	
E-31	
E-32	
E-44	

**Table 9-4**  
**Minimum Acceptable Sample Size**

Sample Type	Size
Vegetation	100-1000 grams
Lake Water	8 liters
Air Filters	250 m <sup>3</sup> (volume of air)
Well Water	8 liters
Milk	8 liters
Fish (edible portions)	1000 grams
Soil	500-1000 grams
Shoreline Sediment	500-1000 grams

**Table 9-5**  
**Deviations from Scheduled Sampling and Frequency During 2020**

Sample Type	Location	Scheduled Collection Date	Reason for not conducting REMP as required	Plans for Preventing Recurrence
No REMP sample deviations occurred in 2020.				

**Table 9-6**  
**Sample Collections for State of Wisconsin**

Sample Type	Location	Frequency
Lake Water	E-01	Monthly
Fish	E-13	Quarterly, As Available
Precipitation	E-04 E-08	Twice a month, As Available
Milk	E-11 E-21	Monthly
Well Water	E-10	Twice per year



## 9.6 Analytical Parameters

The types of analyses and their frequencies are given in Table 9-1. The LLDs for the various analyses are found in Section 10 (Table 10-1) with the summary of the REMP results. All environmental LLDs listed in Table 12-1 of the ODCM (also in Table 10-1) were achieved during 2020.

## 9.7 Description of Analytical Parameters in Table 9-1

### 9.7.1 Gamma isotopic analysis

Gamma isotopic analysis consists of a computerized scan of the gamma ray spectrum from 80 keV to 2048 keV. Specifically included in the scan are Mn-54, Fe-59, Co-58, Co-60, Zr-95, Nb-95, Ru-103, Ru-106, I-131, Ba-La-140, Cs-134, Cs-137, Ce-141, and Ce-144. However, other detected nuclear power plant produced radionuclides also are noted. The above radionuclides detected by gamma isotopic analysis are decay corrected to the time of collection. Frequently detected, but not normally reported in the Annual Monitoring Report, are the naturally occurring radionuclides Ra-226, Bi-214, Pb-212, Tl-208, Ac-228, Be-7, and K-40.

### 9.7.2 Gross Beta Analysis

Gross beta analysis is a non-specific analysis that consists of measuring the total beta activity of the sample. No individual radionuclides are identifiable by this method. Gross beta analysis is a quick method of screening samples for the presence of elevated activity that may require additional, immediate analyses.

### 9.7.3 Water Samples

Water samples include both Lake Michigan and well water. The Lake Michigan samples are collected along the shoreline at two locations north and two locations south of PBNP. The well water is sampled from the on-site PBNP well. Gross beta measurements are made on the solids remaining after evaporation of the unfiltered sample to dryness. Gamma isotopic analyses are performed using 1-liter liquid samples. Strontium is determined by chemical separation and beta counting.

### 9.7.4 Air Samples

Particulate air filters are allowed to decay at least 72 hours before gross beta measurements are made in order for naturally occurring radionuclides to become a negligible part of the total activity. Gross beta measurements serve as a quick check for any unexpected activity that may require immediate investigation. Quarterly composites of the particulate air filters are analyzed for long-lived radionuclides such as Cs-134 and Cs-137. Charcoal cartridges for radioiodine are counted as soon as possible so the I-131 will undergo only minimal decay prior to analyses. The weekly charcoal cartridges are screened for I-131 by

counting them all at the same time to achieve a lower LLD. If a positive result is obtained, each cartridge is counted individually.

In order to ensure that the air sampling pumps are operating satisfactorily, a gross leak check is performed weekly. The pumps are changed out annually for calibration and maintenance beyond what can be accomplished in the field.

#### 9.7.5 Vegetation

Vegetation samples consist predominantly of green, growing plant material (grasses and weeds most likely to be eaten by cattle if they were present at the sampling site). Care is taken not to include dirt associated with roots by cutting the vegetation off above the soil line.

No special vegetation samples were obtained for C-14 analyses in 2020.

#### 9.7.6 Environmental Radiation Exposure

The 2020 environmental radiation exposure measurements were made using TLD cards. The TLD card is a small passive detector, which integrates radiation exposure. Each TLD consists of a Teflon sheet coated with a crystalline, phosphorus material (calcium sulfate containing dysprosium) which absorbs the gamma ray energy deposited in them. Each TLD is read in four distinct areas to yield four exposure values which are averaged. Prior to the third quarter of 2001, exposure data was obtained using three lithium fluoride (LiF) TLD chips sealed in black plastic. The difference in material types can impact the amount of exposure measured. An evaluation of the response difference between the two types of TLD in 2001 demonstrated that the TLD cards produced a 14% higher response than the LiF chips (2011 AMR, Table 9-7, p. 36).

The reported field exposure is the arithmetic average of the measured exposure values at each location minus the exposure transportation control TLD (exposure received while the field TLD is in storage and transit). The gamma rays may originate from PBNP produced radionuclides or from naturally occurring radionuclides. The TLDs remain at the monitoring site for roughly three months prior to analyses and the results are reported as mrem per seven days. Because the TLDs are constantly bombarded by naturally occurring gamma radiation, even during shipment to and from PBNP, the amount of exposure during transportation is measured using transportation controls with each shipment of TLDs to and from the laboratory. The doses recorded on the transportation controls are subtracted from the monitoring TLDs in order to obtain the net *in situ* dose.



#### 9.7.7 ISFSI Ambient Radiation Exposure

The ISFSI fence TLDs are part of the 10CFR72.44 monitoring and are not considered part of the REMP. However, their results can be used indirectly to determine whether the operation of the ISFSI is having an impact on the ambient environmental radiation beyond the site boundary. Impacts are determined by comparison of fence TLD results to the results of the monitoring at PBNP site boundary and other selected locations. These results are used as part of the 40CFR190 compliance demonstration.

## 10.0 RESULTS

### 10.1 Summary of 2020 REMP Results

Radiological environmental monitoring conducted at PBNP from January 1, 2020, through December 31, 2020, consisted of analysis of air filters, milk, lake water, well water, soil, fish, shoreline sediments, and vegetation as well as TLDs. The results are summarized, averages and high values, in Table 10-1 which contain the following information:

Sample:	Type of the sample medium
Description:	Type of measurement
N:	Number of samples analyzed
LLD:	<i>a priori</i> lower limit of detection
Average:	Average value $\pm$ the standard deviation of N samples
High:	Highest measured value $\pm$ it's associated 2 sigma counting error
Units:	Units of measurement

For certain analyses, an LLD, which is lower than that required by REMP, is used because the lower value derives from the counting time required to obtain the LLDs for radionuclides that are more difficult to detect. For these analyses, both LLDs are listed with the technical specification required REMP LLD given in parentheses. The results are discussed in the narrative portion of this report (Section 11). Blank values have not been subtracted from the results presented in Table 10-1. A listing of all the individual results obtained from the contracted analytical laboratory and the laboratory's radioanalytical quality assurance results and Interlaboratory Crosscheck Program results are presented in the Appendix.

In Table 10-1 no results are reported as less than LLD (<LLD). All results are reported to Point Beach by the contracted radioanalytical laboratory "as measured" whether positive or negative (see Section 9-1). Based on these results, a radionuclide is considered detected if it meets the criterion that the measured value minus its  $2\sigma$  counting error is greater than zero ( $x - 2\sigma > 0$ ). An "ND" entry in Table 10-1 means that for this radionuclide the criterion was not satisfied for any of the measurements. If one analysis fulfilled the criterion, then all of the reported results, both positive and negative, were used in calculating the average shown in Table 10-1.

The method of determining averages based on "as measured" results follows the recommendations made in NUREG-0475 (1978), "Radiological Environmental Monitoring by NRC Licensees for Routine Operations of Nuclear Facilities Task Force Report," and in Health Physics Society Committee Report HPSR-1 (1980) "Upgrading Environmental Radiation Data" released as document EPA 520/1-80-012 and in more recent documents such as ANSI N42.23-1996, "Instrument Quality Assurance for Radioassay Laboratories;" ANSI N13.30-1996, "Performance Criteria for Radiobioassay;" DE91-013607, "Environmental Regulatory Guide for Radiological Effluent Monitoring and Environmental Surveillance" and NUREG-1576, "Multi-Agency Radiological Laboratory Analytical Protocols Manual."

In addition to the required radionuclides for each medium analyzed, Table 10-1 also has an additional radionuclide listed known to originate with nuclear power plants. This radionuclide is either Co-60, Ru-103, or any other radionuclide which has the lowest LLD based on the analytical parameters needed to meet the LLDs required for radionuclides specified for the medium being analyzed. The radionuclide is identified by parentheses.

During the analyses for those radionuclides specifically required to be identified, naturally occurring radionuclides such as Ra-226, Be-7 and K-40 are detected in many samples. Their concentrations are presented in Table 10-1 for a comparison to those radionuclides for which specific analyses are required by the regulations. There are no regulatory required LLDs for naturally occurring radionuclides.

Finally, Point Beach reports the results for soil analyses. There is no regulatory requirement for soil analyses in standard RETS (NUREG-0472 and NUREG-1301). Point Beach includes soil analyses in the REMP to be able to compare current results to the historical record.

Table 10-3 contains the ISFSI fence TLD results.



**Table 10-1**  
**Summary of Radiological Environmental Monitoring Results for 2020**

Sample	Description	N	LLD (a)	Average $\pm$ 1 Std. Deviation (b)	High $\pm$ 2 sigma	Units
TLD	Environmental Radiation	128	1 mrem	1.16 $\pm$ 0.20	1.66 $\pm$ 0.13	mR/7days
	Control (E-20)	4	1 mrem	1.15 $\pm$ 0.08	1.23 $\pm$ 0.09	mR/7days
Air	Gross Beta	260	0.01	0.023 $\pm$ 0.008	0.057 $\pm$ 0.005	pCi/m3
	Control (E-20) Gross beta	52	0.01	0.025 $\pm$ 0.008	0.050 $\pm$ 0.005	pCi/m3
	I-131	260	0.030 (0.07)	ND	-	pCi/m3
	Control (E-20) I-131	52	0.030 (0.07)	ND	-	pCi/m3
	Cs-134	20	0.01(0.05)	ND	-	pCi/m3
	Control (E-20) Cs-134	4	0.01(0.05)	ND	-	pCi/m3
	Cs-137	20	0.01(0.06)	ND	-	pCi/m3
	Control (E-20) Cs-137	4	0.01(0.06)	ND	-	pCi/m3
	Other $\gamma$ emitters (Co-60)	20	0.1	0.0000 $\pm$ 0.0004	0.0005 $\pm$ 0.0004	pCi/m3
	Control (E-20) Other (Co-60)	4	0.1	ND	-	pCi/m3
	Natural Be-7	20	-	0.082 $\pm$ 0.020	0.111 $\pm$ 0.019	pCi/m3
	Control (E-20) Natural Be-7	4	-	0.087 $\pm$ 0.016	0.102 $\pm$ 0.017	pCi/m3
Milk	Sr-89	36	5	ND	-	pCi/L
	Sr-90	36	1	0.4 $\pm$ 0.2	1.0 $\pm$ 0.4	pCi/L
	I-131	36	0.5	ND	-	pCi/L
	Cs-134	36	5 (15)	ND	-	pCi/L
	Cs-137	36	5 (18)	0.0 $\pm$ 1.4	3.0 $\pm$ 2.2	pCi/L
	Ba-La-140	36	5 (15)	-0.7 $\pm$ 2.5	3.1 $\pm$ 2.4	pCi/L
	Other gamma emitters(Co-60)	36	15	ND	-	pCi/L
	Natural K-40	36	-	1394 $\pm$ 76	1543 $\pm$ 110	pCi/L
Well Water	Gross beta	4	4	1.5 $\pm$ 0.6	2.3 $\pm$ 1.2	pCi/L
	H-3	4	200 (3000)	ND	-	pCi/L
	Sr-89	4	5(10)	ND	-	pCi/L
	Sr-90	4	1 (2)	ND	-	pCi/L
	I-131	4	0.5 (2)	ND	-	pCi/L
	Mn-54	4	10 (15)	ND	-	pCi/L
	Fe-59	4	30	1.4 $\pm$ 2.3	4.3 $\pm$ 3.7	pCi/L
	Co-58	4	10(15)	ND	-	pCi/L
	Co-60	4	10(15)	ND	-	pCi/L
	Zn-65	4	30	ND	-	pCi/L
	Zr-Nb-95	4	15	ND	-	pCi/L
	Cs-134	4	10(15)	ND	-	pCi/L
	Cs-137	4	10(18)	ND	-	pCi/L
	Ba-La-140	4	15	ND	-	pCi/L
	Other gamma emitters(Ru-103)	4	30	ND	-	pCi/L

NS = No Sample obtained during the year

**Table 10-1 (continued)**  
**Summary of Radiological Environmental Monitoring Results for 2020**

Sample	Description	N	LLD (a)	Average $\pm$ 1 Std. Deviation (b)	High $\pm$ 2 sigma	Units
Lake Water	Gross beta	41	4	$1.5 \pm 1.0$	$4.6 \pm 0.8$	pCi/L
	I-131	41	0.5 (2)	ND	-	pCi/L
	Mn-54	41	10 (15)	$0.1 \pm 0.8$	$2.6 \pm 2.2$	pCi/L
	Fe-59	41	30	$-0.5 \pm 2.6$	$3.9 \pm 3.5$	pCi/L
	Co-58	41	10(15)	$-0.1 \pm 1.1$	$2.3 \pm 1.4$	pCi/L
	Co-60	41	10(15)	$-0.1 \pm 0.9$	$1.2 \pm 1.1$	pCi/L
	Zn-65	41	30	ND	-	pCi/L
	Zr-Nb-95	41	15	ND	-	pCi/L
	Cs-134	41	10 (15)	ND	-	pCi/L
	Cs-137	41	10 (18)	$0.2 \pm 1.0$	$2.4 \pm 1.8$	pCi/L
	Ba-La-140	41	15	$-2.6 \pm 3.8$	$2.9 \pm 1.7$	pCi/L
	Other gamma (Ru-103)	41	30	ND	-	pCi/L
	Sr-89	14	5(10)	$0.00 \pm 0.32$	$0.66 - 0.56$	pCi/L
	Sr-90	14	1 (2)	$0.20 \pm 0.16$	$0.47 \pm 0.30$	pCi/L
	H-3	14	200 (3000)	$116 \pm 100$	$408 \pm 97$	pCi/L
Fish	Mn-54	15	0.13	ND	-	pCi/g
	Fe-59	15	0.26	ND	$\pm$	pCi/g
	Co-58	15	0.13	ND	$\pm$	pCi/g
	Co-60	15	0.13	ND	-	pCi/g
	Zn-65	15	0.26	ND	-	pCi/g
	Cs-134	15	0.13	ND	-	pCi/g
	Cs-137	15	0.15	$0.017 \pm 0.010$	$0.034 \pm 0.017$	pCi/g
	Other gamma (Ru-103)	15	0.5	ND	$\pm$	pCi/g
	Natural K-40	15	-	$2.72 \pm 0.65$	$3.68 \pm 0.42$	pCi/g
Shoreline Sediment	Cs-134	3	0.18	ND	-	pCi/g
	Cs-137	3	0.15	$0.015 \pm 0.008$	$0.022 \pm 0.011$	pCi/g
	Natural Be-7	3	-	$0.041 \pm 0.061$	$0.099 \pm 0.059$	pCi/g
	Natural K-40	3	-	$3.46 \pm 1.63$	$5.320 \pm 0.33$	pCi/g
	Natural Ra-226	3	-	$1.22 \pm 1.49$	$2.941 \pm 0.257$	pCi/g
Soil	Cs-134	6	0.15	ND	-	pCi/g
	Cs-137	6	0.15	$0.10 \pm 0.05$	$0.198 \pm 0.03$	pCi/g
	Natural Be-7	6	-	$0.147 \pm 0.15$	$0.372 \pm 0.12$	pCi/g
	Natural K-40	6	-	$16.22 \pm 3.75$	$21.63 \pm 0.88$	pCi/g
	Natural Ra-226	6	-	$0.88 \pm 0.30$	$1.172 \pm 0.37$	pCi/g
Vegetation	I-131	12	0.06	ND	-	pCi/g
	Cs-134	12	0.06	$-0.002 \pm 0.005$	$0.005 \pm 0.003$	pCi/g
	Cs-137	12	0.08	$0.002 \pm 0.012$	$0.035 \pm 0.020$	pCi/g
	Other gamma emitters (Co-60)	12	0.25	$0.001 \pm 0.005$	$0.008 \pm 0.006$	pCi/g
	Natural Be-7	12	-	$2.43 \pm 2.23$	$5.30 \pm 0.56$	pCi/g
	Natural K-40	12	-	$5.16 \pm 1.21$	$7.6 \pm 0.92$	pCi/g

(a) When two LLD values are listed, the required LLD per the PBNP REMP is enclosed in the parentheses. Whenever possible, PBNP uses the lower value to obtain greater sensitivity.

(b) "ND" indicates that the sample result is Not Detectable, i.e., sample concentrations were statistically equal to zero or <MDA.

**Table 10-2**  
**Average ISFSI Fence TLD Results for 2020**

<b>Fence Location</b>	<b>Average</b>	<b>±</b>	<b>Standard Deviation</b>	<b>Units</b>
North	2.46	±	0.10	mR/7 days
East	4.19	±	0.30	mR/7 days
South	1.71	±	0.24	mR/7 days
West	4.20	±	0.44	mR/7 days



## 11.0 DISCUSSION

### 11.1 TLD Cards

The ambient radiation was measured in the general area of the site boundary, at an outer ring 4 to 5 miles from the plant, at special interest areas, and at one control location, roughly 17 miles southwest of the plant. The average indicator TLD is  $1.16 \pm 0.20$  mR/7-days compared to  $1.15 \pm 0.08$  mR/7-days at the background location. These two values are not significantly different from each other. Neither are the indicator TLD values significantly different from those observed from 2001 through 2020 for the same type of TLD (tabulated below in Table 11-1). Prior to third quarter of 2001 TLD LiF chips were used versus the current TLD cards, see Section 9.7.6 for additional information. The response difference between the two types of TLDs is evident in Table 11-1. Prior to 2001 all of the annual averages are <1 mrem/7-days. Beginning in 2001, all are >1 mrem/7-days.

**Table 11-1**  
**Average Indicator TLD Results from 1993 – 2020**

Year	Average mR/7-days	±	St. Dev*
1993	0.82	±	0.15
1994	0.90	±	0.12
1995	0.87	±	0.13
1996	0.85	±	0.12
1997	0.87	±	0.11
1998	0.79	±	0.13
1999	0.79	±	0.21
2000	0.91	±	0.15
2001	1.06	±	0.19
2002	1.17	±	0.21
2003	1.10	±	0.20
2004	1.10	±	0.22
2005	1.04	±	0.21
2006	1.14	±	0.21
2007	1.08	±	0.20
2008	1.05	±	0.17
2009	1.08	±	0.17
2010	1.11	±	0.15
2011	1.14	±	0.25
2012	1.17	±	0.17
2013	1.14	±	0.20
2014	1.07	±	0.19
2015	1.18	±	0.20
2016	1.19	±	0.21
2017	1.11	±	0.17
2018	1.11	±	0.17
2019	1.10	±	0.20
2020	1.16	±	0.20

\*St. Dev = Standard Deviation

**Table 11-2**  
**Average ISFSI Fence TLD Results (mR/7 days)**

TLD FENCE LOCATION				
	North	East	South	West
1995	1.29	1.28	1.10	1.26
1996	2.12	1.39	1.10	1.68
1997	2.05	1.28	1.00	1.66
1998	2.08	1.37	1.02	1.86
1999	2.57	1.84	1.11	3.26
2000	2.72	2.28	1.25	5.05
2001	2.78	2.54	1.36	6.08
2002	2.79	2.74	1.42	6.46
2003	2.70	2.60	1.50	6.88
2004	2.61	2.12	1.41	6.50
2005	2.54	2.05	1.44	5.63
2006	2.73	2.35	1.38	5.80
2007	2.72	2.73	1.34	5.47
2008	2.64	2.37	1.36	5.36
2009	2.36	2.35	1.20	4.63
2010	2.64	3.02	1.41	5.05
2011	2.44	2.62	1.31	4.75
2012	2.59	3.27	1.40	4.92
2013	2.62	3.66	1.15	4.28
2014	2.45	3.35	1.14	4.24
2015	2.31	3.24	1.17	4.36
2016	2.30	3.34	1.33	4.35
2017	2.21	3.84	1.30	4.25
2018	2.24	4.21	1.49	4.32
2019	2.20	4.18	1.57	4.08
2020	2.46	4.19	1.71	4.2

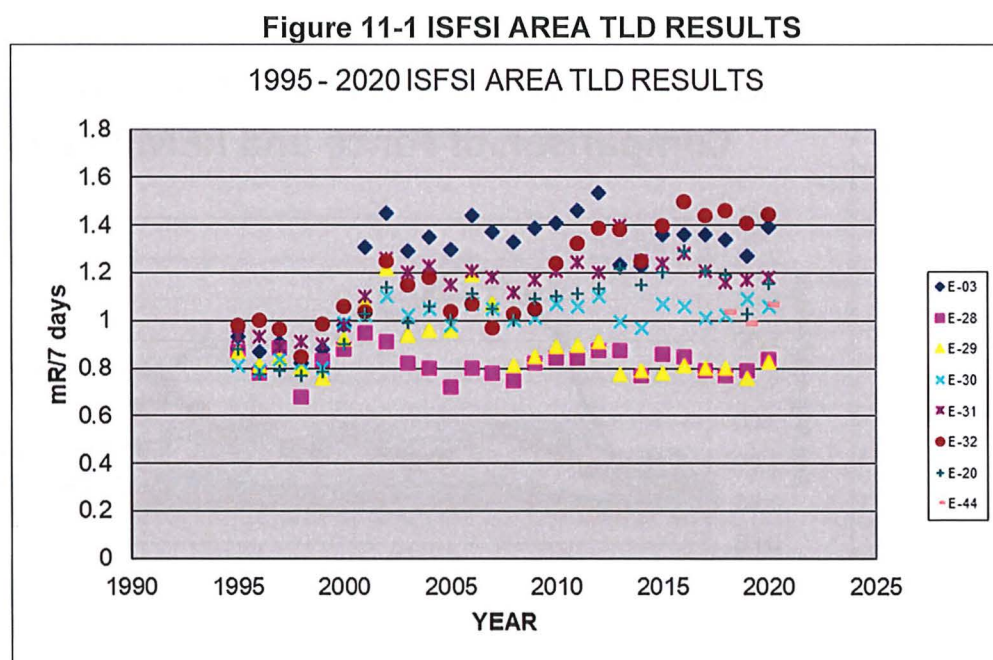
There is no significant change in the exposure on the TLD monitoring locations around the ISFSI (Table 11-3). The results at E-03 and E-31 (W of the ISFSI) and E-32 (SW of the ISFSI) are similar to previous years (1.39, 1.18, and 1.45 respectively) and continue to be higher than E-30 (1.06) on the east side and closest to the ISFSI. E-03, about equidistant between the ISFSI and the site boundary location E-31, continues to be slightly higher than the site boundary location but the difference is not statistically different. (See Figs. 9-1 and 9-2 for locations).

Although the mR/7-day results for the three TLD locations nearest the site boundary (E-03  $1.39 \pm 0.44$ ; E-31,  $1.18 \pm 0.33$ ; E-32,  $1.45 \pm 0.27$ ) are higher than at the background site E-20 ( $1.15 \pm 0.16$ ), they are comparable at the 95% confidence level, indicating a small, but not significant, increase in ambient gamma radiation at the site boundary due to the operation of the ISFSI. In 2018, a TLD monitoring location was added at location E-44 TLD, directly west of E-03 and E-31, but prior to the nearest resident. The average reading at E-44 is lower ( $1.07 \pm 0.36$ ) than the observed readings at E-03, E-31, and background location E-20 (1.39, 1.18, and 1.15 respectively).

Further data supporting this conclusion is the comparison of the TLD results at selected locations around the ISFSI before and after the storage of spent fuel at the ISFSI (Figure 11-1). As stated in Section 9.7.6, the TLD values increased by about 14% in the second half of 2001 when the TLD monitoring devices were changed from LiF chips in the first half of the 2001 to calcium sulfate impregnated TLD cards. After that initial change, the measured radiation exposure, as measured by the TLD cards, has remained fairly constant with a slight increase with the addition of stored fuel at the ISFSI. Each year the variations in the TLD results appear to move in concert with each other and with the background site, E-20, which is 17 miles south west of the ISFSI.

Comparing the ISFSI TLD results to results from surrounding REMP indicator and background TLDs reveals minimal impact of the ISFSI on the surrounding radiation levels (Figure 11-2). As previously discussed, the small increase is more related to the switch from the LiF chips to the calcium sulfate impregnated Teflon TLD cards as evidenced by the synchronicity with E-20, the background site.

LiF TLD chips were replaced with calcium sulfate impregnated Teflon TLD cards in the third quarter of 2001 resulting in a higher measured background values.





**Table 11-3**  
**Average TLD Results Surrounding the ISFSI (mR/7 days)**

	E-03	E-28	E-29	E-30	E-31**	E-32**	E-44****	E-20***
Pre-Operation*	0.93	0.87	0.87	0.81	0.93	0.98		0.88
1996	0.87	0.78	0.81	0.79	0.93	1.00		0.78
1997	0.91	0.89	0.84	0.84	0.89	0.97		0.79
1998	0.82	0.68	0.80	0.82	0.91	0.85		0.77
1999	0.88	0.83	0.76	0.80	0.90	0.99		0.78
2000	0.98	0.88	0.92	0.99	0.98	1.06		0.90
2001	1.31	0.95	1.07	1.02	1.10	1.04		1.03
2002	1.45	0.91	1.22	1.10	1.26	1.25		1.14
2003	1.29	0.82	0.94	1.02	1.20	1.15		0.99
2004	1.35	0.80	0.96	1.05	1.23	1.18		1.06
2005	1.30	0.72	0.96	0.98	1.15	1.04		1.00
2006	1.44	0.80	1.19	1.07	1.21	1.07		1.11
2007	1.37	0.78	1.07	1.05	1.18	0.97		1.05
2008	1.33	0.75	0.81	1.00	1.12	1.03		1.00
2009	1.39	0.82	0.85	1.01	1.17	1.05		1.09
2010	1.41	0.84	0.89	1.07	1.21	1.24		1.10
2011	1.46	0.85	0.90	1.06	1.25	1.32		1.12
2012	1.54	0.87	0.91	1.10	1.21	1.39		1.14
2013	1.23	0.87	0.77	1.00	1.40	1.38		1.22
2014	1.23	0.77	0.79	0.97	1.25	1.25		1.15
2015	1.36	0.86	0.78	1.07	1.24	1.40		1.20
2016	1.35	0.85	0.81	1.06	1.28	1.50		1.25
2017	1.36	0.79	0.80	1.01	1.21	1.44		1.21
2018	1.34	0.77	0.80	1.02	1.16	1.46	1.04	1.19
2019	1.27	0.78	0.76	1.09	1.17	1.41	0.99	1.03
2020	1.39	0.84	0.83	1.06	1.18	1.45	1.07	1.15

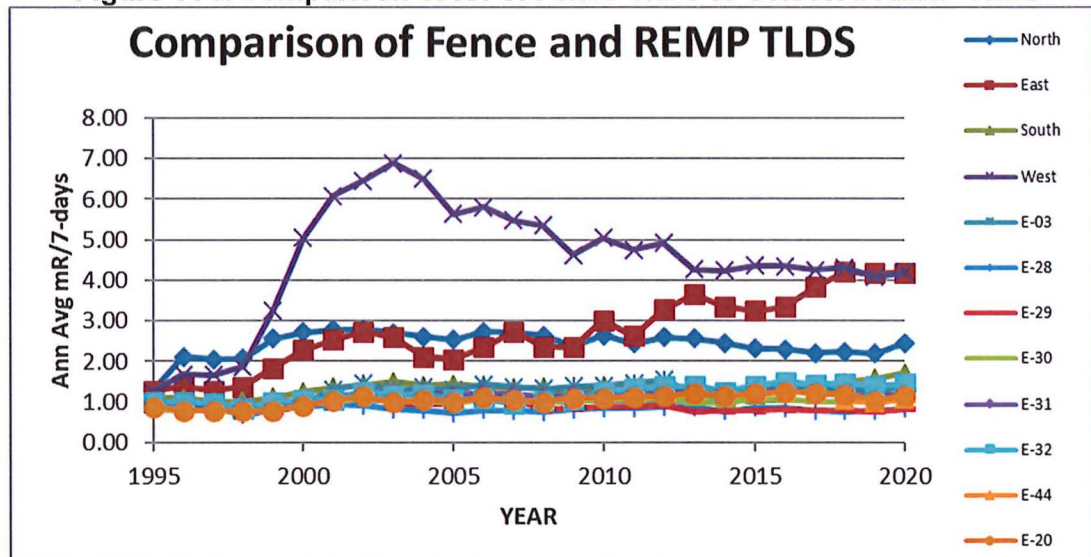
\*Pre-Operational data are the averages of the years 1992 through 3rd quarter of 1995.

\*\*Sites E-31 and E-32 are located at the Site Boundary to the West and South-West of the ISFSI.

\*\*\*E-20 is located approximately 17 miles WSW of the ISFSI.

\*\*\*\*E-44 Added in 2018

**Figure 11-2 Comparison of ISFSI Fence TLDs to Selected REMP TLDs**



## 11.2 Milk

Naturally occurring K-40 ( $1394 \pm 76$  pCi/L) continues to be the most prevalent radionuclide measured in milk at concentrations roughly 1300 times higher than the only potential plant related radionuclide, Sr-90 ( $1.0 \pm 0.4$  pCi/L), detected in milk. The annual average Sr-90 concentrations in milk continue to be similar to previous years. No positive results for Co-60, I-131, Cs-134, or Sr-89 were obtained in 2020.

Three low positive Cs-137 result was obtained and was below the MDC limit and therefore may be false positive. In the last four years, Cs-137 was discharged from PBNP only in March 2016 and October 2017.

Two positive Ba-La-140 results were obtained at the E-11 and E-21 location in 2020. The one result at E-11 was above the MDC in January 2020 ( $2.5 \pm 2.1$  pCi/L, MDC of 2.3 pCi/L), while the highest value was below the MDC and observed in June 2020 at E-21 ( $3.1 \pm 2.4$  pCi/L, MDC of 3.9 pCi/L). A review of 5 years' worth of airborne effluents show that no Ba-La-140 was discharged during that time.

The 2020 average Sr-90 concentrations have not changed much over the last few years (Figure 11-3). A slight increase in values over at the end of the year was not statistically different than values observed in previous years. Over the past twenty years, the average has decreased from  $1.2 \pm 0.5$  pCi/L in 1997 to  $0.4 \pm 0.2$  pCi/L in 2020. The graph of the annual averages displays a logarithmic decrease over time.

The annual averages are from the monthly Sr-90 measurements from three different dairies (Figure 9-1). The only dairy that has been in the monitoring program over the entire 1997 – 2020 timespan under consideration is located at site E-21. It is located south of the plant. The other two, E-40 and E-11, are replacements for dairies which had dropped out of the program at various times during this time interval. The replacements were chosen to maintain, to the extent possible, the former sampling sites west and north of Point Beach.

The decrease by about one-half from 1997 to 2020 indicates a Sr-90 removal half-life of about 20 years which is lower than its radiological half-life of 28.6 years. However, given the standard deviation of the annual averages, the actual decrease probably is not much different from the radiological half-life.

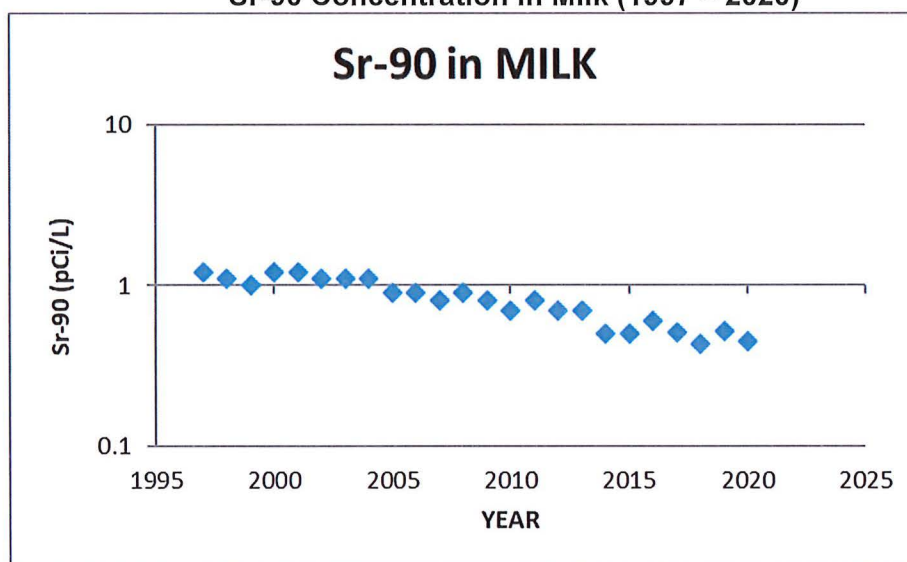
Point Beach discharged no airborne Sr-90 in 2020. Since 1997, PBNP has discharged airborne Sr-90 only in 3 years: 1999,  $2.4\text{E-}08$  Ci; 2004,  $3.2\text{E-}08$  Ci; and 2011,  $1.6\text{E-}08$  Ci. It is interesting to note that nine of highest Sr-90 results occur at E-11 located about 4.4 miles west of PBNP (Fig. 9-1). If the observed Sr-90 activity were from Point Beach the highest Sr-90 concentrations would occur at E-21, the dairy south of the site boundary in the highest X/Q and D/Q meteorological sector. This dairy grows feed corn on site and in a field across the road from the site boundary in the highest D/Q sectors. Feed crops are the dominant source of food for dairy cattle. No cattle have been seen grazing for many years.

The major Sr-90 input to the environment is from fallout from atmospheric weapons testing during the early 1960s with minor inputs during the 50's, 70's and later

contributions from the Chernobyl accident in the late 1980s and from Fukushima in 2011. The Sr-90 in milk persists due to its 28.6 year half-life and to cycling in the biosphere. With little or no atmospheric input to the environment, the mode of entry into cattle feed must be root uptake by forage crops and transfer into the milk. Over the time period of this graph (1997 – 2020), these low discharges do not appear to impact the decreasing concentrations as they continue to decrease over time.

It is concluded that the milk data for 2020 show no radiological effects of the plant operation.

**Figure 11-3**  
**Sr-90 Concentration in Milk (1997 – 2020)**



### 11.3 Air

The average annual gross beta concentrations (plus/minus the  $2\sigma$  uncertainty) in weekly airborne particulates at the indicator and control locations were  $0.023 \pm 0.008$  pCi/m<sup>3</sup> and  $0.025 \pm 0.008$  pCi/m<sup>3</sup>, respectively, and are similar to levels observed from 1993 through 2020 (Figure 11-4).

The 2020 weekly gross beta concentrations reveal higher winter values and lower summer values (Figure 11-5). This is a repeat of the patterns seen in 2006 - 2019. The slight August – September peak is similar to what was observed in 2015 (Figure 11-6). The August-September peak is observed throughout the US and believed to result from weather patterns impacting with naturally occurring airborne radionuclides. This would explain why the control and indicators are moving in concert. Therefore, a plant effect can be ruled out.



Figure 11-4 Annual Average Air Gross  $\beta$  (1993 – 2020)

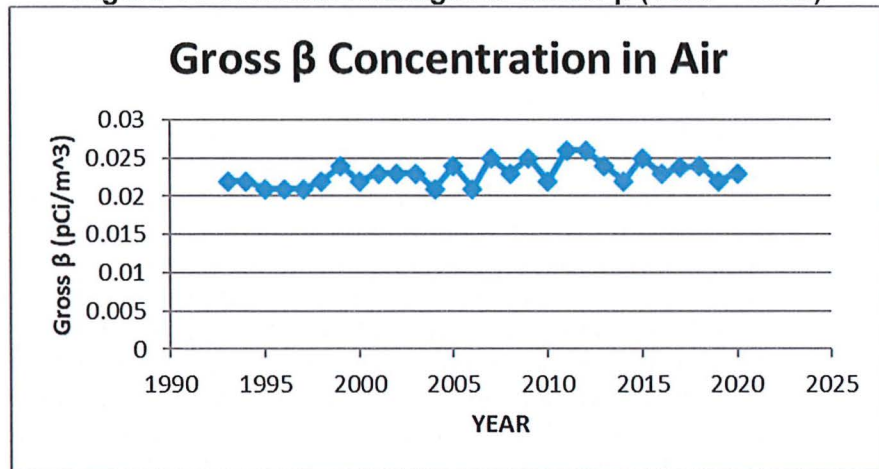


Figure 11-5 2020 Airborne Gross Beta

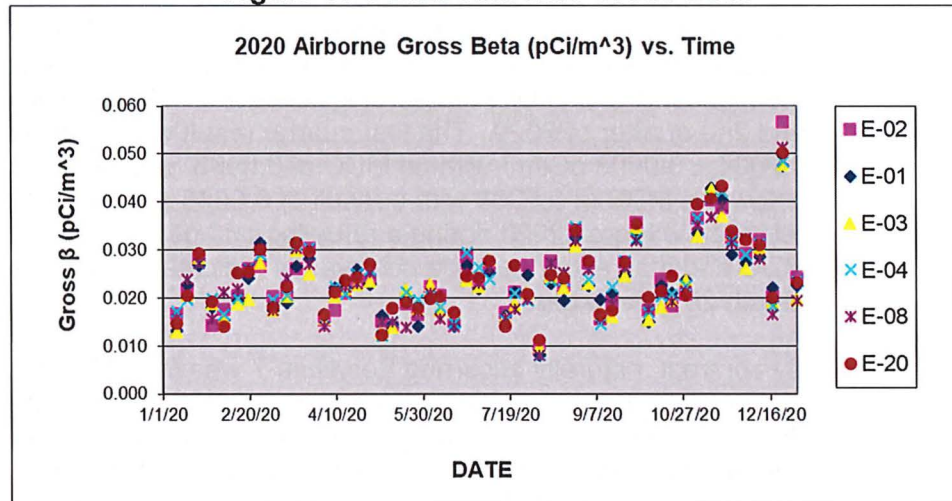
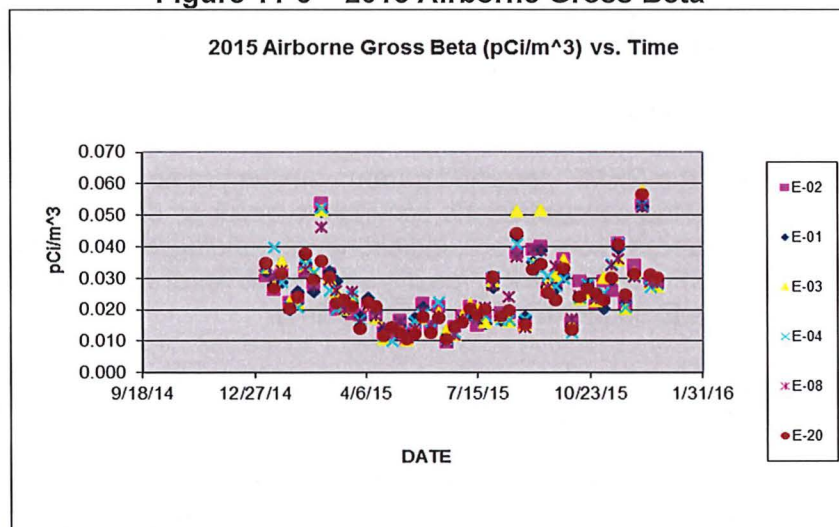


Figure 11-6 2015 Airborne Gross Beta



No I-131 was detected during 2020. In 2005, the new method of evaluating airborne I-131 was instituted. Instead of counting each charcoal cartridge separately, all six cartridges for the week are counted as one sample in a predetermined geometry to screen the samples for I-131. If any airborne radioiodine is detected, each sample cartridge is counted individually. With no detectable I-131, the reported analytical result is the minimum detectable activity (MDA) conservatively calculated using the smallest of the six sample volumes. The reported MDAs ranged from 0.007 to 0.020 pCi/m<sup>3</sup>. Because the analysis LLD is based on counting only one cartridge, the use of six cartridges or roughly six times the sample volume with the same count time as would be needed to achieve the desired LLD for only one sample, the actual LLD is about six times lower than the programmatic value given in Table 10-1. Similarly, the actual MDA is about one-sixth of that reported, in the range of 0.001 to 0.004 pCi/m<sup>3</sup>.

At each sampling location, the particulate filters are composited quarterly and analyzed for Cs-134, Cs-137 and any other (Co-60) detectable gamma emitters. As summarized in Table 10-1, the only plant effluent nuclide identified was Co-60 in two samples located at E-04. Location E-04 is north of the nuclear plant and not in the highest X/Q and D/Q meteorological sector. The samples occurred in the 1st and 2nd quarter of 2020. The first quarter result was slightly above the MDC  $0.0004 \pm 0.0003$  pCi/m<sup>3</sup> with an MDC of 0.0003, while the second quarter was below the MDC of 0.0008 with a result of  $0.0005 \pm 0.0004$  pCi/m<sup>3</sup>. Co-60 was released in March 2020 during a refueling outage. The results are close to the MDC and may either be false positives or indicate a small influence due to the March 2020 releases.

By contrast, naturally occurring Beryllium-7 was found in all of the quarterly composites at concentrations ranging from 0.055 to 0.111 pCi/m<sup>3</sup>. Be-7 ( $T_{1/2} = 53.3$  days) is produced in the atmosphere by the interaction of cosmic rays with oxygen and nitrogen nuclei. Its half-life is long enough to allow for it to be detected in the quarterly composited filters.

In summary, the 2020 air gamma data from quarterly composites do not indicate a measurable environmental impact from the operation of PBNP.

#### 11.4 Lake Water

For the REMP-specified gamma emitting radionuclides listed in Table 10-1, the reported concentrations continue to occur as small, negative and positive values scattered around zero, indicating no radiological impact from the operation of PBNP. Only 9 of the results were positive, of which, four are from north of the plant, sites E-33 and E-05 (see Figure 9-1).

None of the nine slightly positive results were >MDC. The few indications of small, positive concentration were found for Mn-54, Co-58, Co-60, Fe-59, Cs-137, and Ba/La-140. A false positive is concluding an isotope is present when it isn't. It is likely that most of the slightly positive results are false positives due to the isotope not being released in the liquid effluents during the year or months when the isotope was observed (Ba/La-140) or the fact that the values were less than the MDC and



statistically no different than zero. False positives occur most often at the detection limit when the random fluctuations of the background result in lower than normal background activity. The result is a higher net count and hence falsely concluding an isotope is present when it isn't because the value is statistically above zero.

Aliquots of the monthly samples are composited quarterly and analyzed for Sr-89/90 and for tritium. Small amounts of Sr-90 were detected in five of the fourteen quarterly composites, one north and three south of the plant. All the results were below their statistically calculated minimum detectable concentrations (MDCs). No Sr-90 was discharged in 2020 or in 2012 – 2015 and 2017-2019. A small amount was discharged in March of 2016. Sr-90 has a 28.6 year half-life and, like Cs-137, is a remnant of atmospheric weapons testing in the '50s and '60s. Therefore, positive Sr-90 concentrations could be indicative of fallout being recycled in Lake Michigan. However, because the concentrations are below their MDCs, they most likely are false positives and there for unlikely to be the result of past PBNP discharges.

Sr-89 was detected in the second quarter E-01 composite sample at  $0.66 \pm 0.56$  pCi/L and was below the MDC of 0.74. The second quarter sample at E-01 was reanalyzed, as Sr-89 has not previously been detected in lake water samples and was found to be  $-0.47 \pm 0.96$  pCi/L, which trended with previous results. It should also be noted that the Sr-90 results were reanalyzed in this exact sample and also changed to a more expected value during the reanalysis ( $-0.15 \pm 0.22$  pCi/L initially, and then  $0.23 \pm 0.28$  pCi/L after reanalysis). No Sr-89 was discharged in 2020 or in previous years, and based on the reanalysis showing expected results for both Sr-89 and Sr-90 the result from the initial analysis is considered a false positive.

Tritium, in addition to being produced by water-cooled reactors such as PBNP, also is a naturally occurring radionuclide. It also was produced by atmospheric weapons testing. However, due to its mobility, any tritium now found in Lake Michigan at the concentrations typically found in monitoring programs cannot be from that time period. It is the result of power plant discharges. Point Beach discharges on the order of 600 - 1000 Ci of tritium per year.

Fourteen quarterly lake water composites were generated from the monthly samples. Out of the fourteen quarterly composites, nine had positive tritium indications, and of those nine only three were greater than the MDC. One of these occurred at the E-06 Coast Guard location and two north of the site at Two Creeks Park. Two of the results were very similar to the observed tritium values from site beach drains, creeks, and groundwater monitoring wells. The 1st quarter result at E-05 was  $153 \pm 80$  pCi/L with an MDC of 151 and the 2nd quarter result at E-06 was  $185 \pm 93$  pCi/L with an MDC of 159.

The third tritium result greater than the MDC was at E-05, Two Creeks Park, during the 4th quarter. The composite tritium result was  $408 \pm 97$  pCi/L. Additional analysis showed that the elevated result value occurred in November 2020 with a concentration of  $1080 \pm 130$  pCi/L, with all other results in the quarter being not detectable. All other 4th quarter composite locations showed no detectable tritium.

Point Beach performed a liquid discharge approximately 12 hours prior to obtaining the lake water sample at E-05 in November. The concentration of the Point Beach



discharge was  $1.88\text{E}+04$  pCi/L. There is potential that due to the lake current there is a potential that the Point Beach discharge had an impact on the observed elevated tritium concentration.

In conclusion, the observed tritium concentrations were well below the limit set forth by the EPA for drinking water standards (20,000 pCi/L). As well, based on the results of the gamma scans of Lake Michigan water, there is no measurable impact on the lake from PBNP discharges.

#### 11.5 Fish

Fifteen fish were analyzed in 2020 with ten exhibiting detectable amounts of plant related activity. Of these, ten were positive for Cs-137 with 6 Cs-137 results >MDC. No other radionuclide was detected in the 2020 fish. The positive Cs-137 concentrations ranged from  $0.012 \pm 0.010$  to  $0.034 \pm 0.017$  pCi/g. Cs-137 was released in low levels during 8 months of 2020. It is likely that the Cs-137 observed is the recycling of Cs-137 that entered Lake Michigan as fallout from atmospheric weapons testing in the '50s and '60s with lesser amounts from events at Chernobyl and Fukushima.

The highest radionuclide concentration in fish is naturally occurring K-40 with an average concentration of  $2.72 \pm 0.65$  pCi/g.

Based on these results, it is concluded that there is little impact of PBNP discharges on Lake Michigan fish.

#### 11.6 Well Water

All tritium results were not detectable for the 2020 well samples. One nuclide, Fe-59, was detected in the 1st quarter 2020 sample. The result was  $4.3 \pm 3.7$  pCi/L and was less than the MDC of 6.9. This was determined to be a false positive as no other nuclides were identified in that sample and throughout the rest of 2020. As well there is no pathway for liquid effluents have interaction with the aquifer that supplies the drinking well. Therefore, there is no evidence of PBNP effluents getting into the aquifer supplying drinking water to PBNP.

#### 11.7 Soil

Cs-137 is present in the soils throughout North America and the world resulting from the atmospheric nuclear weapons testing in the 1950s, 1960s, and 1970s and from the 1986 Chernobyl accident, and more recently, from the Fukushima event. Soil is an integrating sample media, in that it is a better indicator of long term buildup of Cs-137 as opposed to current deposition for local sources. In addition to erosion and radioactive decay, human activities can modify the soil Cs-137 concentrations.

In 2020, Cs-137 was detected in all six soil samples obtained in September. The concentrations ranged from  $0.059 \pm 0.02$  to  $0.198 \pm 0.03$  and all were >MDC. The highest value for Cs-137 was found at E-06. No airborne release of Cs-137 occurred in 2020, with the most recent release of airborne Cs-137 occurring

approximately three years prior in October 2017 for a total of 0.237  $\mu\text{Ci}$  at a concentration of  $1.96\text{E-}08$   $\text{pCi/cc}$ .

The values of Cs-137 observed are consistent with years past, therefore it seems unlikely that the observed soil Cs-137 is attributable to PBNP effluent. The most likely source is recycling of fallout from atmospheric weapons testing in the 50s and 60 as well as the Chernobyl and Fukushima events and subsequently being bound to the soil.

By comparison to naturally occurring radionuclides, Cs-137 continues to be present in soil samples at well below the levels of naturally occurring Be-7, K-40, and Ra-226 (see Table 10-1).

#### 11.8 Shoreline Sediment

Shoreline sediment consists of sand and other sediments washed up on the Lake Michigan shore. As in soil samples, the only non-naturally occurring radionuclide found in these samples is Cs-137. Two of the three samples obtained had Cs-137 concentrations statistically different from zero with both results being  $>\text{MDC}$ .

Shoreline sediment Cs-137 concentrations continue to be about one-tenth of that found in soils (Table 10-1). This is expected because Cs-137 in the geological media is bound to fine particles, such as clay, as opposed to the sand found on the beach. Lake Michigan sediments are a known reservoir of fallout Cs-137. Wave action suspends lake sediments depositing them on the beach. The fine particles deposited on the beach eventually are winnowed from the beach leaving the heavier sand; hence the lower Cs-137 concentrations in beach samples. In contrast to Cs-137, K-40, which is actually part of the minerals making up the clay and sand, is at a concentration about several hundred times higher than the Cs-137 that is attached to particle surfaces. Therefore, it is not surprising that Cs-137 is present at concentrations 1% or less of the naturally occurring concentrations of K-40.

The most likely source of the observed Cs-137 is the cycling of fallout from atmospheric weapons tests and event such as Chernobyl and Fukushima in the Lake Michigan environment and not current PBNP discharges. As with soil, the naturally occurring radionuclides such as K-40, and Ra-226 are found in the shoreline sediment samples. Therefore, the shoreline sediment data indicate no radiological effects from current plant operation.

#### 11.9 Vegetation

The REMP collects general vegetation, non-cultivated plants which would be consumed by grazing cattle.

The naturally occurring radionuclides Be-7 and K-40 were found in all of the general vegetation samples (Tables 10-1 and 10-2). The source of Be-7 is atmospheric deposition. It is continuously formed in the atmosphere by cosmic ray spallation of oxygen, carbon, and nitrogen atoms. Spallation is a process whereby a cosmic ray breaks up the target atom's nucleus producing a radionuclide of lower mass. Be-7 in the vegetation samples had an average of  $2.43 \pm 2.23$   $\text{pCi/g}$ . In general vegetation Be-7 concentrations were higher in the fall than in the spring and ranged



from  $0.08 \pm 0.06$  to  $5.30 \pm 0.56$  pCi/g. The average Be-7 concentrations in the vegetation increased from May ( $0.39 \pm 0.22$  pCi/g) to September ( $4.76 \pm 0.82$ ). In contrast, K-40 is a primordial radionuclide which is incorporated into vegetation from the soil during the growing process. By not being dependent upon seasonal atmospheric variations and plant surface to capture deposition, the vegetation K-40 concentrations from root uptake are more uniform with a range of  $3.25 \pm 0.27$  to  $7.60 \pm 0.92$ .

Cs-137 can be present in vegetation via both pathways. Fresh Cs-137 fallout is associated, like Be-7, with deposition on the plant surface. Old fallout from the '50s and '60s is now being incorporated into growing plants in the same manner as potassium because it is in the same chemical family as potassium. This fallout Cs-137 has been found in firewood ash at many locations in the United States that are far from any nuclear plants (S. Farber, "Cesium-137 in Wood Ash, Results of a Nationwide Survey," 5th Ann. Nat. Biofuels Conf., 10/21/1992).

In 2020, three of the twelve vegetation samples had a positive indication for Cs-137 and only one location in September had a result above the MDC. E-06 had a result of  $0.035 \pm 0.020$  (MDC was 0.023), while the other two positive results were below the MDC and was found at E-03 and E-06 in May. Typically, only the vegetation collected at monitoring site E-06, in the Point Beach State Park south of PBNP, has detectable levels of Cs-137, but other slightly positive Cs-137 results have been observed at other locations. These occurrences were attributed to the above described mechanism. The only 2016 airborne Cs-137 discharged by PBNP occurred in March when there was no fresh vegetation. In 2017 the airborne Cs-137 release occurred in October after the vegetation and crops were collected, and in 2018-2020 there was no airborne Cs-137 released in plant effluents. Therefore, the Cs-137 has to be the result of uptake via roots. Therefore, it is unlikely that the Cs-137 results indicate an impact from PBNP releases.

No I-131 was detected in the 2020 vegetation samples. One positive Cs-134 and one positive Co-60 result were detected in the vegetation samples and both below the MDC. In May 2020 Cs-134 was identified at E-06 and Co-60 was identified at E-03, these results are likely a false positives.

Based on the 2020 vegetation sampling results, it is concluded that there is little or no effect from PBNP effluents.

#### 11.10 Land Use Census

In accordance with the requirements of Section 12.2.5 of the ODCM, a visual verification of animals grazing in the vicinity of the PBNP site boundary was completed in 2020. In 2020, changes to the land use surrounding the site due to the installation of solar panels at and around the site boundary were noted. These changes ensure that the use of pasturelands or grazing herds remain conservative, as there is less land near the site boundary for grazing animals and pasture use. Based on this the existing milk-sampling program continues to be acceptable. The nearest dairy (E-21) lies in the SSE sector and it is one of the Point Beach REMP milk sampling sites. Also, the highest  $\chi/Q$  ( $1.09E-06$ ) and  $D/Q$  ( $6.23E-09$ ) values occur in these sectors. As demonstrated from the vegetation in the area, there is no measureable plant impact on the environment. Therefore, dose calculations to the



maximum exposed hypothetical individual, assumed to reside at the site boundary in the S sector, continues to be conservative for the purpose of calculating doses via the grass-cow-milk and the other ingestion pathways.

The 2020 LUC revealed that three garden locations within a 5-mile radius of the site in the NNW, WNW, and W sectors required replacement. The garden locations previously identified in 2017 in these sectors were not found in 2020. New garden locations were identified in the 2020 LUC for the NNW, WNW, and W sectors. None of the changes identified in the 2020 LUC necessitate changes to the current REMP, such as the addition of new sampling locations.

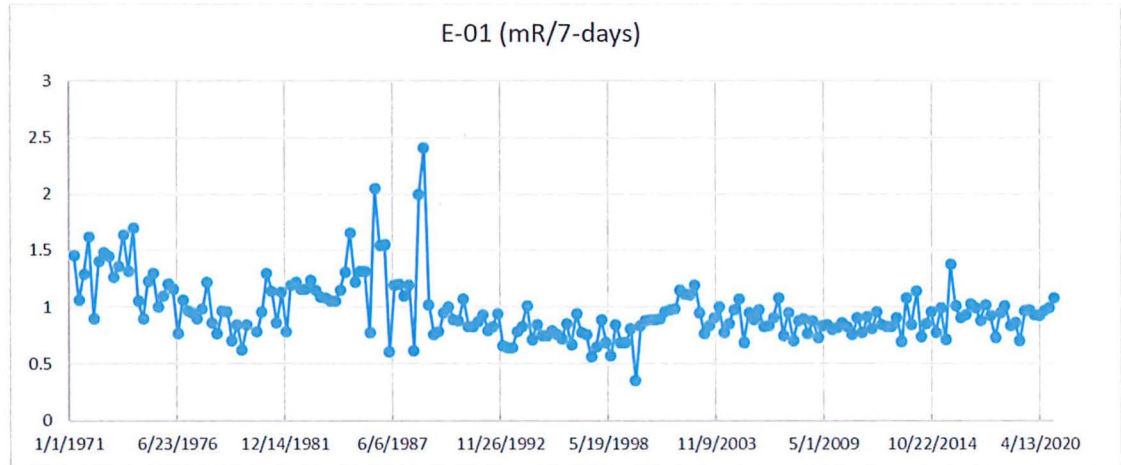
#### 11.11 Long Term TLD Trending

To put the 2020 REMP TLD results in perspective, it is instructive to look at long term trends. The following examines the TLD results from 1971 to 2020. The ANSI standard (ANSI/HPS N13.37-2014 "Environmental Dosimetry") states that the data from early vintage dosimetry systems (c. 1970 – 1990) should not be considered comparable to current dosimetry systems in establishing a baseline for environmental TLD results. These problems are evident from the review of our early data as discussed below.

The pre-operational data, 1968 – 1970, are not included. The pre-operational ambient radiation monitoring sites were E-01 (the met tower area) through E-04 (the north boundary). They were monitored using TLDs and ionization chambers. E-04 was used as a background location until E-08 (see Figure 9-1) was added for the operational REMP in 1971. Prior to 1975, a control TLD stored in a lead pig was used for a comparison to those placed in the field. In the pre-operational data, the control TLD could be equal to or higher than the field results and both the field and control TLD results appear erratic compared to the ion-chamber results. Also, the reported TLD results do not have transportation exposures from New Mexico to Wisconsin subtracted. Therefore, only the TLD results beginning in 1971, with the transportation caveat, are used in this analysis of long-term trends.

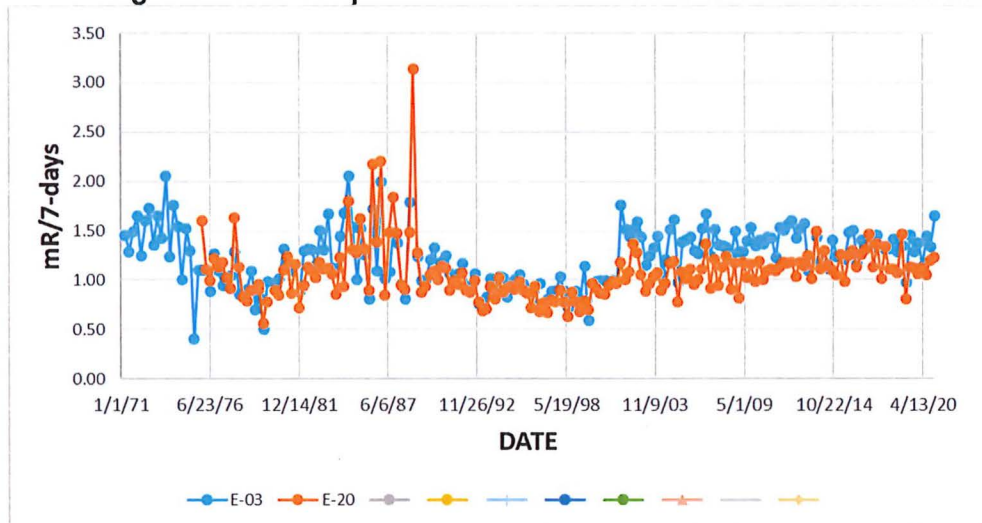
The trend at E-01 (Figure 11-7) shows slowly decreasing *trend* from 1971 to 1979. This may be an artifact. The cause is not known. As previously mentioned, no transportation controls were used until the 4<sup>th</sup> quarter of 1975 so no transport dose corrections were made prior to that quarter. There is a small increase in 1980 when the current contracted REMP lab began. A slowly decreasing exposure rate occurs from 1980 – 1992 except for the 1984 - 1988 time segments. The erratic results from 1984 – 1988 were traced to a faulty connection in the TLD reader.

**Figure 11-7 E-01 Results 1971 – 2020**



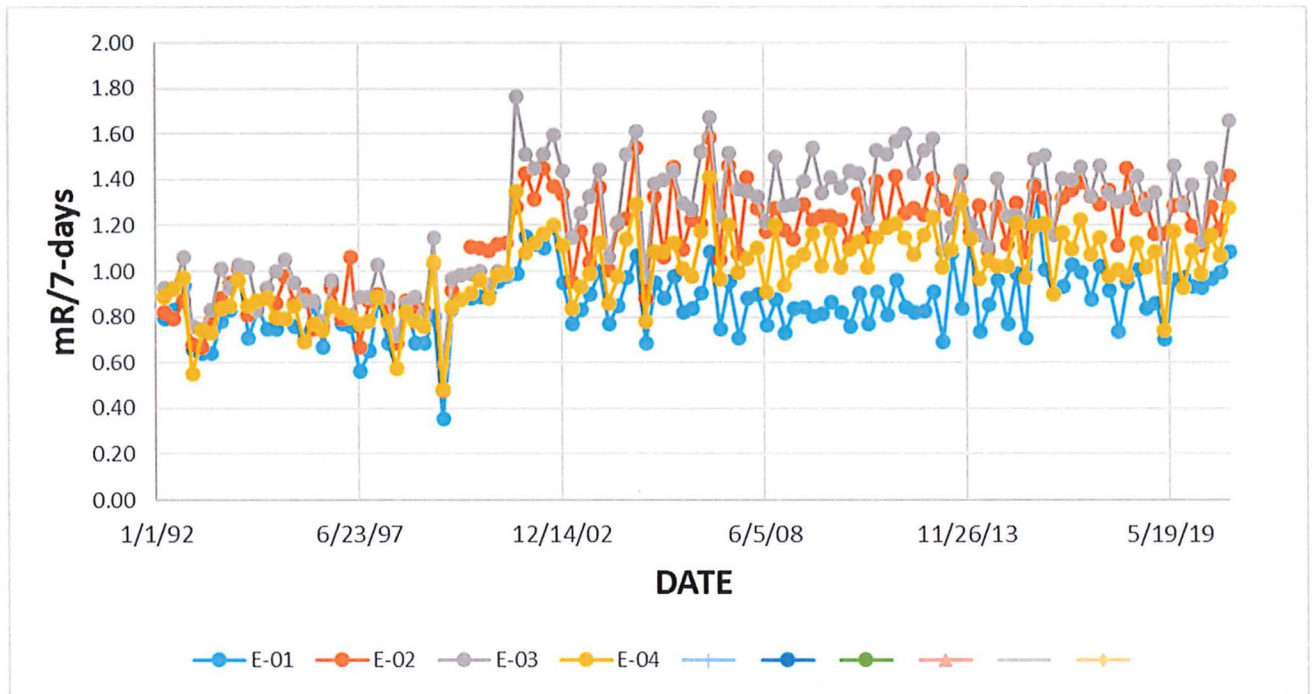
The TLD package from 1980 to 2001 consisted of three LiF chips sealed in a black plastic bag. The magnitude of the error bars indicates the degree of variability of the 1984 - 1988 results from the three chips due to a fault in the TLD reader. The results appear much the same for the E-03 and E-20 results (Figure 11-8). Note that E-20 did not begin until 1976. Again, there is an increase in both the E-20 (the background site) and E-03 (the location nearest the ISFSI) which coincides with the switch from the LiF chips to the Teflon TLD cards. Given that the first twelve casks were loaded December 1995 to September 2000 in which there were no increases in the TLD results, the increase in 2001 indicates that this change is the result of the different response of the new TLDs and not of any effluents or shine from the plant.

**Figure 11-8 Comparison of E-03 and E-20 Results 1971 – 2020**



Narrowing the time window for the TLD results from 1992 to the present allows for a comparison among the original four TLD locations since the introduction of the ISFSI (Figure 11-9) without the interference by the faulty TLD reader in the mid-1980s. Sites E-01 and E-02 are about 1 mile south of the ISFSI. E-03 is 1200 feet west and E-04 is 4300 feet north.

**Figure 11-9 Comparison of E-01, E-02, E-03 and E-04 (1992 –2020)**



The comparison shows a definite difference between E-01 and the other three locations. E-01, although approximately the same distance from the ISFSI as E-02 and further away than either E-03 or E-04, is lower than the other three sites. Therefore, distance is not the determining factor in the difference among the measured exposures. There are two factors which could cause the observed difference. The first difference is that E-02, E-03, and E-04 are surrounded by plowed fields whereas the area around E-01 is uncultivated. Second, E-01 is within 100 feet of the lake. Therefore, about 50% of the area contributing natural radiation to the location is a combination of sandy soil, beach sand, and lake water. As seen from the REMP soil and beach analyses, the soil at E-01 show a lower concentration of K-40 at E-01 verse E-02, E-03, E-04. Concentrations of K-40 are 13.62 pCi/g at E-01 vs. 19.36 pCi/g average at E-02, E-03, and E-04. As seen from the REMP soil and beach sediment analyses, the beach sands at E-01 have lower K-40 (2.815 pCi/g) concentrations than the soil at E-01. However, since E-01 has a combination of different natural radiation contributors (beach sand, lake water, and soil), that could explain the lower results that are observed at E-01.

The impact of the ISFSI on the ambient radiation levels at its nearest site boundary, the west boundary is shown in Figure 11-10. The ISFSI impact on ambient exposure levels was addressed briefly in Section 11.1 (see Figure 11-2).



**Figure 11-10 E-03, E-31, E-44 and Background Site E-20 Results 1992 to 2020**

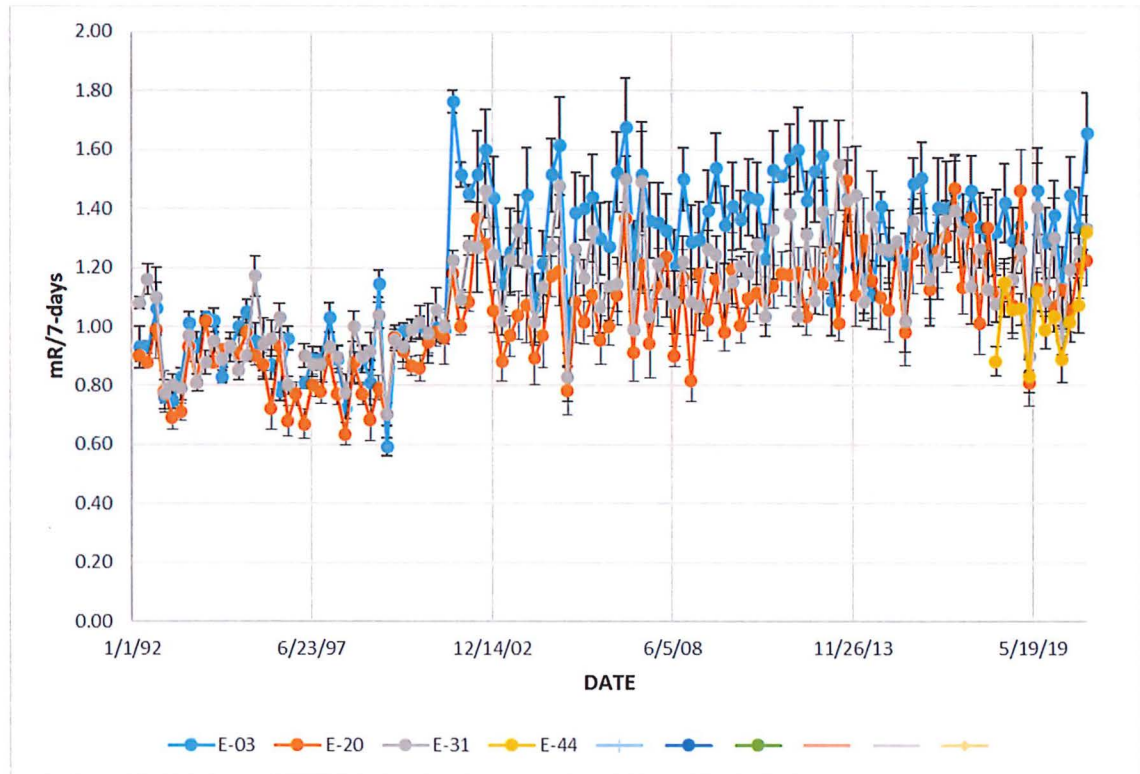


Figure 11-2 shows that beginning with the use of the Teflon TLD cards in the fourth quarter of 2000, the measured exposure levels at E-03 are 2 – 5 mR/7-days lower than the exposures at the west fence of the ISFSI. Figure 11-10 shows that although their individual 95% confidence levels overlap indicating no statistical difference, the quarterly exposures at E-03 (about 1200 feet from the ISFSI) are consistently higher than the exposure at E-31 (at the site boundary about 1400 feet west of E-03). Therefore, the lower values at E-31 compared to E-03 appear to be a real difference as the distance from the ISFSI increases at the west boundary. Because land usage and location are similar at E-03 and E-31, the cause of the previously identified response differences between E-03 and E-01 are not applicable. In 2018, a TLD monitoring location was added at location E-44, directly west of E-03 and E-31 over the site boundary. It can be seen that since 2018, E-44 shows a decreased reading when compared to E-03 and subsequently E-31. Therefore, the lower results at the site boundary location E-31 and E-44 show that the exposures from the ISFSI are dropping off and approaching the lower readings found at the background site E-20.

## 12.0 REMP CONCLUSION

Based on the analytical results from the 779 environmental samples (741 individual samples with an additional 24 quarterly air particulate composites and 14 quarterly lake water composites) together with 132 REMP + 16 ISFSI sets of TLDs that comprised the PBNP REMP for 2020, PBNP effluents had no discernable effect on the surrounding environs. The calculated effluent doses are below the 10 CFR 50, Appendix I dose objectives demonstrate that PBNP continues to have good controls on effluent releases. The control of effluents from PBNP continues to be acceptable pursuant to the ALARA criteria of 10 CFR 50.34a. Additionally, when the TLD results are factored in to the overall exposure, the resulting doses are lower than the ISFSI (10 CFR 72.104) and EPA (40 CFR 190) limits of 25 mrem whole body, 75 mrem thyroid, and 25 mrem any other organ.

From the long-term analysis of TLD results, there is no evidence of elevated ambient radiation levels from the operation of Point Beach and the ISFSI except for the slightly higher exposures measured at the site boundary (E-31) compared to the background reference site (E-20) [see Figure 11-10].

## **Part D**

### **GROUNDWATER MONITORING**

#### **13.0 PROGRAM DESCRIPTION**

PBNP monitors groundwater for tritium as part of the Groundwater Protection Program (GWPP). The GWPP supports NEI 07-07, the nuclear industry's groundwater protection initiative. The GWPP also fulfills the requirement of 10 CFR 20.1501(a) to make surveys of areas, including to subsurface in order to comply with Part 20. During 2020 the sampling program consisted of beach drains, intermittent stream and bog locations, drinking water wells, façade wells, yard electrical manholes, ground water monitoring wells, and the subsurface drainage (SSD) system sump located in the U-2 façade.

In the late 1970s, the beach drains entering Lake Michigan were found to contain tritium. The beach drains are the discharge points for yard drainage system, which carries storm water runoff, and are known to be infiltrated by groundwater as observed by discharges even when no rain has occurred. In the 1980s, the source of tritium for this pathway was postulated to be spent fuel pool leakage into the groundwater under the plant. Based on this observation, modifications were made to the pool, and the tritium concentrations decreased below the effluent LLDs. Beach drain effluents continue to be monitored and are accounted for in the monthly effluent quantification process. Because the beach drains are susceptible to groundwater in-leakage from other sources such as the area around the former retention pond which is known to contain tritium, the beach drains are monitored as part of the groundwater monitoring program. In addition to tritium, groundwater beach drain samples also are gamma scanned for the same suite of radionuclides as lake water using the lake water LLDs.

Three intermittent stream locations and the Energy Information Center (EIC) well were added to the groundwater monitoring program in the late 1990s when it was discovered that tritium diffusion from the then operable, earthen retention pond was observable in the intermittent streams which transverse the site in a NW to SE direction. A fourth stream location closer to the plant was added in 2008. These streams pass on the east and west sides of the former retention pond and empty into Lake Michigan about half a mile south of the plant near the meteorological tower. The intermittent stream samples track tritium in the surface groundwater.

The groundwater monitoring program also includes two bogs / ponds on site. One is located about 400 feet SSE of the former retention pond; the other, about 1500 feet N between Warehouses 6 and 7.

In addition to the main plant well, four other drinking water wells are monitored. The Site Boundary Control Center well, located at the plant entrance, the Warehouse 6 well, on the north side of the plant, and the EIC well, located south of the plant. In 2012, a new building (Warehouse 7) was constructed for radwaste. The well for this building was added to the GWPP. These wells do not draw water from the top 20 - 30 feet of soil which is known to contain tritium. These wells monitor the deeper (200 - 600 feet), drinking water aquifer from



which the main plant well draws its water. The two soil layers are separated by a gray, very dense till layer of low permeability identified by hydrological studies.

Manholes in the plant yard and for the subsurface drainage (SSD) system under the plant are available for obtaining ground water samples. The plant yard manholes for accessing electrical conduits are susceptible to ground water in-leakage. Therefore, a number of these were sampled. The SSD system was designed to lessen hydrostatic pressure on the foundation by controlling the flow of water under the plant and around the perimeter of the foundation walls. The SSD system flows to a sump in the Unit 2 facade. The sump was sampled twelve times during 2020.

Due to flooding concerns, man-holes and clean-outs for the SSD were sealed in 2014. Therefore, only the SSD sump now is used for sampling.

In the 1990s, two wells were sunk in each unit's façade to monitor the groundwater levels and look for evidence of concrete integrity as part of the ISI IWE Containment Inspection Program. These wells are stand pipes which are sampled periodically for chemical analyses. Façade well sampling has been part of the GWPP since 2007. These wells are sampled quarterly.

In November 2019 repairs to the beach drain access and additional wave run up rip-rap was placed around the shoreline to prevent additional high lake level impacts and erosion beach. These repairs and additions allowed for better access to beach drain sampling in 2020. S-1 and S-3 locations were sampled every month during the year when flow was available, and S-12 was also more accessible throughout the year for sampling. Other beach drain locations were noted as not having flow during the sampling periods.

The groundwater sampling sites (other than the beach drains, SSDs and manholes) are shown in Figure 13.1.

Figure 13-1 Groundwater Monitoring Locations





## 14.0 RESULTS AND DISCUSSION

### 14.1 Streams and Bogs

The results from the surface groundwater monitoring associated with the former retention pond are presented in Table 14-1. For the most part, the creek results are barely above the detection level and less than the MDC. The highest averages are for the East Creek and STP which are in the groundwater flow path from the retention pond area to Lake Michigan. The West Creek is west of the former retention pond, an upstream location with respect to the groundwater flow. The tritium concentration at GW-08, close to the former retention pond, is about one-tenth of the tritium concentrations it had prior to the remediation of the retention pond.

**Table 14-1 Intermittent Streams and Bogs  
H-3 Concentration (pCi/l)**

Month	GW-01(E-01)	GW-02	GW-03	GW-17	BOGS		MDC
	Creek Confluence	E. Creek	W. Creek	STP	GW-07	GW-08	
Jan	ND ±	154 ± 82	ND ±	221 ± 86			156
Feb	NS ±	NS ±	NS ±	NS ±			
Mar	ND ±	101 ± 79	ND ±	263 ± 88			159
Apr	ND ±	253 ± 88	114 ± 81	304 ± 91			156
May	ND ±	294 ± 90	ND ±	482 ± 99	118 ± 81	631 ± 105	160
Jun	134 ± 82	ND ±	137 ± 83	320 ± 92			156
Jul	ND ±	164 ± 83	ND ±	166 ± 83			159
Aug	NS ±	NS ±	NS ±	NS ±			
Sep	199 ± 85	203 ± 85	84 ± 78	167 ± 83			159
Oct	NS ±	NS ±	NS ±	NS ±			
Nov	ND ±	231 ± 86	ND ±	277 ± 88			157
Dec	ND ±	171 ± 89	ND ±	142 ± 88			161
Average	62 ± 68	182 ± 73	61 ± 44	260 ± 105			

A blank indicates no sample was scheduled. Streams are sampled monthly; bogs, annually.

Values are presented as the measured value and the 95% confidence level counting error.

ND = not statistically different from zero at the 95% confidence level.

NS= No sample available

The analyses of these surface water samples show low concentrations of tritium, similar to those observed in the beach drains. Two small positive tritium concentrations occur in samples from the confluence of the two creeks (GW-01), with only one result being above the MDC. None of the West Creek (GW-03) samples had tritium above its MDC. In contrast, there are more positive results from GW-02 (south end of the East Creek) and GW-17 (located at the north end of the East Creek). GW-17 is east of the former retention pond area in the groundwater flow path to Lake Michigan.

The bog (GW-08) SE of the former retention pond is higher than the bog at GW-07 north of the former retention pond. The lower tritium value at GW-07 indicates that the impact of groundwater flow from the retention pond area is not to the north. These results are in conformance with the west to east groundwater flow described in the Site Conceptual Model and the FSAR. The GW-08 bog result is down from the



3200 - 3800 pCi/l seen in 1999 before the retention pond was remediated. A gamma analysis of the GW-08 bog sample from May 2020 showed no other detectable isotopes.

#### 14.2 Beach Drains

The 2020 results for the beach drains that were sampled are presented in Table 14-2. S-1 collects yard drainage from the north part of the site yard; S-3, from the south. Drains S-8 and S-9 carry water from the lake side yard drains whereas drains S-7 and S-10 are from the turbine building roof. S-12 is a drain from the external SSD which run along the outside northern half of the foundation wall, and S-13 is the south external SSD drain. They are not connected to the internal SSD under the plant which drains to a sump in the U2 façade.

**Table 14-2**  
**2020 Beach Drain H-3 Concentration (pCi/l)**

Month	S-1	S-12	S-8	S-9	S-13	S-3	MDC
Jan	547 ± 101	NF	NF ±	NF ±	NF ±	ND ±	156
Feb	278 ± 90	256 ± 89	NF ±	NF ±	NF ±	536 ± 102	153
Mar	473 ± 96	196 ± 82	NF ±	NF ±	NF ±	318 ± 89	151
Apr	410 ± 94	271 ± 88	NF ±	NF ±	NF ±	669 ± 106	157
May	320 ± 89	NF	NF ±	NF ±	NF ±	313 ± 88	153
Jun	283 ± 89	296 ± 90	NF ±	NF ±	NF ±	400 ± 95	149
Jul	292 ± 90	267 ± 89	NF ±	NF ±	NF ±	487 ± 99	159
Aug	184 ± 85	NF	NF ±	NF ±	NF ±	272 ± 89	158
Sep	235 ± 89	NF	NF ±	NF ±	NF ±	278 ± 91	154
Oct	181 ± 87	185 ± 87	NF ±	NF ±	NF ±	378 ± 97	156
Nov	279 ± 90	NF	NF ±	NF ±	NF ±	366 ± 94	155
Dec	284 ± 89	NF	NF ±	NF ±	NF ±	400 ± 94	155
Avg =	314 ± 111	245 ± 44	±	±	±	370 ± 158	

ND = not detected and ≤MDC

NS = no sample

NF = no sample due to no flow

The tritium concentrations at S-1 and S-3 are consistent with results from previous years. S-12 location was more accessible in 2020 than in previous years, but results are similar to previous year tritium concentrations. Results are similar to those observed at intermittent streams and in manholes around the site, and like in years prior are attributed to tritium recapture.

Gamma scans were performed on the beach drain samples at the LLD used for lake water. A few indications of small, positive concentration values below their MDCs were found for Mn-54, Fe-59, Co-58, Co-60, Cs-137, and Ba-La-140. All the positive results were below their MDCs. Therefore, it is concluded that all the gamma results are false positives. This leaves tritium as the only PBNP radionuclide positively found in the beach drains.

#### 14.3 Electrical Vaults and Other Manholes

Manholes for access to below ground electrical facilities are susceptible to groundwater in-leakage. The manholes east side of the plant, between the Turbine building and Lake Michigan have low tritium concentrations (Table 14-3). Z-065A

and Z-065B are located on the west side of the pump house. Manholes, Z-066A and Z-067A through Z-066D and Z-067D are between the pump house and the turbine building and run in parallel in the NE section of the yard beginning just north of the Unit 2 truck bay and run from the Unit 2 truck bay north to the EDG building. Z-068 is located just west of the EDG building and north of Z-066/067D. Each of the two A, B, C, and D vaults is side by side. The similarity of the April and September Z-068 tritium values is similar to the S-1 and S-3 beach tritium values. Gamma scans on the April Z-066B and Z-066C samples showed no detectable radionuclides.

**Table 14-3**  
**2020 East Yard Area Manhole Tritium (pCi/l)**

MH	4/28/2020	9/22/2020
Z-065A(M-1)	NS ±	321 ± 91
Z-065B(M-2)	NS ±	303 ± 90
Z-066A	191 ± 82	244 ± 87
Z-067A	249 ± 85	208 ± 85
Z-066B	660 ± 104	334 ± 91
Z-067B	649 ± 104	332 ± 91
Z-066C	440 ± 95	253 ± 87
Z-067C	311 ± 88	190 ± 84
Z-066D*	360 ± 91	307 ± 90
Z-067D*	200 ± 83	167 ± 83
Z-068*	353 ± 90	266 ± 88
MDC	153	157

\*Sample Date 4/30/2020

#### 14.4 Façade Wells and Subsurface Drainage System

There are two methods of sampling the groundwater under the plant foundation. The first is a set of four shallow wells, two in each façade. The other is a subsurface drainage system (SSD). The façade wells were installed to monitor for groundwater conditions which may affect the integrity of the concrete and rebar of each unit's foundation. The SSD was designed to relieve hydrostatic pressure on each unit's foundation as well as the Auxiliary and Turbine buildings.

The façade wells are not located symmetrically in the two units. The Unit 1 façade wells are east of the containment in the SE (1Z-361A) and NE (1Z-361B) corners of the façade. However, in Unit 2, there is one well in the NW corner (2Z-361A) and the other rotated approximately 180° in the SW corner (2Z-361B). In each the well cap is level with the floor.

The 2020 façade well tritium results are shown in Table 14-4. The Unit 1 wells continue to have higher tritium concentrations than the U2 wells with 1Z-361A, in the SE corner of the Unit 1 façade, having the highest tritium concentrations.

In addition to tritium analysis, the façade wells were analyzed for gamma isotopic activity. As in lake water samples, small positive values below their calculated, minimum detectable concentrations were found for Mn-54, Co-58, Fe-59, Cs-137, and Ba-La-140. The Ba-La-140 results from the second water façade well samples

did not achieve the 15 pCi/L Lower Limit of Detection (LLD) for Ba-La-140 analysis at the offsite vendor lab. The LLD could not be achieved due to the age of the sample, it was obtained in June 2020 but not shipped to the lab for analysis until late August 2020. All other isotope LLDs were achieved for these samples. Gamma isotopic analysis for all other isotopes in the samples and hard-to-detect isotopes for 1Z-361A/B were less than the minimum detectable concentrations, therefore it can be concluded that there was no groundwater monitoring program impact by not achieving the LLD for Ba-La-140.

**Table 14-4**  
**2020 Facade Well Water Tritium (pCi/l)**

Month	UNIT 1		UNIT 2		MDC
	1Z-361A	1Z-361B	2Z-361A	2Z-361B	
February	260 ± 87	126 ± 80	ND ±	108 ± 79	157
June	574 ± 109	448 ± 104	ND ±	142 ± 89	155
August	155 ± 86	115 ± 83	ND ±	153 ± 85	155
October	247 ± 87	91 ± 78	ND ±	189 ± 84	158
ND = Not Detected and <MDC      NS = No Sample					

To relieve hydrostatic pressure on the foundation, Point Beach has an external and an internal subsurface drainage system (SSD) to drain groundwater away from the foundation.

The internal SSD consist of perforated piping which drains groundwater by gravity to a sump located in the Unit 2 façade. A comparison of the 2017 through 2020 SSD results is presented in Table 14-5. In 2020, the tritium were similar as to what was observed in 2019. An increase was observed in the last quarter of 2019 because the subsurface drainage sump pump was out of service and the samples obtained were manual grab samples at one time during the month. There were no known system leaks and the SSD was not discharged from October 2019 until December 2019. The SSD is discharged via wastewater effluent system. The tritium values then returned to expected concentrations later throughout the rest of 2020.

The SSD sump samples are scanned for gamma emitters. A few slightly positive values were found for Co-58, Fe-59, Zr-Nb-95, all results were below the MDC.



**Table 14-5**  
**2017 - 2020 Unit 2 Facade SSD Sump H-3 (pCi/l)**

	2017		2018		2019		2020	
Date	pCi/l	2 $\sigma$	pCi/l	2 $\sigma$	pCi/l	2 $\sigma$	pCi/l	2 $\sigma$
Jan	1058 $\pm$	122	2634 $\pm$	168	808 $\pm$	110	3557 $\pm$	196
Feb	776 $\pm$	107	2721 $\pm$	169	923 $\pm$	114	3356 $\pm$	187
Mar	765 $\pm$	111	2217 $\pm$	169	924 $\pm$	116	1915 $\pm$	150
Apr	1635 $\pm$	142	1107 $\pm$	122	1580 $\pm$	136	1468 $\pm$	134
May	1503 $\pm$	134	389 $\pm$	98	1470 $\pm$	131	1225 $\pm$	129
Jun	854 $\pm$	112	890 $\pm$	113	1784 $\pm$	146	1217 $\pm$	130
Jul	907 $\pm$	115	1225 $\pm$	127	1681 $\pm$	144	2136 $\pm$	157
Aug	1035 $\pm$	115	1056 $\pm$	119	1703 $\pm$	143	1900 $\pm$	150
Sep	737 $\pm$	105	803 $\pm$	110	1412 $\pm$	132	1621 $\pm$	141
Oct	8772 $\pm$	284	1022 $\pm$	116	8932 $\pm$	291	1419 $\pm$	135
Nov	7478 $\pm$	265	852 $\pm$	111	10877 $\pm$	318	1170 $\pm$	130
Dec	4165 $\pm$	203	634 $\pm$	106	5886 $\pm$	240	1241 $\pm$	131
Average	2474 $\pm$	2815	1296 $\pm$	781	3165 $\pm$	3444	1852 $\pm$	814

The external SSD system runs along the external foundation walls for the Unit 1 and Unit 2 facades, the Auxiliary Building, the North Service Building, and the Turbine Hall. It is not connected to the internal SSD system. During 2014, work to mitigate the possibility of external flooding events uncovered the N (S-12) and S (S-13) external SSD outfalls. Both the north and south halves of the external SSD system drain toward the beach. Several samples from SSD S-12 were obtained in 2020 and the results ranged from 185 – 296 pCi/L, which is lower yet still comparable to the concentrations found in various manholes (Table 14-3) on the east side of the plant during 2020.

#### 14.5 Potable Water and Monitoring Wells

Outside of the protected area, ten wells, in addition to the main plant well (Section 11.7), are used for monitoring tritium in groundwater: the four potable water wells, GW-04 (Energy Information Center or EIC), GW-05 (Warehouse 6), GW-18 (Warehouse 7), GW-06 (Site Boundary Control Center), and six tritium groundwater monitoring wells, GW-11 through GW-16 (Figure 13-1).

The potable water wells monitor the deep, drinking water aquifer whereas the monitoring wells penetrate less than 30 feet to monitor the top soil layer. The potable water aquifer is separated from the shallow, surface water aquifer by a thick, clay layer with very low permeability. The potable water wells had no detectable tritium, except for one result in April 2020 at GW-05 that was statistically no different than zero at  $79 \pm 78$  pCi/L (Table 14-6). GW-04 had three slightly positive results for Mn-54, Co-58, and Co-60. The Co-58 and Mn-54 results obtained in the November sample were below the MDC, while the Co-60 result of

2.1 ± 1.6 was just above the MDC of 1.8 in May 2020. These are determined to be false positives as there were no other indications of nuclides (gamma or tritium) in the respective months or surrounding months. As well there were no known spills or effluent release pathways that would have interacted with this location.

**Table 14-6**  
**2020 Potable Well Water Tritium Concentration (pCi/l)**

Month	EIC WELL GW-04	EIC MDC	Warehouse 6 Well GW-05	SBCC Well GW-06	WH 7 GW-18	GW-05, 06, 18 MDC
Jan	ND	156	ND	ND	ND	156
Feb	ND	156				
Mar	ND	159				
Apr	ND	156	79 ± 78	ND	ND	158
May	ND	160				
Jun	ND	156				
Jul	ND	159	ND	ND	ND	159
Aug	ND	155				
Sep	ND	159				
Oct	ND	155	ND	ND	ND	157
Nov	ND	157				
Dec	ND	161				

ND= not detected

The monitoring well results are similar to those obtained in 2019. The two monitoring wells showing higher and consistently detectable tritium (GW-15, GW-16) are in the flow path from the retention pond area to the lake (Table 14-7), however are approaching similar levels as observed at the locations nearest the lake such as GW-11 and GW-14.

**Table 14-7**  
**2020 Quarterly Monitoring Well Tritium (pCi/l)**

Q	MW-01 GW-11	MW-02 GW-12	MW-06 GW-13	MW-05 GW-14	MW-04 *GW-15	MW-03 *GW-16	MDC
1	103 ± 80	ND ±	ND ±	143 ± 82	176 ± 83	160 ± 83	159
2	142 ± 80	ND ±	ND ±	193 ± 82	178 ± 81	231 ± 84	153
3	184 ± 86	ND ±	ND ±	173 ± 86	186 ± 86	266 ± 91	159
4	113 ± 79	ND ±	ND ±	131 ± 80	140 ± 80	143 ± 80	155

ND= not statistically different from zero and <MDC.

NS = no sample available

\*Duplicate samples taken, highest value reported.

In summary, the results from monitoring wells GW-15 and GW-16 as well as results from the nearby surface water sample locations (GW-03, the east creek; GW-08, the bog to the SE of the former pond; and GW-17, the surface water on the SE corner of the STP) show that the area around and in the groundwater flow path from the former retention pond remain impacted by the tritium that diffused from the pond into the soil while it was in use.

## 15.0 GROUNDWATER SUMMARY

Groundwater monitoring indicates that low levels of tritium continue to occur in the upper soil layer but not in the deep, drinking water aquifer. These results also indicate that the low levels of tritium are restricted to a small, well defined area close to the plant. Results from precipitation analyses (2011 AMR) show that airborne tritium concentrations are higher close to the plant as compared to results at the site boundaries. The observed tritium concentrations in the yard manholes can be explained by the higher tritium in precipitation close to the plant. In addition to tritium captured by precipitation, the beach drains also receive the tritium captured in the AC condensate because the condensate drainage is connected to the yard drain system.

Tritium continues in the soil below the plant foundation as evidenced by results from the subsurface drainage system and from the façade wells.

In conclusion, the groundwater tritium concentrations observed at Point Beach are below the EPA drinking water standards prior to emptying into Lake Michigan where they will undergo further dilution. All analyses to date indicate that the drinking water contains no tritium. None of the tritium in the upper soil layer is migrating off-site toward the surrounding population. This is based on the known west-to-east groundwater flow toward Lake Michigan and the results from the two monitoring wells west of the plant (GW-12 and GW-13, Figure 13-1). Additionally, because no tritium is detected at a value statistically different than zero in either of the four on-site drinking water wells closest to the power block or from the drinking water well at the site boundary, none of the tritium observed in the upper soil layer has penetrated into the drinking water aquifer to impact either on-site or off-site personnel.



# APPENDIX 1

Environmental, Inc. Midwest Laboratory  
Final Report for the Point Beach Nuclear Plant  
and  
Other Analyses  
Reporting Period: January – December 2020

89 pages follow



MONTHLY  
PROGRESS REPORT  
NextEra Energy

RADIOLOGICAL ENVIRONMENTAL MONITORING PROGRAM

THE POINT BEACH NUCLEAR PLANT  
TWO RIVERS, WISCONSIN

PREPARED AND SUBMITTED  
BY  
ENVIRONMENTAL INCORPORATED MIDWEST LABORATORY

Project Number: 8006

Reporting Period: January-December, 2020

Reviewed and  
Approved by

A handwritten signature in black ink, appearing to read "A. Banavali". The signature is written over a horizontal line.

A. Banavali, PhD.  
Laboratory Manager

Date 2/3/21

Distribution: S. Bartels, 1 hardcopy, 1 email

POINT BEACH NUCLEAR PLANT  
TABLE OF CONTENTS

<u>Section</u>		<u>Page</u>
	List of Tables .....	iii
1.0	INTRODUCTION .....	iv
2.0	LISTING OF MISSED SAMPLES .....	v
3.0	DATA TABLES .....	vi
<u>Appendices</u>		
A	Interlaboratory Comparison Program Results .....	A-1
B	Data Reporting Conventions .....	B-1
C	Sampling Program and Locations .....	C-1
D	Graphs of Data Trends .....	D-1
E	Supplemental Analyses .....	E-1
F	Special Analyses .....	F-1



POINT BEACH NUCLEAR PLANT

LIST OF TABLES

<u>Title</u>	<u>Page</u>
Airborne Particulates and Iodine-131	
Location E-01, Meteorological Tower .....	1-1
Location E-02, Site Boundary Control Center .....	1-2
Location E-03, West Boundary .....	1-3
Location E-04, North Boundary .....	1-4
Location E-08, G. J. Francar Residence .....	1-5
Location E-20, Silver Lake College .....	1-6
Airborne Particulates, Gamma Isotopic Analyses .....	2-1
Milk .....	3-1
Well Water .....	4-1
Lake Water .....	5-1
Lake Water, Analyses on Quarterly Composites .....	6-1
Fish .....	7-1
Shoreline Sediments .....	8-1
Soil .....	9-1
Vegetation (Grass).....	10-1
Gamma Radiation, as Measured by TLDs .....	11-1
Groundwater Monitoring Program.....	12-1

## POINT BEACH NUCLEAR PLANT

### 1.0 INTRODUCTION

The following constitutes the current Monthly Progress Report for the Environmental Radiological Monitoring Program conducted at the Point Beach Nuclear Plant, Two Rivers, Wisconsin. Results of completed analyses are presented in the attached tables. Missing entries indicate analyses that are not completed. These results will appear in subsequent reports. Data tables reflect sample analysis results for both Technical Specification requirements and Special Interest locations and samples are randomly selected within the Program monitoring area to provide additional data for cross-comparisons.

For all gamma isotopic analyses, the spectrum is computer scanned from 80 to 2048 KeV. Specifically included are Mn-54, Fe-59, Co-58, Co-60, Zn-65, Zr-95, Nb-95, Ru-103, Ru-106, I-131, Ba-La-140, Cs-134, Cs-137, Ce-141, and Ce-144. Naturally occurring gamma-emitters, such as K-40 and Ra daughters, are frequently detected in soil and sediment samples. Specific isotopes listed are K-40, Tl-208, Pb-212, Bi-214, Ra-226 and Ac-228. The results reported under "Other Gammas" may be Co-60, Ru-103 or any other radionuclide which is indicative of other gammas for the sample type. "Other Gammas" do not include naturally occurring radionuclides.

All concentrations, except gross beta, are decay corrected.

All samples were collected within the scheduled period unless noted otherwise in the Listing of Missed Samples.

POINT BEACH NUCLEAR PLANT

## 2.0 LISTING OF MISSED SAMPLES

Sample Type	Location	Expected Collection Date	Reason
-------------	----------	--------------------------------	--------



## POINT BEACH NUCLEAR PLANT

### 3.0 Data Tables

# POINT BEACH NUCLEAR PLANT

Table 1. Airborne particulates and charcoal canisters, analyses for gross beta and iodine-131.

Location: E-01, Meteorological Tower

Units: pCi/m<sup>3</sup>

Collection: Continuous, weekly exchange.

Date Collected	Vol. (m <sup>3</sup> )	Gross Beta	I-131	Date Collected	Vol. (m <sup>3</sup> )	Gross Beta	I-131
<u>Required LLD</u>		<u>0.010</u>	<u>0.030</u>	<u>Required LLD</u>		<u>0.010</u>	<u>0.030</u>
01-09-20	262	0.013 ± 0.004	< 0.017	07-07-20	259	0.025 ± 0.004	< 0.009
01-15-20	260	0.023 ± 0.004	< 0.009	07-16-20	457	0.016 ± 0.002	< 0.014
01-22-20	304	0.027 ± 0.004	< 0.011	07-22-20	269	0.021 ± 0.004	< 0.017
01-29-20	304	0.018 ± 0.003	< 0.012	07-29-20	314	0.025 ± 0.003	< 0.008
02-05-20	303	0.015 ± 0.003	< 0.009	08-05-20	302	0.008 ± 0.003	< 0.008
02-13-20	355	0.019 ± 0.003	< 0.010	08-12-20	314	0.023 ± 0.003	< 0.014
02-19-20	262	0.024 ± 0.004	< 0.011	08-19-20	304	0.019 ± 0.003	< 0.008
02-26-20	295	0.031 ± 0.004	< 0.013	08-26-20	309	0.033 ± 0.004	< 0.010
03-04-20	300	0.018 ± 0.003	< 0.010	09-02-20	311	0.023 ± 0.004	< 0.007
03-12-20	345	0.019 ± 0.003	< 0.020	09-09-20	315	0.020 ± 0.003	< 0.007
03-18-20	263	0.027 ± 0.004	< 0.016	09-16-20	303	0.021 ± 0.004	< 0.016
03-25-20	304	0.028 ± 0.004	< 0.016	09-23-20	308	0.024 ± 0.004	< 0.009
04-03-20	381	0.017 ± 0.003	< 0.012	09-30-20	304	0.034 ± 0.004	< 0.011
1st Quarter				3rd Quarter			
Mean ± s.d.		0.021 ± 0.006 < 0.013		Mean ± s.d.		0.022 ± 0.007 < 0.011	
04-09-20	264	0.022 ± 0.004	< 0.014	10-07-20	311	0.015 ± 0.003	< 0.015
04-15-20	260	0.022 ± 0.004	< 0.017	10-14-20	305	0.022 ± 0.003	< 0.017
04-22-20	303	0.026 ± 0.004	< 0.015	10-20-20	265	0.021 ± 0.004	< 0.016
04-29-20	299	0.023 ± 0.003	< 0.015	10-28-20	345	0.024 ± 0.003	< 0.008
05-06-20	298	0.016 ± 0.004	< 0.013	11-04-20	311	0.034 ± 0.004	< 0.008
05-12-20	268	0.014 ± 0.003	< 0.010	11-12-20	349	0.043 ± 0.004	< 0.012
05-20-20	340	0.020 ± 0.003	< 0.010	11-18-20	262	0.040 ± 0.005	< 0.015
05-27-20	292	0.014 ± 0.003	< 0.010	11-24-20	258	0.029 ± 0.004	< 0.008
06-03-20	304	0.020 ± 0.003	< 0.009	12-02-20	343	0.027 ± 0.003	< 0.008
06-09-20	268	0.020 ± 0.004	< 0.008	12-10-20	341	0.029 ± 0.003	< 0.008
06-17-20	345	0.014 ± 0.003	< 0.015	12-17-20	300	0.022 ± 0.003	< 0.008
06-24-20	300	0.027 ± 0.004	< 0.013	12-23-20	262	0.048 ± 0.005	< 0.012
07-01-20	294	0.022 ± 0.004	< 0.008	12-31-20	350	0.023 ± 0.003	< 0.019
2nd Quarter				4th Quarter			
Mean ± s.d.		0.020 ± 0.004 < 0.012		Mean ± s.d.		0.029 ± 0.010 < 0.012	
Cumulative Average						0.023 ± 0.007	< 0.012

POINT BEACH NUCLEAR PLANT

Table 1. Airborne particulates and charcoal canisters, analyses for gross beta and iodine-131.

Location: E-02, Site Boundary Control Center

Units: pCi/m<sup>3</sup>

Collection: Continuous, weekly exchange.

Date Collected	Vol. (m <sup>3</sup> )	Gross Beta	I-131	Date Collected	Vol. (m <sup>3</sup> )	Gross Beta	I-131
<u>Required LLD</u>		<u>0.010</u>	<u>0.030</u>	<u>Required LLD</u>		<u>0.010</u>	<u>0.030</u>
01-09-20	264	0.017 ± 0.004	< 0.017	07-07-20	265	0.027 ± 0.004	< 0.009
01-15-20	261	0.022 ± 0.004	< 0.009	07-16-20	444	0.017 ± 0.002	< 0.015
01-22-20	303	0.028 ± 0.004	< 0.011	07-22-20	256	0.021 ± 0.004	< 0.018
01-29-20	301	0.014 ± 0.003	< 0.012	07-29-20	301	0.027 ± 0.004	< 0.009
02-05-20	308	0.018 ± 0.004	< 0.009	08-05-20	303	0.009 ± 0.003	< 0.008
02-13-20	356	0.021 ± 0.003	< 0.010	08-12-20	301	0.028 ± 0.004	< 0.014
02-19-20	252	0.026 ± 0.004	< 0.011	08-19-20	299	0.022 ± 0.003	< 0.008
02-26-20	289	0.027 ± 0.004	< 0.013	08-26-20	300	0.034 ± 0.004	< 0.011
03-04-20	298	0.020 ± 0.004	< 0.010	09-02-20	299	0.027 ± 0.004	< 0.007
03-12-20	345	0.021 ± 0.003	< 0.020	09-09-20	315	0.016 ± 0.003	< 0.007
03-18-20	263	0.026 ± 0.004	< 0.016	09-16-20	294	0.019 ± 0.004	< 0.017
03-25-20	304	0.030 ± 0.004	< 0.016	09-23-20	307	0.027 ± 0.004	< 0.009
04-03-20	381	0.015 ± 0.003	< 0.012	09-30-20	299	0.036 ± 0.004	< 0.011
1st Quarter				3rd Quarter			
Mean ± s.d.		0.022 ± 0.005	< 0.013	Mean ± s.d.		0.024 ± 0.007	< 0.011
04-09-20	260	0.017 ± 0.004	< 0.015	10-07-20	306	0.017 ± 0.003	< 0.015
04-15-20	260	0.021 ± 0.004	< 0.017	10-14-20	305	0.024 ± 0.003	< 0.017
04-22-20	303	0.024 ± 0.004	< 0.015	10-20-20	261	0.018 ± 0.004	< 0.017
04-29-20	304	0.024 ± 0.003	< 0.015	10-28-20	345	0.021 ± 0.003	< 0.008
05-06-20	300	0.015 ± 0.003	< 0.013	11-04-20	302	0.037 ± 0.004	< 0.008
05-12-20	271	0.014 ± 0.003	< 0.010	11-12-20	352	0.040 ± 0.004	< 0.012
05-20-20	339	0.019 ± 0.003	< 0.010	11-18-20	254	0.039 ± 0.005	< 0.015
05-27-20	297	0.017 ± 0.003	< 0.010	11-24-20	256	0.033 ± 0.004	< 0.008
06-03-20	299	0.022 ± 0.003	< 0.009	12-02-20	341	0.029 ± 0.004	< 0.008
06-09-20	273	0.021 ± 0.004	< 0.008	12-10-20	344	0.032 ± 0.004	< 0.008
06-17-20	344	0.015 ± 0.003	< 0.015	12-17-20	307	0.020 ± 0.003	< 0.008
06-24-20	300	0.029 ± 0.004	< 0.013	12-23-20	263	0.057 ± 0.005	< 0.012
07-01-20	309	0.023 ± 0.003	< 0.008	12-31-20	345	0.024 ± 0.003	< 0.019
2nd Quarter				4th Quarter			
Mean ± s.d.		0.020 ± 0.004	< 0.012	Mean ± s.d.		0.030 ± 0.011	< 0.012
				Cumulative Average		0.024 ± 0.008	< 0.012



# POINT BEACH NUCLEAR PLANT

Table 1. Airborne particulates and charcoal canisters, analyses for gross beta and iodine-131.

Location: E-03, West Boundary

Units: pCi/m<sup>3</sup>

Collection: Continuous, weekly exchange.

Date Collected	Vol. (m <sup>3</sup> )	Gross Beta	I-131	Date Collected	Vol. (m <sup>3</sup> )	Gross Beta	I-131
<u>Required LLD</u>		<u>0.010</u>	<u>0.030</u>	<u>Required LLD</u>		<u>0.010</u>	<u>0.030</u>
01-09-20	266	0.013 ± 0.004	< 0.017	07-07-20	262	0.028 ± 0.004	< 0.009
01-15-20	261	0.021 ± 0.004	< 0.009	07-16-20	438	0.016 ± 0.002	< 0.015
01-22-20	303	0.028 ± 0.004	< 0.011	07-22-20	261	0.018 ± 0.003	< 0.017
01-29-20	311	0.019 ± 0.003	< 0.011	07-29-20	302	0.021 ± 0.003	< 0.009
02-05-20	308	0.016 ± 0.003	< 0.009	08-05-20	303	0.010 ± 0.003	< 0.008
02-13-20	351	0.019 ± 0.003	< 0.011	08-12-20	305	0.024 ± 0.003	< 0.014
02-19-20	261	0.020 ± 0.004	< 0.011	08-19-20	299	0.022 ± 0.003	< 0.008
02-26-20	299	0.027 ± 0.004	< 0.013	08-26-20	296	0.031 ± 0.004	< 0.011
03-04-20	299	0.017 ± 0.003	< 0.010	09-02-20	300	0.023 ± 0.004	< 0.007
03-12-20	346	0.020 ± 0.003	< 0.020	09-09-20	315	0.017 ± 0.003	< 0.007
03-18-20	257	0.030 ± 0.004	< 0.016	09-16-20	292	0.016 ± 0.004	< 0.017
03-25-20	299	0.025 ± 0.004	< 0.017	09-23-20	305	0.025 ± 0.004	< 0.009
04-03-20	381	0.016 ± 0.003	< 0.012	09-30-20	304	0.035 ± 0.004	< 0.011
1st Quarter Mean ± s.d.		0.021 ± 0.005	< 0.013	3rd Quarter Mean ± s.d.		0.022 ± 0.007	< 0.011
04-09-20	264	0.020 ± 0.004	< 0.014	10-07-20	301	0.015 ± 0.003	< 0.015
04-15-20	260	0.022 ± 0.004	< 0.017	10-14-20	311	0.018 ± 0.003	< 0.017
04-22-20	302	0.023 ± 0.004	< 0.015	10-20-20	261	0.020 ± 0.004	< 0.017
04-29-20	304	0.024 ± 0.003	< 0.015	10-28-20	343	0.024 ± 0.003	< 0.009
05-06-20	297	0.013 ± 0.003	< 0.013	11-04-20	298	0.033 ± 0.004	< 0.009
05-12-20	263	0.014 ± 0.003	< 0.010	11-12-20	354	0.043 ± 0.004	< 0.012
05-20-20	340	0.022 ± 0.003	< 0.010	11-18-20	264	0.037 ± 0.004	< 0.015
05-27-20	292	0.018 ± 0.003	< 0.010	11-24-20	256	0.033 ± 0.004	< 0.008
06-03-20	300	0.023 ± 0.003	< 0.009	12-02-20	344	0.026 ± 0.003	< 0.008
06-09-20	267	0.017 ± 0.003	< 0.008	12-10-20	344	0.030 ± 0.003	< 0.008
06-17-20	339	0.017 ± 0.003	< 0.015	12-17-20	302	0.019 ± 0.003	< 0.008
06-24-20	301	0.024 ± 0.003	< 0.013	12-23-20	257	0.048 ± 0.005	< 0.012
07-01-20	309	0.022 ± 0.003	< 0.008	12-31-20	350	0.020 ± 0.003	< 0.019
2nd Quarter Mean ± s.d.		0.020 ± 0.004	< 0.012	4th Quarter Mean ± s.d.		0.028 ± 0.010	< 0.012
				Cumulative Average		0.023 ± 0.007	< 0.012

# POINT BEACH NUCLEAR PLANT

Table 1. Airborne particulates and charcoal canisters, analyses for gross beta and iodine-131.

Location: E-04, North Boundary

Units: pCi/m<sup>3</sup>

Collection: Continuous, weekly exchange.

Date Collected	Vol. (m <sup>3</sup> )	Gross Beta	I-131	Date Collected	Vol. (m <sup>3</sup> )	Gross Beta	I-131
<u>Required LLD</u>		<u>0.010</u>	<u>0.030</u>	<u>Required LLD</u>		<u>0.010</u>	<u>0.030</u>
01-09-20	269	0.017 ± 0.004	< 0.017	07-07-20	260	0.024 ± 0.004	< 0.009
01-15-20	268	0.020 ± 0.004	< 0.008	07-16-20	437	0.015 ± 0.002	< 0.015
01-22-20	303	0.027 ± 0.004	< 0.011	07-22-20	260	0.021 ± 0.004	< 0.017
01-29-20	313	0.020 ± 0.003	< 0.011	07-29-20	306	0.019 ± 0.003	< 0.008
02-05-20	307	0.017 ± 0.004	< 0.009	08-05-20	308	0.008 ± 0.003	< 0.007
02-13-20	356	0.020 ± 0.003	< 0.010	08-12-20	304	0.024 ± 0.003	< 0.014
02-19-20	261	0.026 ± 0.004	< 0.011	08-19-20	298	0.024 ± 0.004	< 0.008
02-26-20	301	0.029 ± 0.004	< 0.013	08-26-20	305	0.035 ± 0.004	< 0.010
				09-02-20	299	0.024 ± 0.004	< 0.007
03-04-20	301	0.020 ± 0.004	< 0.010				
03-12-20	346	0.020 ± 0.003	< 0.020	09-09-20	315	0.015 ± 0.003	< 0.007
03-18-20	263	0.031 ± 0.004	< 0.016	09-16-20	298	0.022 ± 0.004	< 0.017
03-25-20	298	0.030 ± 0.004	< 0.017	09-23-20	303	0.028 ± 0.004	< 0.009
04-03-20	388	0.016 ± 0.003	< 0.012	09-30-20	304	0.032 ± 0.004	< 0.011
1st Quarter				3rd Quarter			
Mean ± s.d.		0.023 ± 0.005	< 0.013	Mean ± s.d.		0.022 ± 0.007	< 0.011
04-09-20	263	0.022 ± 0.004	< 0.014	10-07-20	301	0.017 ± 0.003	< 0.015
04-15-20	260	0.021 ± 0.004	< 0.017	10-14-20	305	0.020 ± 0.003	< 0.017
04-22-20	307	0.025 ± 0.004	< 0.015	10-20-20	265	0.021 ± 0.004	< 0.016
04-29-20	299	0.026 ± 0.004	< 0.015	10-28-20	344	0.023 ± 0.003	< 0.008
05-06-20	301	0.012 ± 0.003	< 0.013	11-04-20	303	0.037 ± 0.004	< 0.009
05-12-20	269	0.015 ± 0.003	< 0.010	11-12-20	350	0.041 ± 0.004	< 0.012
05-20-20	340	0.021 ± 0.003	< 0.010	11-18-20	269	0.042 ± 0.005	< 0.014
05-27-20	292	0.020 ± 0.003	< 0.010	11-24-20	261	0.032 ± 0.004	< 0.008
06-03-20	300	0.020 ± 0.003	< 0.009	12-02-20	344	0.029 ± 0.004	< 0.008
06-09-20	267	0.018 ± 0.003	< 0.008	12-10-20	344	0.031 ± 0.003	< 0.008
06-17-20	344	0.015 ± 0.003	< 0.015	12-17-20	307	0.018 ± 0.003	< 0.008
06-24-20	301	0.029 ± 0.004	< 0.013	12-23-20	263	0.048 ± 0.005	< 0.012
07-01-20	301	0.026 ± 0.004	< 0.008	12-31-20	350	0.023 ± 0.003	< 0.019
2nd Quarter				4th Quarter			
Mean ± s.d.		0.021 ± 0.005	< 0.012	Mean ± s.d.		0.029 ± 0.010	< 0.012
						Cumulative Average	0.024 ± 0.008 < 0.012

# POINT BEACH NUCLEAR PLANT

Table 1. Airborne particulates and charcoal canisters, analyses for gross beta and iodine-131.

Location: E-08, G.J. Francar Residence

Units: pCi/m<sup>3</sup>

Collection: Continuous, weekly exchange.

Date Collected	Vol. (m <sup>3</sup> )	Gross Beta	I-131	Date Collected	Vol. (m <sup>3</sup> )	Gross Beta	I-131
<u>Required LLD</u>		<u>0.010</u>	<u>0.030</u>	<u>Required LLD</u>		<u>0.010</u>	<u>0.030</u>
01-09-20	269	0.016 ± 0.004	< 0.017	07-07-20	258	0.026 ± 0.004	< 0.009
01-15-20	266	0.024 ± 0.004	< 0.009	07-16-20	432	0.016 ± 0.002	< 0.015
01-22-20	303	0.027 ± 0.004	< 0.011	07-22-20	260	0.018 ± 0.003	< 0.017
01-29-20	303	0.016 ± 0.003	< 0.012	07-29-20	299	0.020 ± 0.003	< 0.009
02-05-20	309	0.021 ± 0.004	< 0.009	08-05-20	311	0.008 ± 0.002	< 0.007
02-13-20	359	0.022 ± 0.003	< 0.010	08-12-20	305	0.027 ± 0.004	< 0.014
02-19-20	261	0.026 ± 0.004	< 0.011	08-19-20	300	0.025 ± 0.004	< 0.008
02-26-20	296	0.030 ± 0.004	< 0.013	08-26-20	298	0.032 ± 0.004	< 0.011
03-04-20	299	0.017 ± 0.003	< 0.010	09-02-20	307	0.026 ± 0.004	< 0.007
03-12-20	344	0.024 ± 0.003	< 0.020	09-09-20	316	0.016 ± 0.003	< 0.007
03-18-20	262	0.030 ± 0.004	< 0.016	09-16-20	295	0.019 ± 0.004	< 0.017
03-25-20	303	0.027 ± 0.004	< 0.016	09-23-20	307	0.026 ± 0.004	< 0.009
04-03-20	386	0.014 ± 0.003	< 0.012	09-30-20	308	0.032 ± 0.004	< 0.011
1st Quarter				3rd Quarter			
Mean ± s.d.		0.023 ± 0.006	< 0.013	Mean ± s.d.		0.022 ± 0.007	< 0.011
04-09-20	265	0.021 ± 0.004	< 0.014	10-07-20	306	0.018 ± 0.003	< 0.015
04-15-20	261	0.022 ± 0.004	< 0.017	10-14-20	306	0.021 ± 0.003	< 0.017
04-22-20	296	0.023 ± 0.004	< 0.015	10-20-20	262	0.019 ± 0.004	< 0.017
04-29-20	305	0.025 ± 0.004	< 0.015	10-28-20	350	0.021 ± 0.003	< 0.008
05-06-20	298	0.015 ± 0.003	< 0.013	11-04-20	302	0.035 ± 0.004	< 0.009
05-12-20	268	0.015 ± 0.003	< 0.010	11-12-20	354	0.037 ± 0.004	< 0.012
05-20-20	344	0.014 ± 0.003	< 0.010	11-18-20	263	0.039 ± 0.004	< 0.015
05-27-20	291	0.017 ± 0.003	< 0.010	11-24-20	259	0.032 ± 0.004	< 0.008
06-03-20	307	0.021 ± 0.003	< 0.009	12-02-20	356	0.032 ± 0.004	< 0.008
06-09-20	265	0.016 ± 0.003	< 0.008	12-10-20	345	0.028 ± 0.003	< 0.008
06-17-20	347	0.014 ± 0.003	< 0.015	12-17-20	306	0.017 ± 0.003	< 0.008
06-24-20	302	0.025 ± 0.004	< 0.013	12-23-20	274	0.051 ± 0.005	< 0.011
07-01-20	307	0.023 ± 0.003	< 0.008	12-31-20	351	0.020 ± 0.003	< 0.019
2nd Quarter				4th Quarter			
Mean ± s.d.		0.019 ± 0.004	< 0.012	Mean ± s.d.		0.028 ± 0.010	< 0.012
Cumulative Average						0.023 ± 0.008	< 0.012
Indicator Locations Annual Mean ± s.d.						0.023 ± 0.008	< 0.012



# POINT BEACH NUCLEAR PLANT

Table 1. Airborne particulates and charcoal canisters, analyses for gross beta and iodine-131.

Location: E-20, Silver Lake

Units: pCi/m<sup>3</sup>

Collection: Continuous, weekly exchange.

Date Collected	Vol. (m <sup>3</sup> )	Gross Beta	I-131	Date Collected	Vol. (m <sup>3</sup> )	Gross Beta	I-131
<u>Required LLD</u>		<u>0.010</u>	<u>0.030</u>	<u>Required LLD</u>		<u>0.010</u>	<u>0.030</u>
01-09-20	268	0.015 ± 0.004	< 0.017	07-07-20	264	0.028 ± 0.004	< 0.009
01-15-20	267	0.021 ± 0.004	< 0.009	07-16-20	469	0.014 ± 0.002	< 0.014
01-22-20	303	0.029 ± 0.004	< 0.011	07-22-20	261	0.027 ± 0.004	< 0.017
01-29-20	312	0.019 ± 0.003	< 0.011	07-29-20	302	0.021 ± 0.003	< 0.009
02-05-20	305	0.014 ± 0.003	< 0.009	08-05-20	308	0.011 ± 0.003	< 0.007
02-13-20	257	0.025 ± 0.004	< 0.014	08-12-20	307	0.025 ± 0.003	< 0.014
02-19-20	265	0.026 ± 0.004	< 0.010	08-19-20	297	0.024 ± 0.004	< 0.008
02-26-20	298	0.030 ± 0.004	< 0.013	08-26-20	301	0.034 ± 0.004	< 0.011
03-04-20	301	0.018 ± 0.004	< 0.010	09-02-20	302	0.028 ± 0.004	< 0.007
03-12-20	348	0.022 ± 0.003	< 0.020	09-09-20	309	0.017 ± 0.003	< 0.007
03-18-20	258	0.031 ± 0.004	< 0.016	09-16-20	302	0.017 ± 0.004	< 0.016
03-25-20	299	0.030 ± 0.004	< 0.017	09-23-20	308	0.027 ± 0.004	< 0.009
04-03-20	389	0.017 ± 0.003	< 0.012	09-30-20	305	0.036 ± 0.004	< 0.011
1st Quarter				3rd Quarter			
Mean ± s.d.		0.023 ± 0.006	< 0.013	Mean ± s.d.		0.024 ± 0.007	< 0.011
04-09-20	262	0.021 ± 0.004	< 0.015	10-07-20	301	0.020 ± 0.003	< 0.015
04-15-20	260	0.024 ± 0.004	< 0.017	10-14-20	305	0.021 ± 0.003	< 0.017
04-22-20	297	0.024 ± 0.004	< 0.015	10-20-20	260	0.024 ± 0.004	< 0.017
04-29-20	304	0.027 ± 0.004	< 0.015	10-28-20	351	0.021 ± 0.003	< 0.008
05-06-20	302	0.012 ± 0.003	< 0.013	11-04-20	307	0.039 ± 0.004	< 0.009
05-12-20	263	0.018 ± 0.003	< 0.010	11-12-20	350	0.041 ± 0.004	< 0.012
05-20-20	342	0.019 ± 0.003	< 0.010	11-18-20	263	0.043 ± 0.005	< 0.015
05-27-20	297	0.018 ± 0.003	< 0.010	11-24-20	259	0.034 ± 0.004	< 0.008
06-03-20	306	0.020 ± 0.003	< 0.009	12-02-20	344	0.032 ± 0.004	< 0.008
06-09-20	267	0.020 ± 0.004	< 0.008	12-10-20	353	0.031 ± 0.003	< 0.008
06-17-20	344	0.017 ± 0.003	< 0.015	12-17-20	312	0.020 ± 0.003	< 0.008
06-24-20	302	0.025 ± 0.004	< 0.013	12-23-20	258	0.050 ± 0.005	< 0.012
07-01-20	304	0.024 ± 0.004	< 0.008	12-31-20	350	0.023 ± 0.003	< 0.019
2nd Quarter				4th Quarter			
Mean ± s.d.		0.021 ± 0.004	< 0.012	Mean ± s.d.		0.031 ± 0.010	< 0.012
Cumulative Average						0.025 ± 0.008	< 0.012
Control Annual Mean ± s.d.						0.025 ± 0.008	< 0.012

POINT BEACH NUCLEAR PLANT

Table 2. Gamma emitters in quarterly composites of air particulate filters

Units: pCi/m<sup>3</sup>

Location	Lab Code	Be-7	Be-7	Cs-134	Cs-134	Cs-137	Cs-137	(Other) Co-60	(Other) (Co-60)	Volume
	Req. LLD	-	MDC	0.01	MDC	0.01	MDC	( 0.10 )	MDC	m <sup>3</sup>
<u>1st Quarter</u>										
E-01	EAP- 1211	0.064 ± 0.013	-	-0.0001 ± 0.0003	< 0.0007	0.0001 ± 0.0004	< 0.0006	0.0001 ± 0.0004	< 0.0003	3937
E-02	- 1212	0.066 ± 0.012	-	-0.0007 ± 0.0005	< 0.0008	-0.0001 ± 0.0006	< 0.0007	-0.0005 ± 0.0005	< 0.0003	3924
E-03	- 1213	0.072 ± 0.013	-	0.0002 ± 0.0004	< 0.0007	0.0000 ± 0.0005	< 0.0007	0.0005 ± 0.0005	< 0.0004	3942
E-04	- 1214	0.067 ± 0.013	-	0.0000 ± 0.0005	< 0.0007	-0.0003 ± 0.0005	< 0.0006	0.0004 ± 0.0003	< 0.0003	3974
E-08	- 1215	0.073 ± 0.012	-	-0.0001 ± 0.0004	< 0.0009	-0.0001 ± 0.0004	< 0.0006	0.0003 ± 0.0005	< 0.0005	3961
E-20	- 1216	0.080 ± 0.015	-	0.0002 ± 0.0005	< 0.0009	-0.0005 ± 0.0006	< 0.0009	0.0001 ± 0.0007	< 0.0007	3868
<u>2nd Quarter</u>										
E-01	EAP- 2465	0.104 ± 0.016	-	-0.0007 ± 0.0006	< 0.0012	-0.0009 ± 0.0007	< 0.0006	0.0006 ± 0.0008	< 0.0010	3835
E-02	- 2466	0.102 ± 0.017	-	0.0001 ± 0.0005	< 0.0009	0.0001 ± 0.0004	< 0.0005	-0.0003 ± 0.0006	< 0.0005	3861
E-03	- 2467	0.109 ± 0.015	-	-0.0008 ± 0.0006	< 0.0008	0.0001 ± 0.0004	< 0.0006	0.0003 ± 0.0006	< 0.0007	3839
E-04	- 2468	0.111 ± 0.018	-	0.0004 ± 0.0005	< 0.0010	-0.0002 ± 0.0006	< 0.0009	0.0005 ± 0.0004	< 0.0008	3844
E-08	- 2469	0.106 ± 0.015	-	0.0001 ± 0.0004	< 0.0010	0.0000 ± 0.0005	< 0.0006	-0.0001 ± 0.0005	< 0.0003	3856
E-20	- 2470	0.102 ± 0.017	-	-0.0010 ± 0.0006	< 0.0009	0.0001 ± 0.0005	< 0.0005	0.0001 ± 0.0005	< 0.0004	3851
<u>3rd Quarter</u>										
E-01	EAP- 4074	0.087 ± 0.018	-	-0.0002 ± 0.0005	< 0.0009	-0.0001 ± 0.0005	< 0.0005	0.0002 ± 0.0005	< 0.0007	4069
E-02	- 4075	0.102 ± 0.018	-	-0.0007 ± 0.0006	< 0.0009	0.0000 ± 0.0005	< 0.0005	0.0000 ± 0.0007	< 0.0009	3981
E-03	- 4076	0.078 ± 0.018	-	-0.0003 ± 0.0005	< 0.0009	-0.0005 ± 0.0007	< 0.0006	-0.0006 ± 0.0005	< 0.0007	3981
E-04	- 4077	0.092 ± 0.016	-	-0.0002 ± 0.0005	< 0.0007	0.0000 ± 0.0005	< 0.0004	-0.0003 ± 0.0010	< 0.0013	3996
E-08	- 4078	0.111 ± 0.019	-	0.0002 ± 0.0006	< 0.0009	0.0000 ± 0.0005	< 0.0002	-0.0006 ± 0.0008	< 0.0008	3994
E-20	- 4079	0.097 ± 0.018	-	-0.0008 ± 0.0006	< 0.0010	-0.0001 ± 0.0007	< 0.0005	0.0001 ± 0.0007	< 0.0008	4033
<u>4th Quarter</u>										
E-01	EAP- 4841	0.068 ± 0.014	-	0.0000 ± 0.0004	< 0.0006	0.0001 ± 0.0005	< 0.0008	0.0001 ± 0.0005	< 0.0003	4002
E-02	- 4842	0.059 ± 0.012	-	-0.0009 ± 0.0005	< 0.0008	0.0001 ± 0.0005	< 0.0004	-0.0002 ± 0.0006	< 0.0005	3982
E-03	- 4843	0.055 ± 0.013	-	-0.0011 ± 0.0006	< 0.0010	0.0005 ± 0.0005	< 0.0005	0.0003 ± 0.0004	< 0.0005	3985
E-04	- 4844	0.065 ± 0.014	-	0.0000 ± 0.0005	< 0.0008	-0.0002 ± 0.0004	< 0.0005	-0.0003 ± 0.0005	< 0.0005	4007
E-08	- 4845	0.058 ± 0.012	-	0.0001 ± 0.0004	< 0.0008	-0.0002 ± 0.0005	< 0.0006	-0.0004 ± 0.0005	< 0.0003	4031
E-20	- 4847	0.068 ± 0.012	-	-0.0008 ± 0.0005	< 0.0009	-0.0001 ± 0.0005	< 0.0007	-0.0001 ± 0.0005	< 0.0007	4013
<hr/>										
Annual Mean±s.d.		0.083 ± 0.019		-0.0003 ± 0.0005	< 0.0009	-0.0001 ± 0.0003	< 0.0006	0.0000 ± 0.0004	< 0.0006	

POINT BEACH NUCLEAR PLANT

Table 3. Radioactivity in milk samples

Collection: Monthly

Sample Description and Concentration (pCi/L)							
<u>E-11 Lambert Dairy Farm</u>							
Collection Date	01-08-20	MDC	02-12-20	MDC	03-11-20	MDC	Required LLD
Lab Code	EMI- 59		EMI- 359		EMI- 700		
Sr-89	0.3 ± 0.5	< 0.6	0.5 ± 0.6	< 0.7	-0.2 ± 0.6	< 0.6	5.0
Sr-90	0.4 ± 0.3	< 0.6	0.4 ± 0.3	< 0.5	0.5 ± 0.3	< 0.5	1.0
I-131	-0.02 ± 0.16	< 0.28	0.05 ± 0.15	< 0.27	-0.11 ± 0.16	< 0.29	0.5
K-40	1213 ± 109	-	1349 ± 116		1449 ± 102		
Cs-134	0.6 ± 2.3	< 4.3	-1.9 ± 2.5	< 4.1	-2.3 ± 2.2	< 4.0	5.0
Cs-137	1.7 ± 2.4	< 4.7	-2.7 ± 2.7	< 2.4	-1.9 ± 2.5	< 4.7	5.0
Ba-La-140	2.5 ± 2.1	< 2.3	2.0 ± 2.3	< 3.9	-0.3 ± 2.2	< 4.0	5.0
Other (Co-60)	1.0 ± 2.1	< 2.5	-1.8 ± 2.9	< 2.3	2.5 ± 2.6	< 4.2	15.0
Collection Date	04-08-20	MDC	05-13-20	MDC	06-10-20	MDC	Required LLD
Lab Code	EMI- 1029		EMI- 1470		EMI- 1953		
Sr-89	0.1 ± 0.5	< 0.6	-0.4 ± 0.7	< 0.7	-0.2 ± 0.7	< 0.8	5.0
Sr-90	0.4 ± 0.3	< 0.5	0.6 ± 0.3	< 0.5	0.5 ± 0.3	< 0.5	1.0
I-131	0.13 ± 0.16	< 0.27	0.06 ± 0.14	< 0.24	-0.06 ± 0.13	< 0.24	0.5
K-40	1376 ± 116		1323 ± 70		1422 ± 115		
Cs-134	-3.4 ± 2.5	< 4.2	0.3 ± 1.2	< 2.5	-0.6 ± 1.9	< 4.0	5.0
Cs-137	-0.7 ± 2.2	< 2.8	0.4 ± 1.4	< 2.5	-0.8 ± 2.4	< 3.8	5.0
Ba-La-140	1.2 ± 1.8	< 2.1	-2.2 ± 1.3	< 4.9	0.1 ± 1.8	< 3.7	5.0
Other (Co-60)	1.9 ± 2.4	< 3.4	0.0 ± 1.5	< 2.6	0.2 ± 2.4	< 3.0	15.0



POINT BEACH NUCLEAR PLANT

Table 3. Radioactivity in milk samples

Collection: Monthly

Sample Description and Concentration (pCi/L)							
<u>E-11 Lambert Dairy Farm</u>							
Collection Date	07-08-20	MDC	08-12-20	MDC	09-09-20	MDC	Required LLD
Lab Code	EMI- 2322		EMI- 2846		EMI- 3222		
Sr-89	-0.2 ± 0.4	< 0.5	0.4 ± 0.6	< 0.7	0.1 ± 0.6	< 0.6	5.0
Sr-90	0.7 ± 0.3	< 0.4	0.1 ± 0.2	< 0.5	0.6 ± 0.3	< 0.5	1.0
I-131	-0.03 ± 0.13	< 0.24	0.12 ± 0.14	< 0.24	0.01 ± 0.13	< 0.24	0.5
K-40	1353 ± 116	-	1538 ± 121	-	1344 ± 115	-	
Cs-134	1.5 ± 1.9	< 3.8	0.7 ± 1.7	< 3.5	0.3 ± 2.3	< 4.3	5.0
Cs-137	-0.5 ± 2.4	< 2.0	-0.9 ± 2.3	< 3.7	0.7 ± 2.4	< 3.1	5.0
Ba-La-140	-1.1 ± 1.9	< 3.8	-2.1 ± 1.8	< 3.6	-2.0 ± 2.4	< 3.4	5.0
Other (Co-60)	-1.1 ± 2.7	< 3.2	-0.5 ± 2.6	< 2.3	1.9 ± 2.5	< 3.7	15.0
Collection Date	10-14-20	MDC	11-11-20	MDC	12-09-20	MDC	Required LLD
Lab Code	EMI- 3758		EMI- 4239		EMI- 4557		
Sr-89	-0.5 ± 0.8	< 0.8	-0.2 ± 0.7	< 0.7	0.2 ± 0.9	< 0.8	5.0
Sr-90	0.9 ± 0.3	< 0.5	0.7 ± 0.3	< 0.5	1.0 ± 0.4	< 0.6	1.0
I-131	0.04 ± 0.23	< 0.49	0.19 ± 0.22	< 0.42	0.13 ± 0.19	< 0.36	0.5
K-40	1347 ± 81	-	1349 ± 102	-	1273 ± 118	-	
Cs-134	-0.2 ± 1.5	< 3.2	-1.0 ± 1.6	< 2.8	-1.1 ± 2.4	< 4.7	5.0
Cs-137	-1.8 ± 1.6	< 1.6	3.0 ± 2.2	< 3.9	0.0 ± 2.5	< 3.1	5.0
Ba-La-140	-2.8 ± 1.7	< 4.2	0.5 ± 1.4	< 2.9	0.2 ± 2.1	< 3.0	5.0
Other (Co-60)	1.3 ± 1.5	< 2.6	-0.4 ± 1.8	< 1.3	-0.6 ± 2.4	< 2.5	15.0

POINT BEACH NUCLEAR PLANT

Table 3. Radioactivity in milk samples

Collection: Monthly

Sample Description and Concentration (pCi/L)							
<u>E-21 Strutz Dairy Farm</u>							
Collection Date	01-08-20	MDC	02-12-20	MDC	03-11-20	MDC	Required LLD
Lab Code	EMI- 60		EMI- 360		EMI- 701		
Sr-89	-0.2 ± 0.5	< 0.5	-0.1 ± 0.6	< 0.7	-0.3 ± 0.6	< 0.7	5.0
Sr-90	0.3 ± 0.3	< 0.5	0.3 ± 0.3	< 0.5	0.5 ± 0.3	< 0.6	1.0
I-131	0.13 ± 0.21	< 0.39	-0.14 ± 0.18	< 0.40	0.05 ± 0.15	< 0.26	0.5
K-40	1352 ± 92	-	1351 ± 119		1277 ± 115		
Cs-134	-0.5 ± 1.5	< 3.4	-0.1 ± 2.1	< 4.2	-1.5 ± 2.0	< 4.0	5.0
Cs-137	0.5 ± 1.8	< 3.2	-0.2 ± 2.4	< 2.7	2.0 ± 2.2	< 4.3	5.0
Ba-La-140	0.4 ± 1.9	< 4.9	1.3 ± 2.2	< 3.9	0.8 ± 1.9	< 1.4	5.0
Other (Co-60)	0.8 ± 1.9	< 2.6	-1.1 ± 2.3	< 2.1	0.5 ± 2.5	< 4.4	15.0
Collection Date	04-08-20	MDC	05-13-20	MDC	06-10-20	MDC	LLD
Lab Code	EMI- 1030		EMI- 1471		EMI- 1954		
Sr-89	0.3 ± 0.6	< 0.7	-0.1 ± 0.6	< 0.7	-0.2 ± 0.7	< 0.8	5.0
Sr-90	0.2 ± 0.3	< 0.5	0.3 ± 0.3	< 0.5	0.4 ± 0.3	< 0.5	1.0
I-131	0.07 ± 0.14	< 0.24	0.05 ± 0.13	< 0.22	0.11 ± 0.16	< 0.28	0.5
K-40	1394 ± 110		1333 ± 70		1308 ± 119		
Cs-134	1.9 ± 1.9	< 3.5	0.8 ± 1.1	< 2.3	-6.5 ± 3.0	< 4.5	5.0
Cs-137	-0.4 ± 1.8	< 2.5	-0.3 ± 1.2	< 1.9	-1.0 ± 2.9	< 3.3	5.0
Ba-La-140	-0.9 ± 1.3	< 2.2	-9.4 ± 3.6	< 4.6	3.1 ± 2.4	< 3.9	5.0
Other (Co-60)	-1.4 ± 2.4	< 1.8	0.7 ± 1.3	< 2.1	2.4 ± 2.5	< 3.2	15.0

POINT BEACH NUCLEAR PLANT

Table 3. Radioactivity in milk samples

Collection: Monthly

Sample Description and Concentration (pCi/L)							
<u>E-21 Strutz Dairy Farm</u>							
Collection Date	07-08-20	MDC	08-12-20	MDC	09-09-20	MDC	Required LLD
Lab Code	EMI- 2323		EMI- 2847		EMI- 3223		
Sr-89	0.2 ± 0.4	< 0.5	-0.4 ± 0.6	< 0.7	0.2 ± 0.6	< 0.7	5.0
Sr-90	0.3 ± 0.3	< 0.4	0.4 ± 0.3	< 0.5	0.3 ± 0.3	< 0.5	1.0
I-131	0.00 ± 0.14	< 0.25	0.02 ± 0.19	< 0.38	0.03 ± 0.23	< 0.49	0.5
K-40	1371 ± 117	-	1370 ± 110	-	1329 ± 115	-	
Cs-134	-18.4 ± 3.3	< 4.9	0.3 ± 1.9	< 3.4	-1.0 ± 2.2	< 4.0	5.0
Cs-137	-0.9 ± 2.7	< 4.6	-1.0 ± 2.1	< 2.9	-0.2 ± 2.2	< 3.9	5.0
Ba-La-140	-2.3 ± 2.8	< 3.7	1.5 ± 1.8	< 3.6	-2.0 ± 2.2	< 4.1	5.0
Other (Co-60)	3.0 ± 3.0	< 4.7	0.1 ± 2.4	< 3.7	-0.9 ± 2.4	< 2.7	15.0
Collection Date	10-14-20	MDC	11-11-20	MDC	12-09-20	MDC	Required LLD
Lab Code	EMI- 3759		EMI- 4240		EMI- 4558		
Sr-89	0.0 ± 0.7	< 0.8	-0.1 ± 0.6	< 0.7	-0.7 ± 0.7	< 0.8	5.0
Sr-90	0.2 ± 0.3	< 0.6	0.6 ± 0.3	< 0.4	0.6 ± 0.3	< 0.5	1.0
I-131	0.04 ± 0.12	< 0.22	-0.01 ± 0.16	< 0.29	-0.04 ± 0.14	< 0.26	0.5
K-40	1418 ± 115	-	1458 ± 125	-	1485 ± 123	-	
Cs-134	-1.7 ± 1.9	< 3.9	0.2 ± 2.1	< 4.1	-1.2 ± 2.5	< 4.6	5.0
Cs-137	-1.8 ± 2.5	< 3.0	-1.4 ± 2.5	< 3.1	0.9 ± 2.3	< 3.5	5.0
Ba-La-140	-6.4 ± 2.3	< 4.7	-4.7 ± 2.4	< 2.9	0.8 ± 2.0	< 3.7	5.0
Other (Co-60)	-1.2 ± 2.2	< 2.8	0.5 ± 2.1	< 3.1	-1.0 ± 2.3	< 2.3	15.0



POINT BEACH NUCLEAR PLANT

Table 3. Radioactivity in milk samples

Collection: Monthly

Sample Description and Concentration (pCi/L)							
Collection Date	01-08-20	MDC	<u>E-40 Barta</u>		03-11-20	MDC	Required LLD
			02-12-20	MDC			
Lab Code	EMI- 61		EMI- 361		EMI- 702		
Sr-89	0.3 ± 0.5	< 0.5	0.1 ± 0.6	< 0.6	-0.1 ± 0.6	< 0.6	5.0
Sr-90	0.2 ± 0.3	< 0.5	0.5 ± 0.3	< 0.5	0.5 ± 0.3	< 0.5	1.0
I-131	-0.08 ± 0.15	< 0.28	0.16 ± 0.16	< 0.27	0.11 ± 0.16	< 0.28	0.5
K-40	1440 ± 115	-	1383 ± 114		1365 ± 108		
Cs-134	-0.7 ± 2.0	< 3.7	-0.2 ± 2.2	< 3.7	-0.4 ± 1.8	< 3.3	5.0
Cs-137	2.6 ± 2.1	< 3.9	2.3 ± 2.2	< 3.2	-1.3 ± 2.2	< 3.1	5.0
Ba-La-140	0.4 ± 6.0	< 1.5	-2.2 ± 1.8	< 2.0	-0.3 ± 2.0	< 2.9	5.0
Other (Co-60)	1.3 ± 2.2	< 3.6	-1.0 ± 2.5	< 2.7	-0.3 ± 2.3	< 1.8	15.0

Collection Date	04-08-20	MDC			06-10-20	MDC	LLD
			05-13-20	MDC			
Lab Code	EMI- 1031		EMI- 1472		EMI- 1955		
Sr-89	0.1 ± 0.6	< 0.6	0.5 ± 0.6	< 0.7	-0.2 ± 0.7	< 0.8	5.0
Sr-90	0.4 ± 0.3	< 0.5	0.0 ± 0.3	< 0.5	0.4 ± 0.3	< 0.5	1.0
I-131	0.02 ± 0.16	< 0.28	0.03 ± 0.13	< 0.23	0.02 ± 0.15	< 0.26	0.5
K-40	1543 ± 110		1500 ± 94		1411 ± 109		
Cs-134	-1.6 ± 1.9	< 3.5	-0.2 ± 1.6	< 2.9	0.7 ± 2.0	< 3.7	5.0
Cs-137	0.0 ± 2.1	< 2.9	1.0 ± 1.8	< 2.6	0.4 ± 2.2	< 3.5	5.0
Ba-La-140	-2.5 ± 1.9	< 2.5	-0.7 ± 1.7	< 4.8	0.1 ± 2.2	< 2.9	5.0
Other (Co-60)	1.5 ± 2.2	< 2.8	0.6 ± 1.9	< 2.9	1.7 ± 2.0	< 2.0	15.0

POINT BEACH NUCLEAR PLANT

Table 3. Radioactivity in milk samples

Collection: Monthly

Sample Description and Concentration (pCi/L)							
<hr/>							
Collection Date	07-08-20	E-40 Barta		MDC	09-09-20	MDC	Required LLD
		MDC	08-12-20				
Lab Code	EMI- 2324		EMI- 2848		EMI- 3224		
Sr-89	0.1 ± 0.8	< 1.0	0.3 ± 0.9	< 0.9	0.0 ± 0.5	< 0.6	5.0
Sr-90	0.4 ± 0.3	< 0.5	0.4 ± 0.3	< 0.4	0.3 ± 0.3	< 0.5	1.0
I-131	-0.08 ± 0.13	< 0.25	0.15 ± 0.23	< 0.44	0.05 ± 0.24	< 0.50	0.5
K-40	1513 ± 120	-	1451 ± 122	-	1466 ± 107	-	
Cs-134	-1.0 ± 2.2	< 4.3	0.0 ± 1.9	< 3.8	1.4 ± 1.9	< 3.5	5.0
Cs-137	-1.2 ± 2.5	< 3.3	0.9 ± 2.1	< 2.9	0.8 ± 2.0	< 2.7	5.0
Ba-La-140	1.2 ± 2.9	< 3.6	0.3 ± 2.0	< 4.0	1.0 ± 1.9	< 4.1	5.0
Other (Co-60)	0.2 ± 2.7	< 3.1	1.1 ± 2.7	< 4.6	0.4 ± 2.2	< 3.7	15.0
<hr/>							
Collection Date	10-14-20			MDC	12-09-20	MDC	Required LLD
		MDC	11-11-20				
Lab Code	EMI- 3760		EMI- 4241		EMI- 4559		
Sr-89	-0.2 ± 0.7	< 0.7	-0.2 ± 0.6	< 0.7	-0.3 ± 1.0	< 0.9	5.0
Sr-90	0.3 ± 0.3	< 0.5	0.4 ± 0.3	< 0.5	0.9 ± 0.4	< 0.7	1.0
I-131	0.07 ± 0.14	< 0.24	0.00 ± 0.15	< 0.27	-0.20 ± 0.15	< 0.28	0.5
K-40	1481 ± 117	-	1422 ± 114	-	1426 ± 90	-	
Cs-134	-1.1 ± 2.1	< 3.1	0.1 ± 2.1	< 4.0	-0.4 ± 1.6	< 2.8	5.0
Cs-137	1.5 ± 2.2	< 3.5	0.4 ± 2.2	< 3.2	1.4 ± 1.9	< 3.4	5.0
Ba-La-140	-2.5 ± 6.4	< 3.6	0.5 ± 1.9	< 2.0	-0.3 ± 1.3	< 2.1	5.0
Other (Co-60)	0.7 ± 2.5	< 2.7	0.1 ± 2.4	< 2.9	-0.9 ± 1.7	< 2.2	15.0

Sr-89 Annual Mean + s.d. 0.0 ± 0.3  
 Sr-90 Annual Mean + s.d. 0.4 ± 0.2  
 I-131 Annual Mean + s.d. 0.03 ± 0.09  
 K-40 Annual Mean + s.d. 1394 ± 76  
 Cs-134 Annual Mean + s.d. -1.1 ± 3.3  
 Cs-137 Annual Mean + s.d. 0.0 ± 1.4  
 Ba-La Annual Mean + s.d. -0.7 ± 2.5  
 Co-60 Annual Mean + s.d. 0.3 ± 1.2

# POINT BEACH NUCLEAR PLANT

Table 4. Radioactivity in Well Water Samples, E-10

Collection: Quarterly

Units: pCi/L

	1st Qtr.	2nd Qtr.	3rd Qtr.	4th Qtr.	Req. LLD	
Collection Date	01-20-20	04-08-20	07-22-20	10-13-20		
Lab Code	EWV- 137	EWV- 1059	EWV- 2550	EWV- 3757		
Gross Beta	1.6 ± 1.1	0.7 ± 1.0	2.3 ± 1.2	1.2 ± 1.0	4.0	1.5 ± 0.6
H-3	19 ± 75	-23 ± 72	37 ± 78	18 ± 74	500	12.8 ± 25.3
Sr-89	-0.3 ± 0.4	0.3 ± 0.3	0.1 ± 0.5	0.2 ± 0.5	5.0	0.1 ± 0.2
Sr-90	0.0 ± 0.2	-0.3 ± 0.2	-0.1 ± 0.2	0.0 ± 0.2	1.0	-0.1 ± 0.1
I-131	-0.13 ± 0.18	0.04 ± 0.16	-0.07 ± 0.23	0.20 ± 0.24	0.5	0.01 ± 0.15
Mn-54	1.4 ± 1.8	0.4 ± 1.4	-1.0 ± 2.3	-0.1 ± 3.0	10	0.2 ± 1.0
Fe-59	4.3 ± 3.7	1.2 ± 2.1	-1.3 ± 4.3	1.6 ± 4.8	30	1.4 ± 2.3
Co-58	0.2 ± 1.9	-1.2 ± 1.1	1.7 ± 2.0	0.0 ± 2.5	10	0.2 ± 1.2
Co-60	-0.4 ± 2.3	1.0 ± 1.4	-0.5 ± 2.2	0.3 ± 2.8	10	0.1 ± 0.7
Zn-65	-2.8 ± 4.2	-0.4 ± 3.0	3.7 ± 4.1	-13.2 ± 8.1	30	-3.2 ± 7.2
Zr-Nb-95	-8.1 ± 2.8	-2.4 ± 1.7	-4.2 ± 2.4	-3.4 ± 3.5	15	-4.5 ± 2.5
Cs-134	-1.8 ± 2.0	0.1 ± 1.2	-0.1 ± 1.9	-2.6 ± 3.2	10	-1.1 ± 1.3
Cs-137	-0.7 ± 2.0	-1.1 ± 1.4	-3.1 ± 2.1	-0.3 ± 2.8	10	-1.3 ± 1.2
Ba-La-140	0.7 ± 2.5	-0.1 ± 1.9	-2.0 ± 2.4	-0.8 ± 3.5	15	-0.5 ± 1.1
Other (Ru-103)	-1.2 ± 1.7	0.0 ± 1.2	-0.9 ± 1.9	-0.1 ± 2.9	30	-0.6 ± 0.6

## MDC Data

Collection Date	01-20-20	04-08-20	07-22-20	10-13-20		
Lab Code	EWV- 137	EWV- 1059	EWV- 2550	EWV- 3757		
Gross Beta	< 2.0	< 1.9	< 2.0	< 1.8	4.0	< 1.9
H-3	< 156	< 158	< 159	< 157	500	< 157.5
Sr-89	< 0.6	< 0.5	< 0.7	< 0.8	5.0	< 0.6
Sr-90	< 0.5	< 0.5	< 0.5	< 0.5	1.0	< 0.5
I-131	< 0.34	< 0.29	< 0.48	< 0.46	0.5	< 0.39
Mn-54	< 3.6	< 2.4	< 2.1	< 3.6	10	< 2.9
Fe-59	< 6.9	< 3.7	< 6.5	< 5.7	30	< 5.7
Co-58	< 2.7	< 0.9	< 3.2	< 4.6	10	< 2.9
Co-60	< 2.3	< 2.1	< 2.2	< 4.4	10	< 2.7
Zn-65	< 6.9	< 5.3	< 4.5	< 12.3	30	< 7.3
Zr-Nb-95	< 5.3	< 2.1	< 3.3	< 4.8	15	< 3.9
Cs-134	< 3.9	< 2.7	< 3.6	< 5.6	10	< 4.0
Cs-137	< 3.5	< 2.1	< 2.4	< 4.7	10	< 3.2
Ba-La-140	< 4.7	< 2.9	< 3.9	< 2.6	15	< 3.5
Other (Ru-103)	< 2.5	< 2.2	< 4.4	< 5.5	30	< 3.6



# POINT BEACH

Table 5. Lake water, analyses for gross beta, iodine-131 and gamma emitting isotopes.

Location: E-01 (Meteorological Tower)

Collection: Monthly composites

Units: pCi/L

	MDC		MDC		MDC		MDC		
Lab Code	ELW- 62		ELW- 355		ELW- 734		ELW- 1055		
Date Collected	01-08-20		02-12-20		03-11-20		04-08-20		Req. LLD
Gross beta	1.9 ± 0.6	< 0.9	4.4 ± 0.8	< 0.9	1.2 ± 0.6	< 0.9	1.9 ± 0.6	< 0.9	4.0
I-131	-0.04 ± 0.18	< 0.33	-0.11 ± 0.18	< 0.34	-0.10 ± 0.17	< 0.36	0.17 ± 0.23	< 0.44	0.5
Be-7	-11.6 ± 8.7	< 12.5	2.9 ± 12.3	< 27.4	9.9 ± 10.2	< 24.6	8.1 ± 12.3	< 25.9	
Mn-54	-0.7 ± 1.1	< 1.9	-0.3 ± 1.6	< 2.1	0.1 ± 1.4	< 2.1	0.2 ± 1.7	< 2.8	10
Fe-59	-1.9 ± 2.4	< 3.4	2.3 ± 3.4	< 6.5	-0.6 ± 2.5	< 4.5	-1.5 ± 2.7	< 3.2	30
Co-58	0.2 ± 1.2	< 2.5	1.7 ± 1.7	< 3.5	0.5 ± 1.2	< 2.2	1.0 ± 1.4	< 2.9	10
Co-60	-0.2 ± 1.4	< 2.2	-0.6 ± 1.7	< 2.0	0.6 ± 1.4	< 1.9	0.6 ± 1.8	< 2.4	10
Zn-65	1.0 ± 2.2	< 3.7	0.4 ± 3.8	< 6.6	-1.1 ± 2.7	< 2.5	-2.0 ± 3.7	< 6.4	30
Zr-Nb-95	-0.7 ± 1.2	< 2.2	-2.1 ± 1.9	< 3.1	-3.4 ± 1.6	< 2.2	-11.4 ± 2.2	< 4.7	15
Cs-134	0.1 ± 1.0	< 2.2	-0.5 ± 1.6	< 3.1	-0.6 ± 1.1	< 2.4	-0.3 ± 1.3	< 2.9	10
Cs-137	1.8 ± 1.3	< 2.3	-1.9 ± 2.0	< 2.3	1.5 ± 1.7	< 3.0	-0.1 ± 1.6	< 2.4	10
Ba-La-140	-1.0 ± 1.7	< 4.1	-3.9 ± 2.0	< 3.6	-1.1 ± 1.4	< 1.7	2.4 ± 1.9	< 6.2	15
Other (Ru-103)	-0.5 ± 1.0	< 2.2	0.3 ± 1.6	< 3.0	-0.4 ± 1.2	< 2.2	-1.2 ± 1.5	< 3.2	30
Lab Code	ELW- 1457		ELW- 1959		ELW- 2288		ELW- 2826		
Date Collected	05-12-20		06-09-20		07-07-20		08-11-20		Req. LLD
Gross beta	1.3 ± 0.6	< 0.9	1.3 ± 0.6	< 0.9	0.7 ± 0.5	< 0.9	1.4 ± 0.6	< 0.9	4.0
I-131	0.09 ± 0.22	< 0.42	-0.08 ± 0.14	< 0.26	0.12 ± 0.17	< 0.30	0.10 ± 0.12	< 0.20	0.5
Be-7	-3.1 ± 11.6	< 30.7	-19.3 ± 20.6	< 27.2	-5.3 ± 14.8	< 23.5	-13.1 ± 16.7	< 37.7	
Mn-54	-1.2 ± 1.1	< 1.4	0.3 ± 2.2	< 3.4	-0.3 ± 1.9	< 2.1	0.6 ± 1.8	< 2.0	10
Fe-59	1.4 ± 2.6	< 2.8	0.7 ± 4.0	< 6.3	0.4 ± 2.9	< 3.1	-7.5 ± 4.5	< 4.0	30
Co-58	-0.2 ± 1.2	< 1.6	-2.7 ± 2.2	< 1.4	-2.1 ± 2.0	< 2.6	-0.3 ± 1.9	< 3.8	10
Co-60	-0.9 ± 1.3	< 1.3	0.8 ± 2.6	< 2.3	0.6 ± 1.9	< 3.0	-0.2 ± 2.1	< 2.3	10
Zn-65	-1.6 ± 2.8	< 3.7	-1.9 ± 4.9	< 6.6	0.8 ± 3.5	< 4.7	-3.5 ± 3.8	< 3.1	30
Zr-Nb-95	-0.3 ± 1.2	< 3.1	-3.7 ± 2.5	< 3.9	-0.7 ± 1.9	< 2.0	-2.5 ± 2.0	< 4.9	15
Cs-134	0.0 ± 1.0	< 2.3	-1.3 ± 2.7	< 4.5	0.6 ± 1.8	< 3.4	1.3 ± 1.9	< 3.9	10
Cs-137	-0.3 ± 1.5	< 1.5	0.7 ± 2.4	< 3.1	0.2 ± 2.3	< 3.2	0.5 ± 2.1	< 4.1	10
Ba-La-140	-5.6 ± 1.7	< 5.7	0.8 ± 2.3	< 5.4	-3.4 ± 1.7	< 3.6	-4.9 ± 2.3	< 5.2	15
Other (Ru-103)	-0.2 ± 1.0	< 2.3	-1.8 ± 2.2	< 3.1	-1.4 ± 1.9	< 2.3	-1.7 ± 1.8	< 3.0	30
Lab Code	ELW- 3219		ELW- 3754		ELW- 4242		ELW- 4560		
Date Collected	09-08-20		10-13-20		11-11-20		12-09-20		Req. LLD
Gross beta	1.1 ± 0.6	< 0.9	0.7 ± 0.5	< 0.9	1.7 ± 0.6	< 0.9	0.5 ± 0.5	< 0.9	4.0
I-131	0.01 ± 0.18	< 0.33	-0.01 ± 0.20	< 0.40	0.02 ± 0.14	< 0.24	-0.15 ± 0.13	< 0.25	0.5
Be-7	4.3 ± 16.6	< 42.5	15.9 ± 13.2	< 41.0	25.6 ± 19.1	< 53.2	22.4 ± 17.9	< 33.9	
Mn-54	0.1 ± 1.5	< 2.7	-1.2 ± 1.7	< 2.2	0.1 ± 1.8	< 2.5	-0.2 ± 1.7	< 3.1	10
Fe-59	1.2 ± 3.0	< 5.5	-1.1 ± 2.5	< 4.2	3.9 ± 3.5	< 3.9	1.3 ± 3.7	< 6.8	30
Co-58	-0.5 ± 1.8	< 2.8	0.9 ± 1.8	< 2.5	-0.3 ± 1.8	< 3.7	-1.1 ± 1.8	< 3.0	10
Co-60	-0.2 ± 1.6	< 1.3	0.3 ± 1.8	< 2.3	-0.4 ± 1.8	< 1.9	-1.3 ± 1.7	< 2.1	10
Zn-65	0.3 ± 3.6	< 3.2	-2.4 ± 3.6	< 4.2	3.3 ± 3.4	< 1.9	0.4 ± 4.0	< 4.7	30
Zr-Nb-95	0.7 ± 1.7	< 3.9	-3.1 ± 1.7	< 3.4	-1.0 ± 1.9	< 4.8	-1.9 ± 2.0	< 5.2	15
Cs-134	0.1 ± 1.8	< 3.7	-0.7 ± 1.8	< 3.3	-1.5 ± 1.9	< 3.8	0.3 ± 1.9	< 4.2	10
Cs-137	0.1 ± 1.7	< 2.8	-0.2 ± 1.9	< 1.9	0.5 ± 2.4	< 3.7	-0.6 ± 2.1	< 3.7	10
Ba-La-140	-1.5 ± 1.9	< 5.7	0.5 ± 2.1	< 5.4	-1.8 ± 2.1	< 7.5	0.4 ± 1.5	< 6.5	15
Other (Ru-103)	-2.5 ± 1.9	< 4.8	-2.1 ± 1.5	< 3.9	1.2 ± 2.4	< 6.5	-0.6 ± 2.2	< 5.0	30

POINT BEACH

Table 5. Lake water, analyses for gross beta, iodine-131 and gamma emitting isotopes.

Location: E-05 (Two Creeks Park)

Collection: Monthly composites

Units: pCi/L

	MDC		MDC		MDC		MDC		
Lab Code	ELW- 134		ELW- 356		ELW- 735		ELW- 1056		
Date Collected	01-15-20		02-12-20		03-11-20		04-08-20		Req. LLD
Gross beta	1.3 ± 0.5	< 0.9	4.1 ± 0.7	< 0.8	1.9 ± 0.6	< 0.9	1.1 ± 0.5	< 0.9	4.0
I-131	-0.17 ± 0.16	< 0.31	-0.21 ± 0.17	< 0.33	0.08 ± 0.19	< 0.37	-0.04 ± 0.18	< 0.33	0.5
Be-7	18.0 ± 21.0	< 43.8	2.4 ± 9.9	< 28.3	1.4 ± 16.5	< 34.2	-7.8 ± 17.6	< 40.8	
Mn-54	2.6 ± 2.2	< 3.3	0.8 ± 1.3	< 2.0	-0.2 ± 1.7	< 2.8	0.0 ± 2.1	< 3.7	10
Fe-59	4.4 ± 4.5	< 8.0	-0.2 ± 2.1	< 3.8	1.0 ± 4.1	< 7.4	-2.1 ± 4.1	< 5.7	30
Co-58	-0.2 ± 2.0	< 2.0	-0.3 ± 1.1	< 0.9	0.2 ± 1.8	< 3.1	0.1 ± 2.1	< 4.1	10
Co-60	-0.2 ± 2.4	< 2.1	0.1 ± 1.6	< 1.3	-0.9 ± 2.2	< 2.1	-1.5 ± 2.0	< 1.7	10
Zn-65	-3.5 ± 4.5	< 4.6	0.2 ± 2.7	< 4.3	-4.3 ± 4.5	< 3.2	-5.9 ± 5.0	< 3.9	30
Zr-Nb-95	-6.9 ± 2.9	< 2.8	-3.9 ± 1.6	< 3.2	-2.0 ± 2.0	< 3.1	1.8 ± 1.9	< 4.1	15
Cs-134	-4.2 ± 2.6	< 4.0	0.5 ± 1.1	< 2.3	0.0 ± 1.9	< 3.4	1.2 ± 1.9	< 3.7	10
Cs-137	0.3 ± 2.6	< 3.3	1.3 ± 1.5	< 2.4	1.8 ± 2.0	< 3.3	0.4 ± 2.0	< 2.3	10
Ba-La-140	-0.7 ± 2.4	< 3.5	-1.0 ± 1.2	< 3.6	-2.0 ± 2.1	< 2.4	1.8 ± 2.1	< 4.8	15
Other (Ru-103)	-0.3 ± 2.4	< 2.8	-0.3 ± 1.3	< 3.0	-0.7 ± 1.8	< 3.2	1.3 ± 1.9	< 4.1	30
Lab Code	ELW- 1458		ELW- 1960		ELW- 2289		ELW- 2827		
Date Collected	05-12-20		06-09-20		07-07-20		08-11-20		Req. LLD
Gross beta	0.8 ± 0.5	< 0.8	1.3 ± 0.5	< 0.8	0.9 ± 0.5	< 0.8	0.9 ± 0.5	< 0.9	4.0
I-131	0.15 ± 0.18	< 0.32	-0.01 ± 0.13	< 0.24	0.12 ± 0.18	< 0.31	0.08 ± 0.12	< 0.20	0.5
Be-7	-11.2 ± 13.4	< 28.7	6.3 ± 14.6	< 33.0	-6.6 ± 9.7	< 13.2	-5.8 ± 18.7	< 36.6	
Mn-54	-0.4 ± 1.8	< 4.3	0.7 ± 1.6	< 3.4	0.8 ± 1.3	< 2.2	-0.2 ± 2.6	< 3.2	10
Fe-59	-2.2 ± 3.5	< 6.1	-4.7 ± 4.0	< 5.4	-0.5 ± 2.4	< 3.4	0.3 ± 4.3	< 8.9	30
Co-58	2.3 ± 1.4	< 3.0	-0.1 ± 1.8	< 2.8	-0.4 ± 1.1	< 1.4	0.3 ± 2.1	< 4.6	10
Co-60	-1.1 ± 1.7	< 1.9	-0.9 ± 2.3	< 2.7	1.2 ± 1.1	< 1.4	1.6 ± 2.2	< 2.7	10
Zn-65	1.7 ± 3.8	< 5.1	0.8 ± 4.4	< 3.7	0.4 ± 2.6	< 2.2	-12.2 ± 6.0	< 6.1	30
Zr-Nb-95	-0.5 ± 1.8	< 4.9	-0.2 ± 1.9	< 2.6	-0.7 ± 1.2	< 1.3	-3.1 ± 2.8	< 5.1	15
Cs-134	0.2 ± 1.4	< 2.8	0.7 ± 1.7	< 3.4	-0.8 ± 1.1	< 2.4	-9.9 ± 2.9	< 4.6	10
Cs-137	-1.5 ± 1.9	< 2.8	-0.2 ± 1.7	< 2.4	0.3 ± 1.2	< 2.1	-1.8 ± 2.5	< 2.3	10
Ba-La-140	-6.7 ± 6.0	< 11.4	-0.2 ± 1.5	< 5.5	-0.1 ± 1.4	< 1.6	-3.7 ± 3.3	< 8.5	15
Other (Ru-103)	-0.3 ± 1.5	< 2.8	-1.1 ± 1.9	< 3.3	0.7 ± 1.2	< 2.3	-1.0 ± 2.4	< 4.5	30
Lab Code	ELW- 3220		ELW- 3755		ELW- 4243		ELW- 4561		
Date Collected	09-08-20		10-13-20		11-11-20		12-09-20		Req. LLD
Gross beta	0.6 ± 0.6	< 1.0	0.3 ± 0.5	< 0.9	1.7 ± 0.6	< 0.9	1.1 ± 0.5	< 0.9	4.0
I-131	-0.10 ± 0.22	< 0.46	-0.02 ± 0.20	< 0.40	0.00 ± 0.13	< 0.23	0.15 ± 0.19	< 0.36	0.5
Be-7	1.0 ± 14.5	< 31.6	-26.2 ± 16.7	< 25.4	-4.1 ± 17.6	< 29.3	-1.7 ± 12.4	< 27.0	
Mn-54	0.3 ± 1.4	< 3.2	0.5 ± 1.9	< 2.7	-0.1 ± 1.6	< 2.7	0.6 ± 1.8	< 3.3	10
Fe-59	1.9 ± 3.5	< 7.3	1.7 ± 3.4	< 2.7	-0.4 ± 3.8	< 7.5	1.2 ± 2.9	< 4.2	30
Co-58	1.6 ± 1.8	< 3.8	0.3 ± 1.9	< 4.6	1.0 ± 1.7	< 3.7	-0.8 ± 1.6	< 2.3	10
Co-60	0.1 ± 2.1	< 3.2	-1.2 ± 2.2	< 2.8	-0.6 ± 1.7	< 1.0	-1.5 ± 1.9	< 2.3	10
Zn-65	-0.7 ± 3.4	< 3.9	-1.1 ± 5.0	< 7.1	-0.7 ± 3.3	< 4.1	-3.7 ± 3.6	< 3.0	30
Zr-Nb-95	-1.7 ± 1.5	< 2.5	-0.3 ± 2.1	< 5.3	-2.6 ± 2.8	< 4.5	-1.7 ± 1.5	< 2.0	15
Cs-134	-0.1 ± 1.8	< 4.0	-2.4 ± 2.2	< 3.9	-0.6 ± 1.8	< 3.4	-1.5 ± 1.6	< 2.8	10
Cs-137	0.0 ± 1.9	< 2.8	-0.9 ± 2.5	< 3.3	-0.4 ± 1.9	< 3.0	0.3 ± 1.9	< 2.2	10
Ba-La-140	-3.3 ± 2.0	< 8.7	-2.9 ± 2.3	< 9.7	-15.1 ± 6.6	< 6.7	-1.0 ± 1.9	< 9.1	15
Other (Ru-103)	-0.8 ± 1.7	< 3.9	-0.8 ± 2.1	< 4.8	0.2 ± 1.9	< 4.3	-1.5 ± 1.7	< 3.0	30

# POINT BEACH

Table 5. Lake water, analyses for gross beta, iodine-131 and gamma emitting isotopes.

Location: E-06 (Coast Guard Station)

Collection: Monthly composites

Units: pCi/L

	MDC		MDC		MDC		MDC		
Lab Code	ELW- 135		ELW- 357		ELW- 736		ELW- 1057		
Date Collected	01-16-20		02-12-20		03-11-20		04-08-20		Req. LLD
Gross beta	1.1 ± 0.5	< 0.9	4.1 ± 0.8	< 0.9	1.8 ± 0.6	< 0.9	1.8 ± 0.6	< 0.9	4.0
I-131	0.09 ± 0.17	< 0.30	0.01 ± 0.19	< 0.35	-0.04 ± 0.15	< 0.28	0.13 ± 0.17	< 0.29	0.5
Be-7	-4.1 ± 12.8	< 23.3	-3.3 ± 11.2	< 23.5	-3.8 ± 11.2	< 16.1	-10.9 ± 18.9	< 29.8	
Mn-54	0.3 ± 1.6	< 2.2	0.8 ± 1.2	< 1.7	-0.3 ± 1.1	< 0.9	-0.5 ± 1.9	< 2.9	10
Fe-59	-1.8 ± 2.9	< 2.8	-0.3 ± 2.3	< 5.0	3.4 ± 2.4	< 5.0	-0.8 ± 3.3	< 6.6	30
Co-58	0.5 ± 1.5	< 2.8	-0.5 ± 1.3	< 1.8	0.1 ± 1.2	< 2.1	1.5 ± 1.8	< 2.8	10
Co-60	0.1 ± 2.0	< 2.8	-0.2 ± 1.7	< 1.7	-1.2 ± 1.4	< 1.3	-0.2 ± 2.2	< 3.0	10
Zn-65	-1.5 ± 3.6	< 4.6	-0.6 ± 2.7	< 4.0	0.8 ± 2.5	< 3.8	-2.2 ± 4.2	< 4.3	30
Zr-Nb-95	-1.8 ± 1.8	< 3.0	-0.9 ± 1.5	< 3.2	-0.9 ± 1.3	< 2.7	-3.2 ± 2.1	< 2.9	15
Cs-134	0.6 ± 1.6	< 3.1	0.6 ± 1.2	< 2.4	-0.2 ± 1.0	< 2.2	-1.9 ± 2.3	< 3.6	10
Cs-137	-0.5 ± 2.0	< 3.4	0.1 ± 1.6	< 2.3	0.3 ± 1.3	< 2.3	-1.1 ± 2.2	< 2.1	10
Ba-La-140	-4.3 ± 2.1	< 2.2	-1.8 ± 1.3	< 4.1	-4.0 ± 1.9	< 1.7	-12.7 ± 8.0	< 5.4	15
Other (Ru-103)	-0.4 ± 1.5	< 3.4	-1.2 ± 1.1	< 1.9	0.1 ± 1.1	< 2.3	1.5 ± 2.1	< 3.5	30
Lab Code	ELW- 1459		ELW- 1961		ELW- 2290		ELW- 2828		
Date Collected	05-12-20		06-09-20		07-07-20		08-11-20		Req. LLD
Gross beta	0.3 ± 0.5	< 0.9	1.2 ± 0.5	< 0.9	0.8 ± 0.5	< 0.9	1.6 ± 0.7	< 1.0	4.0
I-131	0.10 ± 0.20	< 0.36	-0.09 ± 0.18	< 0.38	-0.06 ± 0.16	< 0.29	0.03 ± 0.10	< 0.18	0.5
Be-7	8.1 ± 13.7	< 35.7	-5.7 ± 11.3	< 25.9	-11.6 ± 12.6	< 19.0	6.3 ± 15.4	< 38.4	
Mn-54	-1.2 ± 1.7	< 2.0	-0.6 ± 1.4	< 2.5	0.4 ± 1.8	< 3.2	-0.4 ± 1.9	< 3.5	10
Fe-59	1.2 ± 2.8	< 6.7	-1.4 ± 2.7	< 5.4	-2.4 ± 3.1	< 5.7	2.3 ± 3.7	< 7.3	30
Co-58	-1.6 ± 1.6	< 2.3	0.2 ± 1.4	< 2.6	1.0 ± 1.6	< 3.0	-0.4 ± 1.7	< 2.7	10
Co-60	-0.9 ± 1.8	< 2.6	-0.7 ± 1.8	< 1.8	0.6 ± 2.0	< 2.3	1.2 ± 2.1	< 2.0	10
Zn-65	-2.0 ± 3.8	< 5.5	-0.6 ± 3.5	< 6.3	3.2 ± 3.8	< 5.1	-1.7 ± 3.8	< 5.9	30
Zr-Nb-95	0.3 ± 1.8	< 4.3	-3.6 ± 1.8	< 3.7	-0.6 ± 1.9	< 2.4	-3.0 ± 2.4	< 5.7	15
Cs-134	0.9 ± 1.5	< 3.0	-0.9 ± 1.3	< 2.9	0.2 ± 1.7	< 3.2	-1.2 ± 2.0	< 3.8	10
Cs-137	0.6 ± 1.8	< 2.7	0.5 ± 1.5	< 2.4	-0.9 ± 2.1	< 2.3	1.2 ± 1.7	< 2.7	10
Ba-La-140	-4.3 ± 2.0	< 10.7	0.6 ± 1.8	< 3.8	1.0 ± 2.4	< 3.4	-5.8 ± 6.8	< 10.5	15
Other (Ru-103)	-1.0 ± 1.5	< 3.1	-0.8 ± 1.2	< 1.7	-0.3 ± 1.5	< 3.0	-1.1 ± 1.7	< 3.4	30
Lab Code	ELW- 3221		ELW- 3756		ELW- 4244		ELW- 4562		
Date Collected	09-08-20		10-13-20		11-11-20		12-09-20		Req. LLD
Gross beta	0.9 ± 0.5	< 0.9	1.5 ± 0.6	< 0.9	0.9 ± 0.5	< 0.9	1.2 ± 0.6	< 1.0	4.0
I-131	0.00 ± 0.24	< 0.48	-0.03 ± 0.18	< 0.37	0.02 ± 0.13	< 0.24	0.14 ± 0.19	< 0.36	0.5
Be-7	-4.5 ± 12.5	< 36.5	-21.1 ± 19.0	< 33.2	-10.4 ± 18.4	< 37.7	-8.7 ± 13.9	< 35.6	
Mn-54	-0.1 ± 1.5	< 2.8	-0.1 ± 1.9	< 3.3	1.4 ± 1.8	< 3.4	0.3 ± 1.8	< 3.7	10
Fe-59	-0.6 ± 2.2	< 3.4	-4.9 ± 3.2	< 3.4	-3.7 ± 3.2	< 4.8	-1.5 ± 3.4	< 4.7	30
Co-58	-0.4 ± 1.4	< 2.1	0.5 ± 1.8	< 1.6	-0.3 ± 1.7	< 1.6	-1.3 ± 1.8	< 1.7	10
Co-60	0.9 ± 1.4	< 1.9	-0.9 ± 1.9	< 1.6	0.6 ± 1.9	< 2.6	-1.4 ± 1.7	< 2.0	10
Zn-65	0.5 ± 2.3	< 3.3	-0.4 ± 4.0	< 5.8	-4.1 ± 4.1	< 4.8	-0.7 ± 3.3	< 6.6	30
Zr-Nb-95	1.2 ± 1.6	< 3.3	-1.9 ± 2.1	< 3.9	-0.5 ± 2.0	< 5.0	-3.3 ± 2.1	< 3.2	15
Cs-134	-0.4 ± 1.5	< 3.0	-1.1 ± 1.8	< 3.5	-4.5 ± 2.1	< 3.4	0.0 ± 1.7	< 3.3	10
Cs-137	1.0 ± 1.5	< 3.3	-0.8 ± 2.0	< 2.5	2.0 ± 2.1	< 3.6	-0.1 ± 1.9	< 2.4	10
Ba-La-140	-0.7 ± 1.5	< 3.1	2.9 ± 1.7	< 6.8	-3.0 ± 1.8	< 9.2	-2.5 ± 1.9	< 8.3	15
Other (Ru-103)	-1.4 ± 1.4	< 3.2	-2.6 ± 2.4	< 4.7	1.5 ± 1.8	< 5.1	0.4 ± 1.8	< 4.4	30



POINT BEACH

Table 5. Lake water, analyses for gross beta, iodine-131 and gamma emitting isotopes.

Location: E-33 (Kewaunee)

Collection: Monthly composites

Units: pCi/L

	MDC		MDC		MDC		MDC		
Lab Code	ELW- 136		ELW- 358		ELW- 737		ELW- 1058		
Date Collected	01-15-20		02-12-20		03-11-20		04-08-20		Req. LLD
Gross beta	1.4 ± 0.5	< 0.8	4.6 ± 0.8	< 0.8	1.1 ± 0.6	< 0.9	1.2 ± 0.5	< 0.8	4.0
I-131	0.19 ± 0.20	< 0.34	-0.07 ± 0.16	< 0.29	-0.01 ± 0.14	< 0.26	0.17 ± 0.17	< 0.29	0.5
Be-7	0.2 ± 9.0	< 20.5	0.4 ± 15.0	< 33.9	-7.2 ± 18.8	< 18.5	-3.4 ± 14.6	< 35.0	
Mn-54	0.7 ± 1.2	< 1.8	0.7 ± 1.6	< 2.9	1.9 ± 1.8	< 2.0	-0.5 ± 1.8	< 1.8	10
Fe-59	-1.8 ± 2.4	< 2.6	-6.6 ± 4.7	< 7.9	2.1 ± 3.7	< 5.3	-0.5 ± 3.2	< 7.5	30
Co-58	0.3 ± 1.1	< 1.8	0.2 ± 2.0	< 2.4	-1.9 ± 2.0	< 1.9	-2.7 ± 1.8	< 2.3	10
Co-60	0.6 ± 1.0	< 1.4	-0.2 ± 1.8	< 2.4	1.1 ± 2.0	< 2.4	0.9 ± 1.7	< 2.5	10
Zn-65	1.3 ± 1.8	< 2.6	1.8 ± 3.8	< 6.2	-0.6 ± 3.9	< 3.8	2.4 ± 3.4	< 3.3	30
Zr-Nb-95	-1.0 ± 1.1	< 1.5	2.0 ± 2.1	< 4.4	-0.7 ± 2.4	< 4.5	-2.0 ± 1.9	< 3.6	15
Cs-134	0.2 ± 1.0	< 2.1	-3.2 ± 1.9	< 4.0	-5.6 ± 2.6	< 4.0	0.6 ± 1.8	< 3.7	10
Cs-137	0.8 ± 1.3	< 2.1	2.4 ± 1.8	< 2.4	-1.4 ± 2.4	< 2.3	-0.5 ± 2.1	< 2.5	10
Ba-La-140	-0.2 ± 1.5	< 4.1	-0.7 ± 2.4	< 7.5	-4.4 ± 2.5	< 4.9	-0.7 ± 1.5	< 3.5	15
Other (Ru-103)	0.2 ± 1.0	< 2.1	0.6 ± 1.9	< 4.8	-0.6 ± 2.2	< 2.6	0.0 ± 1.5	< 3.6	30
Lab Code	ELW- 1460								
Date Collected	05-12-20								Req. LLD
Gross beta	1.0 ± 0.5	< 0.8							4.0
I-131	-0.12 ± 0.17	< 0.31							0.5
Be-7	-5.9 ± 16.7	< 41.8							
Mn-54	0.3 ± 1.8	< 4.3							10
Fe-59	-2.0 ± 4.3	< 6.0							30
Co-58	-0.5 ± 1.7	< 2.8							10
Co-60	1.1 ± 2.1	< 2.8							10
Zn-65	-5.9 ± 4.5	< 3.6							30
Zr-Nb-95	-1.7 ± 3.2	< 7.5							15
Cs-134	1.1 ± 1.7	< 3.5							10
Cs-137	1.4 ± 2.0	< 2.5							10
Ba-La-140	-11.6 ± 2.2	< 11.7							15
Other (Ru-103)	0.0 ± 2.1	< 5.5							30

Collection discontinued at this location

**Annual  
Annual**

All locations	Mean ± s.d.		Mean ± s.d.		Mean ± s.d.
<b>Gross Beta</b>	<b>1.5 ± 1.0</b>				
<b>I-131</b>	<b>0.01 ± 0.10</b>	<b>Co-58</b>	<b>-0.1 ± 1.1</b>	<b>Cs-134</b>	<b>-0.8 ± 2.1</b>
<b>Be-7</b>	<b>-2.0 ± 10.8</b>	<b>Co-60</b>	<b>-0.1 ± 0.9</b>	<b>Cs-137</b>	<b>0.2 ± 1.0</b>
<b>Mn-54</b>	<b>0.1 ± 0.8</b>	<b>Zn-65</b>	<b>-1.1 ± 2.8</b>	<b>Ba-La-140</b>	<b>-2.6 ± 3.8</b>
<b>Fe-59</b>	<b>-0.5 ± 2.6</b>	<b>Zr-Nb-95</b>	<b>-1.8 ± 2.3</b>	<b>Ru-103</b>	<b>-0.5 ± 1.0</b>

# POINT BEACH NUCLEAR PLANT

Table 6. Lake water, analyses for tritium, strontium-89 and strontium-90.

Collection: Quarterly composites of weekly grab samples

Units: pCi/L

Location		E-01 (Meteorological Tower)						
Period	1st Qtr.	MDC	2nd Qtr.	MDC	3rd Qtr.	MDC	4th Qtr.	MDC
Lab Code	ELW- 784		ELW- 2056		ELW- 3237		ELW- 4612	
H-3	76 ± 76	< 151	136 ± 90	< 159	98 ± 83	< 162	37 ± 79	< 160
Sr-89	-0.38 ± 0.58	< 0.68	0.66 ± 0.56	< 0.74 <sup>b</sup>	0.00 ± 0.49	< 0.53	0.20 ± 0.50	< 0.56
Sr-90	0.40 ± 0.30	< 0.55	-0.15 ± 0.22	< 0.51	0.20 ± 0.28	< 0.56	0.11 ± 0.25	< 0.52

<sup>b</sup> Precipitation reanalysis results (in pCi/L):

Sr-89 -0.47 ± 0.96 < 1.18

Sr-90 0.23 ± 0.28 < 0.53

Location		E-05 (Two Creeks Park)						
Period	1st Qtr.		2nd Qtr.		3rd Qtr.		4th Qtr.	
Lab Code	ELW- 785		ELW- 2057		ELW- 3238		ELW- 4613	
H-3	153 ± 80	< 151	129 ± 90	< 159	-15 ± 77	< 162	408 ± 97 <sup>c</sup>	< 160
Sr-89	0.11 ± 0.59	< 0.71	-0.57 ± 0.62	< 0.80	-0.04 ± 0.53	< 0.60	0.01 ± 0.58	< 0.65
Sr-90	0.22 ± 0.30	< 0.58	0.34 ± 0.27	< 0.51	0.17 ± 0.31	< 0.62	0.19 ± 0.29	< 0.57

<sup>c</sup> For monthly tritium analyses look App. F

Location		E-06 (Coast Guard Station)						
Period	1st Qtr.		2nd Qtr.		3rd Qtr.		4th Qtr.	
Lab Code	ELW- 786		ELW- 2058		ELW- 3239		ELW- 4614	
H-3	87 ± 76	< 151	185 ± 93	< 159	71 ± 82	< 162	22 ± 78	< 160
Sr-89	-0.10 ± 0.52	< 0.61	-0.07 ± 0.55	< 0.65	-0.40 ± 0.49	< 0.49	0.32 ± 0.56	< 0.69
Sr-90	0.29 ± 0.26	< 0.49	0.27 ± 0.24	< 0.45	0.47 ± 0.30	< 0.52	0.04 ± 0.27	< 0.56

Location		E-33 (Kewaunee)						
Period	1st Qtr.		2nd Qtr. <sup>a</sup>		3rd Qtr.		4th Qtr.	
Lab Code	ELW- 787		ELW- 2059		Collection discontinued			
H-3	111 ± 78	< 151	129 ± 90	< 159				
Sr-89	0.29 ± 0.50	< 0.61	-0.04 ± 0.74	< 0.93				
Sr-90	0.10 ± 0.24	< 0.48	0.18 ± 0.21	< 0.40				

<sup>a</sup> April and May only; collection discontinued.

Tritium Annual Mean ± s.d.	116 ± 100
Sr-89 Annual Mean ± s.d.	0.00 ± 0.32
Sr-90 Annual Mean ± s.d.	0.20 ± 0.16

POINT BEACH NUCLEAR PLANT

Table 7. Fish, analyses for gross beta and gamma emitting isotopes.

Location: E-13

Collection: Quarterly

Units: pCi/g wet

Sample Description and Concentration							Req.
MDC			MDC			MDC	LLD
Collection Date	01-28-20		01-29-20		02-13-20		
Lab Code	EF- 421		EF- 422		EF- 423		
Type	Lake Herring		Chinook Salmon		Whitefish		
K-40	3.68 ± 0.42	-	2.15 ± 0.323	-	3.08 ± 0.39	-	
Mn-54	0.005 ± 0.009	< 0.019	0.005 ± 0.007	< 0.014	0.005 ± 0.010	< 0.010	0.13
Fe-59	-0.001 ± 0.016	< 0.037	-0.012 ± 0.015	< 0.016	0.007 ± 0.018	< 0.024	0.26
Co-58	-0.007 ± 0.009	< 0.018	0.006 ± 0.007	< 0.017	0.005 ± 0.010	< 0.017	0.13
Co-60	-0.005 ± 0.010	< 0.013	0.001 ± 0.008	< 0.014	-0.001 ± 0.008	< 0.005	0.13
Zn-65	-0.004 ± 0.020	< 0.036	-0.012 ± 0.016	< 0.024	-0.026 ± 0.024	< 0.032	0.26
Cs-134	-0.010 ± 0.009	< 0.017	-0.001 ± 0.006	< 0.013	-0.024 ± 0.011	< 0.016	0.13
Cs-137	0.012 ± 0.010	< 0.015	0.022 ± 0.012	< 0.014	0.034 ± 0.017	< 0.017	0.15
Other (Ru-103)	-0.002 ± 0.007	< 0.020	-0.002 ± 0.006	< 0.017	-0.007 ± 0.009	< 0.012	0.5
Collection Date	02-14-20		04-23-20		04-13-20		
Lab Code	EF- 424		EF- 1825		EF- 1826		
Type	Smallmouth Bass		Lake Whitefish		Chinook Salmon		
K-40	3.46 ± 0.50	-	2.63 ± 0.36	-	2.61 ± 0.45	-	
Mn-54	-0.003 ± 0.014	< 0.025	-0.006 ± 0.008	< 0.014	0.000 ± 0.010	< 0.018	0.13
Fe-59	0.013 ± 0.024	< 0.032	0.002 ± 0.016	< 0.060	-0.014 ± 0.019	< 0.098	0.26
Co-58	-0.005 ± 0.012	< 0.013	-0.008 ± 0.008	< 0.020	0.002 ± 0.009	< 0.029	0.13
Co-60	0.003 ± 0.014	< 0.021	0.008 ± 0.009	< 0.012	-0.003 ± 0.012	< 0.017	0.13
Zn-65	-0.053 ± 0.035	< 0.050	-0.012 ± 0.017	< 0.014	0.007 ± 0.021	< 0.043	0.26
Cs-134	-0.010 ± 0.012	< 0.022	0.001 ± 0.006	< 0.014	0.004 ± 0.009	< 0.018	0.13
Cs-137	0.027 ± 0.015	< 0.026	0.007 ± 0.009	< 0.017	0.026 ± 0.015	< 0.023	0.15
Other (Ru-103)	0.007 ± 0.012	< 0.021	0.006 ± 0.006	< 0.035	-0.007 ± 0.007	< 0.054	0.5



POINT BEACH NUCLEAR PLANT

Table 7. Fish, analyses for gross beta and gamma emitting isotopes.

Location: E-13

Collection: Quarterly

Units: pCi/g wet

Sample Description and Concentration (pCi/g wet)								Req.
		MDC		MDC		MDC	LLD	
Collection Date	05-08-20		04-29-20		05-30-20			
Lab Code	EF- 1827		EF- 1828		EF- 1830			
Type	Lake Whitefish		Burbot		Burbot			
K-40	3.25 ± 0.54	-	1.35 ± 1.35	-	2.56 ± 0.50			
Mn-54	-0.004 ± 0.012	< 0.017	0.010 ± 0.012	< 0.021	-0.009 ± 0.016	< 0.016	0.13	
Fe-59	0.008 ± 0.025	< 0.073	-0.046 ± 0.029	< 0.074	-0.005 ± 0.028	< 0.056	0.26	
Co-58	-0.007 ± 0.011	< 0.014	-0.012 ± 0.011	< 0.027	-0.002 ± 0.015	< 0.028	0.13	
Co-60	0.003 ± 0.016	< 0.018	0.002 ± 0.015	< 0.023	-0.027 ± 0.019	< 0.022	0.13	
Zn-65	-0.047 ± 0.031	< 0.039	-0.013 ± 0.030	< 0.044	-0.099 ± 0.040	< 0.074	0.26	
Cs-134	0.002 ± 0.011	< 0.024	-0.003 ± 0.012	< 0.027	-0.007 ± 0.014	< 0.026	0.13	
Cs-137	-0.001 ± 0.014	< 0.021	0.026 ± 0.014	< 0.022	0.006 ± 0.017	< 0.034	0.15	
Other (Ru-103)	-0.001 ± 0.010	< 0.035	-0.032 ± 0.012	< 0.034	0.001 ± 0.013	< 0.037	0.5	
Collection Date	07-13-20		07-27-20		08-04-20			
Lab Code	EF- 2829		EF- 2830		EF- 2831			
Type	Chinook Salmon		Brown Trout		Burbot			
K-40	2.55 ± 0.38	-	3.19 ± 0.42	-	1.80 ± 0.35	-		
Mn-54	0.000 ± 0.009	< 0.017	0.002 ± 0.010	< 0.012	0.002 ± 0.011	< 0.022	0.13	
Fe-59	-0.011 ± 0.019	< 0.051	-0.004 ± 0.020	< 0.056	0.009 ± 0.017	< 0.030	0.26	
Co-58	-0.004 ± 0.007	< 0.017	-0.023 ± 0.010	< 0.015	0.003 ± 0.011	< 0.023	0.13	
Co-60	-0.007 ± 0.011	< 0.011	-0.002 ± 0.012	< 0.010	0.006 ± 0.011	< 0.014	0.13	
Zn-65	-0.019 ± 0.022	< 0.020	-0.002 ± 0.022	< 0.035	-0.039 ± 0.024	< 0.018	0.26	
Cs-134	-0.002 ± 0.007	< 0.015	-0.001 ± 0.009	< 0.018	-0.016 ± 0.010	< 0.016	0.13	
Cs-137	0.011 ± 0.011	< 0.018	0.025 ± 0.012	< 0.020	0.013 ± 0.013	< 0.022	0.15	
Other (Ru-103)	-0.006 ± 0.008	< 0.020	-0.004 ± 0.007	< 0.031	0.008 ± 0.010	< 0.031	0.5	

POINT BEACH NUCLEAR PLANT

Table 7. Fish, analyses for gross beta and gamma emitting isotopes.

Location: E-13

Collection: Quarterly

Units: pCi/g wet

		Sample Description and Concentration (pCi/g wet)				MDC	Req. LLD
		MDC		MDC			
Collection Date	08-08-20			11-12-20			
Lab Code	EF- 2832			EF- 4495			
Type	Lake Trout			Salmon			
						11-24-20	
						EF- 4496	
						Burbot	
K-40	2.62 ± 0.50	-		3.49 ± 0.43	-	2.33 ± 0.52	-
Mn-54	-0.004 ± 0.013	< 0.023		0.001 ± 0.008	< 0.011	0.004 ± 0.017	< 0.020
Fe-59	0.004 ± 0.020	< 0.038		-0.005 ± 0.014	< 0.031	-0.062 ± 0.032	< 0.043
Co-58	0.001 ± 0.013	< 0.019		-0.009 ± 0.008	< 0.018	-0.034 ± 0.016	< 0.031
Co-60	0.013 ± 0.015	< 0.025		0.004 ± 0.010	< 0.017	0.009 ± 0.018	< 0.023
Zn-65	0.001 ± 0.032	< 0.059		0.005 ± 0.021	< 0.040	-0.199 ± 0.050	< 0.092
Cs-134	0.010 ± 0.011	< 0.023		-0.001 ± 0.009	< 0.017	-0.021 ± 0.018	< 0.033
Cs-137	0.014 ± 0.012	< 0.020		0.016 ± 0.011	< 0.018	0.022 ± 0.017	< 0.029
Other (Ru-103)	0.003 ± 0.011	< 0.026		0.005 ± 0.007	< 0.028	-0.001 ± 0.015	< 0.053

Annual	
Mn-54	0.001 ± 0.005
Fe-59	-0.008 ± 0.021
Co-58	-0.006 ± 0.011
Co-60	0.000 ± 0.009
Zn-65	-0.034 ± 0.053
Cs-134	-0.005 ± 0.009
Cs-137	0.017 ± 0.010
Other (Ru-103)	-0.002 ± 0.010

POINT BEACH NUCLEAR PLANT

Table 8. Radioactivity in shoreline sediment samples

Collection: Annual

Sample Description and Concentration (pCi/g dry)								
Collection Date	MDC			MDC			MDC	
Lab Code	10/19/2020			10/19/2020			10/19/2020	
	ESS- 3930			ESS- 3931			ESS- 3932	LLD
Location	E-01			E-05			E-06	
Be-7	0.044 ± 0.037	< 0.123		-0.022 ± 0.048	< 0.097		0.099 ± 0.059	< 0.214
K-40	2.815 ± 0.233	-		5.320 ± 0.330	-		2.251 ± 0.220	-
Cs-134	-0.005 ± 0.005	< 0.009		-0.003 ± 0.005	< 0.011		-0.009 ± 0.008	< 0.012 0.15
Cs-137	0.015 ± 0.007	< 0.013		0.006 ± 0.006	< 0.010		0.022 ± 0.011	< 0.017 0.15
Tl-208	0.076 ± 0.015	-		0.048 ± 0.015	-		0.651 ± 0.032	-
Pb-212	0.180 ± 0.022	-		0.119 ± 0.017	-		1.738 ± 0.037	-
Bi-214	0.180 ± 0.027	-		0.169 ± 0.030	-		1.708 ± 0.051	-
Ra-226	0.348 ± 0.150	-		0.381 ± 0.122	-		2.941 ± 0.257	-
Ac-228	0.230 ± 0.049	-		0.144 ± 0.052	-		2.075 ± 0.079	-
							Annual Mean ±s.d.	
							Be-7	0.041 ± 0.061
							K-40	3.46 ± 1.63
							Cs-134	-0.01 ± 0.00
							Cs-137	0.015 ± 0.008
							Tl-208	0.26 ± 0.34
							Pb-212	0.68 ± 0.92
							Bi-214	0.69 ± 0.89
							Ra-226	1.22 ± 1.49
							Ac-228	0.82 ± 1.09



POINT BEACH NUCLEAR PLANT

Table 9. Radioactivity in soil samples

Collection: Annual

Sample Description and Concentration (pCi/g dry)							
	MDC		MDC		MDC		
Collection Date	9/22/2020		9/22/2020		9/22/2020		Req.
Lab Code	ESO- 3405		ESO- 3406		ESO- 3407		LLD
Location	E-01		E-02		E-03		
Be-7	0.144 ± 0.07	< 0.20	-0.044 ± 0.13	< 0.30	0.052 ± 0.10	< 0.34	
K-40	13.62 ± 0.61	-	17.73 ± 0.86	-	21.63 ± 0.88	-	-
Cs-134	0.004 ± 0.01	< 0.01	-0.058 ± 0.02	< 0.02	0.017 ± 0.02	< 0.02	0.15
Cs-137	0.059 ± 0.02	< 0.02	0.086 ± 0.04	< 0.04	0.104 ± 0.03	< 0.03	0.15
Tl-208	0.165 ± 0.03	-	0.175 ± 0.04	-	0.223 ± 0.03	-	-
Pb-212	0.409 ± 0.03	-	0.493 ± 0.04	-	0.574 ± 0.04	-	-
Bi-214	0.362 ± 0.04	-	1.083 ± 0.08	-	0.506 ± 0.05	-	-
Ra-226	0.610 ± 0.23	-	1.172 ± 0.37	-	1.129 ± 0.31	-	-
Ac-228	0.488 ± 0.09	-	0.610 ± 0.13	-	0.679 ± 0.10	-	-
Collection Date	9/22/2020		9/22/2020		9/22/2020		
Lab Code	ESO- 3408		ESO- 3409		ESO- 3410		
Location	E-04		E-06		E-20		
Be-7	0.372 ± 0.12	< 0.37	0.116 ± 0.06	< 0.22	0.241 ± 0.11	< 0.34	
K-40	18.72 ± 0.85	-	11.74 ± 0.56	-	13.86 ± 0.72	-	-
Cs-134	-0.008 ± 0.01	< 0.02	-0.005 ± 0.01	< 0.01	-0.011 ± 0.01	< 0.02	0.15
Cs-137	0.108 ± 0.04	< 0.04	0.198 ± 0.03	< 0.02	0.059 ± 0.03	< 0.03	0.15
Tl-208	0.226 ± 0.04	-	0.061 ± 0.02	-	0.173 ± 0.03	-	-
Pb-212	0.492 ± 0.04	-	0.167 ± 0.02	-	0.374 ± 0.04	-	-
Bi-214	0.419 ± 0.06	-	0.170 ± 0.03	-	0.350 ± 0.05	-	-
Ra-226	1.116 ± 0.27	-	0.496 ± 0.19	-	0.770 ± 0.28	-	-
Ac-228	0.639 ± 0.11	-	0.203 ± 0.05	-	0.435 ± 0.09	-	-
<b>Annual</b>							
<b>Mean ± s.d.</b>							
Be-7	0.147 ± 0.15						
K-40	16.22 ± 3.75						-
Cs-134	-0.010 ± 0.03						0.15
Cs-137	0.10 ± 0.05						0.15
Tl-208	0.17 ± 0.06						-
Pb-212	0.42 ± 0.14						-
Bi-214	0.48 ± 0.31						-
Ra-226	0.88 ± 0.30						-
Ac-228	0.51 ± 0.18						-

POINT BEACH NUCLEAR PLANT

Table 10. Radioactivity in vegetation samples  
Collection: Bi-annual

Sample Description and Concentration (pCi/g wet)

Location	MDC			MDC			MDC
	E-01		E-02		E-03		
Collection Date	05-28-20		05-28-20		05-28-20		
Lab Code	EG- 1777		EG- 1778		EG- 1779		Req. LLD
Be-7	0.70 ± 0.17	-	0.38 ± 0.11	-	0.51 ± 0.12	-	-
K-40	4.72 ± 0.40	-	5.80 ± 0.41	-	5.28 ± 0.37	-	-
I-131	0.000 ± 0.007	< 0.013	0.003 ± 0.005	< 0.013	-0.002 ± 0.005	< 0.013	0.060
Cs-134	-0.008 ± 0.008	< 0.013	0.002 ± 0.007	< 0.013	0.000 ± 0.004	< 0.009	0.060
Cs-137	0.008 ± 0.009	< 0.015	0.000 ± 0.007	< 0.008	0.007 ± 0.006	< 0.009	0.080
Other (Co-60)	-0.003 ± 0.009	< 0.008	0.006 ± 0.008	< 0.012	0.008 ± 0.006	< 0.009	0.060
Location	MDC			MDC			MDC
	E-04		E-06		E-20		
Collection Date	05-28-20		05-28-20		05-28-20		
Lab Code	EG- 1780		EG- 1781		EG- 1782		Req. LLD
Be-7	0.08 ± 0.06	-	0.27 ± 0.09	-	0.24 ± 0.13	-	-
K-40	5.36 ± 0.42	-	3.25 ± 0.27	-	4.86 ± 0.38	-	-
I-131	-0.001 ± 0.005	< 0.014	-0.003 ± 0.004	< 0.006	-0.004 ± 0.005	< 0.016	0.060
Cs-134	0.005 ± 0.007	< 0.014	0.005 ± 0.003	< 0.008	-0.003 ± 0.007	< 0.013	0.060
Cs-137	0.003 ± 0.008	< 0.015	0.006 ± 0.005	< 0.007	-0.004 ± 0.006	< 0.008	0.080
Other (Co-60)	-0.005 ± 0.007	< 0.006	-0.001 ± 0.006	< 0.008	0.001 ± 0.008	< 0.008	0.060

POINT BEACH NUCLEAR PLANT

Table 10. Radioactivity in vegetation samples  
Collection: Bi-annual

Sample Description and Concentration (pCi/g wet)							
Location	E-01	MDC	E-02	MDC	E-03	MDC	
Collection Date	09-22-20		09-22-20		09-22-20		
Lab Code	EG- 3398		EG- 3399		EG- 3400		Req. LLD
Be-7	5.26 ± 0.60	-	3.97 ± 0.28	-	5.30 ± 0.56	-	-
K-40	4.33 ± 0.66	-	5.90 ± 0.42	-	6.51 ± 0.80	-	-
I-131	-0.004 ± 0.022	< 0.049	0.009 ± 0.009	< 0.027	-0.009 ± 0.022	< 0.047	0.060
Cs-134	-0.002 ± 0.018	< 0.035	-0.002 ± 0.009	< 0.017	-0.013 ± 0.019	< 0.020	0.060
Cs-137	-0.009 ± 0.020	< 0.025	-0.008 ± 0.009	< 0.014	-0.008 ± 0.020	< 0.033	0.080
Other (Co-60)	0.001 ± 0.020	< 0.021	0.003 ± 0.009	< 0.016	0.006 ± 0.019	< 0.027	0.060
Location	E-04		E-06		E-20		
Collection Date	09-22-20		09-22-20		09-22-20		
Lab Code	EG- 3401		EG- 3402		EG- 3404		Req. LLD
Be-7	4.60 ± 0.26	-	4.68 ± 0.37	-	3.14 ± 0.53	-	-
K-40	4.76 ± 0.38	-	3.57 ± 0.43	-	7.60 ± 0.92	-	-
I-131	-0.010 ± 0.009	< 0.024	0.001 ± 0.014	< 0.037	0.014 ± 0.022	< 0.055	0.060
Cs-134	-0.003 ± 0.008	< 0.016	-0.008 ± 0.012	< 0.024	0.002 ± 0.023	< 0.043	0.060
Cs-137	-0.003 ± 0.009	< 0.012	0.035 ± 0.020	< 0.023	-0.008 ± 0.024	< 0.035	0.080
Other (Co-60)	0.007 ± 0.008	< 0.012	-0.008 ± 0.011	< 0.014	-0.003 ± 0.021	< 0.011	0.060
Be-7 Annual Mean ± s.d.	2.43 ± 2.23						
K-40 Annual Mean ± s.d.	5.16 ± 1.21						
I-131 Annual Mean ± s.d.	0.000 ± 0.007						
Cs-134 Annual Mean ± s.d.	-0.002 ± 0.005						
Cs-137 Annual Mean ± s.d.	0.002 ± 0.012						
Co-60 Annual Mean ± s.d.	0.001 ± 0.005						



POINT BEACH NUCLEAR PLANT

Table 11. Ambient Gamma Radiation <sup>a</sup>  
LLD/7days: < 1mR/TLD

1st. Quarter, 2020

Date Annealed:		12-04-19	Days in the field	90
Date Placed:		01-02-20	Days from Annealing	
Date Removed:		04-01-20	to Readout:	125
Date Read:		04-07-20		

Location	Days in Field	Total mR	Net mR	mR/Std Qtr (91 days)	Net mR per 7 days
<u>Indicator</u>					
E-1	90	17.7 ± 0.7	11.9 ± 0.9	12.0 ± 0.9	0.93 ± 0.07
E-2	90	20.1 ± 0.5	14.3 ± 0.6	14.5 ± 0.6	1.11 ± 0.04
E-3	90	20.4 ± 1.7	14.5 ± 1.8	14.7 ± 1.8	1.13 ± 0.14
E-4	90	18.6 ± 1.5	12.7 ± 1.5	12.9 ± 1.5	0.99 ± 0.12
E-5	90	19.7 ± 0.6	13.9 ± 0.6	14.0 ± 0.6	1.08 ± 0.05
E-6	90	17.9 ± 0.8	12.1 ± 0.9	12.2 ± 0.9	0.94 ± 0.07
E-7	90	18.7 ± 0.9	12.8 ± 0.9	13.0 ± 0.9	1.00 ± 0.07
E-8	90	17.9 ± 1.2	12.1 ± 1.2	12.2 ± 1.2	0.94 ± 0.09
E-9	90	20.9 ± 0.3	15.1 ± 0.4	15.3 ± 0.4	1.18 ± 0.03
E-12	90	14.2 ± 0.4	8.3 ± 0.5	8.4 ± 0.5	0.65 ± 0.04
E-14	90	17.1 ± 0.3	11.3 ± 0.4	11.4 ± 0.4	0.88 ± 0.03
E-15	90	19.8 ± 0.6	14.0 ± 0.7	14.1 ± 0.7	1.09 ± 0.06
E-16B	90	20.2 ± 0.6	14.3 ± 0.6	14.5 ± 0.6	1.11 ± 0.08
E-17	90	20.2 ± 1.0	14.4 ± 1.0	14.5 ± 1.1	1.12 ± 0.08
E-18	90	21.7 ± 1.1	15.9 ± 1.1	16.1 ± 1.1	1.23 ± 0.09
E-22	90	18.5 ± 0.8	12.7 ± 0.9	12.8 ± 0.9	0.99 ± 0.07
E-23	90	18.5 ± 0.6	12.7 ± 0.7	12.8 ± 0.7	0.99 ± 0.05
E-24	90	19.7 ± 1.1	13.8 ± 1.1	14.0 ± 1.1	1.08 ± 0.09
E-25	90	17.4 ± 0.3	11.6 ± 0.4	11.7 ± 0.4	0.90 ± 0.03
E-26B	90	19.8 ± 0.7	13.9 ± 0.7	14.1 ± 0.7	1.08 ± 0.06
E-27	90	20.4 ± 0.6	14.6 ± 0.7	14.8 ± 0.7	1.14 ± 0.05
E-28	90	15.3 ± 0.5	9.5 ± 0.6	9.6 ± 0.6	0.74 ± 0.05
E-29	90	15.9 ± 0.9	10.0 ± 0.9	10.1 ± 0.9	0.78 ± 0.07
E-30	90	18.3 ± 1.0	12.5 ± 1.1	12.6 ± 1.1	0.97 ± 0.08
E-31	90	18.1 ± 0.5	12.3 ± 0.6	12.4 ± 0.6	0.95 ± 0.05
E-32	90	22.2 ± 0.8	16.4 ± 0.9	16.6 ± 0.9	1.27 ± 0.07
E-38	90	20.4 ± 0.9	14.5 ± 1.0	14.7 ± 1.0	1.13 ± 0.08
E-39	90	18.5 ± 0.7	12.7 ± 0.8	12.8 ± 0.8	0.99 ± 0.06
E-41	90	17.7 ± 0.8	11.9 ± 0.9	12.0 ± 0.9	0.92 ± 0.07
E-42	90	21.4 ± 0.9	15.5 ± 0.9	15.7 ± 0.9	1.21 ± 0.07
E-43	90	18.2 ± 1.4	12.3 ± 1.4	12.5 ± 1.4	0.96 ± 0.11
E-44	90	17.3 ± 1.0	11.5 ± 1.0	11.6 ± 1.0	0.89 ± 0.08
<u>Control</u>					
E-20	90	20.3 ± 1.0	14.5 ± 1.1	14.6 ± 1.1	1.13 ± 0.08
Mean±s.d.		18.9 ± 1.8	13.0 ± 1.8	13.2 ± 1.8	1.01 ± 0.14
<u>In-Transit Exposure</u>					
		<u>Date Annealed</u>	<u>Date Read</u>	<u>ITC-1</u>	<u>ITC-2</u>
		12-04-19	01-07-20	5.6 ± 0.2	5.6 ± 0.2
		03-05-20	04-08-20	5.9 ± 0.3	5.7 ± 0.4

<sup>a</sup> The CaSO<sub>4</sub>:Dy dosimeter cards provide four separate readout areas. Values listed represent the mean and standard deviation of the average of the four readings.

POINT BEACH NUCLEAR PLANT

Table 11. Ambient Gamma Radiation <sup>a</sup>  
LLD/7days: < 1mR/TLD

2nd Quarter, 2020

Date Annealed:		03-05-20	Days in the field		90
Date Placed:		04-01-20	Days from Annealing		
Date Removed:		06-30-20 <sup>b</sup>	to Readout:		126
Date Read:		07-09-20			

Location	Days in Field	Total mR	Net mR	mR/Std Qtr (91 days)	Net mR per 7 days
<u>Indicator</u>					
E-1	90	18.6 ± 0.4	12.5 ± 0.9	12.6 ± 0.9	0.97 ± 0.07
E-2	90	22.6 ± 1.3	16.5 ± 1.5	16.7 ± 1.5	1.28 ± 0.12
E-3	90	24.7 ± 1.4	18.6 ± 1.6	18.8 ± 1.6	1.45 ± 0.13
E-4	90	21.0 ± 0.7	14.9 ± 1.1	15.0 ± 1.1	1.16 ± 0.09
E-5	90	21.8 ± 0.4	15.7 ± 0.9	15.9 ± 0.9	1.22 ± 0.07
E-6	90	18.7 ± 0.9	12.6 ± 1.2	12.7 ± 1.2	0.98 ± 0.09
E-7	90	19.0 ± 0.7	12.9 ± 1.1	13.1 ± 1.1	1.00 ± 0.08
E-8	97	19.4 ± 0.7	13.3 ± 1.1	12.4 ± 1.0	0.96 ± 0.08
E-9	97	21.4 ± 0.7	15.3 ± 1.0	14.3 ± 1.0	1.10 ± 0.08
E-12	90	17.4 ± 1.1	11.2 ± 1.4	11.4 ± 1.4	0.87 ± 0.11
E-14	90	20.8 ± 1.1	14.7 ± 1.4	14.8 ± 1.4	1.14 ± 0.11
E-15	90	23.5 ± 1.5	17.3 ± 1.7	17.5 ± 1.7	1.35 ± 0.13
E-16B	97	22.4 ± 0.4	16.3 ± 0.9	15.3 ± 0.8	1.18 ± 0.06
E-17	90	21.8 ± 0.9	15.6 ± 1.2	15.8 ± 1.2	1.22 ± 0.09
E-18	97	24.5 ± 2.0	18.4 ± 2.1	17.3 ± 2.0	1.33 ± 0.15
E-22	97	22.5 ± 0.8	16.4 ± 1.1	15.4 ± 1.1	1.18 ± 0.08
E-23	90	25.4 ± 0.7	19.3 ± 1.0	19.5 ± 1.0	1.50 ± 0.08
E-24	90	22.0 ± 1.0	15.8 ± 1.3	16.0 ± 1.3	1.23 ± 0.10
E-25	97	22.3 ± 1.1	16.2 ± 1.3	15.2 ± 1.3	1.17 ± 0.10
E-26B	97	20.2 ± 0.5	14.1 ± 1.0	13.2 ± 0.9	1.02 ± 0.07
E-27	90	23.1 ± 1.3	16.9 ± 1.5	17.1 ± 1.5	1.32 ± 0.12
E-28	97	17.6 ± 0.5	11.5 ± 1.0	10.8 ± 0.9	0.83 ± 0.07
E-29	90	16.7 ± 0.2	10.6 ± 0.8	10.7 ± 0.8	0.82 ± 0.06
E-30	90	21.0 ± 1.0	14.8 ± 1.3	15.0 ± 1.3	1.15 ± 0.10
E-31	97	22.7 ± 1.5	16.6 ± 1.7	15.5 ± 1.6	1.19 ± 0.12
E-32	97	25.7 ± 0.9	19.6 ± 1.2	18.4 ± 1.1	1.41 ± 0.09
E-38	90	20.4 ± 0.5	14.3 ± 1.0	14.4 ± 1.0	1.11 ± 0.07
E-39	90	21.1 ± 0.8	15.0 ± 1.1	15.2 ± 1.1	1.17 ± 0.09
E-41	97	20.9 ± 0.7	14.8 ± 1.1	13.9 ± 1.0	1.07 ± 0.08
E-42	90	22.0 ± 1.3	15.8 ± 1.5	16.0 ± 1.6	1.23 ± 0.12
E-43	90	22.1 ± 0.4	16.0 ± 0.9	16.1 ± 0.9	1.24 ± 0.07
E-44	97	20.2 ± 0.4	14.1 ± 0.9	13.2 ± 0.8	1.01 ± 0.07
<u>Control</u>					
E-20	97	20.7 ± 0.5	14.6 ± 1.0	13.7 ± 0.9	1.05 ± 0.07
Mean±s.d.		21.3 ± 2.2	15.2 ± 2.2	14.9 ± 2.2	1.15 ± 0.17
<u>In-Transit Exposure</u>					
		<u>Date Annealed</u>	<u>Date Read</u>	<u>ITC-1</u>	<u>ITC-2</u>
		03-05-20	04-08-20	5.9 ± 0.3	5.7 ± 0.4
		06-02-20	07-09-20	6.5 ± 0.5	6.5 ± 0.5

<sup>a</sup> The CaSO<sub>4</sub>:Dy dosimeter cards provide four separate readout areas. Values listed represent the mean and standard deviation of the average of the four readings.

<sup>b</sup> part of the batch collected on 7/7/20

POINT BEACH NUCLEAR PLANT

Table 11. Ambient Gamma Radiation <sup>a</sup>  
LLD/7days: < 1mR/TLD

3rd Quarter, 2020

Date Annealed:		06-02-20	Days in the field	94
Date Placed:		06-30-20 <sup>b</sup>	Days from Annealing	
Date Removed:		10-02-20	to Readout:	128
Date Read:		10-08-20		

Location	Days in Field	Total mR	Net mR	mR/Std Qtr (91 days)	Net mR per 7 days
<u>Indicator</u>					
E-1	94	19.3 ± 0.6	13.3 ± 0.9	12.9 ± 0.9	0.99 ± 0.07
E-2	94	21.9 ± 0.7	15.9 ± 1.0	15.4 ± 1.0	1.18 ± 0.08
E-3	94	23.9 ± 1.7	18.0 ± 1.8	17.4 ± 1.8	1.34 ± 0.14
E-4	94	20.3 ± 1.3	14.3 ± 1.5	13.9 ± 1.4	1.07 ± 0.11
E-5	94	21.7 ± 0.7	15.7 ± 1.0	15.2 ± 1.0	1.17 ± 0.08
E-6	94	18.8 ± 0.5	12.9 ± 0.9	12.5 ± 0.9	0.96 ± 0.07
E-7	94	18.9 ± 0.9	12.9 ± 1.1	12.5 ± 1.1	0.96 ± 0.08
E-8	87	<sup>b</sup> 19.4 ± 1.3	13.4 ± 1.5	14.0 ± 1.6	1.08 ± 0.12
E-9	87	<sup>b</sup> 23.4 ± 0.5	17.4 ± 0.9	18.2 ± 0.9	1.40 ± 0.07
E-12	94	14.4 ± 0.4	8.4 ± 0.8	8.1 ± 0.8	0.63 ± 0.06
E-14	94	21.1 ± 0.6	15.1 ± 1.0	14.6 ± 0.9	1.12 ± 0.07
E-15	94	22.1 ± 0.2	16.1 ± 0.8	15.6 ± 0.7	1.20 ± 0.06
E-16B	87	<sup>b</sup> 22.6 ± 0.6	16.6 ± 1.0	17.4 ± 1.0	1.34 ± 0.08
E-17	94	21.6 ± 0.7	15.6 ± 1.0	15.1 ± 1.0	1.16 ± 0.08
E-18	87	<sup>b</sup> 24.2 ± 1.3	18.2 ± 1.5	19.0 ± 1.6	1.46 ± 0.12
E-22	87	<sup>b</sup> 21.1 ± 1.0	15.1 ± 1.3	15.8 ± 1.3	1.21 ± 0.10
E-23	94	22.6 ± 0.6	16.6 ± 1.0	16.1 ± 0.9	1.24 ± 0.07
E-24	94	20.8 ± 0.6	14.9 ± 1.0	14.4 ± 0.9	1.11 ± 0.07
E-25	87	<sup>b</sup> 20.4 ± 0.8	14.4 ± 1.1	15.1 ± 1.1	1.16 ± 0.09
E-26B	87	<sup>b</sup> 22.2 ± 0.9	16.2 ± 1.1	17.0 ± 1.2	1.31 ± 0.09
E-27	94	22.1 ± 0.6	16.1 ± 1.0	15.6 ± 0.9	1.20 ± 0.07
E-28	87	<sup>b</sup> 15.7 ± 0.5	9.7 ± 0.9	10.2 ± 0.9	0.78 ± 0.07
E-29	94	16.1 ± 0.8	10.2 ± 1.1	9.8 ± 1.1	0.76 ± 0.08
E-30	94	19.4 ± 1.0	13.4 ± 1.3	13.0 ± 1.2	1.00 ± 0.09
E-31	87	<sup>b</sup> 21.6 ± 0.7	15.6 ± 1.0	16.3 ± 1.0	1.26 ± 0.08
E-32	87	<sup>b</sup> 25.6 ± 1.2	19.6 ± 1.4	20.5 ± 1.5	1.58 ± 0.11
E-38	94	22.9 ± 1.8	16.9 ± 2.0	16.4 ± 1.9	1.26 ± 0.15
E-39	94	21.1 ± 0.9	15.1 ± 1.2	14.6 ± 1.2	1.12 ± 0.09
E-41	87	<sup>b</sup> 22.0 ± 0.9	16.0 ± 1.1	16.7 ± 1.2	1.29 ± 0.09
E-42	94	23.5 ± 0.6	17.6 ± 0.9	17.0 ± 0.9	1.31 ± 0.07
E-43	94	21.9 ± 1.8	15.9 ± 2.0	15.4 ± 1.9	1.18 ± 0.15
E-44	94	20.4 ± 1.0	14.4 ± 1.2	14.0 ± 1.2	1.07 ± 0.09
<u>Control</u>					
E-20	87	<sup>b</sup> 20.9 ± 1.0	14.9 ± 1.2	15.6 ± 1.3	1.20 ± 0.10
Mean±s.d.		21.0 ± 2.4	15.0 ± 2.4	15.0 ± 2.6	1.15 ± 0.20
<u>In-Transit Exposure</u>					
		<u>Date Annealed</u>	<u>Date Read</u>	<u>ITC-1</u>	<u>ITC-2</u>
		06-02-20	07-09-20	6.5 ± 0.5	6.5 ± 0.5
		09-03-20	10-08-20	5.6 ± 0.2	5.4 ± 0.3

<sup>a</sup> The CaSO<sub>4</sub>:Dy dosimeter cards provide four separate readout areas. Values listed represent the mean and standard deviation of the average of the four readings.

<sup>b</sup> part of the batch placed on 7/7/20



POINT BEACH NUCLEAR PLANT

Table 11. Ambient Gamma Radiation <sup>a</sup>  
LLD/7days: < 1mR/TLD

4th Quarter, 2020

Date Annealed:		09-03-20	Days in the field		98
Date Placed:		10-02-20	Days from Annealing		
Date Removed:		01-08-21	to Readout:		131
Date Read:		01-12-21			

Location	Days in Field	Total mR	Net mR	mR/Std Qtr (91 days)	Net mR per 7 days
<u>Indicator</u>					
E-1	98	21.4 ± 0.2	15.2 ± 0.7	14.1 ± 0.6	1.08 ± 0.05
E-2	98	26.1 ± 1.2	19.8 ± 1.4	18.4 ± 1.3	1.42 ± 0.10
E-3	98	29.5 ± 1.8	23.2 ± 1.9	21.5 ± 1.8	1.66 ± 0.13
E-4	98	24.1 ± 1.1	17.9 ± 1.3	16.6 ± 1.2	1.28 ± 0.09
E-5	98	25.4 ± 0.5	19.1 ± 0.8	17.8 ± 0.8	1.37 ± 0.06
E-6	98	22.0 ± 1.0	15.7 ± 1.2	14.6 ± 1.2	1.12 ± 0.09
E-7	98	22.3 ± 0.6	16.0 ± 0.9	14.9 ± 0.9	1.15 ± 0.07
E-8	98	22.7 ± 0.7	16.4 ± 1.0	15.3 ± 0.9	1.17 ± 0.07
E-9	98	26.7 ± 0.9	20.5 ± 1.1	19.0 ± 1.0	1.46 ± 0.08
E-12	98	21.0 ± 1.2	14.7 ± 1.4	13.7 ± 1.3	1.05 ± 0.10
E-14	98	26.9 ± 2.4	20.7 ± 2.5	19.2 ± 2.3	1.48 ± 0.18
E-15	98	28.1 ± 1.6	21.9 ± 1.7	20.3 ± 1.6	1.56 ± 0.12
E-16B	98	25.9 ± 0.8	19.6 ± 1.1	18.2 ± 1.0	1.40 ± 0.08
E-17	98	23.7 ± 1.2	17.5 ± 1.4	16.2 ± 1.3	1.25 ± 0.10
E-18	98	27.7 ± 2.2	21.4 ± 2.3	19.9 ± 2.1	1.53 ± 0.16
E-22	98	24.6 ± 0.6	18.4 ± 0.9	17.1 ± 0.8	1.31 ± 0.06
E-23	98	27.0 ± 0.9	20.8 ± 1.2	19.3 ± 1.1	1.48 ± 0.08
E-24	98	24.0 ± 1.2	17.8 ± 1.4	16.5 ± 1.3	1.27 ± 0.10
E-25	98	25.7 ± 0.6	19.5 ± 0.9	18.1 ± 0.8	1.39 ± 0.06
E-26B	98	21.9 ± 0.6	15.6 ± 0.9	14.5 ± 0.8	1.11 ± 0.06
E-27	98	25.5 ± 0.7	19.2 ± 1.0	17.8 ± 0.9	1.37 ± 0.07
E-28	98	20.2 ± 0.3	13.9 ± 0.7	12.9 ± 0.7	0.99 ± 0.05
E-29	98	19.5 ± 0.3	13.3 ± 0.7	12.3 ± 0.7	0.95 ± 0.05
E-30	98	21.8 ± 1.4	15.6 ± 1.5	14.5 ± 1.4	1.11 ± 0.11
E-31	98	24.9 ± 1.4	18.6 ± 1.6	17.3 ± 1.5	1.33 ± 0.11
E-32	98	27.5 ± 1.1	21.3 ± 1.3	19.7 ± 1.2	1.52 ± 0.09
E-38	98	25.1 ± 0.7	18.8 ± 1.0	17.5 ± 0.9	1.34 ± 0.07
E-39	98	26.3 ± 0.8	20.0 ± 1.1	18.6 ± 1.0	1.43 ± 0.08
E-41	98	22.0 ± 0.4	15.7 ± 0.8	14.6 ± 0.7	1.12 ± 0.06
E-42	98	25.2 ± 1.3	18.9 ± 1.5	17.6 ± 1.4	1.35 ± 0.11
E-43	98	25.7 ± 0.6	19.4 ± 0.9	18.0 ± 0.8	1.39 ± 0.06
E-44	98	24.7 ± 0.5	18.5 ± 0.8	17.2 ± 0.8	1.32 ± 0.06
<u>Control</u>					
E-20	98	23.4 ± 1.0	17.2 ± 1.2	16.0 ± 1.1	1.23 ± 0.09
Mean±s.d.		24.5 ± 2.4	18.2 ± 2.4	16.9 ± 2.3	1.30 ± 0.17
<u>In-Transit Exposure</u>					
		<u>Date Annealed</u>	<u>Date Read</u>	<u>ITC-1</u>	<u>ITC-2</u>
		09-03-20	10-08-20	5.6 ± 0.2	5.4 ± 0.3
		12-03-20	01-13-21	7.0 ± 0.5	7.1 ± 0.3
<sup>a</sup> The CaSO <sub>4</sub> :Dy dosimeter cards provide four separate readout areas. Values listed represent the mean and standard deviation of the average of the four readings.					
Annual Indicator Mean±s.d.		21.4 ± 3.0	15.4 ± 2.9	15.0 ± 2.6	1.2 ± 0.2
Annual Control Mean±s.d.		21.3 ± 1.4	15.3 ± 1.3	15.0 ± 1.0	1.2 ± 0.1
Annual Indicator/Control Mean±s.d.		21.4 ± 3.0	15.4 ± 2.9	15.0 ± 2.6	1.2 ± 0.2

POINT BEACH NUCLEAR PLANT

Table 12. Groundwater Tritium Monitoring Program  
(Monthly Collections)  
Units = pCi/L

Intermittent Streams							
GW-01				GW-02			
Collection Date	Lab Code	Tritium	MDC	Collection Date	Lab Code	Tritium	MDC
01-16-20	EW-138	33 ± 75	< 156	01-16-20	EW-139	154 ± 82	< 156
02-18-20		NS <sup>a</sup>		02-18-20		NS <sup>a</sup>	
03-24-20	EW-826	66 ± 77	< 159	03-24-20	EW-827	101 ± 79	< 159
04-23-20	EW-1278	75 ± 79	< 156	04-23-20	EW-1279	253 ± 88	< 156
05-21-20	EW-1685	-2 ± 74	< 160	05-21-20	EW-1686	294 ± 90	< 160
06-16-20	EW-2032	134 ± 82	< 156	06-16-20	EW-2033	63 ± 78	< 156
07-16-20	EW-2482	-17 ± 73	< 159	07-16-20	EW-2483	164 ± 83	< 159
08-20-20		NF <sup>b</sup>		08-20-20		NF <sup>b</sup>	
09-16-20	EW-3339	199 ± 85	< 159	09-16-20	EW-3341	203 ± 85	< 159
10-22-20		NF <sup>b</sup>		10-22-20		NF <sup>b</sup>	
11-17-20	EW-4302	35 ± 75	< 157	11-17-20	EW-4303	231 ± 86	< 157
12-16-20	EW-4639	40 ± 82	< 161	12-16-20	EW-4640	171 ± 89	< 161
Mean ± s.d.		62 ± 68		Mean ± s.d.		182 ± 73	

GW-03				GW-17			
Collection Date	Lab Code	Tritium	MDC	Collection Date	Lab Code	Tritium	MDC
01-16-20	EW-140	48 ± 76	< 156	01-16-20	EW-145	221 ± 86	< 156
02-18-20		NS <sup>a</sup>		02-18-20		NS <sup>a</sup>	
03-24-20	EW-828	35 ± 76	< 159	03-24-20	EW-830	263 ± 88	< 159
04-23-20	EW-1280	114 ± 81	< 156	04-23-20	EW-1282	304 ± 91	< 156
05-21-20	EW-1687	45 ± 77	< 160	05-21-20	EW-1691	482 ± 99	< 160
06-16-20	EW-2034	137 ± 83	< 156	06-16-20	EW-2025	320 ± 92	< 156
07-16-20	EW-2484	1 ± 74	< 159	07-16-20	EW-2486	166 ± 83	< 159
08-20-20		NF <sup>b</sup>		08-19-20		NF <sup>b</sup>	
09-16-20	EW-3342	84 ± 78	< 159	09-16-20	EW-3344	167 ± 83	< 159
10-22-20		NF <sup>b</sup>		10-22-20		NF <sup>b</sup>	
11-17-20	EW-4304	23 ± 74	< 157	11-17-20	EW-4306	277 ± 88	< 157
12-16-20	EW-4641	62 ± 83	< 161	12-16-20	EW-4643	142 ± 88	< 161
Mean ± s.d.		61 ± 44		Mean ± s.d.		260 ± 105	

Wells			
GW-04 (EIC Well)			
Collection Date	Lab Code	Tritium	MDC
01-16-20	EW-141	0 ± 73	< 156
02-19-20	EW-436	-13 ± 72	< 156
03-24-20	EW-829	-11 ± 73	< 159
04-23-20	EW-1281	13 ± 75	< 156
05-21-20	EW-1688	-71 ± 70	< 160
06-16-20	EW-2035	63 ± 78	< 156
07-16-20	EW-2485	7 ± 74	< 159
08-20-20	EW-2988	42 ± 75	< 155
09-16-20	EW-3343	28 ± 75	< 159
10-22-20	EW-4060	17 ± 73	< 155
11-17-20	EW-4305	35 ± 75	< 157
12-16-20	EW-4642	-77 ± 75	< 161
Mean ± s.d.		3 ± 42	

<sup>a</sup>"NS" = No sample; creeks frozen.

<sup>b</sup>"NF" = No flow.

POINT BEACH NUCLEAR PLANT

Table 12. Groundwater Tritium Monitoring Program  
(Monthly Collections)  
Units = pCi/L

Beach Drains							
Sample ID		S-1		S-3			
Collection Date	Lab Code	Tritium	MDC	Collection Date	Lab Code	Tritium	MDC
01-30-20	ESW- 218	547 ± 101	< 156	01-30-20	ESW- 219	24 ± 75	< 156
02-06-20	ESW- 266	278 ± 90	< 153	02-06-20	ESW- 267	536 ± 102	< 153
03-05-20	ESW- 679	473 ± 96	< 151	03-05-20	ESW- 680	318 ± 89	< 151
04-04-20	ESW- 970	410 ± 94	< 157	04-04-20	ESW- 971	669 ± 106	< 157
05-07-20	ESW- 1461	320 ± 89	< 153	05-07-20	ESW- 1463	313 ± 88	< 153
06-04-20	ESW- 1871	283 ± 89	< 149	06-04-20	ESW- 1872	400 ± 95	< 149
07-14-20	ESW- 2449	292 ± 90	< 159	07-14-20	ESW- 2450	487 ± 99	< 159
08-04-20	ESW- 2745	184 ± 85	< 158	08-04-20	ESW- 2746	272 ± 89	< 158
09-22-20	ESW- 3396	235 ± 89	< 154	09-22-20	ESW- 3397	278 ± 91	< 154
10-05-20	ESW- 3535	181 ± 87	< 156	10-05-20	ESW- 3536	378 ± 97	< 156
11-04-20	ESW- 4220	279 ± 90	< 155	11-04-20	ESW- 4221	366 ± 94	< 155
12-03-20	ESW- 4493	284 ± 89	< 155	12-03-20	ESW- 4494	400 ± 94	< 155

Mean ± s.d.

314 ± 111

Mean ± s.d.

370 ± 158

Sample ID		S-7		S-8			
Collection Date	Lab Code	Tritium	MDC	Collection Date	Lab Code	Tritium	MDC
01-30-20		NF <sup>a</sup>		01-30-20		NF <sup>a</sup>	
02-06-20		NF <sup>a</sup>		02-06-20		NF <sup>a</sup>	
03-05-20		NF <sup>a</sup>		03-05-20		NF <sup>a</sup>	
04-04-20		NF <sup>a</sup>		04-04-20		NF <sup>a</sup>	
05-07-20		NF <sup>a</sup>		05-07-20		NF <sup>a</sup>	
06-04-20		NF <sup>a</sup>		06-04-20		NF <sup>a</sup>	
07-14-20		NF <sup>a</sup>		07-14-20		NF <sup>a</sup>	
08-04-20		NF <sup>a</sup>		08-04-20		NF <sup>a</sup>	
09-22-20		NF <sup>a</sup>		09-22-20		NF <sup>a</sup>	
10-05-20		NF <sup>a</sup>		10-05-20		NF <sup>a</sup>	
11-04-20		NF <sup>a</sup>		11-04-20		NF <sup>a</sup>	
12-03-20		NF <sup>a</sup>		12-03-20		NF <sup>a</sup>	

Mean ± s.d.

Mean ± s.d.

Sample ID		S-9		S-10			
Collection Date	Lab Code	Tritium	MDC	Collection Date	Lab Code	Tritium	MDC
01-30-20		NF <sup>a</sup>		01-30-20		NF <sup>a</sup>	
02-06-20		NF <sup>a</sup>		02-06-20		NF <sup>a</sup>	
03-05-20		NF <sup>a</sup>		03-05-20		NF <sup>a</sup>	
04-04-20		NF <sup>a</sup>		04-04-20		NF <sup>a</sup>	
05-07-20		NF <sup>a</sup>		05-07-20		NF <sup>a</sup>	
06-04-20		NF <sup>a</sup>		06-04-20		NF <sup>a</sup>	
07-14-20		NF <sup>a</sup>		07-14-20		NF <sup>a</sup>	
08-04-20		NF <sup>a</sup>		08-04-20		NF <sup>a</sup>	
09-22-20		NF <sup>a</sup>		09-22-20		NF <sup>a</sup>	
10-05-20		NF <sup>a</sup>		10-05-20		NF <sup>a</sup>	
11-04-20		NF <sup>a</sup>		11-04-20		NF <sup>a</sup>	
12-03-20		NF <sup>a</sup>		12-03-20		NF <sup>a</sup>	

Mean ± s.d.

Mean ± s.d.

<sup>a</sup> "NF" = No flow.



POINT BEACH NUCLEAR PLANT

Table 12. Groundwater Tritium Monitoring Program  
(Monthly Collections)  
Units = pCi/L

Beach Drains (cont.)							
Sample ID		S-12		S-13			
Collection Date	Lab Code	Tritium	MDC	Collection Date	Lab Code	Tritium	MDC
01-30-20		NF <sup>a</sup>		01-30-20		NF <sup>a</sup>	
02-06-20	EW- 268	256 ± 89	< 153	02-06-20		NF <sup>a</sup>	
03-05-20	EW- 681	196 ± 82	< 151	03-05-20		NF <sup>a</sup>	
04-04-20	EW- 972	271 ± 88	< 157	04-04-20		NF <sup>a</sup>	
05-07-20		NF <sup>a</sup>		05-07-20		NF <sup>a</sup>	
06-04-20	EW- 1874	296 ± 90	< 149	06-04-20		NF <sup>a</sup>	
07-14-20	EW- 2452	267 ± 89	< 159	07-14-20		NF <sup>a</sup>	
08-04-20		NF <sup>a</sup>		08-04-20		NF <sup>a</sup>	
09-22-20		NF <sup>a</sup>		09-22-20		NF <sup>a</sup>	
10-05-20	EW- 3538	185 ± 87	< 156	10-05-20		NF <sup>a</sup>	
11-04-20		NF <sup>a</sup>		11-04-20		NF <sup>a</sup>	
12-03-20		NF <sup>a</sup>		12-03-20		NF <sup>a</sup>	
Mean ± s.d.		245 ± 44		Mean ± s.d.			

Sample ID	U2 Façade Subsurface Drain Sump
-----------	---------------------------------

Collection Date	Lab Code	Tritium	MDC
01-31-20	EW- 435	3557 ± 196	< 156
02-29-20	EW- 796	3356 ± 187	< 159
03-31-20	EW- 1066	1915 ± 150	< 159
04-30-20	EW- 1562	1468 ± 134	< 153
05-31-20	EW- 2185	1225 ± 129	< 159
06-30-20	EW- 2554	1217 ± 130	< 159
07-31-20	EW- 2744	2136 ± 157	< 158
08-31-20	EW- 3638	1900 ± 150	< 159
09-30-20	EW- 3639	1621 ± 141	< 158
10-31-20	EW- 4308	1419 ± 135	< 160
11-30-20	EW- 4638	1170 ± 130	< 162
12-31-20	EW- 4815	1241 ± 131	< 166
Mean ± s.d.		1852 ± 814	

<sup>a</sup> "NF" = No flow.

POINT BEACH NUCLEAR PLANT

**Beach Drains**

Units: = pCi/L Gamma isotopic analysis

Location	S-1		S-3		S-7		S-8	
Collection Date	01-30-20		01-30-20		01-30-20		01-30-20	
Lab Code	EW- 218	MDC	EW- 219	MDC	NF <sup>a</sup>	MDC	NF <sup>a</sup>	MDC
Be-7	-4.3 ± 16.1	< 26.7	8.5 ± 19.0	< 30.9	-		-	
Mn-54	-0.4 ± 1.8	< 2.5	0.9 ± 1.8	< 1.9	-		-	
Fe-59	-1.7 ± 4.0	< 4.5	1.8 ± 3.8	< 7.0	-		-	
Co-58	1.2 ± 2.1	< 3.9	-0.4 ± 2.0	< 2.4	-		-	
Co-60	2.4 ± 1.8	< 2.5	-0.4 ± 1.5	< 1.9	-		-	
Zn-65	-4.7 ± 4.2	< 1.8	-3.0 ± 4.5	< 4.1	-		-	
Zr-Nb-95	0.2 ± 2.1	< 4.3	0.2 ± 2.4	< 3.7	-		-	
Cs-134	0.4 ± 2.0	< 3.5	-1.3 ± 2.1	< 3.4	-		-	
Cs-137	-0.5 ± 2.3	< 3.6	2.7 ± 2.4	< 2.7	-		-	
Ba-La-140	1.0 ± 2.3	< 3.4	-0.7 ± 2.8	< 1.9	-		-	
Location	S-9		S-10		S-12		S-13	
Collection Date	01-30-20		01-30-20		01-30-20		01-30-20	
Lab Code	NF <sup>a</sup>	MDC	NF <sup>a</sup>	MDC	NF <sup>a</sup>	MDC	NF <sup>a</sup>	MDC
Be-7	-		-		-		-	
Mn-54	-		-		-		-	
Fe-59	-		-		-		-	
Co-58	-		-		-		-	
Co-60	-		-		-		-	
Zn-65	-		-		-		-	
Zr-Nb-95	-		-		-		-	
Cs-134	-		-		-		-	
Cs-137	-		-		-		-	
Ba-La-140	-		-		-		-	
Location	S-1		S-3		S-7		S-8	
Collection Date	02-06-20		02-06-20		02-06-20		02-06-20	
Lab Code	EW- 266	MDC	EW- 267	MDC	NF <sup>a</sup>	MDC	NF <sup>a</sup>	MDC
Be-7	-7.2 ± 17.5	< 25.7	5.0 ± 20.0	< 46.1	-		-	
Mn-54	-1.4 ± 1.7	< 2.6	0.6 ± 2.1	< 2.4	-		-	
Fe-59	-7.6 ± 4.3	< 5.0	1.0 ± 3.7	< 8.5	-		-	
Co-58	-1.3 ± 1.8	< 2.9	1.7 ± 2.2	< 4.4	-		-	
Co-60	2.1 ± 1.7	< 2.3	0.2 ± 2.3	< 2.2	-		-	
Zn-65	-4.6 ± 4.4	< 5.2	-0.7 ± 5.0	< 6.2	-		-	
Zr-Nb-95	-3.9 ± 2.3	< 3.4	-5.0 ± 2.6	< 5.0	-		-	
Cs-134	-0.2 ± 1.7	< 3.3	-9.4 ± 2.8	< 4.2	-		-	
Cs-137	0.3 ± 2.0	< 3.0	-0.8 ± 2.2	< 2.8	-		-	
Ba-La-140	-5.5 ± 6.9	< 8.3	-2.4 ± 2.5	< 6.2	-		-	

<sup>a</sup> "NF" = No flow.

POINT BEACH NUCLEAR PLANT

**Beach Drains (cont.)**

Units: = pCi/L Gamma isotopic analysis

Location	S-9		S-10		S-12		S-13	
Collection Date	02-06-20		02-06-20		02-06-20		02-06-20	
Lab Code	NF <sup>a</sup>	MDC	NF <sup>a</sup>	MDC	EW- 268	MDC	NF <sup>a</sup>	MDC
Be-7	-		-		-4.5 ± 14.7	< 21.9	-	
Mn-54	-		-		-0.5 ± 1.5	< 1.6	-	
Fe-59	-		-		0.7 ± 3.0	< 5.8	-	
Co-58	-		-		0.1 ± 1.5	< 2.6	-	
Co-60	-		-		1.7 ± 1.8	< 1.9	-	
Zn-65	-		-		-3.6 ± 3.4	< 3.9	-	
Zr-Nb-95	-		-		-0.3 ± 1.9	< 4.1	-	
Cs-134	-		-		-1.1 ± 1.7	< 2.8	-	
Cs-137	-		-		-0.4 ± 1.8	< 2.0	-	
Ba-La-140	-		-		1.8 ± 2.2	< 4.9	-	

Location	S-1		S-3		S-7		S-8	
Collection Date	03-05-20		03-05-20		03-05-20		03-05-20	
Lab Code	EW- 679	MDC	EW- 680	MDC	NF <sup>a</sup>	MDC	NF <sup>a</sup>	MDC
Be-7	-11.2 ± 14.7	< 23.5	13.5 ± 18.4	< 34.0	-		-	
Mn-54	-1.5 ± 1.9	< 2.8	0.1 ± 2.0	< 3.2	-		-	
Fe-59	2.7 ± 3.6	< 6.2	-1.4 ± 3.4	< 4.9	-		-	
Co-58	-1.2 ± 1.8	< 2.9	-1.4 ± 2.2	< 3.8	-		-	
Co-60	0.2 ± 1.5	< 1.0	0.4 ± 1.7	< 2.5	-		-	
Zn-65	0.6 ± 3.7	< 4.8	-1.5 ± 4.1	< 4.5	-		-	
Zr-Nb-95	-2.2 ± 1.9	< 2.2	-1.2 ± 1.9	< 2.5	-		-	
Cs-134	-1.0 ± 1.7	< 3.5	-1.6 ± 2.2	< 3.8	-		-	
Cs-137	-0.9 ± 1.9	< 2.3	-0.9 ± 2.2	< 3.0	-		-	
Ba-La-140	-2.0 ± 1.9	< 2.3	-3.1 ± 3.0	< 2.6	-		-	

Location	S-9		S-10		S-12		S-13	
Collection Date	03-05-20		03-05-20		03-05-20		03-05-20	
Lab Code	NF <sup>a</sup>	MDC	NF <sup>a</sup>	MDC	EW- 681	MDC	NF <sup>a</sup>	MDC
Be-7	-		-		10.6 ± 16.3	< 31.6	-	
Mn-54	-		-		-2.6 ± 2.2	< 3.3	-	
Fe-59	-		-		-2.8 ± 4.3	< 2.0	-	
Co-58	-		-		-1.1 ± 1.9	< 2.3	-	
Co-60	-		-		-0.7 ± 1.7	< 1.5	-	
Zn-65	-		-		-4.2 ± 5.2	< 6.9	-	
Zr-Nb-95	-		-		-3.9 ± 2.5	< 5.8	-	
Cs-134	-		-		0.2 ± 2.1	< 4.0	-	
Cs-137	-		-		2.0 ± 2.2	< 3.7	-	
Ba-La-140	-		-		1.3 ± 2.2	< 2.4	-	

<sup>a</sup> "NF" = No flow.



POINT BEACH NUCLEAR PLANT

**Beach Drains (cont.)**

Units: = pCi/L

Gamma isotopic analysis

Location	S-1		S-3		S-7		S-8	
Collection Date	04-04-20		04-04-20		04-04-20		04-04-20	
Lab Code	EW- 970	MDC	EW- 971	MDC	NF <sup>a</sup>	MDC	NF <sup>a</sup>	MDC
Be-7	-4.9 ± 15.6	< 29.1	25.6 ± 21.3	< 53.7	-		-	
Mn-54	-1.0 ± 1.8	< 2.3	2.8 ± 2.2	< 3.8	-		-	
Fe-59	-0.2 ± 3.6	< 6.3	2.4 ± 3.8	< 7.9	-		-	
Co-58	0.3 ± 1.9	< 3.6	1.5 ± 2.4	< 5.3	-		-	
Co-60	1.0 ± 1.6	< 1.6	-1.1 ± 2.4	< 3.6	-		-	
Zn-65	0.2 ± 4.1	< 6.7	-6.5 ± 5.9	< 9.4	-		-	
Zr-Nb-95	-2.1 ± 2.0	< 3.1	-3.5 ± 2.8	< 3.9	-		-	
Cs-134	-1.0 ± 1.9	< 3.9	-9.6 ± 3.2	< 4.9	-		-	
Cs-137	1.4 ± 2.0	< 3.8	-1.1 ± 2.6	< 3.0	-		-	
Ba-La-140	-4.9 ± 2.4	< 8.9	-7.4 ± 3.1	< 6.1	-		-	
Location	S-9		S-10		S-12		S-13	
Collection Date	04-04-20		04-04-20		04-04-20		04-04-20	
Lab Code	NF <sup>a</sup>	MDC	NF <sup>a</sup>	MDC	EW- 972	MDC	NF <sup>a</sup>	MDC
Be-7	-		-		-10.2 ± 14.1	< 25.8	-	
Mn-54	-		-		-0.1 ± 2.0	< 3.1	-	
Fe-59	-		-		-2.6 ± 3.7	< 5.9	-	
Co-58	-		-		-1.7 ± 2.0	< 2.8	-	
Co-60	-		-		0.4 ± 2.4	< 2.9	-	
Zn-65	-		-		1.6 ± 4.3	< 9.2	-	
Zr-Nb-95	-		-		-4.4 ± 2.7	< 5.2	-	
Cs-134	-		-		-3.1 ± 1.9	< 3.8	-	
Cs-137	-		-		-0.6 ± 2.2	< 3.7	-	
Ba-La-140	-		-		0.4 ± 1.8	< 8.7	-	
Location	S-1		S-3		S-7		S-8	
Collection Date	05-07-20		05-07-20		05-07-20		05-07-20	
Lab Code	EW- 1461	MDC	EW- 1463	MDC	NF <sup>a</sup>	MDC	NF <sup>a</sup>	MDC
Be-7	-1.4 ± 9.7	< 21.6	-16.6 ± 14.4	< 26.9	-		-	
Mn-54	0.8 ± 1.3	< 2.4	0.3 ± 1.8	< 3.7	-		-	
Fe-59	0.9 ± 1.9	< 4.0	-5.7 ± 3.7	< 5.6	-		-	
Co-58	0.0 ± 1.1	< 2.2	0.7 ± 1.8	< 2.9	-		-	
Co-60	1.2 ± 1.2	< 2.0	-1.0 ± 2.2	< 1.8	-		-	
Zn-65	0.2 ± 2.1	< 4.6	0.5 ± 4.6	< 6.4	-		-	
Zr-Nb-95	-1.1 ± 1.3	< 2.7	0.6 ± 2.0	< 5.0	-		-	
Cs-134	-0.2 ± 1.0	< 2.0	-0.8 ± 1.6	< 3.3	-		-	
Cs-137	0.1 ± 1.6	< 2.2	-0.7 ± 2.0	< 2.2	-		-	
Ba-La-140	-2.5 ± 1.1	< 3.3	6.5 ± 2.0	< 13.3	-		-	

<sup>a</sup> "NF" = No flow.

POINT BEACH NUCLEAR PLANT

Beach Drains (cont.)

Units: = pCi/L

Gamma isotopic analysis

Location	S-9		S-10		S-12		S-13	
Collection Date	05-07-20		05-07-20		05-07-20		05-07-20	
Lab Code	NF <sup>a</sup>	MDC	NF <sup>a</sup>	MDC	NF <sup>a</sup>	MDC	NF <sup>a</sup>	MDC
Be-7	-		-		-		-	
Mn-54	-		-		-		-	
Fe-59	-		-		-		-	
Co-58	-		-		-		-	
Co-60	-		-		-		-	
Zn-65	-		-		-		-	
Zr-Nb-95	-		-		-		-	
Cs-134	-		-		-		-	
Cs-137	-		-		-		-	
Ba-La-140	-		-		-		-	
Location	S-1		S-3		S-7		S-8	
Collection Date	06-04-20		06-04-20		06-04-20		06-04-20	
Lab Code	EW- 1871	MDC	EW- 1872	MDC	NF <sup>a</sup>	MDC	NF <sup>a</sup>	MDC
Be-7	1.9 ± 15.7	< 26.0	1.9 ± 10.8	< 26.5	-		-	
Mn-54	-0.6 ± 1.8	< 3.0	0.3 ± 1.3	< 2.3	-		-	
Fe-59	-1.1 ± 3.7	< 5.7	0.2 ± 2.4	< 4.9	-		-	
Co-58	-2.1 ± 2.1	< 2.9	-0.2 ± 1.0	< 1.5	-		-	
Co-60	0.6 ± 2.0	< 2.2	-0.3 ± 1.1	< 1.5	-		-	
Zn-65	-2.7 ± 4.4	< 3.6	-0.8 ± 2.5	< 2.8	-		-	
Zr-Nb-95	0.3 ± 2.0	< 4.6	1.3 ± 1.3	< 2.9	-		-	
Cs-134	-0.9 ± 1.8	< 3.9	-0.2 ± 1.1	< 2.0	-		-	
Cs-137	0.5 ± 2.1	< 3.5	1.0 ± 1.4	< 2.2	-		-	
Ba-La-140	3.7 ± 1.9	< 6.6	0.8 ± 1.3	< 1.8	-		-	
Location	S-9		S-10		S-12		S-13	
Collection Date	06-04-20		06-04-20		06-04-20		06-04-20	
Lab Code	NF <sup>a</sup>	MDC	NF <sup>a</sup>	MDC	EW- 1874	MDC	NF <sup>a</sup>	MDC
Be-7	-		-		1.8 ± 9.9	< 24.1	-	
Mn-54	-		-		-1.0 ± 1.2	< 1.9	-	
Fe-59	-		-		-1.1 ± 2.1	< 3.0	-	
Co-58	-		-		-0.6 ± 1.2	< 1.9	-	
Co-60	-		-		-0.2 ± 1.4	< 1.4	-	
Zn-65	-		-		-2.6 ± 2.5	< 2.6	-	
Zr-Nb-95	-		-		-0.4 ± 1.2	< 2.4	-	
Cs-134	-		-		0.1 ± 1.0	< 2.2	-	
Cs-137	-		-		-1.5 ± 1.4	< 1.6	-	
Ba-La-140	-		-		-2.8 ± 1.4	< 2.1	-	

<sup>a</sup> "NF" = No flow.

POINT BEACH NUCLEAR PLANT

Beach Drains (cont.)

Units: = pCi/L

Gamma isotopic analysis

Location	S-1		S-3		S-7		S-8	
Collection Date	07-14-20		07-14-20		07-14-20		07-14-20	
Lab Code	EW- 2449	MDC	EW- 2450	MDC	NF <sup>a</sup>	MDC	NF <sup>a</sup>	MDC
Be-7	-10.0 ± 13.6	< 26.5	19.1 ± 14.8	< 34.1	-		-	
Mn-54	2.1 ± 1.6	< 3.1	-0.9 ± 1.8	< 3.0	-		-	
Fe-59	-0.1 ± 3.0	< 6.3	0.1 ± 3.1	< 5.7	-		-	
Co-58	0.4 ± 1.6	< 3.0	1.6 ± 1.6	< 2.7	-		-	
Co-60	0.6 ± 1.9	< 2.7	0.0 ± 1.9	< 2.4	-		-	
Zn-65	0.3 ± 3.3	< 3.2	-2.3 ± 3.1	< 2.3	-		-	
Zr-Nb-95	0.6 ± 1.6	< 4.0	1.2 ± 1.8	< 3.9	-		-	
Cs-134	0.3 ± 1.6	< 3.2	-2.3 ± 1.9	< 3.2	-		-	
Cs-137	1.1 ± 1.6	< 2.6	1.1 ± 1.9	< 3.2	-		-	
Ba-La-140	-0.8 ± 1.8	< 2.5	-0.3 ± 1.8	< 2.6	-		-	
Location	S-9		S-10		S-12		S-13	
Collection Date	07-14-20		07-14-20		07-14-20		07-14-20	
Lab Code	NF <sup>a</sup>	MDC	NF <sup>a</sup>	MDC	EW- 2452	MDC	NF <sup>a</sup>	MDC
Be-7	-		-		-2.5 ± 13.6	< 20.0	-	
Mn-54	-		-		1.1 ± 1.9	< 3.9	-	
Fe-59	-		-		-1.1 ± 3.8	< 5.2	-	
Co-58	-		-		-0.1 ± 1.5	< 2.2	-	
Co-60	-		-		2.0 ± 1.7	< 2.5	-	
Zn-65	-		-		-1.0 ± 4.3	< 5.6	-	
Zr-Nb-95	-		-		-0.4 ± 1.8	< 3.3	-	
Cs-134	-		-		0.7 ± 1.7	< 3.4	-	
Cs-137	-		-		-0.5 ± 1.7	< 2.4	-	
Ba-La-140	-		-		-2.4 ± 1.7	< 6.2	-	
Location	S-1		S-3		S-7		S-8	
Collection Date	08-04-20		08-04-20		08-04-20		08-04-20	
Lab Code	EW- 2745	MDC	EW- 2746	MDC	NF <sup>a</sup>	MDC	NF <sup>a</sup>	MDC
Be-7	-8.1 ± 19.6	< 43.8	14.4 ± 12.8	< 34.7	-		-	
Mn-54	1.1 ± 2.0	< 4.6	0.6 ± 1.7	< 3.4	-		-	
Fe-59	-3.5 ± 3.4	< 5.2	-3.9 ± 3.4	< 8.0	-		-	
Co-58	-0.8 ± 2.1	< 3.2	0.6 ± 1.6	< 3.6	-		-	
Co-60	-0.7 ± 2.1	< 2.0	0.2 ± 1.6	< 1.6	-		-	
Zn-65	0.5 ± 5.1	< 7.9	1.7 ± 3.2	< 5.0	-		-	
Zr-Nb-95	-1.1 ± 2.2	< 5.2	-2.9 ± 1.9	< 2.4	-		-	
Cs-134	-1.5 ± 2.4	< 3.8	-1.9 ± 1.7	< 2.9	-		-	
Cs-137	0.2 ± 2.2	< 2.7	1.1 ± 1.9	< 3.3	-		-	
Ba-La-140	-5.3 ± 2.1	< 5.2	-1.6 ± 1.9	< 8.6	-		-	

<sup>a</sup> "NF" = No flow.



## POINT BEACH NUCLEAR PLANT

## Beach Drains (cont.)

Units: = pCi/L

Gamma isotopic analysis

Location	S-9		S-10		S-12		S-13	
Collection Date	08-04-20		08-04-20		08-04-20		08-04-20	
Lab Code	NF <sup>a</sup>	MDC	NF <sup>a</sup>	MDC	NF <sup>a</sup>	MDC	NF <sup>a</sup>	MDC
Be-7	-		-		-		-	
Mn-54	-		-		-		-	
Fe-59	-		-		-		-	
Co-58	-		-		-		-	
Co-60	-		-		-		-	
Zn-65	-		-		-		-	
Zr-Nb-95	-		-		-		-	
Cs-134	-		-		-		-	
Cs-137	-		-		-		-	
Ba-La-140	-		-		-		-	
Location	S-1		S-3		S-7		S-8	
Collection Date	09-22-20		09-22-20		09-22-20		09-22-20	
Lab Code	EW- 3396	MDC	EW- 3397	MDC	NF <sup>a</sup>	MDC	NF <sup>a</sup>	MDC
Be-7	-19.6 ± 15.0	< 40.4	-3.2 ± 14.2	< 29.8	-		-	
Mn-54	1.5 ± 1.6	< 2.7	-0.4 ± 1.8	< 3.0	-		-	
Fe-59	3.0 ± 3.3	< 7.2	3.9 ± 3.5	< 5.2	-		-	
Co-58	-0.1 ± 1.6	< 2.9	-1.0 ± 1.5	< 2.2	-		-	
Co-60	0.3 ± 1.8	< 2.2	-1.0 ± 1.8	< 3.0	-		-	
Zn-65	-0.2 ± 3.1	< 4.3	1.3 ± 4.3	< 4.8	-		-	
Zr-Nb-95	-1.2 ± 1.8	< 4.5	-1.7 ± 1.8	< 4.9	-		-	
Cs-134	-0.1 ± 1.8	< 3.3	-1.8 ± 2.0	< 4.4	-		-	
Cs-137	1.4 ± 1.6	< 2.8	0.3 ± 2.0	< 2.6	-		-	
Ba-La-140	-9.8 ± 2.1	< 3.9	-1.9 ± 2.3	< 9.6	-		-	
Location	S-9		S-10		S-12		S-13	
Collection Date	09-22-20		09-22-20		09-22-20		09-22-20	
Lab Code	NF <sup>a</sup>	MDC	NF <sup>a</sup>	MDC	NF <sup>a</sup>	MDC	NF <sup>a</sup>	MDC
Be-7	-		-		-		-	
Mn-54	-		-		-		-	
Fe-59	-		-		-		-	
Co-58	-		-		-		-	
Co-60	-		-		-		-	
Zn-65	-		-		-		-	
Zr-Nb-95	-		-		-		-	
Cs-134	-		-		-		-	
Cs-137	-		-		-		-	
Ba-La-140	-		-		-		-	

<sup>a</sup> "NF" = No flow.

## POINT BEACH NUCLEAR PLANT

## Beach Drains (cont.)

Units: = pCi/L

Gamma isotopic analysis

Location	S-1		S-3		S-7		S-8	
Collection Date	10-05-20		10-05-20		10-05-20		10-05-20	
Lab Code	EW- 3535	MDC	EW- 3536	MDC	NF <sup>a</sup>	MDC	NF <sup>a</sup>	MDC
Be-7	-7.3 ± 16.9	< 43.0	0.9 ± 13.6	< 47.4	-		-	
Mn-54	1.2 ± 1.8	< 2.5	1.8 ± 1.6	< 2.5	-		-	
Fe-59	-4.1 ± 4.1	< 7.2	-1.6 ± 3.3	< 4.6	-		-	
Co-58	1.9 ± 1.9	< 3.9	1.8 ± 1.7	< 4.1	-		-	
Co-60	1.2 ± 1.8	< 2.7	1.8 ± 1.9	< 2.8	-		-	
Zn-65	-2.1 ± 3.8	< 1.9	-1.9 ± 3.4	< 5.0	-		-	
Zr-Nb-95	-0.8 ± 1.9	< 4.7	-0.6 ± 1.8	< 4.4	-		-	
Cs-134	-3.6 ± 2.2	< 4.0	-0.9 ± 1.9	< 3.0	-		-	
Cs-137	-1.2 ± 2.0	< 2.3	-0.6 ± 2.0	< 3.1	-		-	
Ba-La-140	3.4 ± 1.9	< 10.3	1.4 ± 6.2	< 10.3	-		-	
Location	S-9		S-10		S-12		S-13	
Collection Date	10-05-20		10-05-20		10-05-20		10-05-20	
Lab Code	NF <sup>a</sup>	MDC	NF <sup>a</sup>	MDC	EW- 3538	MDC	NF <sup>a</sup>	MDC
Be-7	-		-		-17.6 ± 16.2	< 31.5	-	
Mn-54	-		-		0.5 ± 1.6	< 3.3	-	
Fe-59	-		-		4.5 ± 3.0	< 5.9	-	
Co-58	-		-		1.5 ± 1.7	< 3.6	-	
Co-60	-		-		0.3 ± 1.7	< 2.4	-	
Zn-65	-		-		-4.9 ± 3.4	< 3.7	-	
Zr-Nb-95	-		-		-5.4 ± 1.9	< 7.0	-	
Cs-134	-		-		-0.8 ± 1.8	< 3.3	-	
Cs-137	-		-		0.1 ± 1.9	< 2.9	-	
Ba-La-140	-		-		0.8 ± 1.8	< 13.2	-	
Location	S-1		S-3		S-7		S-8	
		MDC		MDC		MDC		MDC
Collection Date	11-04-20		11-04-20		11-04-20		11-04-20	
Lab Code	EW- 4220		EW- 4221		NF <sup>a</sup>		NF <sup>a</sup>	
Be-7	-8.1 ± 16.8	< 40.1	4.3 ± 18.7	< 40.0	-		-	
Mn-54	-0.4 ± 2.0	< 4.4	1.6 ± 2.1	< 3.5	-		-	
Fe-59	0.5 ± 4.3	< 9.2	-2.3 ± 4.3	< 6.4	-		-	
Co-58	-0.3 ± 1.7	< 3.2	0.2 ± 1.9	< 2.8	-		-	
Co-60	-0.1 ± 1.8	< 2.1	1.9 ± 2.3	< 3.3	-		-	
Zn-65	-1.1 ± 4.0	< 2.5	-3.9 ± 4.6	< 3.0	-		-	
Zr-Nb-95	-2.3 ± 1.7	< 3.8	-0.1 ± 2.3	< 3.2	-		-	
Cs-134	-2.2 ± 2.0	< 3.7	-2.4 ± 2.4	< 3.7	-		-	
Cs-137	2.2 ± 1.9	< 2.9	-2.4 ± 2.3	< 1.7	-		-	
Ba-La-140	-2.6 ± 2.3	< 9.1	-2.8 ± 2.3	< 14.6	-		-	

<sup>a</sup> "NF" = No flow.

## POINT BEACH NUCLEAR PLANT

## Beach Drains (cont.)

Units: = pCi/L

Gamma isotopic analysis

Location	S-9		S-10		S-12		S-13	
Collection Date	11-04-20		11-04-20		11-04-20		11-04-20	
Lab Code	NF <sup>a</sup>	MDC	NF <sup>a</sup>	MDC	NF <sup>a</sup>	MDC	NF <sup>a</sup>	MDC
Be-7	-		-		-		-	
Mn-54	-		-		-		-	
Fe-59	-		-		-		-	
Co-58	-		-		-		-	
Co-60	-		-		-		-	
Zn-65	-		-		-		-	
Zr-Nb-95	-		-		-		-	
Cs-134	-		-		-		-	
Cs-137	-		-		-		-	
Ba-La-140	-		-		-		-	
Location	S-1		S-3		S-7		S-8	
Collection Date	12-03-20		12-03-20		12-03-20		12-03-20	
Lab Code	EW- 4493	MDC	EW- 4494	MDC	NF <sup>a</sup>	MDC	NF <sup>a</sup>	MDC
Be-7	2.2 ± 12.8	< 35.1	16.7 ± 12.4	< 33.0	-		-	
Mn-54	-1.6 ± 1.4	< 1.5	0.8 ± 1.4	< 2.7	-		-	
Fe-59	2.0 ± 2.5	< 6.6	-0.5 ± 2.8	< 5.3	-		-	
Co-58	-0.6 ± 1.4	< 2.5	1.0 ± 1.4	< 2.7	-		-	
Co-60	-0.2 ± 1.6	< 1.7	-0.5 ± 1.6	< 2.1	-		-	
Zn-65	-7.5 ± 3.2	< 4.5	-2.4 ± 3.4	< 5.5	-		-	
Zr-Nb-95	-0.8 ± 1.7	< 3.5	-2.4 ± 1.6	< 2.6	-		-	
Cs-134	-6.9 ± 1.8	< 2.7	0.6 ± 1.6	< 3.0	-		-	
Cs-137	0.8 ± 1.5	< 2.7	-1.0 ± 1.6	< 2.1	-		-	
Ba-La-140	3.9 ± 5.1	< 14.7	-7.2 ± 1.7	< 8.4	-		-	
Location	S-9		S-10		S-12		S-13	
Collection Date	12-03-20		12-03-20		12-03-20		12-03-20	
Lab Code	NF <sup>a</sup>	MDC	NF <sup>a</sup>	MDC	NF <sup>a</sup>	MDC	NF <sup>a</sup>	MDC
Be-7	-		-		-		-	
Mn-54	-		-		-		-	
Fe-59	-		-		-		-	
Co-58	-		-		-		-	
Co-60	-		-		-		-	
Zn-65	-		-		-		-	
Zr-Nb-95	-		-		-		-	
Cs-134	-		-		-		-	
Cs-137	-		-		-		-	
Ba-La-140	-		-		-		-	

<sup>a</sup> "NF" = No flow.



POINT BEACH NUCLEAR PLANT

Table 12. Groundwater Tritium Monitoring Program  
(Quarterly Collections)  
Units = pCi/L

Quarterly Wells							
GW-05 (WH 6 Well)				GW-06 (SBCC Well)			
Collection Date	Lab Code	Tritium	MDC	Collection Date	Lab Code	Tritium	MDC
01-16-20	EWV- 143	-29 ± 72	< 156	01-16-20	EWV- 144	0 ± 73	< 156
04-08-20	EWV- 1060	79 ± 78	< 158	04-08-20	EWV- 1061	-43 ± 71	< 158
07-22-20	EWV- 2551	-6 ± 76	< 159	07-22-20	EWV- 2552	80 ± 81	< 159
10-15-20	EWV- 3797	45 ± 75	< 157	10-15-20	EWV- 3798	58 ± 76	< 157
Mean ± s.d.		22 ± 49		Mean ± s.d.		24 ± 56	
GW-11 (MW-1)				GW-12 (MW-2)			
Collection Date	Lab Code	Tritium	MDC	Collection Date	Lab Code	Tritium	MDC
03-17-20	EWV- 797	103 ± 80	< 159	03-17-20	EWV- 798	46 ± 76	< 159
04-23-20	EWV- 1542	142 ± 80	< 153	04-23-20	EWV- 1543	11 ± 72	< 153
07-21-20	EWV- 2625	184 ± 86	< 159	07-21-20	EWV- 2627	32 ± 78	< 159
10-14-20	EWV- 3869	113 ± 79	< 155	10-14-20	EWV- 3870	77 ± 77	< 155
Mean ± s.d.		136 ± 36		Mean ± s.d.		42 ± 28	
GW-13 (MW-6)				GW-14A (MW-05A)			
Collection Date	Lab Code	Tritium	MDC	Collection Date	Lab Code	Tritium	MDC
03-17-20	EWV- 799	37 ± 76	< 159	03-17-20	EWV- 800	143 ± 82	< 159
04-23-20	EWV- 1544	42 ± 74	< 153	04-23-20	EWV- 1545	193 ± 82	< 153
07-21-20	EWV- 2628	69 ± 80	< 159	07-21-20	EWV- 2629	173 ± 86	< 159
10-14-20	EWV- 3871	37 ± 74	< 155	10-14-20	EWV- 3872	131 ± 80	< 155
Mean ± s.d.		46 ± 15		Mean ± s.d.		160 ± 28	
GW-15A (MW-4)				GW-15B (MW-4)			
Collection Date	Lab Code	Tritium	MDC	Collection Date	Lab Code	Tritium	MDC
03-17-20	EWV- 802	149 ± 82	< 159	03-17-20	EWV- 803	176 ± 83	< 159
04-23-20	EWV- 1546	178 ± 81	< 153	04-23-20	EWV- 1548	118 ± 78	< 153
07-21-20	EWV- 2630	186 ± 86	< 159	07-21-20	EWV- 2631	123 ± 83	< 159
10-14-20	EWV- 3873	136 ± 80	< 155	10-14-20	EWV- 3874	140 ± 80	< 155
Mean ± s.d.		162 ± 24		Mean ± s.d.		139 ± 26	
GW-16A (MW-3)				GW-16B (MW-3)			
Collection Date	Lab Code	Tritium	MDC	Collection Date	Lab Code	Tritium	MDC
03-17-20	EWV- 804	160 ± 83	< 159				
04-23-20	EWV- 1549	231 ± 84	< 153				
07-21-20	EWV- 2632	266 ± 91	< 159				
10-14-20	EWV- 3875	143 ± 80	< 155				
Mean ± s.d.		200 ± 58					

POINT BEACH NUCLEAR PLANT

Table 12. Groundwater Tritium Monitoring Program  
(Quarterly Collections)  
Units = pCi/L

Quarterly Wells (cont.)			
Sample ID	GW-18 (WH 7 Well)		
Collection Date	Lab Code	Tritium	MDC
01-16-20	EWV- 146	-45 ± 71	< 156
04-08-20	EWV- 1062	-49 ± 70	< 158
07-22-20	EWV- 2553	10 ± 77	< 159
10-15-20	EWV- 3799	27 ± 74	< 157
Mean ± s.d.		-14 ± 38	

Façade Wells							
GW-09 1Z-361A				GW-09 1Z-361B			
Collection Date	Lab Code	Tritium	MDC	Collection Date	Lab Code	Tritium	MDC
02-04-20	EWV- 437	260 ± 87	< 157	02-04-20	EWV- 438	126 ± 80	< 157
06-09-20	EWV- 3066	574 ± 109	< 155	06-09-20	EWV- 3067	448 ± 104	< 155
08-21-20	EWV- 3351	155 ± 86	< 155	08-21-20	EWV- 3352	115 ± 83	< 155
10-14-20	EWV- 4247	247 ± 87	< 158	10-14-20	EWV- 4248	91 ± 78	< 158
Mean ± s.d.		309 ± 183		Mean ± s.d.		195 ± 170	

GW-10 2Z-361A				GW-10 2Z-361B			
Collection Date	Lab Code	Tritium	MDC	Collection Date	Lab Code	Tritium	MDC
02-04-20	EWV- 439	-13 ± 72	157	02-04-20	EWV- 440	108 ± 79	< 157
06-09-20	EWV- 3068	50 ± 84	< 155	06-09-20	EWV- 3069	142 ± 89	< 155
08-21-20	EWV- 3353	-43 ± 74	< 155	08-21-20	EWV- 3354	153 ± 85	< 155
10-14-20	EWV- 4249	37 ± 75	< 158	10-14-20	EWV- 4250	189 ± 84	< 158
Mean ± s.d.		8 ± 43		Mean ± s.d.		148 ± 33	

(Annual Collections)

Units = pCi/L

Bogs							
GW-07 (North Bog)				GW-08 EIC Bog			
Collection Date	Lab Code	Tritium	MDC	Collection Date	Lab Code	Tritium	MDC
05-21-20	EWV- 1689	118 ± 81	< 160	05-21-20	EWV- 1690	631 ± 105	< 160 <sup>a</sup>

<sup>a</sup> for gamma scan see app. F

POINT BEACH NUCLEAR PLANT

Table 12. Groundwater Tritium Monitoring Program

Units = pCi/L

Manholes							
MH Z-065A				MH Z-065B			
Sample ID	Lab Code	Tritium	MDC (pCi/L)	Collection Date	Lab Code	Tritium	MDC (pCi/L)
09-22-20	EW- 3647	321 ± 91	< 157	09-22-20	EW- 3648	303 ± 90	< 157
Mean ± s.d.				Mean ± s.d.			
MH Z-065C				MH Z-065D			
Sample ID	Lab Code	Tritium	MDC (pCi/L)	Collection Date	Lab Code	Tritium	MDC (pCi/L)
04-28-20	EW- 1528	191 ± 82	< 153	04-28-20	EW- 1529	660 ± 104	< 153 <sup>a</sup>
09-22-20	EW- 3649	244 ± 87	< 157	09-22-20	EW- 3650	334 ± 91	< 157
Mean ± s.d.				Mean ± s.d.			
MH Z-066A				MH Z-066B			
Sample ID	Lab Code	Tritium	MDC (pCi/L)	Collection Date	Lab Code	Tritium	MDC (pCi/L)
04-28-20	EW- 1528	191 ± 82	< 153	04-28-20	EW- 1529	660 ± 104	< 153 <sup>a</sup>
09-22-20	EW- 3649	244 ± 87	< 157	09-22-20	EW- 3650	334 ± 91	< 157
Mean ± s.d.				Mean ± s.d.			
MH Z-066C				MH Z-066D			
Sample ID	Lab Code	Tritium	MDC (pCi/L)	Collection Date	Lab Code	Tritium	MDC (pCi/L)
04-28-20	EW- 1530	440 ± 95	< 153 <sup>a</sup>	04-30-20	EW- 1531	360 ± 91	< 153
09-22-20	EW- 3651	253 ± 87	< 157	09-22-20	EW- 3652	307 ± 90	< 157
Mean ± s.d.				Mean ± s.d.			
MH Z-067A				MH Z-067B			
Sample ID	Lab Code	Tritium	MDC (pCi/L)	Collection Date	Lab Code	Tritium	MDC (pCi/L)
04-28-20	EW- 1532	249 ± 85	< 153	04-28-20	EW- 1533	649 ± 104	< 153
09-22-20	EW- 3653	208 ± 85	< 157	09-22-20	EW- 3654	332 ± 91	< 158
Mean ± s.d.				Mean ± s.d.			

<sup>a</sup> for gamma scan see app. F



POINT BEACH NUCLEAR PLANT

Manholes (cont.)									
MH Z-067C				MH Z-067D					
Sample ID	Collection Date	Lab Code	Tritium	MDC (pCi/L)	Collection Date	Lab Code	Tritium	MDC (pCi/L)	
	04-28-20	EW- 1534	311 ± 88	< 153		04-30-20	EW- 1535	200 ± 83	< 153
	09-22-20	EW- 3655	190 ± 84	< 158		09-22-20	EW- 3656	167 ± 83	< 157
Mean ± s.d.		251 ± 85			Mean ± s.d.		184 ± 23		
MH Z-068				MH-1					
Sample ID	Collection Date	Lab Code	Tritium	MDC (pCi/L)	Collection Date	Lab Code	Tritium	MDC (pCi/L)	
	04-30-20	EW- 1536	353 ± 90	< 153					
	09-22-20	EW- 3657	266 ± 88	< 157					
Mean ± s.d.		310 ± 61			Mean ± s.d.				
MH-4				MH-6					
Sample ID	Collection Date	Lab Code	Tritium	MDC (pCi/L)	Collection Date	Lab Code	Tritium	MDC (pCi/L)	
Mean ± s.d.					Mean ± s.d.				
MH-7				MH-8					
Sample ID	Collection Date	Lab Code	Tritium	MDC (pCi/L)	Collection Date	Lab Code	Tritium	MDC (pCi/L)	
Mean ± s.d.					Mean ± s.d.				
MH-16				MH-2					
Sample ID	Collection Date	Lab Code	Tritium	MDC (pCi/L)	Collection Date	Lab Code	Tritium	MDC (pCi/L)	
Mean ± s.d.					Mean ± s.d.				
MH-5A				MH-9					
Sample ID	Collection Date	Lab Code	Tritium	MDC (pCi/L)	Collection Date	Lab Code	Tritium	MDC (pCi/L)	
Mean ± s.d.					Mean ± s.d.				



## APPENDIX A

### INTERLABORATORY AND INTRALABORATORY COMPARISON PROGRAM RESULTS

NOTE: Appendix A is updated four times a year. The complete appendix is included in March, June, September and December monthly progress reports only.

January, 2020 through December, 2020

## Appendix A

### Interlaboratory/ Intralaboratory Comparison Program Results

Environmental, Inc., Midwest Laboratory has participated in interlaboratory comparison (crosscheck) programs since the formulation of its quality control program in December 1971. These programs are operated by agencies which supply environmental type samples containing concentrations of radionuclides known to the issuing agency but not to participant laboratories. The purpose of such a program is to provide an independent check on a laboratory's analytical procedures and to alert it of any possible problems.

Participant laboratories measure the concentration of specified radionuclides and report them to the issuing agency. Several months later, the agency reports the known values to the participant laboratories and specifies control limits. Results consistently higher or lower than the known values or outside the control limits indicate a need to check the instruments or procedures used.

Results in Table A-1 were obtained through participation in the RAD PT Study Proficiency Testing Program administered by Environmental Resource Associates, serving as a replacement for studies conducted previously by the U.S. EPA Environmental Monitoring Systems Laboratory, Las Vegas, Nevada.

Results in Table A-2 were obtained through participation in the New York Department of Health Environmental Laboratory Approval Program (ELAP) PT.

Table A-3 lists results for thermoluminescent dosimeters (TLDs), via irradiation and evaluation by the University of Wisconsin-Madison Radiation Calibration Laboratory at the University of Wisconsin Medical Radiation Research Center.

Table A-4 lists results of the analyses on intralaboratory "spiked" samples for the past twelve months. All samples are prepared using NIST traceable sources. Data for previous years available upon request.

Table A-5 lists results of the analyses on intralaboratory "blank" samples for the past twelve months. Data for previous years available upon request.

Table A-6 lists analytical results from the intralaboratory "duplicate" program for the past twelve months. Acceptance is based on each result being within 25% of the mean of the two results or the two sigma uncertainties of each result overlap.

The results in Table A-7 were obtained through participation in the Mixed Analyte Performance Evaluation Program.

Results in Table A-8 were obtained through participation in the MRAD PT Study Proficiency Testing Program administered by Environmental Resource Associates, serving as a replacement for studies conducted previously by the Environmental Measurement Laboratory Quality Assessment Program (EML).

Attachment A lists the laboratory acceptance criteria for various analyses.

Out-of-limit results are explained directly below the result.



Attachment A

ACCEPTANCE CRITERIA FOR INTRALABORATORY "SPIKED" SAMPLES

---

Analysis	Ratio of lab result to known value.
Gamma Emitters	0.8 to 1.2
Strontium-89, Strontium-90	0.8 to 1.2
Potassium-40	0.8 to 1.2
Gross alpha	0.5 to 1.5
Gross beta	0.8 to 1.2
Tritium	0.8 to 1.2
Radium-226, Radium-228	0.7 to 1.3
Plutonium	0.8 to 1.2
Iodine-129, Iodine-131	0.8 to 1.2
Nickel-63, Technetium-99, Uranium-238	0.7 to 1.3
Iron-55	0.8 to 1.2
Other Analyses	0.8 to 1.2

---

TABLE A-1. Interlaboratory Comparison Crosscheck program, Environmental Resource Associates (ERA)<sup>a</sup>.

## RAD study

Lab Code	Date	Analysis	Concentration (pCi/L)			Acceptance
			Laboratory Result	ERA Result	Control Limits	
RAD-120 Study						
ERW-49	1/6/2020	Ba-133	60.8 ± 4.4	64.5	53.7 - 71.0	Pass
ERW-49	1/6/2020	Cs-134	22.7 ± 2.8	22.9	17.5 - 25.6	Pass
ERW-49	1/6/2020	Cs-137	225 ± 8	220	198 - 244	Pass
ERW-49	1/6/2020	Co-60	94.6 ± 4.6	91.2	82.1 - 103	Pass
ERW-49	1/6/2020	Zn-65	331 ± 13	298	268 - 348	Pass
ERDW-51	1/6/2020	Gr. Alpha	52.3 ± 2.4	58.9	30.8 - 73.3	Pass
ERDW-51	1/6/2020	Gr. Beta	19.9 ± 1.0	21.0	12.6 - 29.1	Pass
ERDW-53	1/6/2020	Ra-226	12.8 ± 0.5	17.4	12.9 - 19.9	Fail <sup>b</sup>
ERDW-53	1/6/2020	Ra-228	7.13 ± 0.9	7.95	5.06 - 10.1	Pass
ERDW-53	1/6/2020	Uranium	63.8 ± 1.0	68.2	55.7 - 75.0	Pass
ERW-55	1/6/2020	H-3	18,200 ± 408	17,800	15,600 - 19,600	Pass
RAD-121 Study						
ERDW-1034	4/6/2020	Ra-226	17.8 ± 0.5	18.4	13.7 - 21.0	Pass
ERDW-1034	4/6/2020	Ra-228	6.30 ± 0.86	5.81	3.56 - 7.64	Pass
ERDW-1034	4/6/2020	Uranium	18.7 ± 1.3	18.6	14.9 - 20.9	Pass
RAD-122 Study						
ERW-2297	7/6/2020	Ba-133	43.8 ± 3.4	58.6	48.6 - 64.6	Fail <sup>c</sup>
ERW-2297	7/6/2020	Cs-134	19.8 ± 2.4	22.3	17.0 - 25.0	Pass
ERW-2297	7/6/2020	Cs-137	73.2 ± 5.4	73.0	65.7 - 83.0	Pass
ERW-2297	7/6/2020	Co-60	90.0 ± 4.0	86.1	77.5 - 97.0	Pass
ERW-2297	7/6/2020	Zn-65	84.9 ± 7.5	82.9	74.6 - 99.6	Pass
ERDW-2299	7/6/2020	Gr. Alpha	40.3 ± 2.2	52.40	27.30 - 65.6	Pass
ERDW-2299	7/6/2020	Gr. Beta	19.9 ± 1.0	24.3	15.0 - 32.3	Pass
ERDW-2303	7/6/2020	Ra-226	8.91 ± 0.43	10.8	8.08 - 12.5	Pass
ERDW-2303	7/6/2020	Ra-228	4.79 ± 0.80	5.42	3.28 - 7.19	Pass
ERDW-2303	7/6/2020	Uranium	27.7 ± 0.9	29.3	23.7 - 32.5	Pass
ERW-2305	7/6/2020	H-3	21,100 ± 400	20,300	17,800 - 22,300	Pass
ERW-2301	7/6/2020	I-131	27.8 ± 1.2	26.1	21.7 - 30.8	Pass

<sup>a</sup> Results obtained by Environmental, Inc., Midwest Laboratory as a participant in the crosscheck program for proficiency testing in drinking water conducted by Environmental Resource Associates (ERA).

<sup>b</sup> Ra-226 was slightly below the lower limit of the study. The reported value was the mean of two results (12.5 & 13.0). The sample was re-run in duplicate and both results, 15.6 and 13.8 pCi/L, were within the acceptance band.

<sup>c</sup> Ba-133 was below the lower acceptable limit of the study. No cause for the failure could be identified. Going forward gamma results will be monitored to see if any trend develops.

TABLE A-2. Interlaboratory Comparison Crosscheck program, New York Department of Health (ELAP)<sup>a</sup>.

Lab Code	Date	Concentration (pCi/L)				Acceptance
		Analysis	Laboratory Result	Assigned Value	Acceptance Limits	
Shipment 437R						
NYW-3307	9/15/2020	H-3	11,500 ± 465	11,208	9760 - 12,300	Pass
NYW-3331	9/15/2020	Gross Alpha	43.7 ± 2.5	64.9	34.0 - 80.4	Pass
NYW-3331	9/15/2020	Gross Beta	11.1 ± 1.1	8.85	3.62 - 17.4	Pass
NYW-3335	9/15/2020	I-131	14.1 ± 1.4	12.6	10.3 - 16.0	Pass
NYW-3333	9/15/2020	Ra-226	2.24 ± 0.27	2.63	2.06 - 3.44	Pass
NYW-3333	9/15/2020	Ra-228	4.91 ± 1.12	5.41	3.27 - 7.18	Pass
NYW-3333	9/15/2020	Uranium	42.8 ± 1.94	37.1	30.1 - 41.0	Fail <sup>b</sup>
NYW-3337	9/15/2020	Co-60	46.4 ± 3.8	42.3	38.1 - 49.2	Pass
NYW-3337	9/15/2020	Zn-65	133 ± 9	116	104 - 138	Pass
NYW-3337	9/15/2020	Ba-133	49.5 ± 4.1	46.4	38.0 - 51.6	Pass
NYW-3337	9/15/2020	Cs-134	32.5 ± 3.1	33.0	26.0 - 36.3	Pass
NYW-3337	9/15/2020	Cs-137	147 ± 7	134	121 - 150	Pass

<sup>a</sup> Results obtained by Environmental, Inc., Midwest Laboratory as a participant in the crosscheck program for proficiency testing in drinking water conducted by the New York Department of Health Laboratory Approval Program (NY ELAP).

<sup>b</sup> Lab passed all ERA and MAPEP studies for uranium in 2020. (See tables A-1, A-7 and A-8) Uncertainty overlapped upper acceptance limit. Lab will continue to monitor results going forward for trends.



TABLE A-3. Thermoluminescent Dosimetry, (TLD, CaSO<sub>4</sub>: Dy Cards).<sup>a</sup>

				mrem		
Lab Code	Irradiation		Delivered	Reported <sup>b</sup>	Performance <sup>c</sup>	
	Date	Description	Dose	Dose	Quotient (P)	
<u>Environmental, Inc.</u>		Group 1				
2020-1	10/28/2020	Spike 1	172.0	180.0	0.05	
2020-1	10/28/2020	Spike 2	172.0	174.5	0.01	
2020-1	10/28/2020	Spike 3	172.0	174.3	0.01	
2020-1	10/28/2020	Spike 4	172.0	174.0	0.01	
2020-1	10/28/2020	Spike 5	172.0	167.1	-0.03	
2020-1	10/28/2020	Spike 6	172.0	161.9	-0.06	
2020-1	10/28/2020	Spike 7	172.0	167.9	-0.02	
2020-1	10/28/2020	Spike 8	172.0	171.0	-0.01	
2020-1	10/28/2020	Spike 9	172.0	170.7	-0.01	
2020-1	10/28/2020	Spike 10	172.0	170.1	-0.01	
2020-1	10/28/2020	Spike 11	172.0	173.8	0.01	
2020-1	10/28/2020	Spike 12	172.0	178.3	0.04	
2020-1	10/28/2020	Spike 13	172.0	178.2	0.04	
2020-1	10/28/2020	Spike 14	172.0	171.9	0.00	
2020-1	10/28/2020	Spike 15	172.0	190.4	0.11	
2020-1	10/28/2020	Spike 16	172.0	170.9	-0.01	
2020-1	10/28/2020	Spike 17	172.0	183.3	0.07	
2020-1	10/28/2020	Spike 18	172.0	170.6	-0.01	
2020-1	10/28/2020	Spike 19	172.0	164.9	-0.04	
2020-1	10/28/2020	Spike 20	172.0	175.7	0.02	
Mean (Spike 1-20)				173.5	0.01	Pass <sup>d</sup>
Standard Deviation (Spike 1-20)				6.5	0.04	Pass <sup>d</sup>

a TLD's were irradiated by the University of Wisconsin-Madison Radiation Calibration Laboratory following ANSI N13.37 protocol from a known air kerma rate. TLD's were read and the results were submitted by Environmental Inc. to the University of Wisconsin-Madison Radiation Calibration Laboratory for comparison to the delivered dose.

b Reported dose was converted from exposure (R) to Air Kerma (cGy) using a conversion of 0.876. Conversion from air kerma to ambient dose equivalent for Cs-137 at the reference dose point  $H^*(10)K_a = 1.20$ . mrem/cGy = 1000.

c Performance Quotient (P) is calculated as ((reported dose - conventionally true value) ÷ conventionally true value) where the conventionally true value is the delivered dose.

d Acceptance is achieved when neither the absolute value of the mean of the P values, nor the standard deviation of the P values exceed 0.15.

TABLE A-3. Thermoluminescent Dosimetry, (TLD, CaSO<sub>4</sub>: Dy Cards).<sup>a</sup>

			mrem			
Lab Code	Irradiation		Delivered	Reported <sup>b</sup>	Performance <sup>c</sup>	
	Date	Description	Dose	Dose	Quotient (P)	
<u>Environmental, Inc.</u>		Group 2				
2020-2	10/28/2020	Spike 21	114.0	117.3	0.03	
2020-2	10/28/2020	Spike 22	114.0	103.3	-0.09	
2020-2	10/28/2020	Spike 23	114.0	106.2	-0.07	
2020-2	10/28/2020	Spike 24	114.0	110.1	-0.03	
2020-2	10/28/2020	Spike 25	114.0	114.9	0.01	
2020-2	10/28/2020	Spike 26	114.0	115.5	0.01	
2020-2	10/28/2020	Spike 27	114.0	110.4	-0.03	
2020-2	10/28/2020	Spike 28	114.0	111.7	-0.02	
2020-2	10/28/2020	Spike 29	114.0	111.3	-0.02	
2020-2	10/28/2020	Spike 30	114.0	113.1	-0.01	
2020-2	10/28/2020	Spike 31	114.0	116.4	0.02	
2020-2	10/28/2020	Spike 32	114.0	111.8	-0.02	
2020-2	10/28/2020	Spike 33	114.0	112.6	-0.01	
2020-2	10/28/2020	Spike 34	114.0	105.7	-0.07	
2020-2	10/28/2020	Spike 35	114.0	104.5	-0.08	
2020-2	10/28/2020	Spike 36	114.0	103.6	-0.09	
2020-2	10/28/2020	Spike 37	114.0	104.4	-0.08	
2020-2	10/28/2020	Spike 38	114.0	104.5	-0.08	
2020-2	10/28/2020	Spike 39	114.0	106.4	-0.07	
2020-2	10/28/2020	Spike 40	114.0	107.7	-0.06	
Mean (Spike 21-40)				109.6	-0.04	Pass <sup>d</sup>
Standard Deviation (Spike 21-40)				4.6	0.04	Pass <sup>d</sup>

a TLD's were irradiated by the University of Wisconsin-Madison Radiation Calibration Laboratory following ANSI N13.37 protocol from a known air kerma rate. TLD's were read and the results were submitted by Environmental Inc. to the University of Wisconsin-Madison Radiation Calibration Laboratory for comparison to the delivered dose.

b Reported dose was converted from exposure (R) to Air Kerma (cGy) using a conversion of 0.876. Conversion from air kerma to ambient dose equivalent for Cs-137 at the reference dose point  $H^*(10)K_a = 1.20$  . mrem/cGy = 1000.

c Performance Quotient (P) is calculated as ((reported dose - conventionally true value) ÷ conventionally true value) where the conventionally true value is the delivered dose.

d Acceptance is achieved when neither the absolute value of the mean of the P values, nor the standard deviation of the P values exceed 0.15.

TABLE A-4. Intralaboratory "Spiked" Samples

Lab Code <sup>b</sup>	Date	Analysis	Concentration <sup>a</sup>				Ratio Lab/Known
			Laboratory results 2s, n=1 <sup>c</sup>	Known Activity	Control Limits <sup>d</sup>	Acceptance	
SPW-481	1/1/2020	Ra-226	10.4 ± 0.3	12.3	8.6 - 16.0	Pass	0.85
SPW-110	1/16/2020	H-3	2,101 ± 154	2,110	1,688 - 2,532	Pass	1.00
W-041620	4/29/2016	Cs-134	35.7 ± 8.8	36.2	29.0 - 43.4	Pass	0.99
W-041620	4/29/2016	Cs-137	75.0 ± 6.6	71.9	57.5 - 86.3	Pass	1.04
W-042020	4/29/2016	Cs-134	40.6 ± 10.2	36.2	29.0 - 43.4	Pass	1.12
W-042020	4/29/2016	Cs-137	71.2 ± 7.0	71.9	57.5 - 86.3	Pass	0.99
SPW-190	1/23/2020	H-3	2,058 ± 153	2,110	1,688 - 2,532	Pass	0.98
SPW-205	1/28/2020	Sr-90	17.6 ± 1.2	17.9	14.3 - 21.5	Pass	0.99
SPW-217	1/31/2020	H-3	2,005 ± 152	2,110	1,688 - 2,532	Pass	0.95
SPW-270	2/7/2020	H-3	2,153 ± 157	2,110	1,688 - 2,532	Pass	1.02
SPW-288	2/11/2020	Ra-228	13.1 ± 1.7	14.9	10.4 - 19.3	Pass	0.88
W-021220	4/29/2016	Cs-134	39.3 ± 18.9	36.2	29.0 - 43.4	Pass	1.09
W-021220	4/29/2016	Cs-137	73.9 ± 15.8	71.9	57.5 - 86.3	Pass	1.03
SPW-396	2/14/2020	H-3	2,298 ± 160	2,110	1,688 - 2,532	Pass	1.09
W-022420	4/29/2016	Cs-134	33.4 ± 10.5	36.2	29.0 - 43.4	Pass	0.92
W-022420	4/29/2016	Cs-137	75.6 ± 7.8	71.9	57.5 - 86.3	Pass	1.05
SPW-716	2/26/2020	Ra-226	11.3 ± 0.4	12.3	8.6 - 16.0	Pass	0.92
W-022820	4/29/2016	Cs-134	34.9 ± 11.6	36.2	29.0 - 43.4	Pass	0.96
W-022820	4/29/2016	Cs-137	82.9 ± 8.5	71.9	57.5 - 86.3	Pass	1.15
SPW-532	2/28/2020	H-3	2,054 ± 153	2,110	1,688 - 2,532	Pass	0.97
W-030420	4/29/2016	Cs-134	29.7 ± 9.6	36.2	29.0 - 43.4	Pass	0.82
W-030420	4/29/2016	Cs-137	74.2 ± 7.3	71.9	57.5 - 86.3	Pass	1.03
W-031020	4/29/2016	Cs-134	41.6 ± 17.8	36.2	29.0 - 43.4	Pass	1.15
W-031020	4/29/2016	Cs-137	78.6 ± 14.3	71.9	57.5 - 86.3	Pass	1.09
SPW-711	3/12/2020	H-3	2,083 ± 154	2,110	1,688 - 2,532	Pass	0.99
SPW-825	3/12/2020	Ra-226	12.4 ± 0.4	12.3	8.6 - 16.0	Pass	1.01
SPW-774	3/18/2020	H-3	2,021 ± 151	2,110	1,688 - 2,532	Pass	0.96
W-031820	4/29/2016	Cs-134	29.7 ± 10.6	36.2	29.0 - 43.4	Pass	0.82
W-031820	4/29/2016	Cs-137	75.5 ± 9.2	71.9	57.5 - 86.3	Pass	1.05
W-032520	4/29/2016	Cs-134	36.4 ± 9.2	36.2	29.0 - 43.4	Pass	1.01
W-032520	4/29/2016	Cs-137	74.9 ± 7.0	71.9	57.5 - 86.3	Pass	1.04
SPW-877	3/31/2020	Ra-228	13.0 ± 2.0	14.9	10.4 - 19.3	Pass	0.88
SPW-925	3/23/2020	Ra-226	10.7 ± 0.4	12.3	8.6 - 16.0	Pass	0.87
SPW-859	3/27/2020	H-3	2,065 ± 153	2,110	1,688 - 2,532	Pass	0.98
W-040320	4/29/2016	Cs-134	38.1 ± 10.3	36.2	29.0 - 43.4	Pass	1.05
W-040320	4/29/2016	Cs-137	78.6 ± 7.5	71.9	57.5 - 86.3	Pass	1.09
SPDW-1009	4/8/2020	Gr. Alpha	11.5 ± 0.9	18.7	9.4 - 28.1	Pass	0.61
SPDW-1009	4/8/2020	Gr. Beta	22.0 ± 1.0	26.1	20.9 - 31.3	Pass	0.84
SPW-1033	4/9/2020	H-3	2,041 ± 153	2,110	1,688 - 2,532	Pass	0.97
W-040920	4/29/2016	Cs-134	34.3 ± 9.4	36.2	29.0 - 43.4	Pass	0.95
W-040920	4/29/2016	Cs-137	77.9 ± 8.0	71.9	57.5 - 86.3	Pass	1.08
SPW-1145	4/15/2020	Ra-228	14.3 ± 2.0	14.9	10.4 - 19.3	Pass	0.96
SPW-1186	4/17/2020	H-3	1,972 ± 151	2,110	1,688 - 2,532	Pass	0.93

<sup>a</sup> Liquid sample results are reported in pCi/Liter, air filters (pCi/m<sup>3</sup>), charcoal (pCi/charcoal canister), and solid samples (pCi/kg).

<sup>b</sup> Laboratory codes : W & SPW (Water), MI (milk), AP (air filter), SO (soil), VE (vegetation), CH (charcoal canister), F (fish), U (urine).

<sup>c</sup> Results are based on single determinations.

<sup>d</sup> Acceptance criteria are listed in Attachment A of this report.



TABLE A-4. Intralaboratory "Spiked" Samples

Lab Code <sup>b</sup>	Date	Concentration <sup>a</sup>					
		Analysis	Laboratory results 2s, n=1 <sup>c</sup>	Known Activity	Control Limits <sup>d</sup>	Acceptance	Ratio Lab/Known
SPW-1284	4/24/2020	H-3	2,015 ± 153	2,110	1,688 - 2,532	Pass	0.95
SPW-1745	4/24/2020	Ra-226	11.9 ± 0.3	12.3	8.6 - 16.0	Pass	0.97
W-042220	4/29/2016	Cs-134	33.7 ± 9.2	36.2	29.0 - 43.4	Pass	0.93
W-042220	4/29/2016	Cs-137	74.9 ± 6.6	71.9	57.5 - 86.3	Pass	1.04
W-042420	4/29/2016	Cs-134	33.3 ± 10.8	36.2	29.0 - 43.4	Pass	0.92
W-042420	4/29/2016	Cs-137	73.7 ± 8.5	71.9	57.5 - 86.3	Pass	1.03
W-043020	4/29/2016	Cs-134	33.7 ± 15.7	36.2	29.0 - 43.4	Pass	0.93
W-043020	4/29/2016	Cs-137	72.5 ± 7.1	71.9	57.5 - 86.3	Pass	1.01
SPW-1327	5/1/2020	H-3	2,071 ± 153	2,110	1,688 - 2,532	Pass	0.98
W-050520	4/29/2016	Cs-134	31.1 ± 11.9	36.2	29.0 - 43.4	Pass	0.86
W-050520	4/29/2016	Cs-137	73.2 ± 8.3	71.9	57.5 - 86.3	Pass	1.02
SPW-1394	5/5/2020	Sr-90	18.1 ± 1.1	17.9	14.3 - 21.5	Pass	1.01
W-050720	4/29/2016	Cs-134	39.9 ± 2.0	36.2	29.0 - 43.4	Pass	1.10
W-050720	4/29/2016	Cs-137	75.2 ± 14.3	71.9	57.5 - 86.3	Pass	1.05
SPW-1500	5/18/2020	Ra-228	13.8 ± 1.9	14.9	10.4 - 19.3	Pass	0.93
W-052020	4/29/2016	Cs-134	33.1 ± 1.2	36.2	29.0 - 43.4	Pass	0.91
W-052020	4/29/2016	Cs-137	80.8 ± 8.3	71.9	57.5 - 86.3	Pass	1.12
SPW-1613	5/22/2020	H-3	1,953 ± 149	2,110	1,688 - 2,532	Pass	0.93
W-052620	4/29/2016	Cs-134	31.0 ± 9.2	36.2	29.0 - 43.4	Pass	0.86
W-052620	4/29/2016	Cs-137	74.6 ± 7.5	71.9	57.5 - 86.3	Pass	1.04
SPW-2061	5/21/2020	Ra-226	10.4 ± 0.3	12.3	8.6 - 16.0	Pass	0.85
W-052620	4/29/2016	Cs-134	33.6 ± 12.8	36.2	29.0 - 43.4	Pass	0.93
W-052620	4/29/2016	Cs-137	69.2 ± 7.7	71.9	57.5 - 86.3	Pass	0.96
SPW-1741	5/27/2020	H-3	1,925 ± 150	2,110	1,688 - 2,532	Pass	0.91
SPW-1824	6/3/2020	H-3	1,971 ± 151	2,110	1,688 - 2,532	Pass	0.93
SPW-1853	6/4/2020	H-3	2,027 ± 153	2,110	1,688 - 2,532	Pass	0.96
W-061120	4/29/2016	Cs-134	39.8 ± 21.0	36.2	29.0 - 43.4	Pass	1.10
W-061120	4/29/2016	Cs-137	79.3 ± 13.5	71.9	57.5 - 86.3	Pass	1.10
SPW-1982	6/12/2020	H-3	2,065 ± 154	2,110	1,688 - 2,532	Pass	0.98
SPW-2038	6/18/2020	H-3	2,012 ± 154	2,110	1,688 - 2,532	Pass	0.95
SPW-2116	6/25/2020	H-3	2,051 ± 159	2,110	1,688 - 2,532	Pass	0.97
SPW-2173	7/1/2020	H-3	2,010 ± 154	2,110	1,688 - 2,532	Pass	0.95
SPW-2328	7/10/2020	H-3	1,924 ± 151	2,110	1,688 - 2,532	Pass	0.91
SPW-2458	7/16/2020	H-3	1,932 ± 151	2,110	1,688 - 2,532	Pass	0.92
SPW-2556	7/27/2020	Sr-90	16.8 ± 1.1	17.9	14.3 - 21.5	Pass	0.94
SPW-2558	7/6/2020	Gr. Alpha	29.9 ± 2.1	58.9	29.5 - 88.4	Pass	0.51
SPW-2558	7/6/2020	Gr. Beta	20.0 ± 1.0	21.0	16.8 - 25.2	Pass	0.95
SPW-2640	7/31/2020	H-3	1,984 ± 154	2,110	1,688 - 2,532	Pass	0.94
SPW-2778	8/7/2020	H-3	1,936 ± 151	2,110	1,688 - 2,532	Pass	0.92
SPW-2797	6/22/2020	Ra-226	10.4 ± 0.3	12.3	8.6 - 16.0	Pass	0.85
SPW-2852	8/11/2020	Ra-228	10.2 ± 1.6	12.5	8.7 - 16.2	Pass	0.82

<sup>a</sup> Liquid sample results are reported in pCi/Liter, air filters ( pCi/m3), charcoal (pCi/charcoal canister), and solid samples (pCi/kg).<sup>b</sup> Laboratory codes : W & SPW (Water), MI (milk), AP (air filter), SO (soil), VE (vegetation), CH (charcoal canister), F (fish), U (urine).<sup>c</sup> Results are based on single determinations.<sup>d</sup> Acceptance criteria are listed in Attachment A of this report.

TABLE A-4. Intralaboratory "Spiked" Samples

Lab Code <sup>b</sup>	Date	Analysis	Concentration <sup>a</sup>		Control Limits <sup>d</sup>	Acceptance	Ratio Lab/Known
			Laboratory results 2s, n=1 <sup>c</sup>	Known Activity			
SPW-2854	8/14/2020	H-3	1,927 ± 153	2,110	1,688 - 2,532	Pass	0.91
SPW-2890	8/4/2020	Ra-226	11.6 ± 0.4	12.3	8.6 - 16.0	Pass	0.95
SPW-3013	8/24/2020	H-3	2,005 ± 153	2,110	1,688 - 2,532	Pass	0.95
SPW-3053	8/28/2020	H-3	1,904 ± 149	2,110	1,688 - 2,532	Pass	0.90
SPW-3123	8/19/2020	Ra-226	10.4 ± 0.3	12.3	8.6 - 16.0	Pass	0.85
SPW-3447	9/3/2020	Ra-226	9.8 ± 0.3	12.3	8.6 - 16.0	Pass	0.80
SPW-3241	9/11/2020	H-3	1,952 ± 154	2,110	1,688 - 2,532	Pass	0.93
SPW-3425	9/23/2020	Ra-228	10.7 ± 1.6	12.3	8.6 - 16.0	Pass	0.87
SPW-3412	9/25/2020	H-3	2,099 ± 155	2,110	1,688 - 2,532	Pass	0.99
SPW-4131	9/30/2020	Ra-226	13.2 ± 0.4	12.3	8.6 - 16.0	Pass	1.07
SPW-3482	10/2/2020	H-3	1,984 ± 154	2,110	1,688 - 2,532	Pass	0.94
SPW-3624	10/9/2020	H-3	1,924 ± 152	2,110	1,688 - 2,532	Pass	0.91
SPW-3794	10/16/2020	H-3	2,109 ± 156	2,110	1,688 - 2,532	Pass	1.00
SPW-3836	10/20/2020	Sr-90	16.8 ± 1.1	17.9	14.3 - 21.5	Pass	0.94
SPW-4043	10/23/2020	H-3	1893.4 ± 148.8	2,110	1,688 - 2,532	Pass	0.90
SPW-4179	10/28/2020	Ra-228	15.4 ± 2.4	12.1	8.5 - 15.7	Pass	1.27
SPW-4422	10/30/2020	Ra-226	12.3 ± 0.3	12.3	8.6 - 16.0	Pass	1.00
SPW-4234	11/11/2020	H-3	2,008 ± 154	2,110	1,688 - 2,532	Pass	0.95
SPW-4634	11/23/2020	Ra-226	11.4 ± 0.3	12.3	8.6 - 16.0	Pass	0.93
SPW-4509	12/4/2020	H-3	1,873 ± 149	2,110	1,688 - 2,532	Pass	0.89
SPW-4625	12/18/2020	H-3	1,940 ± 152	2,110	1,688 - 2,532	Pass	0.92
SPW-4741	12/18/2020	Ra-226	12.5 ± 0.4	12.3	8.6 - 16.0	Pass	1.02

<sup>a</sup> Liquid sample results are reported in pCi/Liter, air filters (pCi/m<sup>3</sup>), charcoal (pCi/charcoal canister), and solid samples (pCi/kg).

<sup>b</sup> Laboratory codes : W & SPW (Water), MI (milk), AP (air filter), SO (soil), VE (vegetation), CH (charcoal canister), F (fish), U (urine).

<sup>c</sup> Results are based on single determinations.

<sup>d</sup> Acceptance criteria are listed in Attachment A of this report.

TABLE A-5. Intralaboratory "Blank" Samples

Lab Code <sup>b</sup>	Sample Type	Date	Analysis <sup>c</sup>	Concentration <sup>a</sup>		Acceptance Criteria (4.66 σ)
				Laboratory results (4.66σ)		
				LLD	Activity <sup>d</sup>	
SPW-480	Water	1/1/2020	Ra-226	0.03	0.12 ± 0.02	2
SPW-93	Water	1/7/2020	Gr. Alpha	0.35	0.47 ± 0.29	2
SPW-93	Water	1/7/2020	Gr. Beta	0.74	0.18 ± 0.53	4
SPW-109	Water	1/16/2020	H-3	157	-6 ± 73	200
SPW-154	Water	1/16/2020	I-131	0.47	-0.22 ± 0.21	1
SPW-189	Water	1/23/2020	H-3	158	0 ± 73	200
SPW-204	Water	1/28/2020	Sr-89	0.64	-0.16 ± 0.50	5
SPW-204	Water	1/28/2020	Sr-90	0.54	0.11 ± 0.27	1
SPW-216	Water	1/31/2020	H-3	156	86 ± 78	200
SPW-269	Water	2/7/2020	H-3	153	79 ± 80	200
SPW-287	Water	2/11/2020	Ra-228	0.81	1.49 ± 0.53	2
SPW-395	Water	2/14/2020	H-3	154	46 ± 75	200
SPW-463	Water	2/25/2020	I-131	0.16	0.02 ± 0.09	1
SPW-715	Water	2/26/2020	Ra-226	0.01	0.17 ± 0.01	2
SPW-531	Water	2/28/2020	H-3	156	44 ± 75	200
SPW-710	Water	3/12/2020	H-3	157	-16 ± 72	200
SPW-824	Water	3/12/2020	Ra-226	0.03	0.15 ± 0.03	2
SPW-773	Water	3/18/2020	H-3	151	76 ± 76	200
SPW-876	Water	3/31/2020	Ra-228	0.88	0.57 ± 0.47	2
SPW-924	Water	3/23/2020	Ra-226	0.04	0.18 ± 0.03	2
SPW-1032	Water	4/9/2020	H-3	157	68 ± 77	200
SPW-1144	Water	4/15/2020	Ra-228	0.89	0.03 ± 0.42	2
SPW-1185	Water	4/17/2020	H-3	158	8 ± 74	200
SPW-1283	Water	4/24/2020	H-3	156	10 ± 75	200
SPW-1744	Water	4/24/2020	Ra-226	0.03	-0.01 ± 0.03	2
SPW-1326	Water	5/1/2020	H-3	153	67 ± 75	200
SPW-1393	Water	5/5/2020	Sr-89	0.66	0.11 ± 0.44	5
SPW-1393	Water	5/5/2020	Sr-90	0.63	-0.27 ± 0.26	1
SPW-1499	Water	5/18/2020	Ra-228	0.88	0.03 ± 0.41	2
SPW-1541	Water	5/19/2020	I-131	0.20	0.00 ± 0.11	1
SPW-2060	Water	5/21/2020	Ra-226	0.03	-0.01 ± 0.02	2
SPW-1612	Water	5/22/2020	H-3	153	91 ± 76	200
SPW-1740	Water	5/27/2020	H-3	158	-26 ± 71	200
SPW-1823	Water	6/3/2020	H-3	157	18 ± 74	200
SPW-1852	Water	6/4/2020	H-3	159	33 ± 76	200
SPW-1981	Water	6/12/2020	H-3	149	52 ± 77	200
SPW-2037	Water	6/18/2020	H-3	156	101 ± 81	200
SPW-2115	Water	6/25/2020	H-3	158	56 ± 86	200

<sup>a</sup> Liquid sample results are reported in pCi/Liter, air filters ( pCi/m<sup>3</sup>), charcoal (pCi/charcoal canister), and solid samples (pCi/g).

<sup>b</sup> Laboratory codes : W & SPW (Water), MI (milk), AP (air filter), SO (soil), VE (vegetation), CH (charcoal canister), F (fish), U (urine).

<sup>c</sup> I-131(G); iodine-131 as analyzed by gamma spectroscopy.

<sup>d</sup> Activity reported is a net activity result.



TABLE A-5. Intralaboratory "Blank" Samples

Lab Code <sup>b</sup>	Sample Type	Date	Analysis <sup>c</sup>	Concentration <sup>a</sup>		Acceptance Criteria (4.66 σ)
				Laboratory results (4.66σ)		
				LLD	Activity <sup>d</sup>	
SPW-2172	Water	7/1/2020	H-3	159	-15 ± 75	200
SPW-2327	Water	7/10/2020	H-3	158	50 ± 77	200
SPW-2457	Water	7/16/2020	H-3	159	-46 ± 71	200
SPW-2555	Water	7/27/2020	Sr-89	0.48	0.18 ± 0.40	5
SPW-2555	Water	7/27/2020	Sr-90	0.54	0.03 ± 0.25	1
SPW-2557	Water	7/6/2020	Gr. Alpha	0.37	0.25 ± 0.28	2
SPW-2557	Water	7/6/2020	Gr. Beta	0.75	-0.23 ± 0.52	4
SPW-2639	Water	7/31/2020	H-3	158	80 ± 81	200
SPW-2777	Water	8/7/2020	H-3	157	0 ± 74	200
SPW-2796	Water	6/22/2020	Ra-226	0.03	-0.02 ± 0.03	2
SPW-2851	Water	8/11/2020	Ra-228	0.85	0.44 ± 0.45	2
SPW-2853	Water	8/14/2020	H-3	158	18 ± 77	200
SPW-2880	Water	8/18/2020	I-131	0.42	-0.04 ± 0.22	1
SPW-2889	Water	8/4/2020	Ra-228	0.05	0.13 ± 0.11	2
SPW-3012	Water	8/24/2020	H-3	159	59 ± 77	200
SPW-3052	Water	8/28/2020	H-3	155	46 ± 75	200
SPW-3122	Water	9/3/2020	Ra-226	0.03	0.20 ± 0.03	2
SPW-3240	Water	9/11/2020	H-3	161	3 ± 78	200
SPW-3446	Water	9/3/2020	Ra-226	0.01	0.12 ± 0.02	2
SPW-3424	Water	9/23/2020	Ra-228	0.85	0.81 ± 0.48	2
SPW-3411	Water	9/25/2020	H-3	158	82 ± 78	200
SPW-4130	Water	9/30/2020	Ra-226	0.04	0.01 ± 0.04	2
SPW-3481	Water	10/2/2020	H-3	154	63 ± 80	200
SPW-3623	Water	10/9/2020	H-3	156	57 ± 81	200
SPW-3793	Water	10/16/2020	H-3	157	3 ± 73	200
SPW-3835	Water	10/20/2020	Sr-89	0.55	-0.10 ± 0.43	5
SPW-3835	Water	10/20/2020	Sr-90	0.59	0.09 ± 0.28	1
SPW-4042	Water	10/23/2020	H-3	155	-6 ± 72	200
SPW-4178	Water	10/28/2020	Ra-228	1.04	0.33 ± 0.52	2
SPW-4421	Water	10/30/2020	Ra-226	0.03	0.07 ± 0.03	2
SPW-4233	Water	11/11/2020	H-3	155	78 ± 79	200
SPW-4356	Water	11/20/2020	H-3	157	52 ± 76	200
SPW-4633	Water	11/23/2020	Ra-226	0.05	0.04 ± 0.11	2
SPW-4508	Water	12/4/2020	H-3	159	-68 ± 69	200
SPW-4624	Water	12/18/2020	H-3	160	8 ± 77	200
SPW-4740	Water	12/18/2020	Ra-226	0.04	0.02 ± 0.03	2

<sup>a</sup> Liquid sample results are reported in pCi/Liter, air filters ( pCi/m<sup>3</sup>), charcoal (pCi/charcoal canister), and solid samples (pCi/g).

<sup>b</sup> Laboratory codes : W & SPW (Water), MI (milk), AP (air filter), SO (soil), VE (vegetation), CH (charcoal canister), F (fish), U (urine).

<sup>c</sup> I-131(G); iodine-131 as analyzed by gamma spectroscopy.

<sup>d</sup> Activity reported is a net activity result.

TABLE A-6. Intralaboratory "Duplicate" Samples

Lab Code <sup>b</sup>	Date	Analysis	Concentration <sup>a</sup>		Averaged Result	Acceptance
			First Result	Second Result		
SG-20,21	1/2/2020	Pb-214	2.23 ± 0.12	1.61 ± 0.09	1.92 ± 0.08	Pass
SG-20,21	1/2/2020	Ac-228	1.49 ± 0.20	1.42 ± 0.18	1.46 ± 0.13	Pass
AP-5060,5061	1/3/2020	Be-7	0.052 ± 0.014	0.063 ± 0.012	0.057 ± 0.009	Pass
AP-010720A,B	1/7/2020	Gr. Beta	0.023 ± 0.004	0.022 ± 0.004	0.022 ± 0.003	Pass
WW-72,73	1/7/2020	H-3	547 ± 101	478 ± 98	513 ± 70	Pass
WW-184,185	1/21/2020	H-3	265 ± 88	311 ± 90	288 ± 63	Pass
SWU-253,254	1/28/2020	Gr. Beta	1.73 ± 0.58	2.10 ± 0.62	1.92 ± 0.42	Pass
DW-20014,20015	1/29/2020	Ra-228	3.34 ± 0.74	2.25 ± 0.70	2.80 ± 0.51	Pass
DW-20014,20015	1/29/2020	Ra-226	1.05 ± 0.15	0.64 ± 0.24	0.85 ± 0.14	Pass
S-209,210	1/31/2020	K-40	8.28 ± 0.20	7.95 ± 0.42	8.12 ± 0.23	Pass
LW-383,384	1/31/2020	Gr. Beta	1.67 ± 0.58	0.77 ± 0.52	1.22 ± 0.39	Pass
AP-020320A,B	2/3/2020	Gr. Beta	0.021 ± 0.004	0.024 ± 0.004	0.023 ± 0.003	Pass
S-362,363	2/7/2020	Pb-214	2.39 ± 0.11	2.25 ± 0.10	2.32 ± 0.07	Pass
S-362,363	2/7/2020	Ac-228	1.84 ± 0.18	1.95 ± 0.17	1.90 ± 0.12	Pass
DW-20018,20019	2/7/2020	Gr. Alpha	0.23 ± 0.86	0.37 ± 0.88	0.30 ± 0.62	Pass
DW-20018,20019	2/7/2020	Gr. Beta	0.50 ± 0.56	1.19 ± 0.63	0.85 ± 0.42	Pass
DW-20026,20027	2/7/2020	Ra-226	2.40 ± 0.21	2.11 ± 0.15	2.26 ± 0.13	Pass
DW-20026,20027	2/7/2020	Ra-228	2.60 ± 0.68	1.81 ± 0.57	2.21 ± 0.44	Pass
WW-452,453	2/17/2020	H-3	583 ± 102	678 ± 106	630 ± 74	Pass
DW-20031,20032	2/25/2020	Gr. Alpha	1.02 ± 0.77	0.80 ± 0.81	0.91 ± 0.56	Pass
DW-20031,20032	2/25/2020	Gr. Beta	1.11 ± 0.59	1.19 ± 0.58	1.15 ± 0.41	Pass
DW-20038,20039	3/3/2020	Ra-226	8.39 ± 0.43	8.78 ± 0.49	8.59 ± 0.33	Pass
DW-20038,20039	3/3/2020	Ra-228	2.81 ± 1.00	2.31 ± 0.86	2.56 ± 0.66	Pass
WW-752,753	3/13/2020	H-3	435 ± 94	393 ± 92	414 ± 66	Pass
S-868,869	3/13/2020	Pb-214	0.97 ± 0.10	0.99 ± 0.09	0.98 ± 0.07	Pass
S-868,869	3/13/2020	Ac-228	0.93 ± 0.18	1.01 ± 0.23	0.97 ± 0.15	Pass
LW-977,978	3/25/2020	Gr. Beta	0.98 ± 0.53	0.92 ± 0.51	0.95 ± 0.37	Pass
AP-1220,1221	3/31/2020	Be-7	0.063 ± 0.011	0.062 ± 0.013	0.063 ± 0.009	Pass
SWT-912,913	3/31/2020	Gr. Beta	0.79 ± 0.53	0.49 ± 0.50	0.64 ± 0.37	Pass
AP-956,957	4/2/2020	Be-7	0.189 ± 0.097	0.256 ± 0.130	0.222 ± 0.081	Pass
AP-1110,1111	4/3/2020	Be-7	0.069 ± 0.012	0.072 ± 0.013	0.071 ± 0.009	Pass
WW-1047,1048	4/7/2020	H-3	438 ± 96	478 ± 98	458 ± 69	Pass
VE-1022,1023	4/8/2020	Be-7	9.28 ± 0.57	8.00 ± 0.62	8.64 ± 0.42	Pass
VE-1022,1023	4/8/2020	K-40	3.89 ± 0.67	3.94 ± 0.73	3.92 ± 0.49	Pass
S-1199,1200	4/12/2020	Pb-214	0.77 ± 0.07	0.98 ± 0.08	0.88 ± 0.05	Pass
S-1199,1200	4/12/2020	Ac-228	1.09 ± 0.15	1.18 ± 0.17	1.14 ± 0.11	Pass
SS-1419,1420	4/14/2020	K-40	10.8 ± 0.6	9.4 ± 0.4	10.1 ± 0.4	Pass
AP-1241,1242	4/16/2020	Be-7	0.203 ± 0.113	0.245 ± 0.145	0.224 ± 0.092	Pass
DW-20051,20052	4/23/2020	Ra-228	3.50 ± 0.85	4.60 ± 0.89	4.05 ± 0.62	Pass
DW-20051,20052	4/23/2020	Ra-226	0.80 ± 0.10	0.60 ± 0.10	0.70 ± 0.07	Pass
SS-1310,1311	4/23/2020	K-40	7,827 ± 492	8,157 ± 505	7,992 ± 352	Pass
LW-1375,1376	4/29/2020	Gr. Beta	1.62 ± 0.59	1.61 ± 0.58	1.62 ± 0.41	Pass

TABLE A-6. Intralaboratory "Duplicate" Samples

Lab Code <sup>b</sup>	Date	Analysis	Concentration <sup>a</sup>		Averaged Result	Acceptance
			First Result	Second Result		
F-1828,1829	4/29/2020	K-40	1.35 ± 0.41	0.98 ± 0.33	1.16 ± 0.27	Pass
SG-1398,1399	5/5/2020	Pb-214	7.51 ± 0.19	8.62 ± 0.17	8.07 ± 0.13	Pass
SG-1398,1399	5/5/2020	Ac-228	6.80 ± 0.31	6.77 ± 0.27	6.79 ± 0.21	Pass
SW-1461,1462	5/7/2020	H-3	315 ± 88	320 ± 89	317 ± 63	Pass
AP-1610,1611	5/14/2020	Be-7	0.179 ± 0.101	0.172 ± 0.086	0.176 ± 0.066	Pass
DW-20062,20063	5/19/2020	Gr. Alpha	6.20 ± 1.30	5.00 ± 1.30	5.60 ± 0.92	Pass
DW-20062,20063	5/19/2020	Gr. Beta	6.09 ± 0.77	5.51 ± 0.72	5.80 ± 0.53	Pass
W-1805,1806	5/25/2020	Ra-226	0.42 ± 0.16	0.24 ± 0.17	0.33 ± 0.12	Pass
F-1763,1764	5/26/2020	K-40	2.82 ± 0.47	3.01 ± 0.45	2.92 ± 0.33	Pass
AP-052620A,B	5/26/2020	Gr. Beta	0.014 ± 0.003	0.016 ± 0.003	0.015 ± 0.002	Pass
DW-20066,20067	6/1/2020	Ra-226	0.21 ± 0.09	0.33 ± 0.12	0.27 ± 0.08	Pass
DW-20066,20067	6/1/2020	Ra-228	0.05 ± 0.43	0.03 ± 0.39	0.04 ± 0.29	Pass
P-1849,1850	6/1/2020	H-3	547 ± 102	700 ± 108	624 ± 74	Pass
AP-1893,1894	6/4/2020	Be-7	0.164 ± 0.080	0.251 ± 0.140	0.208 ± 0.081	Pass
SW-1872,1873	6/4/2020	H-3	385 ± 94	400 ± 95	393 ± 67	Pass
AP-052620A,B	6/8/2020	Gr. Beta	0.024 ± 0.004	0.025 ± 0.005	0.024 ± 0.003	Pass
WW-2025,2026	6/16/2020	H-3	318 ± 92	320 ± 92	319 ± 65	Pass
AP-061620A,B	6/16/2020	Gr. Beta	0.017 ± 0.003	0.019 ± 0.003	0.018 ± 0.002	Pass
DW-20078,20079	6/17/2020	Ra-226	0.53 ± 0.11	0.50 ± 0.10	0.52 ± 0.07	Pass
DW-20078,20079	6/17/2020	Ra-228	1.10 ± 0.50	1.11 ± 0.50	1.11 ± 0.35	Pass
AP-2048,2049	6/18/2020	Be-7	0.222 ± 0.087	0.221 ± 0.092	0.221 ± 0.063	Pass
SW-2157,2158	6/23/2020	H-3	175 ± 86	235 ± 89	205 ± 62	Pass
AP-062320A,B	6/23/2020	Gr. Beta	0.021 ± 0.003	0.023 ± 0.004	0.022 ± 0.003	Pass
AP-2136,2137	6/25/2020	Be-7	0.242 ± 0.099	0.343 ± 0.115	0.292 ± 0.076	Pass
AP-2366,2367	6/30/2020	Be-7	0.144 ± 0.018	0.177 ± 0.019	0.161 ± 0.013	Pass
SWU-2180,2181	6/30/2020	H-3	105 ± 82	199 ± 87	152 ± 60	Pass
AP-2473,2474	7/1/2020	Be-7	0.079 ± 0.011	0.089 ± 0.012	0.084 ± 0.008	Pass
AP-2473,2474	7/1/2020	K-40	0.010 ± 0.006	0.015 ± 0.009	0.013 ± 0.005	Pass
AP-2408,2409	7/2/2020	Be-7	0.084 ± 0.016	0.085 ± 0.014	0.085 ± 0.011	Pass
P-2264,2265	7/6/2020	H-3	149 ± 83	144 ± 83	147 ± 59	Pass
DW-20091,20092	7/10/2020	Ra-226	0.77 ± 0.17	0.69 ± 0.24	0.73 ± 0.15	Pass
DW-20091,20092	7/10/2020	Ra-228	0.61 ± 0.56	0.59 ± 0.55	0.60 ± 0.39	Pass
SW-2450,2451	7/14/2020	H-3	410 ± 96	487 ± 99	448 ± 69	Pass
VE-2494,2495	7/16/2020	K-40	1.68 ± 0.25	2.08 ± 0.26	1.88 ± 0.18	Pass
DW-20102,20103	7/17/2020	Gr. Alpha	1.98 ± 0.82	2.65 ± 0.82	2.32 ± 0.58	Pass
DW-20102,20103	7/17/2020	Ra-226	0.84 ± 0.20	0.89 ± 0.20	0.87 ± 0.14	Pass
DW-20102,20103	7/17/2020	Ra-228	1.24 ± 0.67	1.57 ± 0.70	1.41 ± 0.48	Pass
WW-2604,2605	7/20/2020	H-3	35,989 ± 576	36,039 ± 577	36,014 ± 408	Pass
SWU-2669,2670	7/28/2020	H-3	103 ± 80	101 ± 80	102 ± 57	Pass
SWU-2669,2670	7/28/2020	Gr. Beta	1.49 ± 0.56	1.05 ± 0.51	1.27 ± 0.38	Pass
S-2711,2712	7/29/2020	K-40	17.4 ± 0.9	19.6 ± 1.0	18.5 ± 0.7	Pass



TABLE A-6. Intralaboratory "Duplicate" Samples

Lab Code <sup>b</sup>	Date	Analysis	Concentration <sup>a</sup>		Averaged Result	Acceptance
			First Result	Second Result		
WW-2799,2800	8/4/2020	H-3	471 ± 100	437 ± 99	454 ± 70	Pass
WW-2933,2934	8/4/2020	H-3	316 ± 91	300 ± 90	308 ± 64	Pass
S-2774,2775	8/4/2020	K-40	5.9 ± 0.9	6.1 ± 0.8	6.0 ± 0.6	Pass
WW-2912,2913	8/5/2020	H-3	176 ± 84	226 ± 87	201 ± 60	Pass
F-3040,3041	8/7/2020	Gr. Beta	4.55 ± 0.12	4.63 ± 0.12	4.59 ± 0.09	Pass
F-3040,3041	8/7/2020	K-40	3.58 ± 0.42	3.32 ± 0.41	3.45 ± 0.29	Pass
WW-2867,2868	8/12/2020	H-3	169 ± 85	219 ± 86	194 ± 61	Pass
VE-2842,2843	8/12/2020	K-40	3.18 ± 0.30	3.14 ± 0.37	3.16 ± 0.24	Pass
F-2891,2892	8/14/2020	K-40	2.98 ± 0.39	2.82 ± 0.35	2.90 ± 0.26	Pass
VE-2954,2955	8/20/2020	Be-7	0.222 ± 0.106	0.283 ± 0.166	0.252 ± 0.099	Pass
VE-2954,2955	8/20/2020	K-40	4.09 ± 0.37	3.75 ± 0.38	3.92 ± 0.27	Pass
DW-20126,20127	8/25/2020	Ra-226	0.90 ± 0.14	0.73 ± 0.12	0.82 ± 0.09	Pass
DW-20126,20127	8/25/2020	Ra-228	1.55 ± 0.52	2.30 ± 0.58	1.93 ± 0.39	Pass
LW-3154,3155	8/26/2020	Gr. Beta	1.43 ± 0.60	1.33 ± 0.55	1.38 ± 0.41	Pass
VE-3084,3085	8/28/2020	Be-7	0.52 ± 0.12	0.48 ± 0.07	0.50 ± 0.07	Pass
VE-3084,3085	8/28/2020	K-40	3.87 ± 0.16	3.36 ± 0.31	3.62 ± 0.17	Pass
SWU-3133,3134	9/1/2020	H-3	107 ± 84	116 ± 84	111 ± 59	Pass
VE-3208,3209	9/8/2020	K-40	5.99 ± 0.43	5.85 ± 0.35	5.92 ± 0.28	Pass
VE-3187,3188	9/8/2020	Be-7	0.50 ± 0.17	0.61 ± 0.23	0.55 ± 0.14	Pass
VE-3187,3188	9/8/2020	K-40	4.64 ± 0.54	4.97 ± 0.45	4.81 ± 0.35	Pass
WW-3427,3428	9/10/2020	H-3	2,321 ± 163	2,323 ± 164	2,322 ± 116	Pass
DW-21033,21034	9/14/2020	Gr. Alpha	1.27 ± 0.79	0.94 ± 0.75	1.11 ± 0.54	Pass
DW-21033,21034	9/14/2020	Gr. Beta	1.02 ± 0.60	1.01 ± 0.59	1.02 ± 0.42	Pass
SG-3265,3266	9/14/2020	Pb-214	11.8 ± 0.49	10.4 ± 0.57	11.1 ± 0.38	Pass
SG-3265,3266	9/14/2020	Ac-228	18.8 ± 1.27	17.3 ± 1.36	18.0 ± 0.93	Pass
SG-3265,3266	9/14/2020	Gr. Alpha	28.0 ± 4.6	33.5 ± 4.9	30.8 ± 3.4	Pass
SG-3265,3266	9/14/2020	Gr. Beta	42.1 ± 2.8	44.5 ± 3.0	43.3 ± 2.1	Pass
VE-3315,3316	9/15/2020	Be-7	0.25 ± 0.10	0.28 ± 0.16	0.27 ± 0.09	Pass
VE-3315,3316	9/15/2020	K-40	5.48 ± 0.34	5.16 ± 0.36	5.32 ± 0.25	Pass
WW-3339,3340	9/16/2020	H-3	196 ± 85	199 ± 85	198 ± 60	Pass
CF-3381,3382	9/21/2020	Be-7	0.20 ± 0.10	0.19 ± 0.11	0.20 ± 0.07	Pass
CF-3381,3382	9/21/2020	K-40	5.94 ± 0.30	5.72 ± 0.29	5.83 ± 0.21	Pass
AP-092120A,B	9/21/2020	Gr. Beta	0.043 ± 0.005	0.041 ± 0.005	0.042 ± 0.004	Pass
F-3706,3707	9/26/2020	K-40	1.86 ± 0.35	1.83 ± 0.39	1.84 ± 0.26	Pass
AP-092820A,B	9/28/2020	Gr. Beta	0.021 ± 0.004	0.023 ± 0.004	0.022 ± 0.003	Pass
XW-3620,3621	9/30/2020	Sr-89	11,760 ± 140	12,487 ± 133	12,124 ± 97	Pass
XW-3620,3621	9/30/2020	Sr-90	2,287 ± 45	2,831 ± 50	2,559 ± 34	Pass
XW-3620,3621	9/30/2020	Fe-55	1,623 ± 462	1,833 ± 474	1,728 ± 331	Pass

TABLE A-6. Intralaboratory "Duplicate" Samples

Lab Code <sup>b</sup>	Date	Analysis	Concentration <sup>a</sup>		Averaged Result	Acceptance
			First Result	Second Result		
SW-3515,3516	10/1/2020	H-3	154 ± 86	111 ± 84	133 ± 60	Pass
DW-20141,20142	10/1/2020	Ra-226	1.34 ± 0.16	1.39 ± 0.16	1.37 ± 0.11	Pass
DW-20141,20142	10/1/2020	Ra-228	1.74 ± 0.62	2.09 ± 0.64	1.92 ± 0.45	Pass
SW-3536,3537	10/5/2020	H-3	376 ± 97	378 ± 97	377 ± 68	Pass
WW-3727,3728	10/8/2020	H-3	152 ± 82	190 ± 84	171 ± 59	Pass
VE-3748,3749	10/12/2020	K-40	3.07 ± 0.25	2.88 ± 0.26	2.98 ± 0.18	Pass
VE-3769,3770	10/12/2020	Be-7	0.80 ± 0.31	0.51 ± 0.15	0.66 ± 0.17	Pass
VE-3769,3770	10/12/2020	K-40	5.69 ± 0.61	5.79 ± 0.39	5.74 ± 0.36	Pass
WW-4092,4093	10/13/2020	H-3	6,484 ± 252	6,275 ± 248	6,380 ± 177	Pass
WW-3838,3839	10/14/2020	H-3	313 ± 90	263 ± 88	288 ± 63	Pass
WW-4394,4395	11/3/2020	H-3	161 ± 83	199 ± 85	180 ± 60	Pass
WW-4587,4588	11/4/2020	H-3	6,468 ± 252	6,638 ± 255	6,553 ± 179	Pass
WW-4524,4525	11/5/2020	H-3	160 ± 86	131 ± 84	145 ± 60	Pass
VE-4415,4416	11/24/2020	Be-7	0.28 ± 0.08	0.22 ± 0.07	0.25 ± 0.05	Pass
VE-4415,4416	11/24/2020	K-40	2.25 ± 0.21	2.20 ± 0.19	2.23 ± 0.14	Pass
AP-4845,4846	12/31/2020	Be-7	0.07 ± 0.01	0.06 ± 0.02	0.06 ± 0.01	Pass

Note: Duplicate analyses are performed on every twentieth sample received. Results are not listed for those analyses with activities that measure below the LLD.

<sup>a</sup> Results are reported in units of pCi/L, except for air filters (pCi/Filter or pCi/m<sup>3</sup>), food products, vegetation, soil and sediment (pCi/g).

<sup>b</sup> AP (Air Particulate), AV (Aquatic Vegetation), BS (Bottom Sediment), CF (Cattle Feed), CH (Charcoal Canister), DW (Drinking Water), E (Egg), F (Fish), G (Grass), LW (Lake Water), MI (Milk), P (Precipitation), PM (Powdered Milk), S (Solid), SG (Sludge), SO (Soil), SS (Shoreline Sediment), SW (Surface Water), SWT (Surface Water Treated), SWU (Surface Water Untreated), VE (Vegetation), W (Water), WW (Well Water).

TABLE A-7. Department of Energy's Mixed Analyte Performance Evaluation Program (MAPEP).

Lab Code <sup>b</sup>	Reference Date	Analysis	Laboratory result	Concentration <sup>a</sup>		Acceptance
				Known Activity	Control Limits <sup>c</sup>	
MAAP-664	2/1/2020	Gross Alpha	2.26 ± 0.14	1.24	0.37 - 2.11	Fail <sup>d</sup>
MAAP-664	2/1/2020	Gross Beta	2.40 ± 0.07	2.00	1.00 - 3.00	Pass
MAW-536	2/1/2020	Gross Alpha	0.86 ± 0.06	1.03	0.31 - 1.75	Pass
MAW-536	2/1/2020	Gross Beta	3.79 ± 0.07	4.24	2.12 - 6.36	Pass
MASO-662	2/1/2020	Cs-134	955 ± 9	1114	780 - 1448	Pass
MASO-662	2/1/2020	Cs-137	1089 ± 12	1020	714 - 1326	Pass
MASO-662	2/1/2020	Co-57	1106 ± 8	1071	750 - 1392	Pass
MASO-662	2/1/2020	Co-60	0.33 ± 1.26	0	NA <sup>c</sup>	Pass
MASO-662	2/1/2020	Mn-54	1022 ± 27	945	662 - 1229	Pass
MASO-662	2/1/2020	Zn-65	842 ± 17	751	526 - 976	Pass
MASO-662	2/1/2020	K-40	710 ± 42	625	438 - 813	Pass
MAW-534	2/1/2020	I-129	0.81 ± 0.09	1.001	0.701 - 1.301	Pass
MAW-599	2/1/2020	H-3	202 ± 9	196	137 - 255	Pass
MAW-599	2/1/2020	Am-241	0.41 ± 0.09	0.547	0.383 - 0.711	Pass
MAW-599	2/1/2020	Cs-134	16.1 ± 0.3	18.5	13.0 - 24.1	Pass
MAW-599	2/1/2020	Cs-137	11.5 ± 0.4	11.3	7.9 - 14.7	Pass
MAW-599	2/1/2020	Co-57	20.0 ± 0.30	19.7	13.8 - 25.6	Pass
MAW-599	2/1/2020	Co-60	10.6 ± 0.2	10.6	7.4 - 13.8	Pass
MAW-599	2/1/2020	Mn-54	20.5 ± 0.4	19.6	13.7 - 25.5	Pass
MAW-599	2/1/2020	Zn-65	24.1 ± 0.70	22.2	15.5 - 28.9	Pass
MAW-599	2/1/2020	K-40	0.57 ± 1.54	0	NA <sup>c</sup>	Pass
MAW-599	2/1/2020	Fe-55	13.3 ± 12.2	17.8	12.5 - 23.1	Pass
MAW-599	2/1/2020	Ni-63	9.72 ± 0.43	11.1	7.8 - 14.4	Pass
MAW-599	2/1/2020	Sr-90	0.07 ± 0.18	0	NA <sup>c</sup>	Pass
MAW-599	2/1/2020	Tc-99	3.41 ± 0.31	3.63	2.54 - 4.72	Pass
MAW-599	2/1/2020	Ra-226	0.56 ± 0.06	0.365	0.256 - 0.475	Fail <sup>e</sup>
MAW-599	2/1/2020	Pu-238	0.69 ± 0.08	0.94	0.66 - 1.22	Pass
MAW-599	2/1/2020	Pu-239/240	0.48 ± 0.07	0.737	0.516 - 0.958	Fail <sup>f</sup>
MAW-599	2/1/2020	U-234	1.04 ± 0.08	0.97	0.68 - 1.26	Pass
MAW-599	2/1/2020	U-238	1.02 ± 0.08	0.95	0.67 - 1.24	Pass



TABLE A-7. Department of Energy's Mixed Analyte Performance Evaluation Program (MAPEP).

Lab Code <sup>b</sup>	Reference Date	Analysis	Laboratory result	Concentration <sup>a</sup>		Acceptance
				Known Activity	Control Limits <sup>c</sup>	
MAVE-668	2/1/2020	Cs-134	3.51 ± 0.22	3.82	2.67 - 4.97	Pass
MAVE-668	2/1/2020	Cs-137	3.04 ± 0.18	2.77	1.94 - 3.60	Pass
MAVE-668	2/1/2020	Co-57	0.02 ± 0.03	0	NA <sup>c</sup>	Pass
MAVE-668	2/1/2020	Co-60	2.92 ± 0.08	2.79	1.95 - 3.63	Pass
MAVE-668	2/1/2020	Mn-54	5.16 ± 0.14	4.58	3.21 - 5.95	Pass
MAVE-668	2/1/2020	Zn-65	4.36 ± 0.16	3.79	2.65 - 4.93	Pass
MAW-689	2/1/2020	Ra-226	172 ± 1	189	132 - 246	Pass
MAW-689	2/1/2020	Ra-228	65 ± 1	75	53 - 98	Pass
MAAP-3181	8/1/2020	Gross Alpha	0.45 ± 0.06	0.528	0.158 - 0.898	Pass
MAAP-3181	8/1/2020	Gross Beta	0.97 ± 0.04	0.915	0.458 - 1.373	Pass
MADW-3101	8/1/2020	Gross Alpha	0.57 ± 0.04	0.62	0.19 - 1.05	Pass
MADW-3101	8/1/2020	Gross Beta	0.75 ± 0.04	0.83	0.42 - 1.25	Pass
MASO-3179	8/1/2020	Cs-134	599 ± 7	710	497 - 923	Pass
MASO-3179	8/1/2020	Cs-137	3.33 ± 4.81	0	NA <sup>c</sup>	Pass
MASO-3179	8/1/2020	Co-57	1145 ± 8	1100	770 - 1430	Pass
MASO-3179	8/1/2020	Co-60	965 ± 9	1000	700 - 1300	Pass
MASO-3179	8/1/2020	Mn-54	651 ± 11	610	427 - 793	Pass
MASO-3179	8/1/2020	Zn-65	524 ± 14	470	329 - 611	Pass
MASO-3179	8/1/2020	K-40	684 ± 58	622	435 - 809	Pass
MAW-3175	8/1/2020	Cs-134	13.9 ± 0.3	15.2	10.6 - 19.8	Pass
MAW-3175	8/1/2020	Cs-137	15.4 ± 0.4	14.3	10.0 - 18.6	Pass
MAW-3175	8/1/2020	Co-57	0.10 ± 0.16	0	NA <sup>c</sup>	Pass
MAW-3175	8/1/2020	Co-60	12.5 ± 0.3	12.2	8.5 - 15.9	Pass
MAW-3175	8/1/2020	Mn-54	0.07 ± 0.17	0	NA <sup>c</sup>	Pass
MAW-3175	8/1/2020	Zn-65	18.3 ± 0.6	16.9	11.8 - 22.0	Pass
MAW-3175	8/1/2020	K-40	1.06 ± 1.65	0	NA <sup>c</sup>	Pass

TABLE A-7. Department of Energy's Mixed Analyte Performance Evaluation Program (MAPEP).

Lab Code <sup>b</sup>	Reference Date	Analysis	Laboratory result	Concentration <sup>a</sup>		Acceptance
				Known Activity	Control Limits <sup>c</sup>	
MAAP-3177	8/1/2020	Cs-134	1.28 ± 0.05	1.83	1.28 - 2.38	Fail <sup>g</sup>
MAAP-3177	8/1/2020	Cs-137	0.981 ± 0.068	0.996	0.697 - 1.295	Pass
MAAP-3177	8/1/2020	Co-57	0.020 ± 0.027	0	NA <sup>c</sup>	Pass
MAAP-3177	8/1/2020	Co-60	1.57 ± 0.06	1.73	1.21 - 2.25	Pass
MAAP-3177	8/1/2020	Mn-54	0.751 ± 0.077	1.400	0.98 - 1.82	Fail <sup>h</sup>
MAAP-3177	8/1/2020	Zn-65	2.07 ± 0.15	2.00	1.40 - 2.60	Pass
MAVE-3185	8/1/2020	Cs-134	4.73 ± 0.10	4.94	3.46 - 6.42	Pass
MAVE-3185	8/1/2020	Cs-137	0.03 ± 0.06	0	NA <sup>c</sup>	Pass
MAVE-3185	8/1/2020	Co-57	7.83 ± 0.12	6.67	4.67 - 8.67	Pass
MAVE-3185	8/1/2020	Co-60	4.41 ± 0.10	4.13	2.89 - 5.37	Pass
MAVE-3185	8/1/2020	Mn-54	6.52 ± 0.18	5.84	4.09 - 7.59	Pass
MAVE-3185	8/1/2020	Zn-65	7.26 ± 0.19	6.38	4.47 - 8.29	Pass

<sup>a</sup> Results are reported in units of Bq/kg (soil), Bq/L (water) or Bq/total sample (filters, vegetation).

<sup>b</sup> Laboratory codes as follows: MAW (water), MADW (water), MAAP (air filter), MASO (soil) and MAVE (vegetation).

<sup>c</sup> MAPEP results are presented as the known values and expected laboratory precision (1 sigma, 1 determination) and control limits as defined by the MAPEP. A known value of "zero" indicates an analysis was included in the testing series as a "false positive". MAPEP does not provide control limits.

<sup>d</sup> The lab utilized a MAPEP specific gross alpha/beta filter calibration as discussed in the MAPEP test instructions for MAAP-664. Using the MAPEP specific calibration for MAAP-664 caused the bias to shift from low to high. The subsequent MAPEP study result was acceptable. See Lab code MAAP-3101 (reference date 8/1/2020).

<sup>e</sup> An investigation of the Radium-226 failure was inconclusive. Subsequent Ra-226 PT analyses were satisfactory. See ERA RAD-121 and RAD-122 studies Table A-1 and NY ELAP shipment 437R Table A-2.

<sup>f</sup> Analysis was repeated in duplicate with acceptable results: Pu-238 (0.97 & 1.10 Bq/Kg); Pu-239 (0.83 & 0.83 Bq/Kg). The cause of the failure could not be determined.

<sup>g</sup> Lab result barely missed lower control limit.

<sup>h</sup> A data transcription error resulted in an erroneous reported value. The actual result (1.36 ± 0.08 Bq/L) passes.

TABLE A-8. Interlaboratory Comparison Crosscheck Program, Environmental Resource Associates (ERA)<sup>a</sup>.

MRAD-30 Study						
Lab Code <sup>b</sup>	Date	Analysis	Concentration <sup>a</sup>		Control Limits <sup>d</sup>	Acceptance
			Laboratory Result	ERA Value <sup>c</sup>		
ERAP-769	3/16/2020	Am-241	71.0	74.7	53.3 - 99.6	Pass
ERAP-769	3/16/2020	Cs-134	1210	1390	902 - 1700	Pass
ERAP-769	3/16/2020	Cs-137	393	351	288 - 460	Pass
ERAP-769	3/16/2020	Co-60	450.0	422.0	359.0 - 536	Pass
ERAP-769	3/16/2020	Fe-55	1200	1260	460 - 2010	Pass
ERAP-769	3/16/2020	Mn-54	< 2.4	< 50.0	0.00 - 50.0	Pass
ERAP-769	3/16/2020	Zn-65	856	694	569 - 1060	Pass
ERAP-769	3/16/2020	Pu-238	31.4	28.0	21.1 - 34.4	Pass
ERAP-769	3/16/2020	Pu-239	43.9	40.1	30.0 - 48.4	Pass
ERAP-769	3/16/2020	Sr-90	190	175	111 - 238	Pass
ERAP-769	3/16/2020	U-234	56.7	56.2	41.7 - 65.9	Pass
ERAP-769	3/16/2020	U-238	57.0	55.7	42.1 - 66.5	Pass
ERAP-771	3/16/2020	Gross Alpha	33.4	29.3	15.3 - 48.3	Pass
ERAP-771	3/16/2020	Gross Beta	68.3	66.4	40.3 - 100	Pass

<sup>a</sup> Results obtained by Environmental, Inc., Midwest Laboratory (EIML) as a participant in the crosscheck program for proficiency testing administered by Environmental Resource Associates, serving as a replacement for studies conducted previously by the Environmental Measurements Laboratory Quality Assessment Program (EML).

<sup>b</sup> Laboratory code ERAP (air filter). Results are reported in units of (pCi/Filter).

<sup>c</sup> The ERA Assigned values for the air filter standards are equal to 100% of the parameter present in the standard as determined by the gravimetric and/or volumetric measurements made during standard preparation as applicable.

<sup>d</sup> The acceptance limits are established per the guidelines contained in the Department of Energy (DOE) report EML-564, Analysis of Environmental Measurements Laboratory (EML) Quality Assessment Program (QAP) Data Determination of Operational Criteria and Control Limits for Performance Evaluation Purposes or ERA's SOP for the generation of Performance Acceptance Limits.



APPENDIX B

DATA REPORTING CONVENTIONS

## Data Reporting Conventions

- 1.0. All activities, except gross alpha and gross beta, are decay corrected to collection time or the end of the collection period.

### 2.0. Single Measurements

Each single measurement is reported as follows:  $x \pm s$   
where:  $x$  = value of the measurement;  
 $s = 2\sigma$  counting uncertainty (corresponding to the 95% confidence level).

In cases where the activity is less than the lower limit of detection  $L$ , it is reported as:  $< L$ ,  
where  $L$  = the lower limit of detection based on  $4.66\sigma$  uncertainty for a background sample.

### 3.0. Duplicate analyses

If duplicate analyses are reported, the convention is as follows. :

- 3.1. Individual results: For two analysis results;  $x_1 \pm s_1$  and  $x_2 \pm s_2$   
Reported result:  $x \pm s$ ; where  $x = (1/2)(x_1 + x_2)$  and  $s = (1/2) \sqrt{s_1^2 + s_2^2}$
- 3.2. Individual results:  $< L_1, < L_2$  Reported result:  $< L$ , where  $L$  = lower of  $L_1$  and  $L_2$
- 3.3. Individual results:  $x \pm s, < L$  Reported result:  $x \pm s$  if  $x \geq L$ ;  $< L$  otherwise.

### 4.0. Computation of Averages and Standard Deviations

- 4.1 Averages and standard deviations listed in the tables are computed from all of the individual measurements over the period averaged; for example, an annual standard deviation would not be the average of quarterly standard deviations. The average  $\bar{x}$  and standard deviation "s" of a set of  $n$  numbers  $x_1, x_2, \dots, x_n$  are defined as follows:

$$\bar{x} = \frac{1}{n} \sum x \qquad s = \sqrt{\frac{\sum (x - \bar{x})^2}{n-1}}$$

- 4.2 Values below the highest lower limit of detection are not included in the average.
- 4.3 If all values in the averaging group are less than the highest LLD, the highest LLD is reported.
- 4.4 If all but one of the values are less than the highest LLD, the single value  $x$  and associated two sigma error is reported.
- 4.5 In rounding off, the following rules are followed:
- 4.5.1. If the number following those to be retained is less than 5, the number is dropped, and the retained numbers are kept unchanged. As an example, 11.443 is rounded off to 11.44.
- 4.5.2. If the number following those to be retained is equal to or greater than 5, the number is dropped and the last retained number is raised by 1. As an example, 11.445 is rounded off to 11.45.

POINT BEACH NUCLEAR PLANT

APPENDIX C

Sampling Program and Locations



POINT BEACH NUCLEAR PLANT

Sample Type	Locations		Collection Type (and Frequency) <sup>b</sup>	Analysis (and Frequency) <sup>b</sup>
	No.	Codes (and Type) <sup>a</sup>		
Airborne Filters	6	E-1-4, 8, 20	Weekly	GB, GS, on QC for each location
Airborne Iodine	6	E-1-4, 8, 20	Weekly	I-131
Ambient Radiation (TLD's)	22	E-1-9, 12, 14-18, 20, 22-32, 34-36, 38,39	Quarterly	Ambient Gamma
Lake Water	5	E-1, 5, 6, 33	Monthly	GB, GS, I-131 on MC H-3, Sr-89-90 on QC
Well Water	1	E-10	Quarterly	GB, GS, H-3, Sr-89-90, I-131
Vegetation	8	E-1-4, 6, 20	2x / year as available	GS
Shoreline Silt	5	E-1, 5, 6	Annual	GS
Soil	8	E-1-4, 6, 20	Annual	GS
Milk	3	E-11, 40, 21	Monthly	GS, I-131, Sr-89-90
Fish	1	E-13	2x / year as available	GS (in edible portions)

<sup>a</sup> Locations codes are defined in Table 2. Control Stations are indicated by (C). All other stations are indicators.

<sup>b</sup> Analysis type is coded as follows: GB = gross beta, GA = gross alpha, GS = gamma spectroscopy, H-3 = tritium, Sr-89 = strontium-89, Sr-90 = strontium-90, I-131 = iodine-131. Analysis frequency is coded as follows:  
MC = monthly composite, QC = quarterly composite.

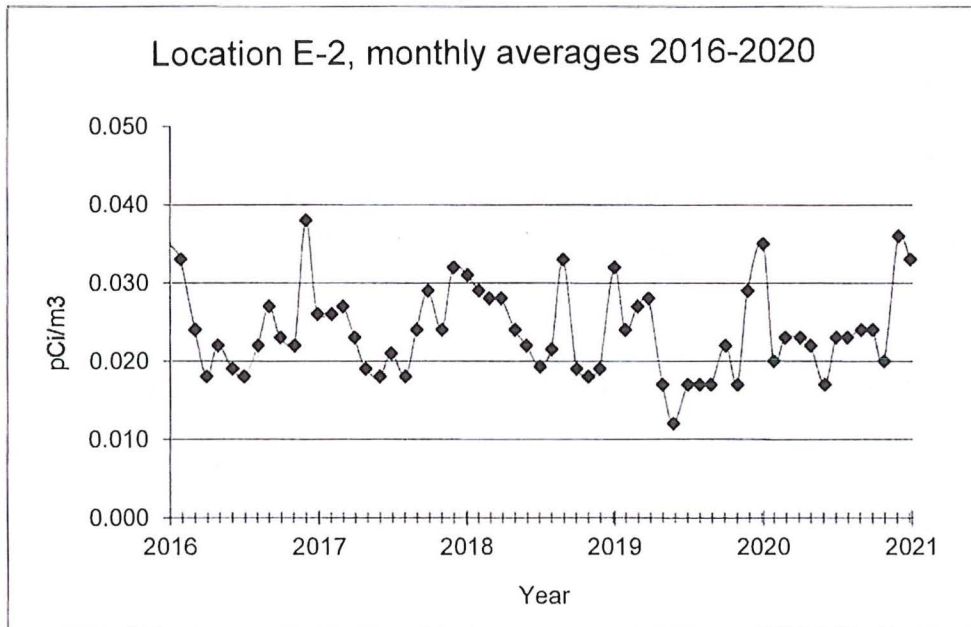
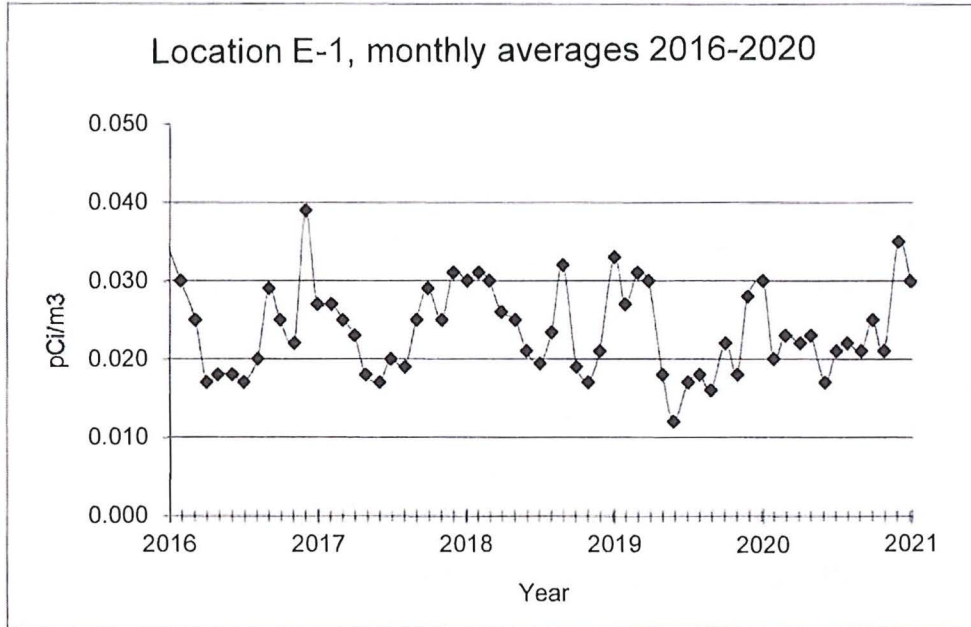
POINT BEACH NUCLEAR PLANT

APPENDIX D

Graphs of Data Trends

POINT BEACH

Air Particulates - Gross Beta

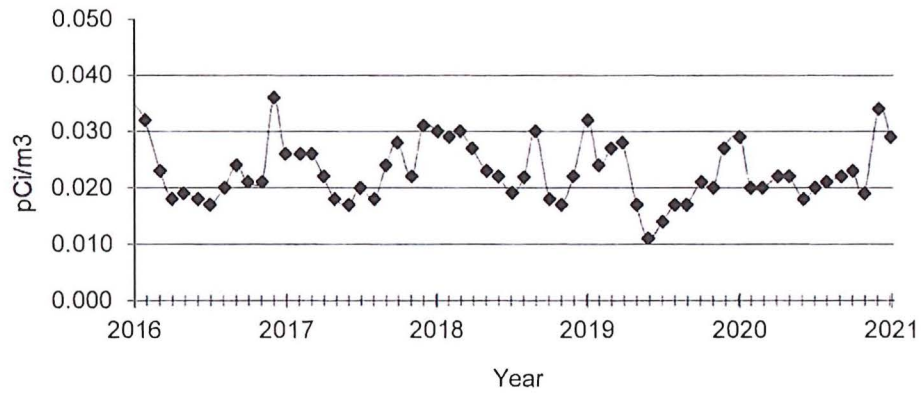




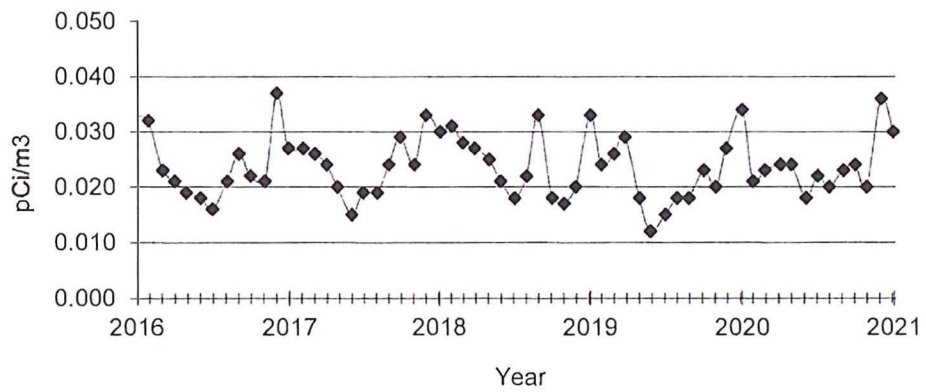
POINT BEACH

Air Particulates - Gross Beta

Location E-3, monthly averages 2016-2020



Location E-4, monthly averages 2016-2020



## Air Particulates - Gross Beta

The graph displays the monthly variation of pCl/m³ in the atmosphere of the city of Murcia from 2016 to 2021. The y-axis represents pCl/m³, ranging from 0.000 to 0.050 in increments of 0.010. The x-axis represents the year, from 2016 to 2021. The data shows a fluctuating trend with a general peak in late 2016 and late 2021, and a notable dip in early 2019.

Year	Month	pCl/m³
2016	1	0.033
2016	2	0.023
2016	3	0.018
2016	4	0.017
2016	5	0.018
2016	6	0.020
2016	7	0.025
2016	8	0.022
2016	9	0.020
2016	10	0.037
2016	11	0.025
2016	12	0.026
2017	1	0.026
2017	2	0.022
2017	3	0.016
2017	4	0.018
2017	5	0.018
2017	6	0.023
2017	7	0.028
2017	8	0.025
2017	9	0.030
2017	10	0.027
2017	11	0.029
2017	12	0.030
2018	1	0.027
2018	2	0.025
2018	3	0.023
2018	4	0.022
2018	5	0.018
2018	6	0.022
2018	7	0.030
2018	8	0.017
2018	9	0.018
2018	10	0.030
2018	11	0.025
2018	12	0.028
2019	1	0.025
2019	2	0.028
2019	3	0.029
2019	4	0.015
2019	5	0.011
2019	6	0.016
2019	7	0.019
2019	8	0.017
2019	9	0.021
2019	10	0.027
2019	11	0.031
2019	12	0.021
2020	1	0.025
2020	2	0.023
2020	3	0.023
2020	4	0.016
2020	5	0.020
2020	6	0.023
2020	7	0.024
2020	8	0.023
2020	9	0.024
2020	10	0.023
2020	11	0.035
2020	12	0.029

The graph displays the variation of pCi/m³ concentration over time from 2016 to 2021. The y-axis represents the concentration in pCi/m³, ranging from 0.000 to 0.050. The x-axis represents the year, from 2016 to 2021. The concentration fluctuates significantly, with peaks around 0.038 pCi/m³ in late 2016 and late 2020, and a notable dip to 0.012 pCi/m³ in early 2019.

POINT BEACH NUCLEAR PLANT

APPENDIX E  
Supplemental Analyses



POINT BEACH NUCLEAR PLANT

Facade Wells

Units: = pCi/L

Gamma isotopic analysis

Location	GW-09 1Z-361A		GW-09 1Z-361B		GW-10 2Z-361A		GW-10 2Z-361B	
Collection Date	02-04-20		02-04-20		02-04-20			
Lab Code	EWV- 437	MDC	EWV- 438	MDC	EWV- 439	MDC	EWV- 440	MDC
Be-7	18.1 ± 12.2	< 28.5	-1.8 ± 21.6	< 44.8	3.3 ± 15.3	< 36.7	-13.6 ± 33.3	< 66.1
Mn-54	-0.4 ± 1.6	< 2.7	-0.5 ± 2.7	< 3.8	0.4 ± 1.6	< 2.4	2.2 ± 4.3	< 9.3
Fe-59	3.9 ± 2.9	< 6.9	-1.3 ± 5.1	< 8.3	-1.4 ± 3.4	< 7.4	-5.1 ± 7.7	< 9.8
Co-58	-0.1 ± 1.7	< 3.5	0.3 ± 2.7	< 5.0	-0.3 ± 1.7	< 3.3	3.9 ± 4.3	< 9.1
Co-60	-1.5 ± 2.0	< 2.2	-0.1 ± 2.9	< 4.0	0.9 ± 2.3	< 3.8	3.1 ± 4.9	< 5.4
Zn-65	-0.2 ± 3.0	< 4.9	0.1 ± 5.1	< 7.8	2.8 ± 4.2	< 6.5	-12.5 ± 8.6	< 4.0
Zr-Nb-95	-0.9 ± 2.0	< 4.9	-2.9 ± 2.9	< 5.8	-1.3 ± 1.9	< 3.7	-1.7 ± 4.0	< 6.3
Cs-134	-0.3 ± 1.5	< 2.9	-3.5 ± 2.6	< 4.9	-0.1 ± 1.5	< 3.5	-0.4 ± 3.5	< 7.1
Cs-137	-1.3 ± 1.9	< 2.8	3.0 ± 2.9	< 5.4	0.4 ± 1.8	< 3.4	1.4 ± 3.7	< 6.9
Ba-La-140	-11.9 ± 5.2	< 11.9	-4.0 ± 3.6	< 12.3	-1.3 ± 2.4	< 7.6	-3.6 ± 4.4	< 13.3
Location	GW-09 1Z-361A		GW-09 1Z-361B		GW-10 2Z-361A		GW-10 2Z-361B	
Collection Date	06-09-20		06-09-20		06-09-20		06-09-20	
Lab Code	EWV- 3066	MDC	EWV- 3067	MDC	EWV- 3068	MDC	EWV- 3069	MDC
Be-7	19.6 ± 10.7	< 56.3	3.6 ± 9.3	< 60.9	13.5 ± 14.3	< 74.7	-8.8 ± 9.3	< 64.0
Mn-54	1.5 ± 1.3	< 2.8	0.2 ± 1.2	< 2.5	-1.7 ± 1.9	< 3.8	0.9 ± 1.3	< 3.0
Fe-59	-2.2 ± 2.6	< 18.0	-7.6 ± 2.4	< 16.4	-11.2 ± 3.4	< 13.2	-4.5 ± 2.4	< 16.8
Co-58	-1.0 ± 1.2	< 3.8	0.9 ± 1.2	< 5.5	2.9 ± 1.8	< 5.7	1.6 ± 1.2	< 4.6
Co-60	0.5 ± 1.3	< 2.5	-0.3 ± 1.3	< 2.0	1.9 ± 1.8	< 3.5	0.4 ± 1.3	< 2.5
Zn-65	-2.1 ± 2.9	< 5.7	-1.1 ± 2.3	< 6.0	-2.6 ± 4.0	< 7.7	1.5 ± 2.3	< 4.7
Zr-Nb-95	-8.9 ± 1.4	< 5.8	-0.9 ± 1.3	< 10.4	-0.3 ± 1.7	< 12.7	-3.9 ± 1.3	< 9.7
Cs-134	-0.6 ± 1.2	< 2.8	-0.6 ± 1.3	< 2.7	-1.7 ± 1.7	< 3.7	0.2 ± 1.2	< 2.5
Cs-137	-0.4 ± 1.5	< 2.4	0.1 ± 1.4	< 2.1	0.0 ± 2.0	< 4.0	0.6 ± 1.4	< 2.9
Ba-La-140	122.9 ± 1.5	< 224.1 <sup>a</sup>	-228.5 ± 1.4	< 177.8 <sup>a</sup>	-216.6 ± 2.2	< 235.9 <sup>a</sup>	-110.3 ± 1.6	< 238.1 <sup>a</sup>

<sup>a</sup> Unable to reach LLD due to small size and late arrival of the sample.

<sup>b</sup> For HTD results see APP F.

Location	GW-09 1Z-361A		GW-09 1Z-361B		GW-10 2Z-361A		GW-10 2Z-361B	
Collection Date	08-21-20		08-21-20		08-21-20		08-21-20	
Lab Code	EWV- 3351	MDC	EWV- 3352	MDC	EWV- 3353	MDC	EWV- 3354	MDC
Be-7	-3.5 ± 12.7	< 32.2	0.7 ± 13.5	< 48.7	-5.5 ± 10.1	< 29.1	1.9 ± 10.5	< 37.7
Mn-54	0.8 ± 1.4	< 3.3	0.4 ± 1.3	< 2.5	-0.4 ± 1.3	< 2.6	0.2 ± 1.3	< 2.2
Fe-59	3.0 ± 2.5	< 7.4	-2.2 ± 2.6	< 7.5	1.5 ± 2.4	< 6.6	1.0 ± 2.4	< 7.8
Co-58	-0.1 ± 1.3	< 2.9	0.9 ± 1.3	< 3.5	-0.6 ± 1.2	< 2.2	-1.2 ± 1.3	< 3.6
Co-60	0.7 ± 1.4	< 1.8	-0.1 ± 1.5	< 3.3	0.2 ± 1.3	< 2.0	-0.6 ± 1.4	< 1.6
Zn-65	0.1 ± 2.9	< 5.7	-3.5 ± 3.1	< 4.8	1.3 ± 2.5	< 5.5	-1.7 ± 2.5	< 4.6
Zr-Nb-95	-3.1 ± 1.4	< 5.6	0.1 ± 1.4	< 5.6	-1.5 ± 1.3	< 3.7	-3.6 ± 1.4	< 5.1
Cs-134	-1.0 ± 1.4	< 2.8	-1.2 ± 1.4	< 2.9	-0.3 ± 1.3	< 2.5	-0.4 ± 1.3	< 2.4
Cs-137	0.8 ± 1.5	< 3.2	-1.0 ± 1.6	< 2.1	0.1 ± 1.5	< 2.7	1.3 ± 1.5	< 3.0
Ba-La-140	-2.0 ± 1.6	< 14.6	-13.9 ± 1.6	< 14.7	1.0 ± 1.4	< 13.3	-2.3 ± 1.2	< 14.3

# POINT BEACH NUCLEAR PLANT

## Facade Wells

Units: = pCi/L

Gamma isotopic analysis

Location	GW-09 1Z-361A		GW-09 1Z-361B		GW-10 2Z-361A		GW-10 2Z-361B	
Collection Date	10-14-20		10-14-20		10-14-20		10-14-20	
Lab Code	EWV- 4247	MDC	EWV- 4248	MDC	EWV- 4249	MDC	EWV- 4250	MDC
Be-7	-0.2 ± 11.4	< 27.9	-13.8 ± 12.1	< 32.7	-22.4 ± 11.7	< 25.5	12.4 ± 9.6	< 31.1
Mn-54	-0.6 ± 1.2	< 1.9	1.1 ± 1.3	< 2.8	0.7 ± 1.2	< 2.5	-2.1 ± 1.2	< 1.8
Fe-59	1.5 ± 2.5	< 7.1	-0.2 ± 2.5	< 8.6	1.3 ± 2.3	< 6.1	-0.7 ± 2.2	< 5.8
Co-58	-0.7 ± 1.1	< 3.0	0.1 ± 1.2	< 2.2	-0.1 ± 1.2	< 3.2	-0.2 ± 1.3	< 2.0
Co-60	-0.1 ± 1.3	< 2.7	0.1 ± 1.4	< 1.9	-0.4 ± 1.3	< 2.5	0.0 ± 1.5	< 2.1
Zn-65	-8.2 ± 3.0	< 4.6	-0.5 ± 2.8	< 5.5	-3.1 ± 3.0	< 4.3	0.3 ± 2.4	< 3.8
Zr-Nb-95	-3.3 ± 1.3	< 4.6	-1.8 ± 1.4	< 4.6	-1.5 ± 1.4	< 4.1	-8.2 ± 1.5	< 4.8
Cs-134	-2.2 ± 1.3	< 2.6	-0.5 ± 1.3	< 2.7	-3.7 ± 1.3	< 2.7	-0.2 ± 1.3	< 2.4
Cs-137	-0.3 ± 1.4	< 2.3	0.8 ± 1.5	< 3.1	1.1 ± 1.3	< 2.5	0.4 ± 1.4	< 2.6
Ba-La-140	-8.4 ± 1.5	< 9.8	-3.9 ± 1.4	< 10.9	-3.1 ± 1.5	< 10.8	-6.8 ± 1.5	< 10.2

# POINT BEACH NUCLEAR PLANT

## Supplemental Analyses

Units: = pCi/L

Gamma isotopic analysis

Location	GW-04		U2FSSDS		GW-04	
Collection Date	01-16-20		01-31-20		02-19-20	
Lab Code	EW- 141	MDC	EW- 435	MDC	EW- 436	MDC
Be-7	9.6 ± 14.3	< 34.0	14.0 ± 23.9	< 59.1	-3.3 ± 19.4	< 36.2
Mn-54	0.4 ± 1.8	< 2.7	-0.2 ± 2.7	< 4.3	1.5 ± 2.2	< 2.9
Fe-59	1.4 ± 3.5	< 7.0	7.4 ± 6.6	< 15.0	-1.9 ± 4.7	< 7.3
Co-58	-0.5 ± 1.8	< 2.0	2.9 ± 2.9	< 7.6	0.8 ± 2.2	< 2.8
Co-60	-0.3 ± 2.0	< 2.9	-0.8 ± 3.5	< 4.5	-0.9 ± 2.3	< 2.4
Zn-65	-0.9 ± 3.0	< 4.8	-7.2 ± 7.2	< 7.6	-2.4 ± 5.4	< 8.7
Zr-Nb-95	-1.3 ± 2.0	< 3.2	3.5 ± 3.4	< 8.7	-3.4 ± 2.8	< 5.2
Cs-134	-0.5 ± 1.6	< 3.8	-0.5 ± 2.8	< 5.9	0.8 ± 1.9	< 3.7
Cs-137	0.3 ± 1.8	< 2.3	-0.9 ± 3.3	< 3.9	-1.2 ± 2.1	< 2.1
Ba-La-140	-1.7 ± 2.2	< 2.3	0.6 ± 2.9	< 9.8	-0.3 ± 2.0	< 4.9
Location	U2FSSDS		E-04		U2FSSDS	
Collection Date	02-29-20		03-24-20		03-31-20	
Lab Code	EW- 796	MDC	EW- 829	MDC	EW- 1066	MDC
Be-7	7.4 ± 16.4	< 43.3	-6.3 ± 19.3	< 22.7	3.4 ± 13.9	< 27.8
Mn-54	0.9 ± 2.2	< 4.1	-1.0 ± 2.1	< 2.5	0.2 ± 1.9	< 3.0
Fe-59	0.3 ± 4.3	< 9.6	-2.6 ± 3.7	< 5.8	-4.5 ± 4.4	< 6.5
Co-58	-1.0 ± 2.1	< 3.8	-0.5 ± 2.2	< 2.6	-2.3 ± 2.1	< 1.9
Co-60	0.9 ± 2.3	< 4.5	-1.9 ± 2.3	< 2.2	1.7 ± 2.7	< 2.8
Zn-65	0.7 ± 4.3	< 8.5	2.4 ± 4.3	< 4.2	0.2 ± 4.4	< 5.1
Zr-Nb-95	-1.8 ± 2.2	< 6.7	1.6 ± 2.3	< 2.2	-0.3 ± 2.3	< 5.0
Cs-134	-2.2 ± 2.3	< 4.4	-1.8 ± 2.3	< 3.9	-0.8 ± 1.8	< 3.6
Cs-137	-1.5 ± 2.5	< 3.6	-0.4 ± 2.4	< 2.3	2.1 ± 2.4	< 4.3
Ba-La-140	-6.5 ± 3.0	< 6.7	0.3 ± 2.3	< 3.6	1.5 ± 1.9	< 7.3
Location	GW-15A,B		GW-04		U2FSSDS	
Collection Date	03-17-20		04-23-20		04-30-20	
Lab Code	EW- 805	MDC	EW- 1281	MDC	EW- 1562	MDC
Be-7	0.9 ± 19.3	< 44.5	-0.9 ± 8.1	< 15.3	1.6 ± 15.1	< 37.4
Mn-54	2.0 ± 2.4	< 3.8	0.3 ± 1.3	< 1.4	0.7 ± 1.9	< 4.1
Fe-59	-1.9 ± 4.1	< 7.4	-3.0 ± 2.3	< 2.7	1.1 ± 3.5	< 7.7
Co-58	-2.1 ± 2.1	< 2.6	0.6 ± 1.4	< 2.1	-0.6 ± 2.0	< 3.4
Co-60	0.9 ± 1.9	< 2.9	0.4 ± 1.3	< 1.6	-0.5 ± 1.8	< 1.9
Zn-65	-3.9 ± 5.1	< 5.6	-0.6 ± 1.9	< 2.0	1.7 ± 4.3	< 5.0
Zr-Nb-95	1.4 ± 2.6	< 4.9	-1.2 ± 1.2	< 2.1	-2.1 ± 2.2	< 3.1
Cs-134	-0.1 ± 2.1	< 4.2	-0.6 ± 1.0	< 2.4	0.8 ± 1.7	< 2.6
Cs-137	2.3 ± 3.1	< 4.8	0.2 ± 1.4	< 2.4	0.6 ± 2.3	< 4.4
Ba-La-140	-1.4 ± 2.7	< 6.2	0.8 ± 1.1	< 2.3	-0.8 ± 2.7	< 13.1

# POINT BEACH NUCLEAR PLANT

## Supplemental Analyses

Units: = pCi/L

Gamma isotopic analysis

Location	GW-15A,B		GW-04		U2FSSDS	
Collection Date	04-23-20		05-21-20		05-31-20	
Lab Code	EW- 1550	MDC	EW- 1688	MDC	EW- 2185	MDC
Be-7	0.4 ± 12.2	< 26.0	11.6 ± 11.5	< 27.4	-5.0 ± 9.5	< 28.1
Mn-54	0.1 ± 1.5	< 2.8	0.6 ± 1.3	< 2.8	0.5 ± 1.3	< 2.7
Fe-59	-6.6 ± 3.2	< 6.3	-0.2 ± 2.2	< 5.2	-0.7 ± 2.3	< 6.7
Co-58	2.3 ± 1.4	< 4.2	-2.4 ± 1.4	< 2.4	1.4 ± 1.2	< 2.9
Co-60	1.2 ± 1.6	< 3.3	2.1 ± 1.6	< 1.8	1.1 ± 1.3	< 2.2
Zn-65	-4.1 ± 3.3	< 5.6	1.2 ± 2.8	< 2.6	-1.3 ± 2.5	< 4.2
Zr-Nb-95	-2.7 ± 1.6	< 4.3	-1.2 ± 1.6	< 3.4	-2.3 ± 1.4	< 4.0
Cs-134	0.5 ± 1.4	< 3.2	1.3 ± 1.5	< 2.7	0.5 ± 1.3	< 2.4
Cs-137	0.2 ± 1.7	< 3.1	1.6 ± 1.7	< 3.1	0.4 ± 1.4	< 1.7
Ba-La-140	-18.3 ± 1.5	< 10.4	-6.0 ± 1.7	< 6.2	-9.6 ± 1.5	< 9.3
Location	GW-04		U2FSSDS		GW-04	
Collection Date	06-16-20		06-30-20		07-16-20	
Lab Code	EW- 2035	MDC	EW- 2554	MDC	EW- 2485	MDC
Be-7	-3.2 ± 23.1	< 37.9	-1.1 ± 9.1	< 21.5	5.5 ± 19.0	< 43.7
Mn-54	-3.7 ± 3.4	< 3.5	1.2 ± 1.2	< 2.3	0.9 ± 2.2	< 4.3
Fe-59	-1.1 ± 6.4	< 11.4	-2.8 ± 2.4	< 4.2	-0.2 ± 3.9	< 5.2
Co-58	-1.9 ± 3.3	< 3.4	-1.3 ± 1.2	< 3.1	-1.0 ± 2.3	< 4.0
Co-60	-6.6 ± 4.0	< 3.9	1.1 ± 1.2	< 2.3	1.1 ± 2.1	< 2.9
Zn-65	-8.5 ± 7.8	< 13.0	0.2 ± 2.3	< 4.5	-10.8 ± 5.1	< 6.9
Zr-Nb-95	-13.7 ± 4.3	< 7.7	-1.4 ± 1.3	< 2.2	-5.0 ± 2.8	< 5.2
Cs-134	-2.7 ± 2.8	< 5.3	0.6 ± 1.2	< 2.4	-9.5 ± 3.0	< 4.4
Cs-137	-3.3 ± 3.2	< 3.6	0.3 ± 1.4	< 2.1	-0.4 ± 2.4	< 4.0
Ba-La-140	-0.5 ± 3.7	< 8.0	-5.3 ± 4.0	< 8.0	-2.5 ± 2.4	< 5.9
Location	GW-15A,B		U2FSSDS		GW-04	
Collection Date	07-21-20		07-31-20		08-20-20	
Lab Code	EW- 2633	MDC	EW- 2744	MDC	EW- 2988	MDC
Be-7	-0.4 ± 12.6	< 25.6	0.6 ± 12.6	< 23.5	2.7 ± 16.2	< 43.1
Mn-54	0.8 ± 1.6	< 3.6	-0.7 ± 1.5	< 2.8	-0.1 ± 1.9	< 2.9
Fe-59	-0.4 ± 3.2	< 6.5	0.5 ± 2.5	< 5.0	-1.5 ± 3.5	< 4.6
Co-58	0.9 ± 1.5	< 3.4	0.3 ± 1.4	< 2.7	-1.5 ± 1.7	< 2.2
Co-60	-1.0 ± 1.7	< 2.0	-0.5 ± 1.5	< 1.3	1.2 ± 1.9	< 1.4
Zn-65	2.2 ± 3.2	< 5.4	-1.4 ± 2.6	< 2.3	-2.2 ± 3.4	< 3.0
Zr-Nb-95	0.4 ± 1.5	< 2.9	0.7 ± 1.5	< 3.1	0.8 ± 2.1	< 5.6
Cs-134	-0.5 ± 1.5	< 3.0	-1.9 ± 1.5	< 2.7	-0.8 ± 1.6	< 3.4
Cs-137	0.9 ± 1.7	< 3.6	-0.2 ± 1.6	< 1.8	0.5 ± 2.2	< 2.6
Ba-La-140	-2.2 ± 1.9	< 5.0	-1.3 ± 1.5	< 3.5	0.5 ± 1.5	< 6.0



# POINT BEACH NUCLEAR PLANT

## Supplemental Analyses

Units: = pCi/L

Gamma isotopic analysis

Location	U2FSSDS		GW-04		U2FSSDS	
Collection Date	08-31-20		09-16-20		09-30-20	
Lab Code	EW- 3638	MDC	EW- 3343	MDC	EW- 3639	MDC
Be-7	5.9 ± 8.8	< 34.3	2.7 ± 15.3	< 43.7	12.1 ± 29.2	< 38.3
Mn-54	-0.1 ± 1.1	< 2.5	1.2 ± 1.5	< 2.5	0.7 ± 3.6	< 6.8
Fe-59	-1.7 ± 2.1	< 6.6	-2.9 ± 3.2	< 4.7	-7.0 ± 7.9	< 8.9
Co-58	0.3 ± 1.1	< 2.9	-0.1 ± 1.9	< 2.2	0.2 ± 3.4	< 5.3
Co-60	1.0 ± 1.3	< 2.5	-1.3 ± 2.0	< 2.4	-2.6 ± 4.6	< 4.4
Zn-65	0.1 ± 2.2	< 4.9	-2.6 ± 3.4	< 3.8	4.1 ± 7.4	< 9.2
Zr-Nb-95	-1.5 ± 1.2	< 5.1	-2.4 ± 1.7	< 3.0	1.0 ± 3.6	< 7.2
Cs-134	0.1 ± 1.2	< 2.1	0.5 ± 1.8	< 3.3	-3.3 ± 3.4	< 7.3
Cs-137	-0.5 ± 1.3	< 1.8	0.7 ± 2.1	< 2.8	4.2 ± 4.2	< 6.7
Ba-La-140	-7.1 ± 1.3	< 11.0	-1.0 ± 1.9	< 6.3	3.7 ± 3.7	< 7.6
Location	MH Z-065A		MH Z-065B		MH Z-066A	
Collection Date	09-22-20		09-22-20		09-22-20	
Lab Code	EW- 3647	MDC	EW- 3648 <sup>a</sup>	MDC	EW- 3649	MDC
Sr-90	5.73 ± 2.5	< 4.2	0.81 ± 2.0	< 4.2	0.76 ± 1.7	< 3.6
Be-7	-13.0 ± 18.7	< 49.1	-17.9 ± 27.7	< 61.1	4.5 ± 16.9	< 44.6
Mn-54	1.1 ± 2.1	< 4.7	-1.2 ± 3.6	< 6.9	1.2 ± 1.7	< 3.6
Fe-59	-3.3 ± 4.1	< 6.3	-4.2 ± 6.3	< 8.5	-2.0 ± 3.9	< 8.1
Co-58	2.1 ± 2.0	< 5.6	4.7 ± 3.4	< 8.1	-0.3 ± 1.7	< 3.8
Co-60	2.1 ± 2.2	< 4.3	1.2 ± 3.8	< 7.1	1.3 ± 1.8	< 3.5
Zn-65	-15.3 ± 5.4	< 6.3	-1.9 ± 7.6	< 16.0	-3.1 ± 4.3	< 7.1
Zr-Nb-95	-3.4 ± 2.2	< 8.1	-3.0 ± 3.9	< 12.1	-4.3 ± 2.0	< 5.0
Cs-134	-4.1 ± 2.2	< 4.6	-4.5 ± 3.6	< 6.5	-2.2 ± 1.9	< 3.9
Cs-137	-2.6 ± 2.3	< 2.7	-1.9 ± 4.2	< 7.4	-0.8 ± 2.1	< 3.9
Ba-La-140	-13.1 ± 2.6	< 9.8	-6.1 ± 11.9	< 23.8	-3.6 ± 2.1	< 12.7
Location	MH Z-066B		MH Z-066B Suspended solids		MH Z-066C	
Collection Date	09-22-20		09-22-20		09-22-20	
Lab Code	EW- 3650	MDC	EW- 3650S	MDC	EW- 3651	MDC
Sr-90	1.41 ± 2.1	< 4.1			-0.31 ± 1.6	< 3.5
Be-7	-62.0 ± 33.0	< 69.4	19.5 ± 14.4	< 45.4	20.7 ± 21.2	< 65.4
Mn-54	2.6 ± 3.5	< 8.2	1.8 ± 1.5	< 3.8	5.0 ± 2.6	< 5.9
Fe-59	-4.9 ± 7.3	< 19.8	0.3 ± 3.0	< 12.3	3.3 ± 4.6	< 11.9
Co-58	2.0 ± 3.5	< 5.8	-1.5 ± 1.5	< 3.9	-3.8 ± 2.1	< 3.4
Co-60	-3.9 ± 3.9	< 6.0	-0.8 ± 1.9	< 2.9	1.0 ± 2.9	< 5.3
Zn-65	-14.3 ± 8.3	< 11.9	0.3 ± 3.3	< 6.4	-9.0 ± 5.3	< 9.4
Zr-Nb-95	-0.4 ± 3.7	< 11.0	-7.3 ± 1.8	< 7.7	2.3 ± 2.3	< 8.1
Cs-134	-3.4 ± 3.6	< 7.6	0.4 ± 1.6	< 3.1	-1.5 ± 2.3	< 4.9
Cs-137	5.0 ± 3.9	< 6.8	0.2 ± 1.7	< 3.1	-0.2 ± 2.7	< 5.5
Ba-La-140	-2.8 ± 3.9	< 10.5	-13.1 ± 1.9	< 22.4	-18.0 ± 2.9	< 14.9

<sup>a</sup> Unable to reach LLD due to very small sample size and late arrival to the lab. Sample counted between 60K and 80K seconds.

<sup>b</sup> Sr-90 analysis pending.

POINT BEACH NUCLEAR PLANT

Supplemental Analyses

Units: = pCi/L

Gamma isotopic analysis

Location	MH Z-066D		MH Z-067A		MH Z-067B	
Collection Date	09-22-20		09-22-20		09-22-20	
Lab Code	EW- 3652	MDC	EW- 3653	MDC	EW- 3654 <sup>a</sup>	MDC
Sr-90	-0.13 ± 1.5	< 3.2	-0.07 ± 1.5	< 3.2	-0.98 ± 2.1	< 4.9
Be-7	2.6 ± 13.7	< 38.3	-1.1 ± 13.6	< 40.8	-4.6 ± 28.2	< 70.5
Mn-54	0.6 ± 1.8	< 3.8	0.3 ± 1.7	< 3.4	2.5 ± 2.9	< 5.7
Fe-59	-3.7 ± 3.4	< 9.4	-5.3 ± 3.0	< 4.6	6.8 ± 5.6	< 15.7
Co-58	-0.1 ± 1.8	< 4.3	-0.3 ± 1.6	< 2.4	-0.6 ± 2.9	< 7.2
Co-60	-1.0 ± 2.0	< 2.0	-0.3 ± 1.9	< 2.9	1.1 ± 3.1	< 5.7
Zn-65	-0.8 ± 3.8	< 6.8	0.7 ± 3.3	< 7.5	0.2 ± 6.3	< 9.3
Zr-Nb-95	-2.1 ± 1.9	< 4.4	-4.5 ± 1.9	< 6.2	1.4 ± 3.0	< 8.8
Cs-134	-0.6 ± 1.8	< 3.4	-0.5 ± 1.8	< 3.3	-1.6 ± 3.1	< 6.1
Cs-137	0.0 ± 2.0	< 3.2	0.0 ± 1.9	< 3.8	-0.7 ± 3.4	< 5.2
Ba-La-140	-3.2 ± 1.9	< 14.0	5.6 ± 1.9	< 13.5	-8.5 ± 3.3	< 17.1
Location	MH Z-067B		MH Z-067C		MH Z-067C	
	Suspended solids				Suspended solids	
Collection Date	09-22-20		09-22-20		09-22-20	
Lab Code	EW- 3654S	MDC	EW- 3655 <sup>a</sup>	MDC	EW- 3655S	MDC
Sr-90			4.10 ± 4.1	< 7.6		
Be-7	36.6 ± 21.0	< 60.4	-3.6 ± 21.9	< 58.8	-36.2 ± 25.0	< 41.6
Mn-54	0.8 ± 2.5	< 5.6	3.5 ± 2.7	< 5.7	3.3 ± 2.7	< 6.5
Fe-59	3.4 ± 4.2	< 15.1	4.6 ± 4.9	< 13.2	2.0 ± 5.1	< 11.8
Co-58	-1.9 ± 2.3	< 4.6	-0.4 ± 2.8	< 5.7	0.6 ± 2.6	< 4.7
Co-60	-0.1 ± 2.6	< 4.9	-0.4 ± 3.0	< 5.2	-0.1 ± 3.4	< 7.1
Zn-65	-1.3 ± 5.0	< 8.5	-0.1 ± 5.8	< 12.2	-32.5 ± 7.7	< 11.8
Zr-Nb-95	-7.6 ± 2.8	< 9.1	-0.8 ± 3.0	< 8.3	-9.6 ± 3.2	< 11.6
Cs-134	-1.6 ± 2.4	< 4.7	-2.1 ± 2.9	< 5.6	-7.1 ± 2.9	< 6.0
Cs-137	-1.1 ± 2.7	< 4.4	0.7 ± 3.3	< 4.6	-3.0 ± 3.1	< 5.6
Ba-La-140	-6.7 ± 2.9	< 18.7	-1.0 ± 3.2	< 17.8	-10.4 ± 3.6	< 32.4
Location	MH Z-067D		MH Z-068			
Collection Date	09-22-20		09-22-20			
Lab Code	EW- 3656	MDC	EW- 3657 <sup>a</sup>	MDC		
Sr-90	0.74 ± 1.6	< 3.2	0.22 ± 1.5	< 3.2		
Be-7	-8.3 ± 17.7	< 46.9	-4.0 ± 23.1	< 56.3		
Mn-54	1.5 ± 2.0	< 4.4	2.6 ± 3.0	< 6.3		
Fe-59	-0.7 ± 3.9	< 10.0	0.0 ± 5.1	< 13.8		
Co-58	-1.5 ± 1.8	< 3.4	1.0 ± 2.9	< 7.7		
Co-60	-0.7 ± 2.0	< 4.2	0.2 ± 3.2	< 5.6		
Zn-65	-12.2 ± 4.7	< 7.4	-5.2 ± 6.1	< 10.4		
Zr-Nb-95	-1.4 ± 2.2	< 8.0	-6.4 ± 3.4	< 10.1		
Cs-134	-7.3 ± 2.1	< 4.4	-2.4 ± 3.0	< 5.6		
Cs-137	1.0 ± 2.1	< 3.7	-1.9 ± 3.4	< 5.8		
Ba-La-140	3.9 ± 2.3	< 13.5	-2.4 ± 3.5	< 28.2		

<sup>a</sup> Unable to reach LLD due to very small sample size and late arrival to the lab. Sample counted between 60K and 80K seconds.

# POINT BEACH NUCLEAR PLANT

## Supplemental Analyses

Units: = pCi/L

Gamma isotopic analysis

Location	GW-15A,B		GW-04		U2FSSDS	
Collection Date	10-14-20		10-22-20		10-31-20	
Lab Code	EW- 3876	MDC	EW- 4060	MDC	EW- 4308	MDC
Be-7	9.8 ± 12.0	< 34.1	-7.9 ± 14.3	< 41.0	-5.4 ± 13.1	< 22.3
Mn-54	0.4 ± 1.4	< 2.5	-1.0 ± 2.0	< 2.5	0.2 ± 1.3	< 1.8
Fe-59	2.3 ± 2.7	< 7.4	0.4 ± 3.4	< 5.9	3.5 ± 2.6	< 7.8
Co-58	2.0 ± 1.4	< 3.0	-0.6 ± 1.7	< 2.8	-0.1 ± 1.3	< 3.1
Co-60	-1.2 ± 1.5	< 1.4	1.1 ± 1.7	< 1.9	0.9 ± 1.3	< 2.8
Zn-65	0.5 ± 3.0	< 6.3	0.3 ± 3.9	< 5.9	0.5 ± 3.0	< 4.3
Zr-Nb-95	-1.9 ± 1.6	< 3.9	-7.2 ± 2.2	< 5.5	-1.1 ± 1.4	< 3.1
Cs-134	0.3 ± 1.6	< 2.8	-0.3 ± 1.9	< 3.3	0.7 ± 1.5	< 3.1
Cs-137	-0.2 ± 1.6	< 2.9	-0.7 ± 2.1	< 3.5	-0.7 ± 1.6	< 2.1
Ba-La-140	-1.8 ± 1.6	< 5.3	-17.5 ± 5.3	< 7.0	-3.4 ± 1.7	< 6.3
Location	GW-04		U2FSSDS		GW-04	
Collection Date	11-17-20		11-30-20		12-16-20	
Lab Code	EW- 4305	MDC	EW- 4638	MDC	EW- 4642	MDC
Be-7	-18.6 ± 21.4	< 38.5	-6.2 ± 11.1	< 29.5	-1.9 ± 23.1	< 45.9
Mn-54	2.4 ± 1.9	< 3.4	-1.4 ± 1.4	< 1.6	1.3 ± 2.3	< 3.6
Fe-59	-2.6 ± 3.8	< 6.9	-3.9 ± 2.5	< 6.4	-3.9 ± 5.2	< 5.5
Co-58	2.2 ± 2.0	< 5.0	-0.8 ± 1.4	< 3.1	0.2 ± 2.1	< 3.1
Co-60	1.0 ± 2.2	< 2.6	1.0 ± 1.6	< 2.5	2.7 ± 3.0	< 3.8
Zn-65	-2.3 ± 4.0	< 2.7	0.7 ± 2.7	< 5.1	-0.4 ± 5.0	< 6.0
Zr-Nb-95	-5.2 ± 2.1	< 3.9	-8.5 ± 1.8	< 4.4	-5.8 ± 3.1	< 7.6
Cs-134	1.8 ± 2.1	< 4.4	-0.1 ± 1.5	< 2.6	-3.6 ± 2.5	< 4.5
Cs-137	-1.6 ± 2.1	< 1.6	0.7 ± 1.6	< 3.0	-1.3 ± 2.6	< 4.2
Ba-La-140	-5.6 ± 1.9	< 6.5	-4.3 ± 1.7	< 6.7	1.4 ± 2.5	< 5.4
Location	U2FSSDS					
Collection Date	12-31-20					
Lab Code	EW- 4815	MDC				
Be-7	-0.1 ± 10.5	< 24.2				
Mn-54	0.5 ± 1.3	< 2.8				
Fe-59	-1.1 ± 2.3	< 5.0				
Co-58	-0.7 ± 1.3	< 2.0				
Co-60	0.1 ± 1.4	< 2.3				
Zn-65	-0.4 ± 2.8	< 4.4				
Zr-Nb-95	-2.0 ± 1.5	< 3.2				
Cs-134	0.3 ± 1.4	< 2.5				
Cs-137	0.2 ± 1.5	< 2.7				
Ba-La-140	-0.7 ± 1.5	< 4.3				

POINT BEACH NUCLEAR PLANT

APPENDIX F  
Special Analyses



POINT BEACH NUCLEAR PLANT

Additional Analyses

Manhole water samples

Units = pCi/L

Location	MH Z-066B		MH Z-066C		GW-08 EIC Bog	
Collection Date	04-28-20		04-28-20		05-21-20	
Lab Code	EW- 1529	MDC	EW- 1530	MDC	EW- 1690	MDC
Be-7	11.5 ± 12.5	< 42.9	11.8 ± 11.2	< 40.5	-0.8 ± 4.7	< 11.4
Mn-54	0.9 ± 1.5	< 3.2	1.6 ± 1.4	< 3.1	-0.1 ± 0.6	< 1.1
Fe-59	-8.3 ± 3.3	< 10.1	0.7 ± 2.5	< 8.9	-1.3 ± 1.1	< 4.7
Co-58	-0.3 ± 1.5	< 4.2	-0.3 ± 1.3	< 2.2	-0.1 ± 0.6	< 1.4
Co-60	0.1 ± 1.6	< 2.4	0.9 ± 1.6	< 3.0	0.2 ± 0.6	< 1.3
Zn-65	1.2 ± 3.6	< 7.1	-2.8 ± 2.8	< 5.2	0.2 ± 1.1	< 2.6
Zr-Nb-95	1.0 ± 1.5	< 5.7	1.6 ± 1.5	< 5.1	-1.7 ± 0.6	< 2.3
Cs-134	0.7 ± 1.6	< 3.3	0.2 ± 1.4	< 2.8	-0.1 ± 0.6	< 1.2
Cs-137	0.5 ± 1.8	< 3.8	-0.2 ± 1.6	< 3.0	0.4 ± 0.7	< 1.0
Ba-La-140	-27.7 ± 2.0	< 26.8	-11.8 ± 1.6	< 12.3	-4.2 ± 0.7	< 7.1

<sup>a</sup> LLD not reached due to the small sample size and testing delay.

Façade Wells HTD analyses results

Units = pCi/L

Location	GW-09 1Z-361A		GW-09 1Z-361B	
Collection Date	06-09-20		06-09-20	
Lab Code	EW- 3066	MDC	EW- 3067	MDC
Fe-55	0.00 ± 348.5	< 574.23	76.76 ± 359.0	< 584.67
Ni-63	41.30 ± 48.8	< 79.3	0.00 ± 43.8	< 72.1
Sr-89	0.21 ± 7.4	< 8.95	-4.18 ± 8.1	< 9.62
Sr-90	0.29 ± 1.3	< 2.83	1.20 ± 1.5	< 2.95
Tc-99	0.0 ± 3.4	< 5.61	0.0 ± 3.4	< 5.61

Lake water analyses for tritium

Units = pCi/L

Location E-005

Collection Date	10-13-20		11-11-20		12-09-20	
LabCode	ELW- 3755	MDC	ELW- 4243	MDC	ELW- 4561	MDC
H3	-37 ± 83	< 162	1080 ± 130	< 162	68 ± 88	< 161

## **APPENDIX 2**

NextEra Energy Point Beach, LLC

Offsite Dose Calculation Manual

Revision 22

Issued 05/18/2020

278 pages follow



# ODCM

## OFFSITE DOSE CALCULATION MANUAL

**DOCUMENT TYPE:** Controlled Reference

**CLASSIFICATION:** N/A

**REVISION:** 22

**REVIEWER:** Onsite Review Group

**APPROVAL AUTHORITY:** Plant Manager

**PROCEDURE OWNER (title):** Group Head

**OWNER GROUP:** Chemistry

Verified Current Copy: \_\_\_\_\_  
Signature Date Time

List pages used for Partial Performance

Controlling Work Document Numbers

---

---

---

---

---

---



OFFSITE DOSE CALCULATION MANUAL

---

**TABLE OF CONTENTS**

<b>SECTION</b>	<b>TITLE</b>	<b>PAGE</b>
1.0	RECORD OF REVISIONS .....	7
2.0	INTRODUCTION .....	8
2.1	Purpose.....	8
2.2	Guidance .....	8
2.3	General Responsibilities .....	9
2.4	Audits.....	9
2.5	Definitions.....	9
3.0	REPORTING REQUIREMENTS .....	14
3.1	Annual Monitoring Report.....	14
3.2	Record Retention Requirements .....	16
4.0	RADIATION MONITORING SYSTEM AND RELEASE ACCOUNTING .....	17
5.0	SPECIFICATIONS AND SURVEILLANCE REQUIREMENTS .....	22
5.1	Specifications .....	22
5.2	Surveillance Requirements .....	22
6.0	LIQUID EFFLUENT SPECIFICATIONS AND SURVEILLANCE REQUIREMENTS.....	23
6.1	Concentration.....	23
6.2	Dose .....	26
6.3	Liquid Radwaste Treatment System .....	27
6.4	Liquid Effluent Monitoring Instrumentation .....	28
7.0	GASEOUS EFFLUENT SPECIFICATIONS AND SURVEILLANCE REQUIREMENTS.....	32
7.1	Dose Rate .....	32
7.2	Dose – Noble Gases .....	35
7.3	Dose – I-131, I-133, H-3 and Radionuclides in Particulate Form .....	36
7.4	Gaseous Radwaste Treatment System .....	38
7.5	Gaseous Effluent Monitoring Instrumentation .....	40

OFFSITE DOSE CALCULATION MANUAL

---

**TABLE OF CONTENTS**

<b>SECTION</b>	<b>TITLE</b>	<b>PAGE</b>
8.0	TOTAL DOSE .....	44
8.1	Specification .....	44
8.2	Applicability .....	44
8.3	Action.....	44
8.4	Surveillance Requirements .....	44
9.0	LIQUID EFFLUENT CALCULATIONS .....	46
9.1	Monitor Alarm Setpoint Determination.....	46
9.2	Liquid Dose Calculations.....	51
9.3	Dose Projections .....	55
10.0	GASEOUS EFFLUENT CALCULATIONS .....	56
10.1	Monitor Alarm Setpoint Determination.....	56
10.2	Carbon-14 .....	61
10.3	Dose Rate Calculations – Noble Gases.....	63
10.4	Dose Rate Calculations – Radioiodine, Tritium, Particulates.....	64
10.5	Dose Calculations – Noble Gases.....	65
10.6	Dose Calculations – Radioiodine, Tritium, Particulates .....	66
10.7	Gaseous Dose Projection .....	67
11.0	DETERMINATION OF TOTAL DOSE.....	120
12.0	RADIOLOGICAL ENVIRONMENTAL MONITORING PROGRAM .....	121
12.1	REMP Administration .....	121
12.2	REMP Implementation .....	126
13.0	RADIOLOGICAL EFFLUENT CONTROLS PROGRAM .....	140
13.1	Radiological Effluent Controls Program .....	140
13.2	Radioactive Effluent Control and Accountability.....	144
13.3	Radioactive Effluent Monitoring Instrumentation Functionality Requirements .....	145
13.4	Solid Radioactive Waste .....	146
14.0	REFERENCES .....	147

OFFSITE DOSE CALCULATION MANUAL

---

**TABLE OF CONTENTS**

<b>SECTION</b>	<b>TITLE</b>	<b>PAGE</b>
Appendix A	Liquid Pathway EMEC For Use In Setpoint Calculations.....	148
Appendix B	Liquid Dose Factors Technical Basis .....	153
Appendix C	Gaseous Pathway Setpoint Calculations.....	158
Appendix D	Gaseous Dose Factors Technical Basis.....	162
Appendix E	Derivation of Dilution Factors Using Regulatory Guide 1.113 .....	177
Appendix F	Radiological Impact Of Sewage Treatment Sludge Disposal.....	182
Appendix G	.....	187
Appendix H	Modification #1 To NRC Submittal .....	239
Appendix I	Modification #2 To NRC Submittal .....	241
Appendix J	Modification #3 To NRC Submittal .....	244
Appendix K	Liquid Effluent Dose Conversion Factors .....	246
Appendix L	Gaseous Effluent Dose Conversion Factors .....	262
<b><u>TABLES</u></b>		
Table 4-1	Radioactive Liquid Waste Effluent Monitors .....	18
Table 4-2	Radioactive Gaseous Waste Effluent Monitors .....	19
Table 6-1	Radioactive Liquid Waste Sampling And Analysis Program.....	25
Table 6-2	Radioactive Liquid Effluent Monitoring Instrumentation .....	30
Table 6-3	Radioactive Liquid Effluent Monitoring Instrumentation Surveillance Requirements .....	31
Table 7-1	Radioactive Gaseous Waste Sampling And Analysis Program.....	34
Table 7-2	Gaseous Effluent Monitoring Instrumentation .....	42
Table 7-3	Radioactive Gaseous Effluent Monitoring Instrumentation Surveillance Requirements .....	43

OFFSITE DOSE CALCULATION MANUAL

---

TABLE OF CONTENTS

SECTION	TITLE	PAGE
Table 9-1	Liquid Effluent Pathways .....	50
Table 9-2	Liquid Effluent Sub-Pathways.....	52
Table 9-3	PBNP Site-Specific Liquid Dose Commitment Factors, <i>Aio</i> .....	53
Table 10-1	Gaseous Effluent Pathways.....	59
Table 10-2	Controlling Locations, Pathways And Atmospheric Dispersion For Dose Calculations.....	60
Table 10-3	Dose Factors For Noble Gases.....	64
Table 10-4	<i>Rio</i> , Inhalation Pathway Dose Factors – Adult.....	68
Table 10-5	<i>Rio</i> , Inhalation Pathway Dose Factors – Teen .....	71
Table 10-6	<i>Rio</i> , Inhalation Pathway Dose Factors – Child .....	74
Table 10-7	<i>Rio</i> , Inhalation Pathway Dose Factors – Infant .....	77
Table 10-8	<i>Rio</i> , Grass-Cow-Milk Pathway Dose Factors – Adult.....	80
Table 10-9	<i>Rio</i> , Grass-Cow-Milk Pathway Dose Factors – Teen .....	83
Table 10-10	<i>Rio</i> , Grass-Cow-Milk Pathway Dose Factors – Child .....	86
Table 10-11	<i>Rio</i> , Grass-Cow-Milk Pathway Dose Factors – Infant.....	89
Table 10-12	<i>Rio</i> , Grass-Cow-Meat Pathway Dose Factors – Adult.....	92
Table 10-13	<i>Rio</i> , Grass-Cow-Meat Pathway Dose Factors – Teen.....	95
Table 10-14	<i>Rio</i> , Grass-Cow-Meat Pathway Dose Factors – Child.....	98
Table 10-15	<i>Rio</i> , Produce Pathway Dose Factors – Adult .....	101
Table 10-16	<i>Rio</i> , Produce Pathway Dose Factors – Teen .....	104
Table 10-17	<i>Rio</i> , Produce Pathway Dose Factors – Child .....	107
Table 10-18	<i>Rio</i> , Leafy Vegetable Pathway Dose Factors – Adult.....	110
Table 10-19	<i>Rio</i> , Leafy Vegetable Pathway Dose Factors – Teen.....	113
Table 10-20	<i>Rio</i> , Leafy Vegetable Pathway Dose Factors – Child.....	116
Table 10-21	<i>Rio</i> , Ground Plane Pathway Dose Factors .....	119
Table 12-1	Sample Types And Associated Lower Level Of Detection (LLD) And Notification Level Values .....	132
Table 12-2	Radiological Environmental Sampling Locations .....	134
Table 12-3	PBNP Radiological Environmental Sample Collection And Analysis Frequency .....	136



OFFSITE DOSE CALCULATION MANUAL

---

**TABLE OF CONTENTS**

<b>SECTION</b>	<b>TITLE</b>	<b>PAGE</b>
Table A-1	Liquid Effluent Volumes .....	149
Table A-2	Liquid Effluent Releases.....	149
Table A-3	Liquid Effluent Concentrations.....	151
Table A-4	Beta Corrected Setpoints.....	152
Table C-1	Noble Gas Releases.....	159
Table C-2	Average Annual Discharge Volume .....	159
Table C-3	Noble Gas Setpoint Parameter Calculation.....	160
Table C-4	RMS AIRBORNE ALARM SETPOINTS .....	161
Table E-1	Surface Dilution Factors For Liquid Effluents In A Large Lake.....	177
Table E-2	Dilution Factors .....	181

**FIGURES**

Figure 4-1	Radioactive Liquid Waste Effluent Monitors .....	20
Figure 4-2	Radioactive Gaseous Waste Effluent Monitors .....	21
Figure 12-1	Radioactive Environmental Sampling Locations.....	137
Figure 12-2	Radiological Environmental Sampling Locations .....	138
Figure 12-3	Radiological Environmental Sampling Locations .....	139

OFFSITE DOSE CALCULATION MANUAL

---

1.0 RECORD OF REVISIONS

Per TS 5.5.1.C, licensee initiated changes to the Offsite Dose Calculation Manual (ODCM) shall be documented and records of reviews performed shall be retained. This documentation shall contain sufficient information to support the changes(s) together with the appropriate analyses or evaluations justifying the changes(s), and a determination that the change(s) maintain the levels of radioactive effluent control required by 10 CFR 20.1302, 40 CFR 190, 10 CFR 50.36a, and 10 CFR 50, Appendix I, and do not adversely impact the accuracy or reliability of effluent, dose, or setpoint calculations. These changes shall become effective after receiving concurrence from the Onsite Review Group (ORG)\* and approval of the Plant General Manager, and shall be submitted to the NRC in the form of a complete, legible copy of the entire ODCM as a part of or concurrent with the Annual Monitoring Report for the period of the report in which any change in the ODCM was made. Each change shall be identified by markings in the affected pages, clearly indicating the area of the page that was changed, and shall indicate the date (i.e. month and year) the change was implemented.

**\*NOTE: Pursuant to the Procedure, Plan and Program Review Matrix approved by the Plant General Manager, changes that have been determined to be editorial do not need ORG approval.**

OFFSITE DOSE CALCULATION MANUAL

---

## 2.0 INTRODUCTION

### 2.1 Purpose

The PBNP Offsite Dose Calculation Manual contains the current methodology and parameters for the calculation of offsite doses due to radioactive gaseous and liquid effluents. This manual describes a methodology for demonstrating compliance with 10 CFR 50, Appendix I dose limits. Compliance with Appendix I is demonstrated by periodic calculation of offsite doses based on actual plant releases and comparison to Appendix I dose limits.

The manual also details the methodology for the determination of gaseous and liquid effluent monitor alarm setpoints. The PBNP Radiation Monitoring System (RMS) effluent monitor alarm setpoints are established to ensure that controlled releases of liquid and gaseous radioactive effluents are maintained as low as is reasonably achievable. The setpoints also are established to ensure that the dose rate from radioactive material released in effluents to the atmosphere do not exceed 500 mrem/yr at the site boundary and to ensure that the concentrations of radioactive materials released in liquid effluents to the unrestricted area conform to (do not exceed) 10 times the concentration values in Table 2, Column 2 of Appendix B to 10 CFR 20 as specified in TS 5.5.4.g.

The manual also details the methodology for evaluating the radiological impact of sewage treatment sludge disposal. This methodology addresses the commitments made to the United States Nuclear Regulatory Commission in our application dated October 8, 1987 (NRC-87-104) and accepted by the USNRC in a letter dated January 13, 1988 (NPC-30260). This application was submitted in accordance with the provisions of 10 CFR 20.302(a). Dose limits are established in the application to ensure the health and safety of the maximally exposed member of the general public and the inadvertent intruder. 10 CFR 50, Appendix I dose limits do not apply to sewage treatment sludge disposal.

### 2.2 Guidance

The following sources provided guidance for this document:

U. S. Nuclear Regulatory Commission, Regulatory Guide 1.109, "Calculation of Annual Doses to Man from Routine Releases of Reactor Effluents for the Purpose of Evaluating Compliance with 10CFR50, Appendix I", Revision 1, October 1977.

U.S. Nuclear Regulatory Commission, Regulatory Guide 1.113, "Estimating Aquatic Dispersion of Effluents from Accidental and Routine Reactor Releases for the Purpose of Implementing Appendix I", Revision 1, April 1977.

U.S. Nuclear Regulatory Commission, Regulatory Guide 1.21, "Measuring, Evaluating, and Reporting Radioactive Material in Liquid and Gaseous Effluents and Solid Waste", Revision 2, June 2009.

OFFSITE DOSE CALCULATION MANUAL

---

U. S. Nuclear Regulatory Commission, NUREG-0133, "Preparation of Radiological Effluent Technical Specifications for Nuclear Power Plants", Revision 2, May 1982.

U.S. Nuclear Regulatory Commission, NUREG-1301, "Offsite Dose Calculation Manual Guidance: Standard Radiological Effluent Controls for Pressurized Water Reactors", April 1991.

2.3 General Responsibilities

The primary responsibility for the implementation of the PBNP offsite dose calculation program and for any actions required by the program resides with Chemistry. Chemistry will provide the technical, regulatory, licensing, and administrative support necessary to fulfill the requirements of this manual. The calculation of offsite doses and analysis of data are Chemistry responsibilities.

The Plant General Manager, PBNP is responsible for assuring that Radiation Monitoring System alarm setpoints are established and maintained in accordance with the methodologies outlined in this manual. The Plant General Manager, PBNP is also responsible for assuring the performance of periodic release summaries for the purpose of demonstrating compliance with PBNP effluent release limits.

2.4 Audits

Audits of the activities encompassed by the ODCM, the Radiological Effluent Control Program (Section 13.0 of this manual), and the Radiological Environmental Monitoring Program (Section 12.0 of this manual) and its implementing procedures shall be scheduled, performed, and reported in accordance with the Quality Assurance Topical Report.

2.5 Definitions

**ABNORMAL RELEASE**

An ABNORMAL RELEASE is an unplanned or uncontrolled emission of an effluent containing plant related, licensed radioactive material.

**ACTION**

ACTION shall be that part of a specification that prescribes remedial measures required under designated conditions.

**BATCH RELEASE**

A BATCH RELEASE is a release of a discrete liquid volume from a tank or any isolatable containment containing radionuclide(s) whose inputs to the volume were secured prior to sampling for discharge and remains secured until the discharge is completed.



OFFSITE DOSE CALCULATION MANUAL

---

### **CHANNEL CALIBRATION**

A CHANNEL CALIBRATION is the adjustment, as necessary, of the channel such that it responds within the required range and accuracy to known values of input. The CHANNEL CALIBRATION SHALL encompass the entire channel including the sensors and alarm, interlock and/or trip functions and may be performed by any series of sequential, overlapping, or total channel steps such that the entire channel is calibrated.

### **CHANNEL CHECK**

CHANNEL CHECK is a qualitative determination of acceptable FUNCTIONALITY made by observing channel behavior during operation. This shall include, where possible, comparison of the channel with other independent instrumentation channels measuring the same parameter.

### **CONTINUOUS RELEASE**

A CONTINUOUS RELEASE is a discharge of liquid or gaseous radioactive effluents of a non-discrete volume from a source containing radionuclide(s) that usually has make-up flow during the release.

### **DISCHARGE**

A DISCHARGE is a radioactive effluent that enters an unrestricted area.

### **FUNCTIONAL – FUNCTIONALITY**

FUNCTIONALITY is an attribute of an SSC(s) that is not controlled by TSs. An SSC not controlled by TSs is FUNCTIONAL or has FUNCTIONALITY when it is capable of performing its function(s) as set forth in the CLB. These CLB function(s) may include the capability to perform a necessary and related support function for an SSC(s) controlled by TSs.

### **FUNCTIONAL TEST**

FUNCTIONAL TEST is the injection of a simulated signal into the channel to verify that it is FUNCTIONAL, including alarm and/or trip initiating action. This shall include, where possible, a comparison of the channel with other independent channels measuring the same variable.

OFFSITE DOSE CALCULATION MANUAL

---

### **GASEOUS RADWASTE TREATMENT SYSTEM**

The GASEOUS RADWASTE TREATMENT SYSTEM consists of those components or devices utilized to reduce radioactive material in effluents released to the atmosphere. The system consists of the following:

- Gas decay tanks,
- Drumming area ventilation exhaust duct filter assembly (F-26),
- Unit 1 and 2 containment purge exhaust filter assemblies (1/2 F-11A/B),
- Air ejector decay duct filter assembly (F-30),
- Auxiliary building ventilation filter assembly (F-25, nominal 11,214 CFM exhaust pathway),
- Chemistry laboratory exhaust duct filter assembly (F-21),
- Service building ventilation exhaust duct filter assembly (F-20),
- Auxiliary building ventilation filter assemblies (F-23, F-29, nominal 34,150 CFM exhaust pathway).

### **LIQUID RADWASTE TREATMENT SYSTEM**

The LIQUID RADWASTE TREATMENT SYSTEM consists of those components or devices used to reduce radioactive material in liquid effluent. The system consists of the following:

- Waste evaporator,
- Polishing demineralizers,
- Advanced Liquid Processing System (ALPS)
- Boric acid evaporator feed and condensate demineralizers

### **MEMBER OF THE PUBLIC (10 CFR 20)**

MEMBER OF THE PUBLIC as defined by 10 CFR 20.1003: Means any individual except when that individual is receiving an occupational dose. (TRM 4.1)

### **MEMBER OF THE PUBLIC (40 CFR 190)**

MEMBER OF THE PUBLIC as defined by 40 CFR 190.02: Means any individual that can receive a radiation dose in the general environment, whether he may or may not also be exposed to radiation in an occupation associated with a nuclear fuel cycle. However, an individual is not considered a member of the public during any period in which the individual is engaged in carrying out any operation which is part of the nuclear fuel cycle. (TRM 4.1)

OFFSITE DOSE CALCULATION MANUAL

---

### **NUCLEAR FUEL CYCLE**

NUCLEAR FUEL CYCLE as defined by 40 CFR 190.02: Means the operations defined to be associated with the production of electrical power for public use by any fuel cycle through the use of nuclear energy.

### **OPERABLE-OPERABILITY**

A system, subsystem, train, component or device shall be OPERABLE or have OPERABILITY when it is capable of performing its *specified safety functions(s)*, and when all necessary attendant instrumentation, controls, normal or emergency electrical power, cooling or seal water, lubrication and other auxiliary equipment that are required for the system, subsystem, train, component or device to perform its specified safety function(s) are also capable of performing their related support function(s).

### **PURGE-PURGING**

PURGE or PURGING is any controlled process of discharging air or gas from a confinement to maintain temperature, pressure, humidity, concentration or other operating condition, in such a manner that replacement air or gas is required to purify the confinement.

### **RELEASE**

A RELEASE is an effluent from the plant regardless of where the effluent is deposited.

### **SITE BOUNDARY**

The SITE BOUNDARY shall be that line beyond which the land is neither owned, nor leased, nor otherwise controlled by the licensee.

### **SOURCE CHECK**

A SOURCE CHECK shall be the qualitative assessment of channel response when the channel sensor is exposed to a source of increased radioactivity.

### **SPECIFIED FUNCTION/SPECIFIED SAFETY FUNCTION**

The definition of operability refers to the capability to perform the “specified function” at non-improved TSs plants or “specified safety function” at improved TSs plants. The specified safety function(s) in the CLB for the facility.

In addition to providing the specified safety function, an SSC is expected to perform as designed, tested and maintained. When system capability is degraded to a point where it cannot perform with reasonable expectation or reliability, the SSC should be judged inoperable, even if at this instantaneous point in time the SSC(s) could provide the specified safety function.

## OFFSITE DOSE CALCULATION MANUAL

---

### **UNRESTRICTED AREA**

An UNRESTRICTED AREA is any area at or beyond the SITE BOUNDARY access to which is not controlled by the licensee for purposes of protection of individuals from exposure to radiation and radioactive materials. (TRM 4.1)

### **URANIUM FUEL CYCLE**

The URANIUM FUEL CYCLE is defined in 40 CFR Part 190.02(b) as: "The operation of milling of uranium ore, chemical conversion of uranium, isotopic enrichment of uranium, fabrication of uranium fuel, generation of electricity by a light-water-cooled nuclear power plant using uranium fuel, and reprocessing of spent uranium fuel, to the extent that these directly support the production of electrical power for public use utilizing nuclear energy, but excludes mining operations, operations at waste disposal sites, transportation of any radioactive material in support of these operations, and the use of recovered non-uranium special nuclear and by-product materials from the cycle".

### **VENTILATION EXHAUST TREATMENT SYSTEM**

A VENTILATION EXHAUST TREATMENT SYSTEM is any system designed and installed to reduce gaseous radioiodine or radioactive material in particulate form in effluents by passing ventilation or vent exhaust gases through charcoal absorbers and/or HEPA filters for the purpose of removing iodines or particulates from the gaseous exhaust stream prior to the release to the environment. Such a system is not considered to have any effect on noble gas effluents. Engineered Safety Features Atmospheric Cleanup Systems are not considered to be VENTILATION EXHAUST TREATMENT SYSTEM components.

### **VENTING**

VENTING is the controlled process of discharging air or gas from a confinement to maintain temperature, pressure, humidity, concentration, or other operating condition, in such a manner that replacement air or gas is not provided or required during VENTING. Vent, used in system names, does not imply a VENTING process.



OFFSITE DOSE CALCULATION MANUAL

---

3.0 REPORTING REQUIREMENTS

3.1 Annual Monitoring Report

In accordance with TS 5.6.2, the Annual Monitoring Report covering the operation of the units shall be submitted in accordance with 10 CFR 50.36a. The annual monitoring report shall be submitted by April 30 of each calendar year to the administrator of the appropriate Regional NRC office or designee and shall include:

- a. A summary of the quantities of radioactive liquid and gaseous effluents released from the plant with data summarized on a semi-annual basis. The material provided shall be consistent with the objectives outlined in Sections 6.2, 7.2 and 7.3 of the ODCM and in conformance with 10 CFR 50, Appendix I, Section IV.B.1. In the event that some results are not available for inclusion with the report, the report shall be submitted noting and explaining the reasons for the missing results. The missing data shall be submitted as an addendum in the next Annual Monitoring Report.
- b. An assessment of the radiation doses from radioactive effluents released from the plant during the previous calendar year. All assumptions used in making these assessments (i.e., specific activity, exposure time and location) shall be included in the report.
- c. The air doses and the doses to the hypothetical maximum exposed individual calculated following the ODCM methodology shall be reported.
- d. The following information for solid waste shipped offsite during the report period:
  - Total amount of solid waste shipped, buried or stored (in cubic feet)
  - Estimated total isotopic content (in curies) determined by scaling factors, gamma isotopic and/or other suitable analyses
  - Dates of shipment and burial site, if applicable quantity
  - Type of waste (e.g., spent resin, dry activated waste, evaporator bottoms, filters, scrap metal, asbestos, etc.),
  - Type of container (e.g., LSA, Type A, Type B, Large Quantity), and
  - Solidification agent (e.g., cement, urea formaldehyde), if applicable
- e. The following information for liquid releases during the report period.
  - Total radioactivity in curies released and average diluted discharge concentrations of the following release categories: gamma isotopic, gross alpha, tritium, and strontium (beta emitters other than tritium).
  - Total volume (in gallons) of liquid waste released into circulating water discharge.

OFFSITE DOSE CALCULATION MANUAL

---

- Total volume (in gallons) of dilution water used.
  - The maximum concentration of tritium and gross gamma radioactivity released (averaged over the period of a single release).
  - Estimated monthly total radioactivity in curies of individual radionuclides released based on representative isotopic analyses.
  - Semiannual and annual totals of monthly quantities of individual radionuclides, as determined by isotopic analyses.
- f. The following information for gaseous releases during the report period.
- Total gross radioactivity (in Curies), by month, released of:
    - Noble Gases
    - Halogens
    - Particulates, subdivided into beta emitters (strontium, etc.), gross alpha, and gamma emitters
    - Tritium
    - Maximum release rate (for any one-hour period).
  - Estimated monthly total radioactivity (in Curies) released, by nuclide, for I-131, I-133, H-3, and radioactive particulates with half-lives greater than eight days, based on representative analyses performed by beta and by gamma isotopic analyses.
  - Semiannual and annual totals of monthly isotopic radionuclide quantities.
- g. Identification of ABNORMAL RELEASES from the site in gaseous and liquid effluents in the AMR.
- h. Summaries, interpretations, and analyses of trends of the results of the radiological environmental monitoring program for the reporting period. The material provided shall be consistent with the objectives outlined in ODCM Section 12.0 and in 10 CFR 50, Appendix I, Sections IV.B.2, IV.B.3, and IV.C. See Section 12.1.2.a.6 for REMP specific reporting requirements.
- i. If the calculated dose from the release of radioactive materials in liquid or gaseous effluents exceeds twice the limits of 10 CFR 50, Appendix I, the Annual Monitoring Report shall also include an assessment of radiation doses to the most likely exposed member of the general public from reactor releases and other nearby uranium fuel cycle sources (including doses from primary effluent pathways and direct radiation) for the previous 12 consecutive months to show compliance with 40 CFR 190, Environmental Radiation Protection Standards for Nuclear Power Operation.

OFFSITE DOSE CALCULATION MANUAL

---

- j. A description (including cause, response and prevention of reoccurrence) of occurrences and circumstances when fewer than the sampling frequency, minimum analysis frequency, or lower limit of detection requirement specified in Table 6-2 and Table 7-1 are met.
- k. The Annual Monitoring Report shall include a description of all deviations from the radiological environmental sample collection and analysis frequency contained in Table 12-3.
- l. The Annual Monitoring Report shall include a description of occurrences when fewer than the minimum required radioactive liquid and/or gaseous effluent monitoring instrumentation channels were FUNCTIONAL OR OPERABLE as required in Table 6-2 and Table 7-2.
- m. The quantity of each of the principal radionuclides released to the environment in liquid and gaseous effluents during the previous 12 months of operation for the ISFSI. Other information required by the Commission to estimate maximum potential radiation dose commitment to the public resulting from effluent releases should be included in the report.
- n. Licensee initiated changes to the ODCM in the form of a complete legible copy of the entire ODCM as a part of or concurrent with the Annual Monitoring Report for the period of the report in which the change in the ODCM was made. Each change shall be identified by markings in the margin of the affected pages clearly indicating the area of the page that was changed.

3.2 Record Retention Requirements

Records of reviews performed for changes made to the ODCM shall be kept for the duration of the operating licenses of Units 1 and 2 of the Point Beach Nuclear Plant. (TS 5.5.1)

Meteorological data shall be kept on file, on site for review by the NRC, upon request. The data available will include wind speed, wind direction and atmospheric stability. The data will be in the form of hour-by-hour averages stored in electronic form for each of the parameters.

OFFSITE DOSE CALCULATION MANUAL

---

4.0 RADIATION MONITORING SYSTEM AND RELEASE ACCOUNTING

A computerized Radiation Monitoring System (RMS) is installed at Point Beach Nuclear Plant (PBNP). The RMS includes area, process, and effluent monitors. A description of those monitors used for liquid and gaseous effluents is presented in Table 4-1 and Table 4-2. The liquid and gaseous waste processing flow paths, equipment, and monitoring systems are depicted in Figure 4-1 and Figure 4-2. Calibration of the RMS detectors is accomplished in accordance with the PBNP instrument and control procedures. The setpoint methodology is described in Section 9.1 and Section 10.1 of the ODCM.

The RMS is designed to detect and measure liquid and gaseous releases from the plant effluent pathways. The RMS will initiate isolation and control functions on certain effluent streams identified in Table 4-1 and Table 4-2. Complete monitoring and accounting of nuclides released in liquid and gaseous effluents is accomplished with the RMS together with the characterization of nuclide distributions by laboratory analysis of grab samples. Sampling frequencies and analysis requirements are described for liquids in Table 6-1 and gases in Table 7-1.

The RMS is not used for normal operational release quantification. Release quantification is based on the analysis of actual samples and the known discharge rate. The main liquid releases (Ci) occur via batch releases. The continuous releases via SGBD and waste water effluents have a greater volume but very little licensed material. The major continuous release points are the vents from the Auxiliary Building, the Drumming Area, and the Gas Stripper. The Combined Air Ejector is a minor release source in terms of activity and volume during normal operation. The batch releases from the gas decay tanks occur through the Aux. Building vent stack.



OFFSITE DOSE CALCULATION MANUAL

TABLE 4-1  
RADIOACTIVE LIQUID WASTE EFFLUENT MONITORS

CHANNEL NUMBER	NAME	CONTROL FUNCTION	DETECTOR TYPE
1 (2) RE-216	Containment Fan Coolers Liquid Monitors	None	Scintillation
RE-218	Waste Disposal System Liquid Monitor	Shuts waste liquid overboard	Scintillation
1 (2) RE-219	Steam Generator Blowdown Line Liquid Monitors	Shuts steam generator blowdown isolation valves, blowdown tank outlet valves and steam generator sample valves	Scintillation
RE-220	Spent Fuel Pool Liquid Monitor	None	Scintillation
1 (2) RE-222	Steam Generator Blowdown Tank Outlet Monitor	Shuts steam generator blowdown isolation valves and blowdown tank outlet valves	GM Tube
RE-223	Waste Distillate Overboard Liquid Monitor	Shuts waste distillate overboard isolation valve	Scintillation
1 (2) RE-229	Service Water Discharge Monitors	None	Scintillation
RE-230	Waste Water Effluent Monitor	None	Scintillation

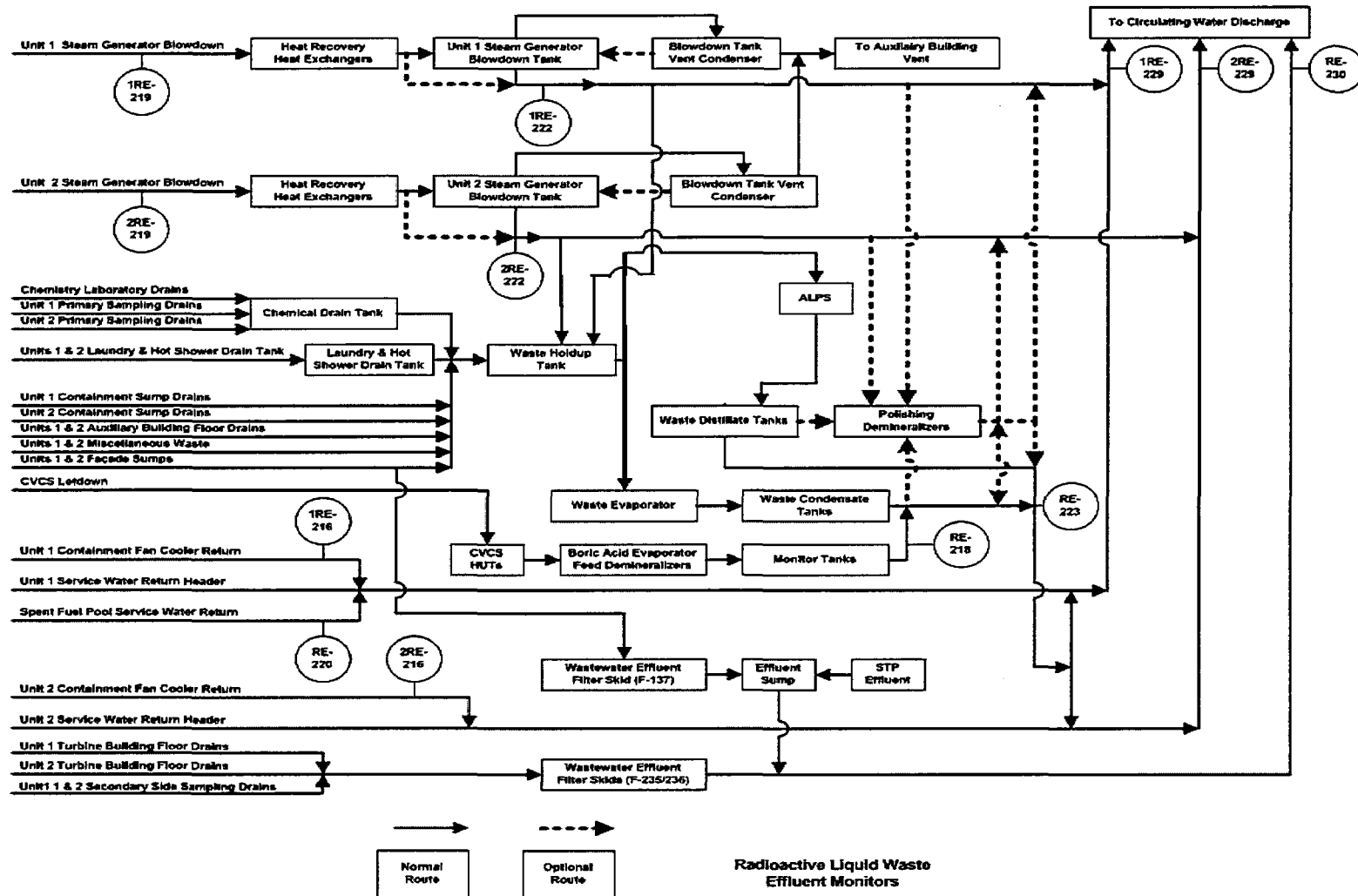
OFFSITE DOSE CALCULATION MANUAL

TABLE 4-2  
RADIOACTIVE GASEOUS WASTE EFFLUENT MONITORS

CHANNEL NUMBER	NAME	CONTROL FUNCTION	DETECTOR TYPE
1 (2) RE-212	Containment Noble Gas Monitor	Actuates containment ventilation isolation	Scintillation
RE-214	Auxiliary Building Exhaust Ventilation Noble Gas Monitor	Shuts gas release valve and shifts auxiliary building exhaust through carbon filters	Scintillation
1 (2) RE-215	Condenser Air Ejector Noble Gas Monitors	None	Scintillation
RE-221	Drumming Area Vent Noble Gas Monitor	None	Scintillation
RE-224	Gas Stripper Building Exhaust Noble Gas Monitor	None	Scintillation
RE-225	Combined Air Ejector Low-Range Noble Gas Monitor	None	Scintillation
1 (2) RE-305	Unit 1 and 2 Purge Exhaust Noble Gas Monitors (Channel 5 on SPING Units No. 21 and No. 22)	Containment ventilation isolation	Scintillation
RE-315	Auxiliary Building Exhaust Ventilation Noble Gas Monitor (Channel 5 on SPING Unit No. 23)	None	Scintillation
RE-325	Drumming Area Ventilation Noble Gas Monitor (Channel 5 on SPING Unit No. 24)	None	Scintillation

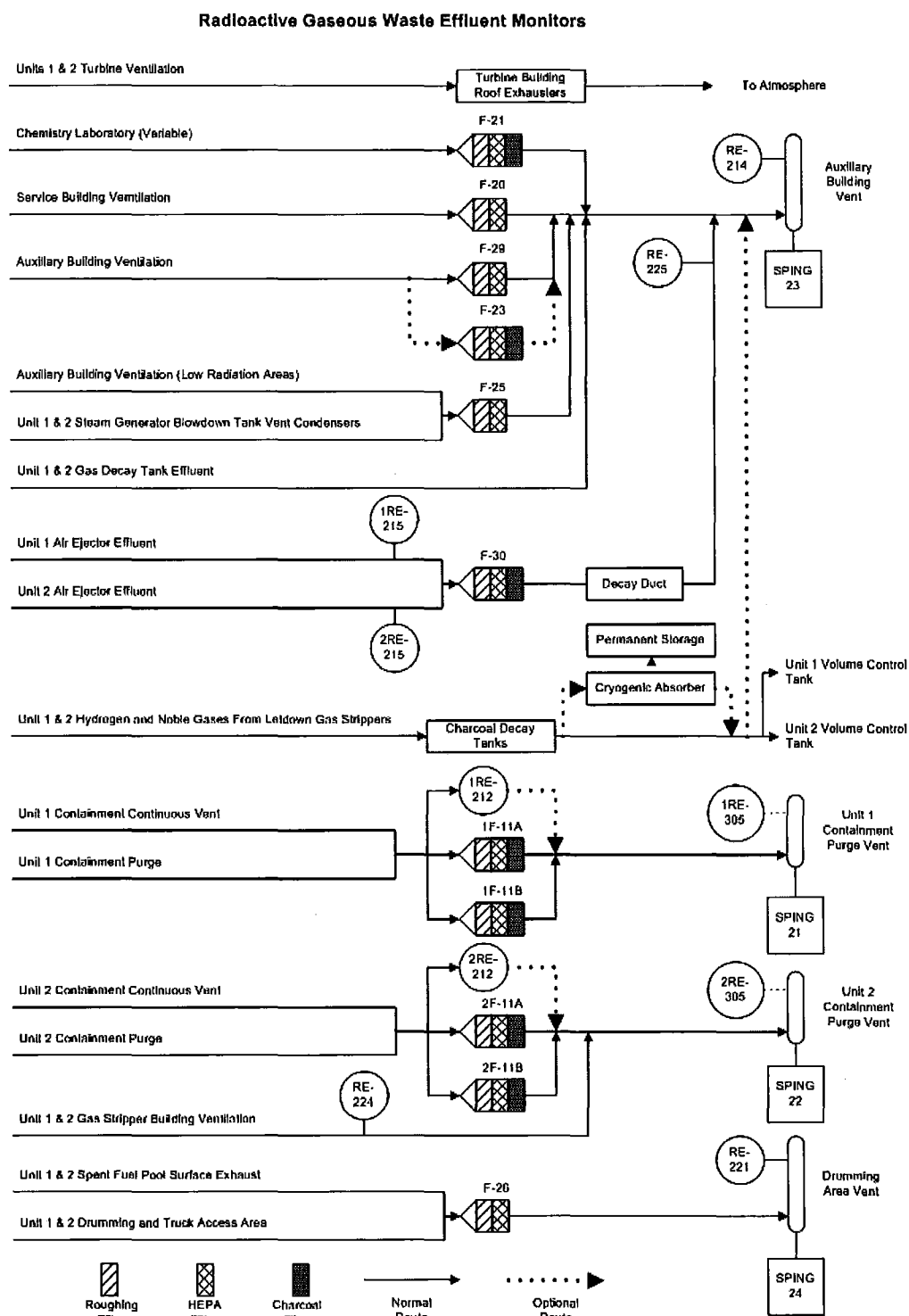
OFFSITE DOSE CALCULATION MANUAL

FIGURE 4-1  
RADIOACTIVE LIQUID WASTE EFFLUENT MONITORS



OFFSITE DOSE CALCULATION MANUAL

FIGURE 4-2  
RADIOACTIVE GASEOUS WASTE EFFLUENT MONITORS





OFFSITE DOSE CALCULATION MANUAL

---

5.0 SPECIFICATIONS AND SURVEILLANCE REQUIREMENTS

5.1 Specifications

Compliance with the specifications contained in the succeeding text is required during the conditions specified therein. Upon failure to meet the specification, either during the performance of the surveillance, or between performances, the associated ACTION requirement shall be met.

Noncompliance with a specification shall exist when its requirements and associated ACTION requirements are not met within the specified time period. If the specification is restored prior to expiration of the specified time intervals, completion of the ACTION requirements is not required.

5.2 Surveillance Requirements

Surveillance Requirements shall be met during the conditions specified for individual specifications unless otherwise stated in an individual surveillance requirement. The provisions of SR 3.0.2 and 3.0.3 are applicable to the surveillance frequency of the Radioactive Effluent Controls Program in accordance with TS 5.5.4.

OFFSITE DOSE CALCULATION MANUAL

---

6.0 LIQUID EFFLUENT SPECIFICATIONS AND SURVEILLANCE REQUIREMENTS

6.1 Concentration

6.1.1 Specifications

In accordance with PBNP TS 5.5.4.b, the concentration of radioactive materials in liquid effluents to the unrestricted area is limited to ten times the concentration value in Appendix B, Table 2, Column 2 to 10 CFR 20. For dissolved and entrained noble gases, the concentration shall be limited to 2.0 E-04  $\mu\text{Ci/mL}$  total activity.

6.1.2 Applicability

At all times

6.1.3 Action

- a. During release of radioactive liquid effluents, at least one condenser circulating water pump shall be in operation and the service water return header shall be lined up only to the unit whose circulating water pump is operating.
- b. When the concentration of radioactive material released in liquid effluents to UNRESTRICTED AREAS exceeds the limits identified in Section 6.1.1, immediately restore the concentration to within the above limits.
- c. Report all deviations in the Annual Monitoring Report

6.1.4 Surveillance Requirement

- a. The concentration of radioactivity in liquid waste shall be determined by sampling and analysis in accordance with Table 6-1.
- b. The results of radioactive analysis shall be used in accordance with the methodology of Section 9.1 to assure that the concentrations at the point of release are maintained within the limits of Section 6.1.1.

OFFSITE DOSE CALCULATION MANUAL

---

6.1.5 Basis

This specification is provided to ensure that the concentration of radioactive materials released in liquid waste effluents from the site to UNRESTRICTED AREAS will be less than 10X the concentration levels specified in 10 CFR Part 20, Appendix B, Table 2, Column 2. This limitation provides additional assurance that the levels of radioactive materials in bodies of water outside the site will not result in exposures exceeding (1) the Section II.A design objectives of Appendix I, 10 CFR Part 50, to a MEMBER OF THE PUBLIC and (2) the limits of 10 CFR Part 20.1301(a)(1) to the population. The concentration limit for dissolved or entrained noble gases is based upon the NRC's evaluation and assumption that Xe-135 is the controlling radioisotope and its limit in air (submersion) has been converted to an equivalent concentration in water using the methods described in International Commission on Radiological Protection (ICRP) Publication 2. The required detection capabilities for radioactive materials in liquid waste samples are tabulated in terms of the lower limits of detection (LLDs). Detailed discussion of the LLD, and other detection limits can be found in Currie, L. A., "Lower Limit of Detection: Definition and Elaboration of a Proposed Position for Radiological Effluent and Environmental Measurements," NUREG/CR-4007 (September 1984).

Note: Hard-to-detect (HTD) radionuclides are radionuclides, such as alpha emitters and pure beta emitters which can be detected only by chemical extraction followed by alpha or beta counting, and therefore cannot be detected before a release using gamma spectroscopy. Analyses for HTDs are accomplished by obtaining aliquots of sample streams and sending the samples to a contracted laboratory for analyses. Their release quantities and doses are assessed after analytical results are obtained and then included in the monthly effluent quantification. The HTDs specifically identified by the Point Beach RETS were Sr-89/90 and alpha emitters. Fe-55 identified in NUREG-0472 was not included in the Point Beach RETS. Pursuant to regulatory guidance, reviews of the Part 61 analyses have been undertaken and, as a good practice, the following HTDs (other than the ones specifically required) have been added to the analytical list: C-14, Fe-55, Ni-63, and Tc-99. NRC guidance (Reg Guide 1.21, Rev 2, June 2009) does not require analysis for C-14 in liquids because the airborne C-14 far outweighs the amount discharged in liquids. Therefore, C-14 analyses may be discontinued in the future based on the results from the Part 61 analyses. The list of required radionuclides and the additional HTDs are listed in Table 6-1.

OFFSITE DOSE CALCULATION MANUAL

TABLE 6-1  
RADIOACTIVE LIQUID WASTE SAMPLING AND ANALYSIS PROGRAM

LIQUID RELEASE TYPE <sup>2</sup>	SAMPLING FREQUENCY	MINIMUM ANALYSIS FREQUENCY	TYPE OF ACTIVITY ANALYSIS	LOWER LEVEL OF DETECTION <sup>1</sup> (μCi/cc)
1. Batch Releases <sup>2</sup> a. Waste Condensate Tank b. Waste Distillate Tank c. Monitor Tanks d. Other tanks containing radioactivity to be discharged	Prior to release	Prior to release	Gamma emitters	5 E-07
			I-131	1 E-06
			Tritium	1 E-05
		Monthly on composites obtained from batches released during the current month	Gross alpha	1 E-07
			Fe-55, Ni-63, Tc-99, C-14	1E-06 1E-06
		Quarterly on composites obtained from batches released during the current quarter	Sr-89/90	5 E-08
2. Continuous Releases <sup>3, 5</sup> a. Steam Generator Blowdown b. Service Water	Grab samples twice weekly	Twice weekly	Gamma emitters	5E-07
			I-131	1E-06
			Tritium	1E-05
		Monthly on grab composites	Gross alpha	1E-07
			Fe-55, Ni-63, Tc-99, C-14	1E-06 1E-06
		Quarterly on grab composites	Sr-89/90	5E-08
3. Waste Water Effluent	Continuous Composite <sup>4</sup>	Weekly	Gamma emitters	5E-07
			I-131	1E-06
			Tritium	1E-05
		Monthly on weekly composite	Gross alpha	1E-07
			Fe-55, Ni-63, Tc-99, C-14	1E-06 1E-06
		Quarterly on monthly composite	Sr-89/90	5E-08

- NOTE 1: The principal gamma emitter for which the gamma isotopic LLD applies is Cs-137. Because gamma isotopic analyses are performed, the LLDs for all other gamma emitters are inherently determined by the operating characteristics of the counting system. All positively identified gamma emitters will be reported in the Annual Monitoring Report
- NOTE 2: A BATCH RELEASE is defined in Section 2.5. Prior to sampling for analysis, each batch shall be isolated and mixed to assure representative sampling.
- NOTE 3: A CONTINUOUS RELEASE is defined in Section 2.5.
- NOTE 4: A continuous composite is one in which the method of sampling employed results in a specimen that is representative of the liquids released.
- NOTE 5: For compensatory analyses required by Table 6-2 only the analyses performed by the out-of-service monitor need to be performed.



OFFSITE DOSE CALCULATION MANUAL

---

6.2 Dose

6.2.1 Specifications

In accordance with PBNP TS 5.5.4.d, the dose or dose commitment to a MEMBER OF THE PUBLIC from radioactive materials in liquid effluents released to UNRESTRICTED AREAS shall not exceed:

- a. 3 mrem to the total body or 10 mrem to any organ, total from both units, during any calendar quarter, and
- b. 6 mrem to the total body or 20 mrem to any organ, total from both units, during any calendar year.

6.2.2 Applicability

At all times

6.2.3 Action

If the calculated dose from radioactive material actually released in liquid effluents exceeds any of the above limits, a special report shall be prepared and submitted to the Commission within 30 days of determination of the release quantity. The report shall include, as appropriate:

- The cause(s) for exceeding the limits,
- The corrective action(s) taken to reduce the release, and
- The proposed corrective action(s) to be taken to assure that subsequent releases will be in compliance with the above limits.

If the dose to any MEMBER OF THE PUBLIC exceeds 75 mrem to the thyroid or 25 mrem to the whole body or an organ other than the thyroid, pursuant to 40 CFR 190, the report shall also contain a request for a variance from this standard pursuant to 40 CFR 190.11.

6.2.4 Surveillance Requirement

Cumulative dose contributions from radioactive effluents shall be determined for the current calendar quarter and current calendar year in accordance with the methodology described in Section 9.2 at least once every 31 days.

OFFSITE DOSE CALCULATION MANUAL

---

6.2.5 Basis

This specification is provided to implement the requirements of Sections II.A, III.A, and IV.A of Appendix I, 10 CFR Part 50. The Limiting Condition for Operation implements the guides set forth in Section II.A of Appendix I. The ACTION statements provide operating flexibility and at the same time implement the guides set forth in Section IV.A of Appendix I to assure that the releases of radioactive material in liquid effluents to UNRESTRICTED AREAS will be kept "as low as is reasonably achievable". Also, for fresh water sites with drinking water supplies that can be potentially affected by plant operations, there is reasonable assurance that the operation of the facility will not result in radionuclide concentrations in the finished drinking water that are in excess of the requirements of 40 CFR Part 141. The dose calculation methodology in Section 9.2 implements the requirements of Section III.A of Appendix I that conformance with the guides of Appendix I be shown by calculational procedures based on models and data such that the actual exposure of a MEMBER OF THE PUBLIC through appropriate pathways is unlikely to be substantially underestimated. The equations specified in Section 9.2 for calculating the doses due to the actual release rates of radioactive materials in liquid effluents are consistent with the methodology provided in Regulatory Guide 1.109 and Regulatory Guide 1.113.

6.3 Liquid Radwaste Treatment System

6.3.1 Specifications

In accordance with PBNP TS 5.5.4.f, the LIQUID RADWASTE TREATMENT SYSTEM shall be used to reduce the radioactive materials in liquid wastes prior to discharge when the projected doses, due to the liquid effluent, to UNRESTRICTED AREAS would exceed 0.12 mrem to the total body or 0.4 mrem to any organ (2% of the annual Appendix I dose objective) in a 31 day period.

6.3.2 Applicability

At all times

OFFSITE DOSE CALCULATION MANUAL

---

6.3.3 Action

With radioactive liquid waste being discharged without treatment and in excess of the above limits and any portion of the LIQUID RADWASTE TREATMENT SYSTEM not in operation, prepare and submit to the Commission within 30 days a special report that includes the following information:

- Identification of the non-functional equipment or subsystem and the reason for non-functionality.
- Actions taken to restore the non-functional equipment to FUNCTIONAL status.
- Summary description of actions taken to prevent a recurrence.

6.3.4 Surveillance Requirement

Doses due to liquid releases shall be projected at least once per 31 days in accordance with the methodology and parameters in Section 9.3.

6.3.5 Basis

The requirement that the appropriate portions of this system be used, when specified, provides assurance that the releases of radioactive materials in liquid effluents will be kept "as low as is reasonably achievable". This specification implements the requirements of 10 CFR Part 50.36a, General Design Criterion 60 of Appendix A to 10 CFR Part 50 and the design objective given in Section II.D of Appendix I to 10 CFR Part 50. The specified limits governing the use of appropriate portions of the LIQUID RADWASTE TREATMENT SYSTEM were specified as a suitable fraction of the dose design objectives set forth in Section II.A of Appendix I, 10 CFR Part 50, for liquid effluents.

6.4 Liquid Effluent Monitoring Instrumentation

6.4.1 Specifications

- a. In accordance with PBNP TS 5.5.4, the radioactive liquid monitoring instrumentation channels listed in Table 6-2 shall be FUNCTIONAL and alarm or trip setpoints established such that effluent releases do not exceed the values described in Section 6.1.1.
- b. The alarm or trip setpoints of the monitoring instrumentation channels shall be determined in accordance with the methodology in Section 9.1.

## OFFSITE DOSE CALCULATION MANUAL

---

### 6.4.2 Applicability

During releases using the monitored pathway

### 6.4.3 Action

- a. If a radioactive effluent monitoring instrumentation channel alarm or trip setpoint is found less conservative than required by Section 6.4.1, immediately suspend the release of radioactive liquid effluents monitored by the affected channel, or declare the channel non-functional, or change the setpoint so it is acceptably conservative.
- b. If fewer than the minimum number of radioactive effluent monitoring channels is FUNCTIONAL, the appropriate ACTION should be taken for the instrument as listed in Table 6-2. Best effort shall be made to return the non-functional channel to a FUNCTIONAL status within 30 days. If this cannot be accomplished, the circumstances of the instrument failure and schedule for repair shall be reported in the Annual Monitoring Report.
- c. Report all deviations in the Annual Monitoring Report.

### 6.4.4 Surveillance Requirement

Each radioactive effluent monitoring instrumentation channel shall be demonstrated FUNCTIONAL by performance of the CHANNEL CHECK, calibration, FUNCTIONAL TEST, and SOURCE CHECK at the frequencies described in Table 6-3.

### 6.4.5 Basis

The radioactive liquid effluent monitoring instrumentation is provided to monitor and control, as applicable, the releases of radioactive materials in liquid effluents during actual or potential releases of liquid effluents. The Alarm/Trip Setpoint for these instruments SHALL be calculated and adjusted in accordance with the methodologies and parameters in Section 9.1 of the ODCM to ensure that the alarm/trip will occur prior to exceeding the limits of TS 5.5.4.6. The FUNCTIONALITY and use of the instrumentation is consistent with the requirements of General Design Criteria 60, 63, and 64 of Appendix A to 10 CFR Part 50 and Point Beach General Design Criteria 17 and 70.



OFFSITE DOSE CALCULATION MANUAL

TABLE 6-2  
RADIOACTIVE LIQUID EFFLUENT MONITORING INSTRUMENTATION

INSTRUMENT	MINIMUM CHANNELS FUNCTIONAL	ACTION
1. Liquid Radwaste System		
a. RE-223, Waste Distillate Tank Discharge	1	Note 1
b. RE-218, Waste Condensate Tank Discharge	1	Note 1
c. Waste Condensate Tank Discharge Flow Meter	1	Note 2
d. Waste Distillate Tank Flow Rate Recorder	1	Note 2
2. Steam Generator Blowdown System		
a. For each unit: RE-219, Steam Generator Blowdown Liquid Discharge, or RE-222, Blowdown Tank Monitor, or RE-229, Service Water Discharge	1	Note 3
b. Steam Generator Blowdown Flow Indicating Transmitters (1 per steam generator)	1	Note 4
3. Service Water System		
a. RE-229, Service Water Discharge (for applicable unit)	1	Note 5
b. For each unit: RE-216, Containment Cooling Fan Service Water Return, or RE-229, Service Water Discharge	1	Note 5
c. RE-220, Spent Fuel Pool Heat Exchanger Service Water Outlet or RE-229, Service Water Discharge (for applicable unit)	1	Note 5
4. Waste Water Effluent		
a. RE-230, Waste Water Effluent	1	Note 5
b. Waste Water Effluent Composite Sampler	1	Note 6
c. Waste Water Effluent Flow Determination	N/A	Note 7

**NOTE 1:** If the number of channels FUNCTIONAL is fewer than the minimum required, effluent releases via this pathway shall be discontinued immediately (reference TRM 3.3.1).

**NOTE 2:** If the number of channels FUNCTIONAL is fewer than the minimum required, effluent releases via this pathway may continue provided the flow rate is estimated at least once every four hours during actual liquid batch releases.

**NOTE 3:** If the number of channels FUNCTIONAL is fewer than the minimum required, effluent releases via this pathway may continue provided grab samples are analyzed for gamma radioactivity in accordance with Table 6-1 at least once every 24 hours when the secondary coolant specific activity is less than 0.01  $\mu\text{Ci/cc}$  dose equivalent I-131 or once every 12 hours when the activity is greater than 0.01  $\mu\text{Ci/cc}$  dose equivalent I-131.

**NOTE 4:** If the number of channels FUNCTIONAL is fewer than the minimum required, effluent releases via this pathway may continue provided the flow is estimated or determined with auxiliary indication at least once every 24 hours.

**NOTE 5:** If the number of channels FUNCTIONAL is fewer than the minimum required, effluent releases via this pathway may continue provided that at least once every 12 hours grab samples are collected and analyzed in accordance with Table 6-1.

**NOTE 6:** If the number of channels FUNCTIONAL is fewer than the minimum required, effluent releases via this pathway may continue provided grab samples are collected twice per week and analyzed in accordance with Table 6-1.

**NOTE 7:** Waste water effluent flow may be determined from the waste water effluent flow meter

OFFSITE DOSE CALCULATION MANUAL

TABLE 6-3  
RADIOACTIVE LIQUID EFFLUENT MONITORING INSTRUMENTATION SURVEILLANCE  
REQUIREMENTS

INSTRUMENT DESCRIPTION	CHANNEL CHECK	CALIB.	FUNCTION TEST	SOURCE CHECK
1. Liquid Radwaste System				
a. RE-223, Waste Distillate Tank	D	R	Q	P
b. RE-218, Waste Condensate Tank Discharge	D	R	Q	P
c. Waste Condensate Tank Discharge Flow Meter	P/D	R	N/A	N/A
d. Waste Distillate Tank Flow Rate Recorder	P/D	R	N/A	N/A
2. Steam Generator Blowdown System				
a. RE-219, Steam Generator Blowdown Liquid Discharge (1 per unit)	D	R	Q	M
b. RE-222, Blowdown Tank Monitor (1 per unit)	D	R	Q	M
c. Steam Generator Blowdown Flow Indicating Transmitters (1 per steam generator)	D	R	N/A	N/A
3. Service Water System				
a. RE-229, Service Water Discharge (1 per unit)	D	R	Q	M
b. RE-216, Containment Cooling Fan Service Water Return	D	R	Q	M
c. RE-220, Spent Fuel Pool Heat Exchanger Service Water Outlet	D	R	Q	M
4. Waste Water Effluent				
a. RE-230, Waste Water Effluent	D	R	Q	M
b. Waste Water Effluent Composite Sampler	W	N/A	N/A	N/A
c. Waste Water Effluent Flow Meter	W	R	N/A	N/A

Legend:

D	=	Daily
W	=	Weekly
M	=	Monthly
Q	=	Quarterly
R	=	Once per 18 months, typically during refueling
P/D	=	Prior to or immediately upon initiation of a release or daily if a release continues for more than one day
N/A	=	Not applicable

OFFSITE DOSE CALCULATION MANUAL

---

7.0 GASEOUS EFFLUENT SPECIFICATIONS AND SURVEILLANCE REQUIREMENTS

7.1 Dose Rate

7.1.1 Specifications

In accordance with PBNP TS 5.5.4.g, the dose rate resulting from radioactive material released in gaseous effluents from the site areas at or beyond the SITE BOUNDARY shall be limited to the following:

- a. For noble gases: a dose rate  $\leq 500$  mrem/yr to the whole body and a dose rate  $\leq 3000$  mrem/yr to the skin, and
- b. For iodine-131, iodine-133, tritium, and all radionuclides in particulate form with half-lives greater than eight days: a dose rate  $\leq 1500$  mrem/yr to any organ.

7.1.2 Applicability

At all times.

7.1.3 Action

With the dose rate(s) exceeding the above limits, immediately restore the release rate within the above limit(s).

7.1.4 Surveillance Requirement

- a. The dose rate due to noble gases in gaseous effluents shall be determined to be within the above limits in accordance with the methodology and parameters in Section 10.3 of this manual.
- b. The dose rate due to iodine-131, iodine-133, tritium, and all radionuclides in particulate form with half-lives greater than 8 days in gaseous effluents shall be determined to be within the above limits in accordance with the methodology and parameters in Section 10.4 of this manual by obtaining representative samples and performing analyses in accordance with the sampling and analysis program specified in Table 7-1.

OFFSITE DOSE CALCULATION MANUAL

---

7.1.5 Basis

This specification is provided to ensure that the dose rate at the SITE BOUNDARY averaged over a time period of no greater than one hour due to gaseous effluents from all units on the site will be within the annual dose limits of 10 CFR Part 20 for UNRESTRICTED AREAS. These limits provide reasonable assurance that radioactive material discharged in gaseous effluents will not result in the exposure of a MEMBER OF THE PUBLIC in an UNRESTRICTED AREA, either within or outside the SITE BOUNDARY, to annual average concentrations exceeding the limits specified in Appendix B, Table 2 of 10 CFR Part 20. For MEMBERS OF THE PUBLIC who may at times be within the SITE BOUNDARY, the occupancy of the MEMBER OF THE PUBLIC will usually be sufficiently low to compensate for any increase in the atmospheric diffusion factor above that for the SITE BOUNDARY. The specified release rate limits restrict, at all times, the corresponding gamma and beta dose rates above background to a MEMBER OF THE PUBLIC at or beyond the SITE BOUNDARY to less than or equal to 500 mrem/yr to the total body or to less than or equal to 3000 mrem/year to the skin. These release rate limits also restrict, at all times, the corresponding thyroid dose rate above background to less than or equal to 1500 mrem/year. The required detection capabilities for radioactive material in gaseous waste samples are tabulated in terms of the lower limits of detection (LLDs). Detailed discussion of the LLD, and other detection limits can be found in Currie, L. A., "Lower Limit of Detection: Definition and Elaboration of a Proposed Position for Radiological Effluent and Environmental Measurements," NUREG/CR-4007 (September 1984).

Hard-to-detect (HTD) radionuclides are radionuclides, such as alpha emitters and pure beta emitters which can be detected only by chemical extraction followed by alpha or beta counting. HTD analyses are accomplished by a contracted laboratory on representative waste stream samples. Their release quantities and doses are assessed after analytical results are obtained and then included in the monthly effluent quantification. The HTDs specifically identified by the Point Beach RETS were Sr-89/90 and alpha emitters. Fe-55 identified in NUREG-0472 was not included in the Point Beach RETS. Pursuant to regulatory guidance, reviews of the Part 61 analyses have been undertaken, and, as a good practice, the following HTDs (other than the ones specifically required) have been added to the analytical list: Fe-55, Ni-63, and Tc-99. Airborne C-14 is calculated. The list of required radionuclides and the additional HTDs are listed in Table 7-1.



OFFSITE DOSE CALCULATION MANUAL

TABLE 7-1  
RADIOACTIVE GASEOUS WASTE SAMPLING AND ANALYSIS PROGRAM

GASEOUS RELEASE TYPE	SAMPLING FREQUENCY	MINIMUM FREQUENCY ANALYSIS	TYPE OF ACTIVITY ANALYSIS	LOWER LEVEL OF DETECTION <sup>1</sup> (pCi/cc)
1. Gas Decay Tank	Prior to release	Prior to release	Gamma emitters	1E-04
2. Containment Purge or Continuous Vent	Prior to Purge <sup>2</sup> or vent	Prior to purge or vent	Gamma emitters	1E-04
			Tritium	1E-06
3. Continuous Releases	Continuous <sup>3</sup>	Weekly analysis of charcoal and particulate samples	Gamma emitters	1E-11
a. Unit 1 Containment Purge and Vent			I-131	1E-12
b. Unit 2 Containment Purge and Vent		Monthly composite of particulate sample	Gross alpha	1E-11
c. Drumming Area vent		Quarterly composite of particulate sample	Sr-89/90	1E-11
d. Gas Stripper Building Vent			Fe-55, Ni-63, Tc-99	Per industry standards <sup>5</sup>
e. Auxiliary Building Vent		Noble gas monitor	Noble gases – gross beta or gamma	1E-06
	Monthly <sup>4</sup> (grab)	Monthly	Gamma emitters	1E-04
			Tritium	1E-06

**NOTE 1:** The principal gamma emitters for which LLD specification applies are Cs-137 in particulates and Xe-133 in gases. Because gamma isotopic analyses are performed, the LLDs for all other gamma emitters are inherently determined by the operating characteristics of the counting system. All identifiable gamma emitters will be reported in the Annual Monitoring Report.

**NOTE 2:** Tritium grab samples will be taken every 24 hours when the refueling cavity is flooded.

**NOTE 3:** The ratio of the sample flow rate to the release flow rate shall be known or estimated for the time period covered by each sampling interval. (Reference RAM 5.2)

**NOTE 4:** Tritium grab samples will be taken every seven days from the drumming area ventilation exhaust/spent fuel pool area whenever there is spent fuel in the spent fuel pool.

**NOTE 5:** LLDs for Fe-55, Ni-63 and Tc-99 are not prescribed in NUREG 1301. LLDs should be consistent with laboratory capabilities and industry standards for nuclide detection.

OFFSITE DOSE CALCULATION MANUAL

---

7.2 Dose – Noble Gases

7.2.1 Specifications

In accordance with PBNP TS 5.5.4.e & 5.5.4.h, the air dose from noble gases released in gaseous effluents to areas beyond the SITE BOUNDARY shall not exceed:

- a. 10 mrad for gamma radiation or 20 mrad for beta radiation, per calendar quarter, and
- b. 20 mrad for gamma radiation or 40 mrad for beta radiation, per calendar year.

7.2.2 Applicability

At all times.

7.2.3 Action

If the calculated air dose from radioactive noble gases actually released in gaseous effluents exceeds any of the above limits, a special report shall be prepared and submitted to the Commission within 30 days of determination of the release quantity. The report shall include, as appropriate:

- The cause(s) for exceeding the limits,
- The corrective action(s) taken to reduce the release, and
- The proposed corrective action(s) to be taken to assure that subsequent releases will be in compliance with the above limits.

If the dose to any MEMBER OF THE PUBLIC exceeds 75 mrem to the thyroid or 25 mrem to the whole body or an organ other than the thyroid, pursuant to 40 CFR 190, the report shall also contain a request for a variance from this standard pursuant to 40 CFR 190.11.

7.2.4 Surveillance Requirement

Cumulative dose contributions from noble gases in radioactive effluents shall be determined for the current calendar quarter and current calendar year in accordance with the methodology described in Section 10.5, at least every 31 days.

OFFSITE DOSE CALCULATION MANUAL

---

7.2.5 Basis

This specification is provided to implement the requirements of Section II.B, III.A and IV.A of Appendix I, 10 CFR Part 50. The Limiting Conditions for Operation implement the guides set forth in Section II.B of Appendix I. The ACTION statement provides the required operating flexibility and at the same time implements the guides set forth in Section IV.A of Appendix I to assure that the release of radioactive material in gaseous effluents will be kept “as low as reasonably achievable”. The Surveillance Requirements implement the requirements of Section III.A of Appendix I that conformance with the guides of Appendix I be shown by calculational procedures based on models and data such that the actual exposure of a MEMBER OF THE PUBLIC through appropriate pathways is unlikely to be substantially underestimated. The dose calculation methodology of Section 10.3 for calculating the doses due to the actual release rate of radioactive noble gases in gaseous effluents are consistent with the methodology provided in Regulatory Guide 1.109 and Regulatory Guide 1.111. The equations of Section 10.5 provided for determining the air doses at and beyond the SITE BOUNDARY are based upon the historical average atmospheric conditions.

Consistent with the approach for limiting gaseous effluents in 10CFR50 App. I, meeting the air dose limits for gamma and beta radiation under most all site conditions provides a *de facto* compliance with the total body (5 mrem per unit) and skin (15 mrem per unit) dose limits. For PBNP, the air dose limits are met at the site boundary at the location with the highest  $\chi/Q$ , which is a very conservative assessment when compared to the location of any real person. Furthermore, PBNP TS section 5.5.4.h. requires compliance with only the air dose limits. Therefore, compliance with the gamma and beta air dose limits provides for compliance with the total body and skin dose limits.

7.3 Dose – I-131, I-133, H-3 and Radionuclides in Particulate Form

7.3.1 Specifications

In accordance with PBNP TS 5.5.4.i, the annual or quarterly dose to a MEMBER OF THE PUBLIC from iodine-131, iodine-133, tritium, and all radionuclides in particulate form with half-lives greater than eight days in gaseous effluents release to areas beyond the SITE BOUNDARY shall be limited to:

- a.  $\leq 15$  mrem to any organ per calendar quarter, and
- b.  $\leq 30$  mrem to any organ per calendar year.

7.3.2 Applicability

At all times.

OFFSITE DOSE CALCULATION MANUAL

---

7.3.3 Action

If the calculated dose from the release of iodine-131, iodine-133, tritium, and radionuclides in particulate form with half-lives greater than eight days, in gaseous effluents exceeds any of the above limits, a special report shall be prepared and submitted to the Commission within 30 days of determination of the release quantity. The report shall include, as appropriate:

- The cause(s) for exceeding the limits,
- The corrective action(s) taken to reduce the release, and
- The proposed corrective action(s) to be taken to assure that subsequent releases will be in compliance with the above limits.

If the dose to any MEMBER OF THE PUBLIC exceeds 75 mrem to the thyroid or 25 mrem to the whole body or an organ other than the thyroid, pursuant to 40 CFR 190, the report shall also contain a request for a variance from this standard pursuant to 40 CFR 190.11.

7.3.4 Surveillance Requirement

Cumulative dose contributions from iodine-131, iodine-133, tritium, and particulates with half-lives greater than eight days in radioactive effluents shall be determined for the current calendar quarter and current calendar year in accordance with the methodology described in Section 10.6, at least every 31 days.



OFFSITE DOSE CALCULATION MANUAL

---

7.3.5 Basis

This specification is provided to implement the requirements of Section II.C, III.A and IV.A of Appendix I, 10 CFR Part 50. The Limiting Conditions for Operation are the guides set forth in Section II.C of Appendix I. The ACTION statements provide the required operating flexibility and at the same time implement the guides set forth in Section IV.A of Appendix I to assure that the release of radioactive materials in gaseous effluents to UNRESTRICTED AREAS will be kept "as low as is reasonably achievable". The Surveillance Requirements implement the requirements of Section III.A of Appendix I that conformance with the guides of Appendix I be shown by calculational procedures based on models and data such that the actual exposure of a MEMBER OF THE PUBLIC through appropriate pathways is unlikely to be substantially underestimated. The dose calculation methodology of Section 10.4 for calculating the doses due to the actual release rates of the subject materials are consistent with the methodology provided in Regulatory Guide 1.109 and Regulatory Guide 1.111. These equations also provide for determining the actual doses based upon the historical average atmospheric conditions. The release rate controls for iodine-131, iodine-133, tritium, and radionuclides in particulate form with half-lives greater than eight days are dependent upon the existing radionuclide pathways to man at and beyond the SITE BOUNDARY. The pathways that were examined in the development of the calculations were: (1) individual inhalation of airborne radionuclides, (2) deposition of radionuclides onto green leafy vegetation with subsequent consumption by man, (3) deposition onto grassy areas where milk animals and meat producing animals graze with consumption of the milk and meat by man, and (4) deposition on the ground with subsequent exposure of man.

7.4 Gaseous Radwaste Treatment System

7.4.1 Specifications

In accordance with PBNP TS 5.5.4.f, the GASEOUS RADWASTE TREATMENT SYSTEM shall be used to reduce radioactive materials in gaseous waste prior to discharge when the 31-day projected gaseous effluent air doses due to the gaseous effluents to UNRESTRICTED AREAS would exceed 0.4 mrad from noble gas gamma radiation, 0.8 mrad from noble gas beta radiation, and 0.6 mrem to any organ from I-131, I-133, H-3 and radioactive material in particulate form whose half-life is > 8 days, from both units (2% of the Appendix I annual dose objectives).

7.4.2 Applicability

At all times.

---

OFFSITE DOSE CALCULATION MANUAL

---

7.4.3 Action

If radioactive gases are being discharged for a period of 31 consecutive days without use of the effluent treatment system to meet the release limits specified above, a special report shall be prepared and submitted to the Commission within thirty days which includes the following information:

- Identification of the non-functional equipment or subsystem and the reason for non-functionality.
- Actions taken to restore the non-functional equipment to FUNCTIONAL status.
- Summary description of actions taken to prevent a recurrence.

The following portions of the gaseous radioactive effluent treatment system shall be used to reduce the release of radioactivity:

- For noble gases, a gas decay tank(s) (GDTs) shall be operated when required to maintain gaseous releases within the specified limits, described above.
- During a GDT discharge through the Auxiliary Building vent, at least one exhaust fan shall be in operation (FSAR 11.2.3).
- For iodine-131, iodine-133, tritium, and particulates with half-lives greater than eight days, the auxiliary building ventilation exhaust charcoal filter and/or air ejector charcoal filter shall be operated when required to maintain gaseous releases within the specified limits, described above.

7.4.4 Surveillance Requirement

Projected dose contributions from radioactive effluents shall be determined for the current calendar quarter and current calendar year in accordance with the methodology described Sections 9.3 and 10.7 at least every 31 days.

7.4.5 Basis

The requirement that the appropriate portions of these systems be used, when specified, provides reasonable assurance that the release of radioactive materials in gaseous effluents will be kept "as low as is reasonably achievable". This specification implements the requirements of PBNP GDC 70, 10 CFR Part 50.36a, General Design Criterion 60 of Appendix A to 10 CFR Part 50 and the design objective given in Section II.D of Appendix I to 10 CFR Part 50. The specified limits governing the use of appropriate portions of the GASEOUS RADWASTE TREATMENT SYSTEM were specified as a suitable fraction (2%) of the annual dose design objectives set forth in Sections II.B and II.C of Appendix I, 10 CFR Part 50, for gaseous effluents.

OFFSITE DOSE CALCULATION MANUAL

---

7.5 Gaseous Effluent Monitoring Instrumentation

7.5.1 Specification

- a. In accordance with PBNP TS 5.5.4.a, the radioactive gaseous monitoring instrumentation channels listed in Table 7-2 shall be FUNCTIONAL and alarm or trip setpoints established such that effluent releases do not exceed the values described in Section 7.1.1.
  1. All monitors are defined by the term FUNCTIONAL – FUNCTIONALITY, **EXCEPT** 1(2) RE-212 Containment Noble Gas Monitor which is defined by the term OPERABLE – OPERABILITY.
  2. **IF** the ability of 1(2) RE-212, Containment Noble Gas Monitor, to perform its function is questioned, **THEN** the Operability Determination process is applicable. (LCO 3.4.15, RCS Leakage Detection Instrumentation)
- b. The alarm or trip setpoints of the monitoring instrumentation channels shall be determined in accordance with the methodology in Section 10.1 of the ODCM.

7.5.2 Applicability

During releases via the monitored pathway.

7.5.3 Action

- a. If a radioactive effluent monitoring instrumentation channel alarm or trip setpoint is found less conservative than required by Section 7.5.1, immediately suspend the release of radioactive gaseous effluents monitored by the affected channel, or declare the channel non-functional, or change the setpoint so it is acceptably conservative.
- b. If fewer than the minimum number of radioactive effluent monitoring channels is FUNCTIONAL, the appropriate ACTION should be taken for the instrument as listed in. Best effort shall be made to return the non-functional channel to a FUNCTIONAL status within 30 days. If the number of channels FUNCTIONAL is not restored to the minimum required for any release pathway within 30 days, the circumstances of the instrument failures and schedule for repair shall be reported in the Annual Monitoring Report.
- c. Report all deviations in the Annual Monitoring Report

OFFSITE DOSE CALCULATION MANUAL

---

7.5.4 Surveillance Requirement

Each radioactive effluent monitoring instrumentation channel shall be demonstrated FUNCTIONAL by performance of the CHANNEL CHECK, calibration, FUNCTIONAL TEST, and SOURCE CHECK at the frequencies described in Table 7-3.

7.5.5 Basis

The radioactive gaseous effluent monitoring instrumentation is provided to monitor and control, as applicable, the releases of radioactive materials in gaseous effluents during actual or potential releases of gaseous effluents. The Alarm/Trip Setpoint for these instruments SHALL be calculated and adjusted in accordance with the methodologies and parameters in the ODCM to ensure that the alarm/trip will occur prior to exceeding the limits of 10 CFR Part 20. The FUNCTIONALITY and use of the instrumentation is consistent with the requirements of Point Beach General Design Criteria 17 and 70 and General Design Criteria 60, 63, and 64 of Appendix A to 10 CFR Part 50.



OFFSITE DOSE CALCULATION MANUAL

TABLE 7-2  
GASEOUS EFFLUENT MONITORING INSTRUMENTATION

INSTRUMENT	MINIMUM CHANNELS FUNCTIONAL	ACTION
1. Gas Decay Tank System		
a. RE-214 , Noble Gas (Auxiliary Building Vent Stack), or RE-315, Noble Gas (Auxiliary Building Vent SPING)	1	Note 1
b. Gas Decay Tank Flow Measuring Meter	1	Note 2
2. Auxiliary Building Ventilation		
a. RE-214, Noble Gas (Auxiliary Building Vent Stack), or RE-315, Noble Gas (Auxiliary Building Vent SPING)	1	Note 3
b. Isokinetic Iodine and Particulate Continuous Air Sampling System or SPING 23	1	Note 4
3. Condenser Air Ejector System		
a. RE-225, Noble Gas (Combined Air Ejector Discharge Monitor), or RE-215, Noble Gas (Air Ejector Monitors – 1 per unit), or RE-214, Noble Gas (Auxiliary Building Vent Stack); or RE-315, Noble Gas (Auxiliary Building Vent SPING)	1	Note 3
b. Flow Rate Monitor – Air Ejectors	1	Note 5
4. Containment Purge and Vent System		
a. RE-212, Noble Gas Monitors (1 per unit); or RE-305, Noble Gas (Purge Exhaust SPING – 1 per unit)	1	Note 3
b. 30 cfm Forced Vent Path Flow Indicators	1	Note 5
c. Iodine and Particulate – Continuous Air Samplers	1	Note 4
d. Sampler Flow Rate Measuring Device	1	Note 5
5. Fuel Storage and Drumming Area Ventilation		
a. RE-221, Noble Gas (Drumming Area Stack), or RE-325, Noble Gas (Drumming Area SPING)	1	Note 3
b. Isokinetic Iodine and Particulate Continuous Air Sampling System or SPING 24	1	Note 4
6. Gas Stripper Building Ventilations		
a. RE-224, Noble Gas (Gas Stripper Building), or RE-305, Unit 2 Purge Exhaust SPING	1	Note 3
b. Iodine and Particulate – Continuous Air Sampler or SPING 22	1	Note 4
c. Sampler Flow Rate Measuring Device	1	Note 5

**NOTE 1:** If the number of channels FUNCTIONAL is fewer than the minimum required, effluent releases via this pathway may continue provided that prior to initiating a release, two separate samples are analyzed by two technically qualified people in accordance with the applicable part of Table 7-1 and the release rate is reviewed by two technically qualified people.

**NOTE 2:** If the number of channels FUNCTIONAL is fewer than the minimum required, effluent releases via this pathway may continue provided the flow rate is estimated at least once every four hours during actual gaseous releases.

**NOTE 3:** If the number of channels FUNCTIONAL is fewer than the minimum required, effluent releases via this pathway may continue provided grab samples are collected at least once per 12 hours and are analyzed in accordance with Table 7-1. (Reference Step 7.5.1 for additional information regarding RE-212)

**NOTE 4:** If the number of channels FUNCTIONAL is fewer than the minimum required, effluent releases via the affected pathway may continue provided samples are continuously collected with auxiliary sampling equipment, (e.g., any low volume sampler which meets the requirements of Table 7-1).

**NOTE 5:** If the number of channels FUNCTIONAL is fewer than the minimum required, effluent releases via this pathway may continue provided the flow is estimated or determined with auxiliary indication at least once every 24 hours.

OFFSITE DOSE CALCULATION MANUAL

TABLE 7-3  
RADIOACTIVE GASEOUS EFFLUENT MONITORING INSTRUMENTATION SURVEILLANCE  
REQUIREMENTS

INSTRUMENT DESCRIPTION	CHANNEL CHECK	CALIB.	FUNCTION TEST	SOURCE CHECK
1. Gas Decay Tank System				
a. RE-214, Noble Gas (Auxiliary Building Vent Stack)	D	R	Q	M
b. Gas Decay Tank Flow Measuring Device	P	R	N/A	N/A
2. Auxiliary Building Ventilation System				
a. RE-214, Noble Gas (Auxiliary Building Vent Stack)	D	R	Q	M
b. RE-315, Noble Gas (Auxiliary Building SPING)	D	R	Q	M
c. Isokinetic Iodine and Particulate Continuous Air Sampling System	W	R	N/A	N/A
3. Condenser Air Ejector System				
a. RE-225, Noble Gas (Combined Air Ejector Discharge)	D	R	Q	M
b. RE-215, Noble Gas (Air Ejectors – 1 per unit)	D	R	Q	M
c. Flow Rate Monitor – Air Ejectors (1 per unit)	D	R	N/A	N/A
4. Containment Purge and Vent System				
a. RE-212, Noble Gas (1 per unit)	D	R	Q	M <sup>1</sup>
b. 30 cfm Vent Path Flow Indication	P/D	R	N/A	N/A
c. RE-305, Noble Gas (Purge Exhaust SPING – 1 per unit)	D	R	Q	M <sup>1</sup>
d. Iodine and Particulate Continuous Air Sampler	P/W	N/A	N/A	N/A
e. Sampler Flow Rate Measuring Device	P/D	R	N/A	N/A
5. Fuel Storage and Drumming Area Ventilation Stack				
a. RE-221, Noble Gas (Drumming Area Vent Stack)	D	R	Q	M
b. RE-325, Noble Gas (Drumming Area SPING)	D	R	Q	M
c. Isokinetic Iodine and Particulate Continuous Air Sampling System	W	R	N/A	N/A
6. Gas Stripper Building Ventilation System				
a. RE-224, Noble Gas	D	R	Q	M
b. Iodine and Particulate Continuous Air Sampler	W	N/A	N/A	N/A
c. Sampler Flow Rate Measuring Device	W	R	N/A	N/A

Legend: D = Daily R = Once per 18 months, typically during refueling  
W = Weekly P/D(W) = Prior to or immediately upon initiation of a release or daily (weekly) if a release continues for more than one day (week)  
M = Monthly Q = Quarterly N/A = Not applicable

NOTE 1: SOURCE CHECK required prior to containment purge

OFFSITE DOSE CALCULATION MANUAL

---

8.0 TOTAL DOSE

8.1 Specification

The annual (calendar year) dose or dose commitment to any MEMBER OF THE PUBLIC due to releases of radioactivity and to radiation from URANIUM FUEL SOURCES shall be limited to less than or equal to 25 mrem to the total body or any organ, except the thyroid, which shall be limited to less than or equal to 75 mrem.

8.2 Applicability

At all times.

8.3 Action

- a. With the calculated doses from the release or radioactive materials in liquid or gaseous effluents exceeding twice the limits of Sections 6.2.1, 7.2.1, or 7.3.1, calculations should be made including direct radiation contributions from the site to determine whether the above limits have been exceeded. If the limits are exceeded, a special report shall be prepared and submitted to the Commission within 30 days in lieu of a License Event Report, that includes the following:
  - the corrective action(s) taken to reduce subsequent releases to prevent recurrence of exceeding the above limits and includes the schedule for achieving conformance with the above limits.
  - An analysis that estimates the radiation exposure (dose) to a MEMBER OF THE PUBLIC from URANIUM FUEL CYCLE sources, including all effluent pathways and direct radiation, for the calendar year that includes the release(s) covered by this report, as defined in 10 CFR 20.2203.
  - A description of the levels of radiation and concentrations of radioactive material involved, and the cause of the exposure levels or concentrations.
- b. If the estimated dose(s) exceeds the above limits, and if the release condition resulting in violation of 40 CFR Part 190 has not already been corrected, a request for a variance in accordance with the provisions of 40 CFR Part 190 shall be made. Submittal of the report is considered a timely request, and a variance is granted until staff action on the request is complete.

8.4 Surveillance Requirements

- 8.4.1 Cumulative dose contributions from liquid and gaseous effluents shall be determined in accordance with Surveillance Requirements 6.2.4, 7.2.4, and 7.3.4 and in accordance with the methodology of Sections 9.2, 10.5, and 10.6, respectively.

OFFSITE DOSE CALCULATION MANUAL

---

- 8.4.2 Cumulative dose contributions from direct radiation from the reactor units shall be determined using the procedure outlined in Section 11.0. This application is applicable only under the conditions set forth in ACTION 7.1.3.

8.5 Basis

This specification is provided to meet the dose limitations of 40 CFR Part 190 that have been incorporated into 10 CFR Part 20 by 46 FR 18525. The specification requires the preparation and submittal of a special report whenever the calculated doses due to releases of radioactivity and to radiation from the URANIUM FUEL CYCLE sources exceed 25 mrem to the whole body or any organ, except the thyroid, which shall be limited to less than or equal to 75 mrem. For sites containing up to four reactors, it is highly unlikely that the resultant dose to a MEMBER OF THE PUBLIC will exceed the dose limits of 40 CFR 190 if the individual reactors remain within twice the dose design objectives of Appendix I and if direct radiation doses from the units (including outside storage tanks, the ISFSI, etc.) are kept small. The special report will describe a course of action that should result in the limitation of the annual dose to a MEMBER OF THE PUBLIC to within 40 CFR 190 limits. For the purposes of the special report, it may be assumed that the dose commitment to a MEMBER OF THE PUBLIC from other URANIUM FUEL CYCLE sources is negligible, with the exception that dose contributions from other nuclear fuel cycle facilities at the same site or within a radius of 8 km must be considered.

The Kewaunee Nuclear Power Plant (KNPP) is within a radius of 8 Km of Point Beach. KNPP is now shut down. However, should there be any stored licensed material on that site which is released to the environment; the dose contribution from that release would have to be considered when evaluating Point Beach compliance with 40 CFR 190 limits.

If the dose to any MEMBER OF THE PUBLIC is estimated to exceed the requirements of 40CFR190, the special report with a request for a variance (provided the release conditions resulting in violation of 40CFR190 have not already been corrected), in accordance with the provisions of 40CFR190.11 and 10CFR20.2203(a)(4), is considered to be a timely request and fulfills the requirements of 40CFR190 until NRC staff action is completed. The variance only relates to the limits of 40CFR190, and does not apply in any way to the other requirements for dose limitation of 10CFR20, as addressed in Sections 6.2, 7.2 and 7.3. An individual is not considered a MEMBER OF THE PUBLIC during any period in which he/she is engaged in carrying out any operation that is part of the nuclear fuel cycle.



OFFSITE DOSE CALCULATION MANUAL

---

## 9.0 LIQUID EFFLUENT CALCULATIONS

### 9.1 Monitor Alarm Setpoint Determination

The effluent monitor setpoints are established to ensure that controlled releases of liquid radioactive effluents are maintained as low as is reasonably achievable, to ensure releases result in concentrations to unrestricted areas within the limits specified in Section 6.1 and to ensure that the dose limits of 10 CFR 50, Appendix I are not exceeded.

The computerized PBNP Radiation Monitoring System (RMS) permits each effluent radiation monitor to be programmed to alarm at two distinct setpoints. The alert setpoint, typically twice the steady-state reading, is intended to delineate a changing plant condition, and is established for evaluation purposes only. The high alarm or trip setpoint either will actuate a control function as applicable or will require corrective action to be initiated.

#### Alert Setpoint Guidelines

The alert setpoint of each effluent monitor normally will be set to alarm at two times the established steady-state reading. The alert setpoint is normally set at concentrations well below the alarm setpoint value and is never to be set in excess of the alarm setpoint. Certain situations during the course of plant operations may require a deviation from the two times steady-state value. The intent of this setpoint is to warn of changing plant conditions, which may warrant an evaluation to determine the cause of the increased reading. If the increased level is actually due to an increased radiation inventory within the system being monitored, as opposed to an increased background radiation field in the vicinity of the detector, an evaluation should be made to determine the impact of the release. The alert setpoint may be adjusted with prior approval. Alert setpoint adjustments are to be made in accordance with the PBNP RMS Alarm Setpoint and Response Book (Ref. OM 4.1.7).

#### High Alarm or Trip Setpoint Guidelines

In accordance with TS 5.5.4 and as stated in Section 6.1, the high alarm or trip setpoint for effluent monitors shall be established to annunciate at concentrations that would result in an UNRESTRICTED AREA concentration equal to or greater than 10x the applicable maximum effluent concentration (MEC) for a single radionuclide. For a mixture of radionuclides, the setpoint shall be established so that the sum of fractions (SOF), as defined in Appendix B of 10 CFR 20, is less than or equal to one. If the setpoints listed in Table 9-1 exceed the monitor's saturation or fail high level, the setpoint may be set at a value  $\leq 70\%$  of the fail high level (MSSM No. 93-01). These monitors are indicated by an asterisk (\*) in Table 9-1. The appropriate detailed response to an effluent alarm is described in the PBNP RMS Alarm Setpoint and Response Book.

The effluent monitor setpoints are established to ensure that controlled releases of liquid radioactive effluent are maintained as low as is reasonably achievable, to ensure releases result in concentrations to UNRESTRICTED AREAS within the specified limits described in Section 6.1.1 and to ensure that the dose limits of 10 CFR50, Appendix 1 are not exceeded.

OFFSITE DOSE CALCULATION MANUAL

---

The following equation must be satisfied to meet the liquid effluent restriction:

$$c \leq \frac{C(F + f)}{f} \quad [9-1]$$

Where:  $c$  = The setpoint of the radioactivity monitor measuring the radioactivity concentration in the effluent line prior to dilution and subsequent release; the setpoint, which is inversely proportional to the volumetric flow of the dilution stream plus the effluent stream, represents a value which, if exceeded, would result in concentration exceeding the TS limits of 10x the 10 CFR 20 values in the UNRESTRICTED AREA ( $\mu\text{Ci/mL}$ )

$C$  = 10x the effluent concentration limit from 10 CFR 20, Appendix B, Table 2 Column 2 (see section 6.1.1) ( $\mu\text{Ci/mL}$ )

$f$  = the flow rate at the radiation monitor location (volume/time)

$F$  = The dilution water flow rate as measured prior to the release point (volume/time)

Note: If no dilution is provided, then  $c \leq C$ . Also if  $F$  is large compared to  $f$ , then  $(F+f) \approx F$

The liquid monitor setpoints are based on 10x the 10CFR20, Appendix B, Table 2, Column 2 maximum effluent concentration (MEC) values as allowed by the Point Beach TS. For a mixture of radionuclides, the setpoint is calculated so that the summation of fractions (SOF) will not exceed unity, i.e.

$$\text{SOF} = \sum \frac{C_i}{\text{MEC}_i} \leq 1 \quad [9-2]$$

Where:  $C_i$  = The concentration of radionuclide  $i$  in the liquid effluent ( $\mu\text{Ci/mL}$ )

$\text{MEC}_i$  = 10 times the Maximum Effluent Concentration value corresponding to radionuclide " $i$ " from 10 CFR Part 20, Appendix B, Column 2 ( $\mu\text{Ci/mL}$ ),

The SOF meeting the  $\leq 1$  criterion means that the discharge concentration could have been higher by a factor of  $1/\text{SOF}$  such that the effective maximum effluent concentration (EMEC) for the mixture could have been

$$\text{EMEC} = \frac{\sum C_i}{\sum \frac{C_i}{\text{MEC}_i}} \quad [9-3]$$

The setpoints for liquid effluent monitors are determined by the following equation:

$$\text{SP} \leq \frac{\sum (C_i) \times \text{CW}}{\sum \frac{C_i}{\text{MEC}_i} \times \text{RR}} \quad [9-4]$$

OFFSITE DOSE CALCULATION MANUAL

---

$$SP \leq \frac{EMEC \times CW}{RR} \beta_{cf} \quad [9-5]$$

Where:

$SP$  = Setpoint of the radiation monitor (cpm or  $\mu\text{Ci/mL}$ , depending upon the specific monitor),

$EMEC$  = The effective MEC value for the mixture of radionuclides in the effluent stream ( $\mu\text{Ci/mL}$ )

$CW$  = the circulating water flow rate (dilution water flow) at the time of the release (gpm)

$C_i$  = The concentration of radionuclide  $i$  in the liquid effluent ( $\mu\text{Ci/mL}$ )

$RR$  = The liquid effluent release rate (gpm)

$\beta_{cf}$  = Beta correction factor to account for pure beta emitters such as H-3 which are not detected by the monitors

Note: The  $EMEC$  includes pure beta emitting radionuclides that may are not be detected by the monitors (i.e., non-gamma emitters). See Appendix A for a discussion of this factor.

If the nuclide specific sensitivity is unavailable, the default sensitivity based upon system calibration should be used. The default sensitivity is based upon the monitor response to the 2000 – 2010 average liquid isotopic distribution, as presented in Appendix A.

$$\text{Sensitivity} = \frac{\text{Monitor Response}}{\sum (\mu\text{Ci/cc}_i)} \quad [9-6]$$

Where:

Monitor Response = the counts per minute registered by the monitor exposed to a calibration source

$\sum (\mu\text{Ci/cc}_i)$  = total concentration of radionuclides in the 2000 - 2010 average liquid effluent isotopic distribution.

In the event that an alarm setpoint, based upon the concentration limits of Section 6.1.1, is exceeded during any release of liquid effluents, an evaluation of compliance with the concentration limits may be performed using the following equation:

$$\sum \left[ \frac{C_i}{MEC_i} \times \frac{RR}{CW} \right] \leq 1 \quad [9-7]$$

Where:

$C_i$  = the concentration of radionuclide “ $i$ ” in the liquid effluent ( $\mu\text{Ci/mL}$ ),

$RR$  = the liquid effluent release rate (gpm)

$CW$  = the circulating water flow rate (dilution water flow) at the time of the release (gpm),

OFFSITE DOSE CALCULATION MANUAL

---

Default Monitor Setpoints

A default alarm setpoint for each liquid monitor is based upon the 2000 – 2010 average radionuclide concentration in the effluent discharged to the UNRESTRICTED AREA. The concentration in the release is calculated assuming a minimum circulating water flow rate of 243,000 gpm and the physical maximum flow rate of the individual liquid effluent waste stream. Maximum waste discharge flow rates, the monitors associated with each liquid effluent pathway and the maximum TS default setpoints are listed in Table 9-1. The isotopic distribution of the waste system is obtained from the historical PBNP release data for the eleven years mentioned above. This information can be found in Appendix A.

As indicated in Table 9-1, several liquid RMS monitors fail high before reaching the TS high alarm setpoint. For these monitors, as described above, the  $\leq 70\%$  of the fail high value will be applied to the monitor in lieu of the calculated default setpoint.

Additionally, RE-230, Waste Water Effluent Monitor, is impacted by a PBNP EP requirement for EAL declaration, therefore the application of the  $\leq 70\%$  of the fail high value is not an acceptable option. To fulfill the EAL requirement, RE-230 must be capable of reading 2x the ODCM setpoint on the liquid radiation monitor. As a result, the alarm setpoint as described in this section cannot be implemented for RE-230, Waste Water Effluent Monitor.

Therefore, instead of utilizing the TS limit of 10x the 10 CFR 20, Appendix B, Table 2, Column 2, concentrations, the ODCM (Revision 18) RE-230 setpoint of  $1.03\text{E-}03 \mu\text{Ci/cc}$  value will be used as the basis for the new setpoint. This setpoint is based on 1x the current 10 CFR 20, Appendix B, Table 2, Column 2, concentrations AND the old circulating water minimum flow rate of 206 Kgal/min. The ODCM (Revision 18) setpoint will be modified by the ratio of the current minimum circulating water flow rate of 243 Kgal/min to the old minimum circulating water flow rate. The flow augmentation factor is  $1.18\text{E}+00$  ( $243/206 = 1.18\text{E}+00$ ). The application of this flow factor results in an RE-230 setpoint of  $1.22\text{E-}03 \mu\text{Ci/cc}$ .



OFFSITE DOSE CALCULATION MANUAL

TABLE 9-1  
LIQUID EFFLUENT PATHWAYS

LIQUID EFFLUENT PATHWAY	PATHWAY MONITOR <sup>3</sup>		DISCHARGE FLOWRATE (GPM)	CALCULATED DEFAULT SETPOINT <sup>1</sup> (μCi/cc)
Recirculation Water	None	1 pump, either unit	243,000	N/A
		2 pumps, either unit	394,000	N/A
		1 pump, each unit	484,000	N/A
		1 pump, one unit & 2 pumps, other unit	619,000	N/A
		2 pumps, each unit	744,000	N/A
Service Water Return (normal cool down per pump)	1(2)RE-229	2 pumps @ 7500 gpm	15,000	
		3 pumps @ 6300 gpm	18,900	
		4 pumps @ 5100 gpm	20,400	
		5 pumps @ 4300 gpm	21,500	
		6 pumps @ 3700 gpm	22,200	1.14E-03
Steam Generator Blowdown	1(2)RE-219* & 1 (2)RE-222	Max Flow Rate	200	1.26E-01
Waste Water Effluent <sup>2</sup>	RE-230	Max Flow Rate (both filter skids running in parallel)	700	1.22E-03
Spent Fuel Pool	RE-220*	Max Flow Rate	700	3.61E-02
Waste Distillate & Condensate Storage Tank Discharge	RE-218* & RE-223*	Max Flow Rate	100	2.53E-01
Containment Fan Cooler Return	1(2)RE-216*	Max Flow Rate (per Containment)	4000	6.32E-03

**NOTE 1:** Setpoints except for RE-230 are based on 10x the MEC values listed in 10CFR20, Appendix B, Table 2, Column 2. PBNP TS Section 5.5.4.b allows concentrations of radioactive material released to unrestricted areas to be 10x the MEC values.

**NOTE 2:** RE-230 setpoint explanation can be found in Section 9.1, Default Monitor Setpoints.

**NOTE 3:** Monitors marked with an asterisk (\*) have a calculated default alarm setpoint above the monitors fail high or saturation level. See Section 9.1, High Alarm or Trip Setpoint Guidelines for further explanation.

OFFSITE DOSE CALCULATION MANUAL

---

## 9.2 Liquid Dose Calculations

Section 6.2.1 establishes dose or dose commitment limits to members of the public from radioactive materials in liquid effluents.

The following equation may be used to determine the dose or dose commitment to members of the public due to these releases:

$$D_o = \frac{1.67E-02 * Vol}{CW} * \sum (C_i * A_{io}) \quad [9-8]$$

Where:

- $D_o$  = dose or dose commitment for the release or release period evaluated, to organ "o", including total body (mrem)
- $Vol$  = volume of liquid effluent released for the release or release period evaluated (gal),
- $CW$  = average circulating water discharge rate during the release period (gpm)
- $C_i$  = average concentration of radionuclide "i", in undiluted liquid effluent representative of the waste volume  $Vol$  ( $\mu\text{Ci/mL}$ ),
- $A_{io}$  = ingestion dose factor to the total body or any organ "o" for radionuclide "i" (mrem/hr per  $\mu\text{Ci/mL}$ )
- $1.67E-02$  = Conversion factor (hr/min)

The default PBNP site-specific liquid dose commitment factors ( $A_{io}$ ), presented in Table 9-3, have been derived using guidance from Regulatory Guide 1.109 and NUREG-0133. NUREG-0133 states that the maximum exposed individual's cumulative dose contribution should consider consumption of fish, invertebrates (not applicable to Point Beach) and potable water as appropriate. The NUREG goes on to state that the adult is normally the maximum exposed individual. Therefore, the default factors contained in Table 9-3 are based on adult dose conversion factors, fish consumption from Lake Michigan plus potable water consumption from the Two Rivers facility. The derivation of these factors is described in detail in Appendix B. Dose conversion factors for other age ranges are provided in Appendix K. A summary of the liquid effluent sub-pathways applicable to Point Beach is described below in Table 9-2.

OFFSITE DOSE CALCULATION MANUAL

TABLE 9-2  
LIQUID EFFLUENT SUB-PATHWAYS

LIQUID EFFLUENT SUB-PATHWAY	APPLICABLE	JUSTIFICATION	LOCATION
Aquatic Foods (fish)	Yes	Fish assumed to be caught at PBNP discharge	PBNP discharge
Aquatic Foods (invertebrates)	No	No invertebrates are consumed from Lake Michigan	N/A
Irrigated Foods (meat from watered cattle)	No	In the area of PBNP, only well water is used to irrigate crops or water animals. Lake Michigan water is not used.	N/A
Irrigated Foods (milk from watered cattle)	No	In the area of PBNP, only well water is used to irrigate crops or water animals. Lake Michigan water is not used.	N/A
Potable Water	Yes	Assumed drinking water obtained from Two Rivers facility, 11 miles south of PBNP.	Two Rivers
Shoreline Deposits	No	Although shoreline deposits could be considered, NUREG-0133 provides guidance that the dose consequence of this pathway is generally negligible.	N/A

OFFSITE DOSE CALCULATION MANUAL

TABLE 9-3  
PBNP SITE-SPECIFIC LIQUID DOSE COMMITMENT FACTORS,  $A_{io}$   
(mrem/hr per  $\mu\text{Ci/mL}$ )

NUCLIDE	BONE	LIVER	TBODY	THYROID	KIDNEY	LUNG	GI-ILI
H-3	0.00E+00	2.06E-01	2.06E-01	2.06E-01	2.06E-01	2.06E-01	2.06E-01
C-14	3.56E+03	7.13E+02	7.13E+02	7.13E+02	7.13E+02	7.13E+02	7.13E+02
F-18	1.80E-02	0.00E+00	2.00E-03	0.00E+00	0.00E+00	0.00E+00	5.34E-04
Na-22	5.29E+02	5.29E+02	5.29E+02	5.29E+02	5.29E+02	5.29E+02	5.29E+02
Na-24	2.71E+01	2.71E+01	2.71E+01	2.71E+01	2.71E+01	2.71E+01	2.71E+01
P-32	5.13E+06	3.19E+05	1.98E+05	0.00E+00	0.00E+00	0.00E+00	5.76E+05
Sc-46	2.03E-02	3.95E-02	1.15E-02	0.00E+00	3.68E-02	0.00E+00	1.92E+02
Cr-51	0.00E+00	0.00E+00	1.51E-01	9.03E-02	3.33E-02	2.00E-01	3.80E+01
Mn-54	0.00E+00	5.11E+02	9.76E+01	0.00E+00	1.52E+02	0.00E+00	1.57E+03
Mn-56	0.00E+00	4.97E-01	8.82E-02	0.00E+00	6.31E-01	0.00E+00	1.59E+01
Fe-55	8.36E+01	5.78E+01	1.35E+01	0.00E+00	0.00E+00	3.22E+01	3.31E+01
Fe-59	1.31E+02	3.07E+02	1.18E+02	0.00E+00	0.00E+00	8.58E+01	1.02E+03
Co-57	0.00E+00	2.93E+00	4.88E+00	0.00E+00	0.00E+00	0.00E+00	7.45E+01
Co-58	0.00E+00	1.24E+01	2.78E+01	0.00E+00	0.00E+00	0.00E+00	2.52E+02
Co-60	0.00E+00	3.60E+01	7.93E+01	0.00E+00	0.00E+00	0.00E+00	6.75E+02
Ni-63	3.95E+03	2.74E+02	1.33E+02	0.00E+00	0.00E+00	0.00E+00	5.72E+01
Ni-65	5.28E-01	6.85E-02	3.13E-02	0.00E+00	0.00E+00	0.00E+00	1.74E+00
Cu-64	0.00E+00	6.08E-01	2.86E-01	0.00E+00	1.53E+00	0.00E+00	5.18E+01
Zn-65	2.65E+03	8.42E+03	3.80E+03	0.00E+00	5.63E+03	0.00E+00	5.30E+03
Zn-69m	5.06E+01	1.21E+02	1.11E+01	0.00E+00	7.35E+01	0.00E+00	7.41E+03
Zn-69	7.56E-04	1.45E-03	1.00E-04	0.00E+00	9.39E-04	0.00E+00	2.17E-04
As-76	8.45E+00	2.46E+01	1.23E+02	7.37E+00	3.00E+01	7.68E+00	1.08E+03
Br-82	0.00E+00	0.00E+00	2.07E+02	0.00E+00	0.00E+00	0.00E+00	2.37E+02
Br-83	0.00E+00	0.00E+00	1.44E-01	0.00E+00	0.00E+00	0.00E+00	2.07E-01
Br-84	0.00E+00	0.00E+00	9.10E-07	0.00E+00	0.00E+00	0.00E+00	7.14E-12
Br-85	0.00E+00	0.00E+00	0.00E+00	0.00E+00	0.00E+00	0.00E+00	0.00E+00
Rb-86	0.00E+00	1.13E+04	5.28E+03	0.00E+00	0.00E+00	0.00E+00	2.23E+03
Rb-88	0.00E+00	1.87E-11	9.93E-12	0.00E+00	0.00E+00	0.00E+00	0.00E+00
Rb-89	0.00E+00	1.84E-13	1.29E-13	0.00E+00	0.00E+00	0.00E+00	0.00E+00
Sr-89	3.46E+03	0.00E+00	9.92E+01	0.00E+00	0.00E+00	0.00E+00	5.54E+02
Sr-90	9.90E+04	0.00E+00	1.33E+03	0.00E+00	0.00E+00	0.00E+00	2.49E+03
Sr-91	1.98E+01	0.00E+00	8.01E-01	0.00E+00	0.00E+00	0.00E+00	9.44E+01
Sr-92	8.15E-01	0.00E+00	3.53E-02	0.00E+00	0.00E+00	0.00E+00	1.62E+01
Y-90	7.58E-02	0.00E+00	2.03E-03	0.00E+00	0.00E+00	0.00E+00	8.04E+02
Y-91m	2.84E-08	0.00E+00	1.10E-09	0.00E+00	0.00E+00	0.00E+00	8.36E-08
Y-91	1.39E+00	0.00E+00	3.73E-02	0.00E+00	0.00E+00	0.00E+00	7.67E+02
Y-92	5.49E-04	0.00E+00	1.60E-05	0.00E+00	0.00E+00	0.00E+00	9.61E+00
Y-93	8.40E-03	0.00E+00	2.32E-04	0.00E+00	0.00E+00	0.00E+00	2.66E+02
Zr-95	1.22E-01	3.92E-02	2.65E-02	0.00E+00	6.15E-02	0.00E+00	1.24E+02
Zr-97	1.66E-03	3.35E-04	1.53E-04	0.00E+00	5.06E-04	0.00E+00	1.04E+02

OFFSITE DOSE CALCULATION MANUAL

TABLE 9-3  
PBNP SITE-SPECIFIC LIQUID DOSE COMMITMENT FACTORS,  $A_{io}$

NUCLIDE	BONE	LIVER	T.BODY	THYROID	KIDNEY	LUNG	GI-LLI
Nb-95	5.03E+01	2.80E+01	1.50E+01	0.00E+00	2.77E+01	0.00E+00	1.70E+05
Nb-97	4.93E-04	1.25E-04	4.55E-05	0.00E+00	1.45E-04	0.00E+00	4.60E-01
Mo-99	0.00E+00	1.87E+01	3.55E+00	0.00E+00	4.23E+01	0.00E+00	4.33E+01
Tc-99m	2.56E-04	7.23E-04	9.21E-03	0.00E+00	1.10E-02	3.54E-04	4.28E-01
Tc-99	9.10E-01	1.35E+00	3.65E-01	0.00E+00	1.70E+01	1.15E-01	4.43E+01
Tc-101	5.94E-19	8.56E-19	8.39E-18	0.00E+00	1.54E-17	4.37E-19	0.00E+00
Ru-103	1.07E+00	0.00E+00	4.61E-01	0.00E+00	4.08E+00	0.00E+00	1.25E+02
Ru-105	6.46E-03	0.00E+00	2.55E-03	0.00E+00	8.35E-02	0.00E+00	3.95E+00
Ru-106	1.62E+01	0.00E+00	2.05E+00	0.00E+00	3.14E+01	0.00E+00	1.05E+03
Rh-105	4.12E-01	3.01E-01	1.98E-01	0.00E+00	1.28E+00	0.00E+00	4.80E+01
Ag-110m	6.09E-01	5.63E-01	3.34E-01	0.00E+00	1.11E+00	0.00E+00	2.30E+02
Sn-113	7.87E+02	1.33E+02	2.21E+03	6.96E+01	1.82E+02	8.17E+01	2.42E+04
Sn-117m	1.48E+03	5.03E+01	2.10E+03	1.01E+01	7.69E+01	1.60E+01	2.37E+04
Sb-122	1.44E+00	7.92E-01	1.36E+01	1.68E-01	5.60E-01	2.16E-01	1.44E+02
Sb-124	9.51E+00	1.80E-01	3.77E+00	2.31E-02	0.00E+00	7.40E+00	2.70E+02
Sb-125	6.20E+00	6.93E-02	1.48E+00	6.31E-03	0.00E+00	4.78E+00	6.83E+01
Te-125m	2.98E+02	1.08E+02	4.00E+01	8.97E+01	1.21E+03	0.00E+00	1.19E+03
Te-127m	7.56E+02	2.70E+02	9.21E+01	1.93E+02	3.07E+03	0.00E+00	2.53E+03
Te-127	4.95E+00	1.78E+00	1.07E+00	3.67E+00	2.02E+01	0.00E+00	3.91E+02
Te-129m	1.27E+03	4.75E+02	2.02E+02	4.38E+02	5.32E+03	0.00E+00	6.42E+03
Te-129	2.63E-03	9.88E-04	6.40E-04	2.02E-03	1.10E-02	0.00E+00	1.98E-03
Te-131m	1.45E+02	7.07E+01	5.89E+01	1.12E+02	7.16E+02	0.00E+00	7.02E+03
Te-131	4.59E-09	1.92E-09	1.45E-09	3.77E-09	2.01E-08	0.00E+00	6.50E-10
Te-132	2.51E+02	1.63E+02	1.53E+02	1.80E+02	1.57E+03	0.00E+00	7.69E+03
I-130	1.74E+00	5.13E+00	2.02E+00	4.35E+02	8.00E+00	0.00E+00	4.41E+00
I-131	2.75E+01	3.93E+01	2.25E+01	1.29E+04	6.73E+01	0.00E+00	1.04E+01
I-132	2.16E-02	5.77E-02	2.02E-02	2.02E+00	9.19E-02	0.00E+00	1.08E-02
I-133	4.80E+00	8.35E+00	2.55E+00	1.23E+03	1.46E+01	0.00E+00	7.51E+00
I-134	3.28E-05	8.91E-05	3.19E-05	1.54E-03	1.42E-04	0.00E+00	7.76E-08
I-135	5.19E-01	1.36E+00	5.01E-01	8.96E+01	2.18E+00	0.00E+00	1.53E+00
Cs-134	3.40E+04	8.10E+04	6.62E+04	0.00E+00	2.62E+04	8.70E+03	1.42E+03
Cs-134m	6.59E-01	1.39E+00	7.08E-01	0.00E+00	7.51E-01	1.18E-01	4.88E-01
Cs-136	3.47E+03	1.37E+04	9.86E+03	0.00E+00	7.62E+03	1.04E+03	1.56E+03
Cs-137	4.36E+04	5.97E+04	3.91E+04	0.00E+00	2.03E+04	6.73E+03	1.16E+03
Cs-138	5.58E-06	1.10E-05	5.46E-06	0.00E+00	8.10E-06	8.00E-07	4.70E-11
Ba-139	2.73E-04	1.94E-07	7.99E-06	0.00E+00	1.82E-07	1.10E-07	4.84E-04
Ba-140	7.97E+01	1.00E-01	5.22E+00	0.00E+00	3.41E-02	5.73E-02	1.64E+02
Ba-141	7.35E-14	5.55E-17	2.48E-15	0.00E+00	5.16E-17	3.15E-17	0.00E+00
Ba-142	0.00E+00	0.00E+00	0.00E+00	0.00E+00	0.00E+00	0.00E+00	0.00E+00
La-140	1.73E-02	8.74E-03	2.31E-03	0.00E+00	0.00E+00	0.00E+00	6.41E+02
La-142	3.93E-06	1.79E-06	4.45E-07	0.00E+00	0.00E+00	0.00E+00	1.30E-02



OFFSITE DOSE CALCULATION MANUAL

TABLE 9-3  
PBNP SITE-SPECIFIC LIQUID DOSE COMMITMENT FACTORS,  $A_{io}$

NUCLIDE	BONE	LIVER	T/BODY	THYROID	KIDNEY	LUNG	GI-LLI
Ce-141	3.12E-02	2.11E-02	2.39E-03	0.00E+00	9.80E-03	0.00E+00	8.07E+01
Ce-143	2.28E-03	1.68E+00	1.86E-04	0.00E+00	7.41E-04	0.00E+00	6.29E+01
Ce-144	1.69E+00	7.05E-01	9.05E-02	0.00E+00	4.18E-01	0.00E+00	5.70E+02
Pr-143	8.76E-02	3.51E-02	4.34E-03	0.00E+00	2.03E-02	0.00E+00	3.84E+02
Pr-144	5.87E-17	2.44E-17	2.98E-18	0.00E+00	1.37E-17	0.00E+00	0.00E+00
Nd-147	5.92E-02	6.84E-02	4.09E-03	0.00E+00	4.00E-02	0.00E+00	3.28E+02
Eu-152	1.97E+00	4.44E-01	3.90E-01	0.00E+00	2.75E+00	0.00E+00	2.56E+02
W-187	2.38E+01	1.99E+01	6.96E+00	0.00E+00	0.00E+00	0.00E+00	6.52E+03
U-235	2.56E+03	0.00E+00	1.55E+02	0.00E+00	5.98E+02	0.00E+00	2.50E+02
U-238	2.45E+03	0.00E+00	1.45E+02	0.00E+00	5.60E+02	0.00E+00	1.76E+02
Np-239	4.91E-03	4.83E-04	2.66E-04	0.00E+00	1.51E-03	0.00E+00	9.90E+01
Am-241	8.19E+03	2.88E+03	5.41E+02	0.00E+00	4.07E+03	0.00E+00	7.42E+02

**NOTE:**  $A_{io}$  factors listed above are for the controlling (adult) age group, per NUREG-0133 guidance. The pathways included are fish and potable water, the only significant, applicable pathways present at Point Beach.

### 9.3 Dose Projections

As required by TS 5.5.4.e and TS 5.5.4.f dose projections shall be made at least once every 31 days. As described in Section 6.3.1, when the projected doses in a period of 31 days would exceed 2% of the guidelines for the annual dose or dose commitment, appropriate portions of the liquid effluent treatment system should be used to reduce releases of radioactivity to within the allowable limits. The following equations should be used to perform dose projections:

$$D_{tbp} = D_{tb} \left( \frac{31}{d} \right) \quad [9-9]$$

$$D_{maxp} = D_{max} \left( \frac{31}{d} \right) \quad [9-10]$$

Where:  $D_{tbp}$  = total body dose projection for the current calendar month (mrem)

$D_{tb}$  = total body dose to date for the current calendar month as determined by Equation 9-7 (mrem)

$D_{maxp}$  = maximum organ dose projection for the current calendar month (mrem)

$D_{max}$  = maximum organ dose to date for the current calendar month as determined by Equation 9-7 (mrem)

$d$  = number of days to date for the current calendar month

31 = number of days in projection

OFFSITE DOSE CALCULATION MANUAL

---

10.0 GASEOUS EFFLUENT CALCULATIONS

10.1 Monitor Alarm Setpoint Determination

The computerized PBNP radiation monitoring system permits each effluent radiation monitor to be programmed to alarm at two distinct setpoints. The alert setpoint, typically twice the steady state reading, is intended to delineate a changing plant condition, and is established for evaluation purposes only. The high alarm or trip setpoint either will actuate a control function as applicable or will require corrective action to be initiated.

Alert Setpoint Guidelines

The alert setpoint of each effluent monitor will normally be set to alarm at two times the established steady-state reading. The alert setpoint is normally set at concentrations well below the alarm setpoint value and is never to be set in excess of the alarm setpoint. Certain situations during the course of plant operations may require a deviation from the two times steady-state value. The intent of this setpoint is to warn of changing plant conditions, which may warrant an evaluation to determine the cause of the increased reading. If the increased level is actually due to an increased radiation inventory with the system being monitored, as opposed to an increased background radiation field in the vicinity of the detector, an evaluation should be made to determine the impact of the release. The alert setpoint may be adjusted with prior approval. Alert setpoint adjustments are to be made in accordance with the PBNP RMS Alarm Setpoint and Response Book (Ref. OM 4.1.7). The appropriate detailed response to an effluent alarm also is described in the PBNP RMS Alarm Setpoint and Response Book.

High Alarm or Trip Setpoint Guidelines

In accordance with PBNP TS 5.5.4.a, alarm setpoints shall be established for the gaseous effluent monitoring instrumentation to ensure that the release rate of noble gases does not exceed the instantaneous dose rate limits of Section 7.1.1. These limits correspond to a dose rate at or beyond the SITE BOUNDARY of 500 mrem/yr to the total body or 3000 mrem/yr to the skin.

Certain airborne effluent monitors cannot reach the calculated setpoint because they fail high at a lower value. These monitors are indicated by an asterisk (\*) in Table 10-1. It is plant operational practice to set these monitors at  $\leq 70\%$  of the fail high value (MSSM No. 93-01). The following mid-range SPING monitors can read the calculated default setpoints: SPING 21, 1RE-307; SPING22, 2RE-307; SPING 23, RE-317; and SPING 24, RE-327.

OFFSITE DOSE CALCULATION MANUAL

---

The radiation monitoring alarm setpoints are established using the following equations:

$$SP_{TB} \leq \frac{\sum C_i * 500}{472 * \chi/Q_{NG} * VF * \sum (C_i * K_i)} * AF$$

$$SP_S \leq \frac{\sum C_i * 3000}{472 * \chi/Q_{NG} * VF * \sum [C_i * (L_i + 1.1M_i)]} * AF \quad [10-1]$$

Where:  $SP_{TB}$  = monitor setpoint corresponding to the release rate limit for the total body dose rate of 500 mrem/yr ( $\mu\text{Ci/cc}$ )  
 $SP_S$  = monitor setpoint corresponding to the release rate limit for the skin dose rate of 3000 mrem/yr ( $\mu\text{Ci/cc}$ )  
500 = total body dose rate limit (mrem/yr)  
3000 = skin dose rate limit (mrem/yr)  
 $\chi/Q_{NG}$  = atmospheric dispersion for direct exposure to noble gas at or beyond the SITE BOUNDARY (sec/ $\text{m}^3$  see Table 10-2)  
VF = ventilation flow rate for the applicable release point and monitor ( $\text{ft}^3/\text{min}$ )  
 $C_i$  = concentration of noble gas radionuclide "i" as determined by radioanalysis of grab sample ( $\mu\text{Ci/cc}$ )  
 $K_i$  = total body dose conversion factor for noble gas radionuclide "i" (mrem/yr per  $\mu\text{Ci}/\text{m}^3$ , see Table 10-3)  
 $L_i$  = beta skin dose conversion factor for noble gas radionuclide "i" (mrem/yr per  $\mu\text{Ci}/\text{m}^3$ , see Table 10-3)  
 $M_i$  = gamma air dose conversion factor for noble gas radionuclide "i" (mrad/yr per  $\mu\text{Ci}/\text{m}^3$ , see Table 10-3)  
1.1 = mrem skin dose per mrad gamma air dose (mrem/mrad),  
472 = 28317 ( $\text{cc}/\text{ft}^3$ ) x 1/60 (min/sec)  
AF = additional reduction factor of 0.25 applied to the four release point monitors (RE-214, -221, -224, and -225) to ensure that the maximum allowable SITE BOUNDARY dose rates will not be exceeded in the event simultaneous release from these points occur

The lesser value of  $SP_{TB}$  and  $SP_S$  is used to establish the monitor setpoint.

OFFSITE DOSE CALCULATION MANUAL

---

Default Monitor Setpoints

Default setpoints are established to eliminate the potential of periodically having to adjust the setpoint to reflect slight variations in the radionuclide distribution and variations in release flow rates. Using activities obtained from the 2000-2010 average annual atmospheric releases (see Appendix C for a detailed discussion), the highest annual  $\chi/Q$ , and the maximum ventilation flow rates for each pathway, default setpoints can be determined using Equations 10-1 and 10-2.

Gaseous effluent pathway discharge flow rates, the monitors associated with each pathway and default setpoints are listed in Table 10-1. If the default setpoints listed in Table 10-1 exceed the monitors' saturation or fail high levels, the MSS has approved (MSSM No. 93-01) the use of a setpoint which is set at  $\leq 70\%$  of that monitor's fail high level. The current alarm levels are recorded in the RMS Alarm Setpoint and Response Book.

Adjustments may be made to the alarm setpoints for release periods if actual flow rates are reduced to less than the maximum values or the actual  $\chi/Q$  values are calculated.

This is not typical under conditions with elevated levels in containment or the waste gas decay tank. Alarm setpoint adjustments which result in values higher than the default values are to be made in accordance with the provisions and methodologies of the PBNP RMS Alarm Setpoint and Response Book.

To maintain the inequality of Equations 10-1 and 10-2 during the release, the release rate (or release of gaseous effluents) may be adjusted. If at any time the monitor response is greater than that anticipated for the gaseous release (i.e., above the alert alarm setpoint), the activity should be re-evaluated. This re-evaluation will may include resampling of the applicable waste stream.

With the setpoints being calculated based on TS release limits, some monitors fail high below the calculated default alarm setpoint. This value is the TS limit that will be reached at the sector of the site boundary with the highest  $X/Q$  and  $D/Q$  values. For the current airborne monitors, one of the associated SPING monitors has the range required to encompass the default alarm setpoint.

OFFSITE DOSE CALCULATION MANUAL

TABLE 10-1  
GASEOUS EFFLUENT PATHWAYS

GASEOUS EFFLUENT PATHWAY	MONITORS	DISCHARGE FLOW RATE (cfm)	CALCULATED DEFAULT SETPOINT (μCi/cc)
1. Auxiliary Building Vent	RE-214* & SPING 23	66,400 (1500 <sup>1</sup> )	6.75E-04
2. Combined Air Ejector	RE-225*	20	2.24E+00
3. Unit Air Ejector	1(2) RE-215*	10	1.79E+01
4. Containment Purge/Vent			
Unit 1	1RE-212* & SPING 21	25,000 <sup>2</sup>	7.17E-03
Unit 2	2RE-212* & SPING 22	38,000 <sup>3</sup>	4.72E-03
Unit 1(2)	1(2) RE-212*	35 <sup>4</sup>	5.12E+00
5. Gas Stripper Building	RE-224*	13,000 (250 <sup>1</sup> )	3.45E-03
6. Drumming Area Vent	RE-221* & SPING 24	43,100 (500 <sup>1</sup> )	1.04E-03

NOTE 1: From RAM 5.1, Radioactive Airborne Effluent Releases, Table 2, convective flow with fans off

NOTE 2: Two fans of 12,500 cfm

NOTE 3: Two fans + 13,000 cfm from gas stripper bldg.

NOTE 4: Forced vent with nominal 35 cfm flow rate

NOTE 5: Monitors marked with an asterisk (\*) have a calculated default alarm setpoint above the monitors fail high or saturation level. See Section 10.1, High Alarm or Trip Setpoint Guidelines for further explanation and designation of SPING monitors that can be set at the calculated default setpoint.



OFFSITE DOSE CALCULATION MANUAL

TABLE 10-2  
CONTROLLING LOCATIONS, PATHWAYS AND ATMOSPHERIC DISPERSION FOR DOSE  
CALCULATIONS

ODCM SECTION	LOCATION	DISTANCE AND DIRECTION	PATHWAY(S)	$\gamma/Q^1$ (sec/m <sup>3</sup> )	D/Q (m <sup>-2</sup> )
7.1.1.a	Site boundary	SSE, 1220 meters <sup>2</sup>	Noble gases Direct exposure	1.09E-06	N/A
7.1.1.b	Site boundary	SSE, 1220 meters	Inhalation	1.09E-06	N/A
7.2.1	Site boundary	SSE, 1220 meters	Gamma-air Beta-air	1.09E-06	N/A
7.3.1	Residence/dairy	SSW, 1290 meters <sup>3</sup>	Inhalation, milk, meat, produce, leafy vegetables and ground plane.	7.15E-07	5.90E-9

NOTE 1: Atmospheric dispersion and deposition data taken from *Point Beach Annual Meteorological and Atmospheric Dispersion Report for 2009*, Report No. R-2330244-001, December 2010.

NOTE 2: Location corresponds to site boundary distance and sector with the greatest  $\gamma/Q$  and D/Q values.

NOTE 3: The nearest residence/dairy is in the SSW sector. The distance is conservatively assumed to be at the site boundary.

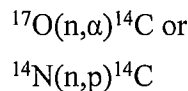
OFFSITE DOSE CALCULATION MANUAL

10.2 Carbon-14

Carbon-14 is a constituent of a nuclear power plants atmospheric effluent that requires specific attention and evaluation.  $^{14}\text{C}$  is a pure, low-energy beta emitter (0.156 MeV) that historically has not been a focus of ODCM and nuclear power plant radiological effluent evaluations. The low beta energy means that  $^{14}\text{C}$  is not detected by installed effluent monitors, and can only be quantified with sensitive, in-laboratory equipment. Historically,  $^{14}\text{C}$  has not been identified as a significant contributor to the effluent source term, on either an activity or dose basis. However, the continued reduction in total effluent releases has increased the relative importance of  $^{14}\text{C}$ , with respect to both the activity released and dose consequence. The PBNP methodology for estimating the activity of  $^{14}\text{C}$  released and the dose consequence of the release is described in the sections below.

10.2.1 Carbon-14 Effluent Activity

The annual release rate of  $^{14}\text{C}$  in gaseous effluents is calculated in accordance with the methodology described in EPRI Technical Report 1021106 "Estimation of Carbon-14 in Nuclear Power Plant Gaseous Effluents" (EPRI, 2010).  $^{14}\text{C}$  is primarily generated in a nuclear power plant by one of 2 reactions:



The  $^{14}\text{C}$  production rate is determined by the following equation:

$$\text{Prod. Rate} = \frac{N \times (\sigma_{th} \times \phi_{th} + \sigma_{i+f} \times \phi_{i+f}) \times 1.0E - 24 \times \lambda}{3.7E - 04} \quad [10-2]$$

Where:

- Prod. Rate* = Production rate of C-14 production ( $\mu\text{Ci/s-kg}$  from  $^{17}\text{O}$  and  $\mu\text{Ci/s-kg-ppm}$  N from  $^{14}\text{N}$ )
- N* = Atoms
  - $^{17}\text{O} = 1.27\text{E}+22 \text{ atoms } ^{17}\text{O/kg } \text{H}_2\text{O}$
  - $^{14}\text{N} = 4.284\text{E}+19 \text{ atoms } ^{14}\text{N/kg-ppm } \text{N}$
- $\sigma_{th}$  = "effective" thermal cross-section (b)
  - $^{17}\text{O} = 0.121$
  - $^{14}\text{N} = 0.951 \text{ (from EPRI TR-1021106)}$
- $\phi_{th}$  = Thermal neutron flux ( $\text{n/cm}^2\text{-s}$ )
  - $= 3.55\text{E}13 \text{ n/cm}^2\text{-s at BOC (from EPRI TR-1021106)}$
- $\sigma_{i+f}$  = "effective" intermediate + fast cross-section (b)
  - $^{17}\text{O} = 0.0479$
  - $^{14}\text{N} = 0.0392 \text{ (from EPRI TR-1021106)}$
- $\phi_{i+f}$  = Intermediate + fast neutron flux ( $\text{n/cm}^2\text{-s}$ )
  - $= 3.51\text{E}17 \text{ n/cm}^2\text{-s at BOC (from EPRI TR-1021106)}$
- $1.0\text{E}-24$  = ( $\text{cm}^2/\text{b}$ )
- $\lambda$  =  $^{14}\text{C}$  decay constant,  $3.833\text{E}-12 \text{ s}^{-1}$
- $3.7\text{E}-04$  =  $\text{d/s-}\mu\text{Ci}$

## OFFSITE DOSE CALCULATION MANUAL

Using the above formula and example PWR data values (for neutron flux, water mass in the active core and nitrogen content) from the EPRI report, the calculated  $^{14}\text{C}$  generation rate is  $0.349 \mu\text{Ci/s}$  from the  $^{17}\text{O}$  reaction and  $2.96\text{E-}3 \mu\text{Ci/s}$  from the  $^{14}\text{N}$  reaction. This results in a total  $^{14}\text{C}$  production rate of  $11.1 \text{ Ci/year}$ . According to the EPRI report, the atmospheric release rate is approximately 90-98% of the production rate. The remainder is effectively released via solid waste. For PWRs virtually all of the released C-14 is in the non- $\text{CO}_2$  form, a form which does not contribute to ingestion dose. Based on measurements at Ginna (a Westinghouse plant the same vintage as PBNP), approximately 10% is released as  $\text{CO}_2$  (Kunz, "Measurement of  $^{14}\text{C}$  Production and Discharge From the Ginna Nuclear Power Plant, June 1982, p. 20)

The neutron flux values listed in the formulae above are based on an assumed  $3548 \text{ MW}_{\text{th}}$  Westinghouse PWR operating continuously at full power. Annual  $^{14}\text{C}$  production and release values can be determined based on actual reactor operating performance at PBNP. As needed, the neutron flux data are obtained from ENG-Fuel/JB each year to estimate the year's  $^{14}\text{C}$  production. An evaluation of plant conditions and operating data will be considered to determine if adjustments are needed to the assumed production rate of  $^{14}\text{C}$ .

### 10.2.2 Carbon-14 Vegetation Concentration

The concentration of  $^{14}\text{C}$  incorporated in vegetation from  $^{14}\text{CO}$  or  $^{14}\text{CO}_2$  is calculated as described in Regulatory Guide 1.109 (Rev 1) Appendix C, equation C-8:

$$C_{C-14}^V(r, \theta) = 3.17\text{E} + 07 \times p \times Q_{C-14} \left[ \chi/Q \right] (r, \theta) \frac{0.11}{0.16} \quad [10-3]$$

Where:

- $C_{C-14}^V(r, \theta)$  = the concentration of carbon-14 in vegetation grown at location  $(r, \theta)$  in  $\text{pCi/kg}$
- $3.17\text{E} + 07$  = conversion factor equivalent to  $(1\text{E} + 12 \text{ pCi/Ci})(1 \times 10^3 \text{ g/kg}) / (3.15\text{E} + 07 \text{ sec/year})$
- $p$  = the fractional equilibrium ratio defined as the total annual release time (for  $^{14}\text{C}$  atmospheric releases) to the total annual release time during which photosynthesis occurs (assumed to be 4400 hours) with  $p \leq 1.0$ .
- $0.11/0.16$  = total plant mass as natural carbon (0.11) divided the concentration of natural carbon in the atmosphere ( $0.16 \text{ g/m}^3$ )
- $Q_{C-14}$  = the annual release rate of  $^{14}\text{C}$  ( $\text{Ci/year}$ )
- $\chi/Q (r, \theta)$  = the annual average atmospheric dispersion factor, in  $\text{sec/m}^3$  for the point of interest defined by  $(r, \theta)$ .

The concentration calculated above is then used to determine the concentration in meat and milk, no different from other radionuclides. The resultant dose is calculated in the same fashion as listed in the applicable sections below.

## OFFSITE DOSE CALCULATION MANUAL

---

### 10.3 Dose Rate Calculations – Noble Gases

PBNP TS 5.5.4.g limits the instantaneous dose rate at the SITE BOUNDARY due to noble gas releases to:

- $\leq 500$  mrem/yr to the total body
- $\leq 3000$  mrem/yr to the skin

Radiation monitor alarm setpoints are established to ensure that these release limits are not exceeded. If the alarm setpoint is exceeded by any gaseous release from the station, and evaluation of the SITE BOUNDARY dose rate resulting from the release shall be performed using the following equations:

$$\dot{D}_{tb} = \chi/Q * \sum_i (K_i * \dot{Q}_i) \quad [10-4]$$

$$\dot{D}_s = \chi/Q * \sum_i [(L_i + 1.1M_i) * \dot{Q}_i] \quad [10-5]$$

Where:

- $\dot{D}_{tb}$  = the total body dose rate (mrem/yr),
- $\dot{D}_s$  = the skin dose rate (mrem/yr),
- $\chi/Q$  = the atmospheric dispersion to the controlling SITE BOUNDARY location (sec/m<sup>3</sup>, see Table 10-2)
- $\dot{Q}_i$  = the average release rate of radionuclide "i" over the release period under evaluation, not to exceed one hour ( $\mu$ Ci/sec)
- $K_i$  = total body dose conversion factor for noble gas radionuclide "i" (mrem/yr per  $\mu$ Ci/m<sup>3</sup> see Table 10-3)
- $L_i$  = beta skin dose conversion factor for noble gas radionuclide "i" (mrem/yr per  $\mu$ Ci/m<sup>3</sup> see Table 10-3)
- $M_i$  = gamma air dose conversion factor for noble gas radionuclide "i" (mrad/yr per  $\mu$ Ci/m<sup>3</sup> see Table 10-3)
- 1.1 = mrem skin dose per mrad gamma air dose (mrem/mrad)

OFFSITE DOSE CALCULATION MANUAL

TABLE 10-3  
DOSE FACTORS FOR NOBLE GASES

RADIONUCLIDE	TOTAL BODY DOSE FACTOR $K_i$ (mrem/yr per $\mu\text{Ci}/\text{m}^3$ )	SKIN DOSE FACTOR $L_i$ (mrem/yr per $\mu\text{Ci}/\text{m}^3$ )	GAMMA AIR DOSE FACTOR $M_i$ (mrad/yr per $\mu\text{Ci}/\text{m}^3$ )	BETA AIR DOSE FACTOR $N_i$ (mrad/yr per $\mu\text{Ci}/\text{m}^3$ )
Kr-83m	7.56E-02	---	1.93 E+01	2.88 E+02
Kr-85m	1.17 E+03	1.46 E+03	1.23 E+03	1.97 E+03
Kr-85	1.61 E+01	1.34 E+03	1.72 E+01	1.95 E+03
Kr-87	5.92 E+03	9.73 E+03	6.17 E+03	1.03 E+04
Kr-88	1.47 E+04	2.37 E+03	1.52 E+04	2.93 E+03
Kr-89	1.66 E+04	1.01 E+04	1.73 E+04	1.06 E+04
Kr-90	1.56 E+04	7.29 E+03	1.63 E+04	7.83 E+03
Xe-131m	9.15 E+01	4.76 E+02	1.56 E+02	1.11 E+03
Xe-133m	2.51 E+02	9.94 E+02	3.27 E+02	1.48 E+03
Xe-133	2.94 E+02	3.06 E+02	3.53 E+02	1.05 E+03
Xe-135m	3.12 E+03	7.11 E+02	3.36 E+03	7.39 E+02
Xe-135	1.81 E+03	1.86 E+03	1.92 E+03	2.46 E+03
Xe-137	1.42 E+03	1.22 E+04	1.51 E+03	1.27 E+04
Xe-138	8.83 E+03	4.13 E+03	9.21 E+03	4.75 E+03
Ar-41	8.84 E+03	2.69 E+03	9.30 E+03	3.28 E+03

Source: Reg. Guide 1.109, Table B-1

10.4 Dose Rate Calculations – Radioiodine, Tritium, Particulates

PBNP TS 5.5.4.g limits the instantaneous dose rate to 1500 mrem/yr to any organ for I-131, I-133, tritium, and particulates with half-lives greater than eight days. To demonstrate compliance with this limit, an evaluation may be performed at a frequency no greater than that corresponding to the sampling and analysis time period for CONTINUOUS RELEASES and for BATCH RELEASES on the time period over which any BATCH RELEASE is to occur when conditions depart from bounding conditions of the previous year. The following equation shall be used for the dose rate evaluation:

$$\dot{D}_o = \chi/Q * \sum_i (R_{io} * \dot{Q}_i) \quad [10-6]$$

Where:  $\dot{D}_o$  = the average organ dose rate over the sampling time period (mrem/yr)  
 $\chi/Q$  = the atmospheric dispersion to the controlling SITE BOUNDARY location (sec/m<sup>3</sup>, see Table 10-2)  
 $R_{io}$  = the dose parameter for radionuclide "i", for the child inhalation pathway (mrem/yr per  $\mu\text{Ci}/\text{m}^3$  see Table 10-6)  
 $\dot{Q}_i$  = the average release rate over the appropriate sampling period and analysis frequency for radionuclide "i", I-131, I-133, tritium, or other radionuclide in particulate form with a half-life greater than 8 days ( $\mu\text{Ci}/\text{sec}$ )



OFFSITE DOSE CALCULATION MANUAL

---

10.5 Dose Calculations – Noble Gases

PBNP TS 5.5.4.h requires that dose contributions due to the release of noble gases should be determined at least once every 31 days in order to evaluate compliance with the quarterly dose limits of < 5 mrad, gamma-air and < 10 mrad, beta-air and annual dose limits of < 10 mrad, gamma-air and < 20 mrad, beta-air. The following equations shall be used to calculate the gamma-air and beta-air doses:

$$D_{\gamma} = 3.17E - 08 * \chi/Q * \sum_i (M_i * Q_i) \quad [10-7]$$

$$D_{\beta} = 3.17E - 08 * \chi/Q * \sum_i (N_i * Q_i) \quad [10-8]$$

Where:

- $D_{\gamma}$  = air dose due to gamma emissions for noble gas radionuclides (mrad),
- $D_{\beta}$  = air dose due to beta emissions for noble gas radionuclides (mrad),
- $\chi/Q$  = atmospheric dispersion to the controlling SITE BOUNDARY location (sec/m<sup>3</sup>, see Table 10-2)
- $Q_i$  = cumulative release of noble gas radionuclide "i" over the period of interest (μCi)
- $M_i$  = air dose factor due to gamma emissions from noble gas radionuclide "i" (mrad/yr per μCi /m<sup>3</sup>, see Table 10-3)
- $N_i$  = air dose factor due to beta emissions from noble gas radionuclide "i" (mrad/yr per μCi /m<sup>3</sup>, see Table 10-3)
- 3.17E-08 = yr/sec

OFFSITE DOSE CALCULATION MANUAL

---

10.6 Dose Calculations – Radioiodine, Tritium, Particulates

PBNP TS 5.5.4.i requires that dose contributions due to the release of I-131, I-133, tritium, and/or particulates with half-lives greater than eight days should be determined at least once every 31 days in order to evaluate compliance with the quarterly dose limit of < 7.5 mrem and annual dose limit of < 15 mrem to any organ, per unit. For the two unit PBNP site, the limit is 15 mrem per quarter and 30 mrem per year. The following equation shall be used to evaluate the maximum organ dose:

$$D_{aop} = 3.17E - 08 \times W \times \sum_i (R_{io} * Q_i) \quad [10-9]$$

Where:

- $D_{aop}$  = dose for age group "a" to organ "o", including the total body, via pathway "p" (mrem),
- $W$  = atmospheric dispersion factor to the controlling location(s) as identified in Table 10-2  
 =  $\chi/Q$  (sec/m<sup>3</sup>) for inhalation pathway and C-14 or H-3 in food pathways  
 =  $D/Q$  (m<sup>-2</sup>) for ground plane and food pathways (except C-14 and H-3).
- $R_{io}$  = dose factor for radionuclide "i" to organ "o" for each age group "a" and the applicable pathway "p" (mrem/yr per  $\mu\text{Ci}/\text{m}^3$  or m<sup>2</sup>-mrem/yr per  $\mu\text{Ci}/\text{sec}$ , see Table 10-4 through Table 10-21)
- $Q_i$  = cumulative release for radionuclide "i" ( $\mu\text{Ci}$ ),
- 3.17E-08 = conversion factor for yr/sec

In general, the infant or child is expected to be the controlling age group for gaseous exposures.

OFFSITE DOSE CALCULATION MANUAL

---

10.7 Gaseous Dose Projection

As required by TS 5.5.4.e and TS 5.5.4.f dose projections shall be made at least once every 31 days. As described in Section 7.4.1, when the projected doses in a period of 31 days would exceed 2% of the guidelines for the annual dose or dose commitment, appropriate portions of the gaseous effluent treatment system should be used to reduce releases of radioactivity to within the allowable limits. The following equations should be used to perform dose projections:

$$D_{\gamma p} = D_{\gamma}(31/d) \quad [10-10]$$

$$D_{\beta p} = D_{\beta}(31/d) \quad [10-11]$$

$$D_{maxp} = D_{max}(31/d) \quad [10-12]$$

Where:

- $D_{\gamma p}$  = projected 31-day gamma-air dose (mrad)
- $D_{\gamma}$  = gamma-air dose for current calendar month (mrad)
- $D_{\beta p}$  = projected 31-day beta-air dose (mrad)
- $D_{\beta}$  = beta-air dose for current calendar month (mrad)
- $D_{maxp}$  = maximum organ dose projection for the current calendar month (mrem)
- $d$  = number of days to date for the current month (days)
- 31 = number of days in projection (days)

OFFSITE DOSE CALCULATION MANUAL

TABLE 10-4  
 $R_{io}$ , INHALATION PATHWAY DOSE FACTORS – ADULT

(mrem/yr per  $\mu\text{Ci}/\text{m}^3$ )

NUCLIDE	BONE	LIVER	T. BODY	THYROID	KIDNEY	LUNG	GI-LLI
H-3	0.00E+00	7.18E+02	7.18E+02	7.18E+02	7.18E+02	7.18E+02	7.18E+02
C-14	1.82E+04	3.41E+03	3.41E+03	3.41E+03	3.41E+03	3.41E+03	3.41E+03
F-18	3.77E+03	0.00E+00	4.15E+02	0.00E+00	0.00E+00	0.00E+00	7.39E+01
Na-22	1.04E+05	1.04E+05	1.04E+05	1.04E+05	1.04E+05	1.04E+05	1.04E+05
Na-24	1.02E+04	1.02E+04	1.02E+04	1.02E+04	1.02E+04	1.02E+04	1.02E+04
Sc-46	4.41E+05	8.56E+05	2.49E+05	0.00E+00	7.99E+05	0.00E+00	2.15E+05
P-32	1.32E+06	7.71E+04	5.01E+04	0.00E+00	0.00E+00	0.00E+00	8.64E+04
Cr-51	0.00E+00	0.00E+00	1.00E+02	5.95E+01	2.28E+01	1.44E+04	3.32E+03
Mn-54	0.00E+00	3.96E+04	6.30E+03	0.00E+00	9.84E+03	1.40E+06	7.74E+04
Mn-56	0.00E+00	1.24E+00	1.83E-01	0.00E+00	1.30E+00	9.44E+03	2.02E+04
Fe-55	2.46E+04	1.70E+04	3.94E+03	0.00E+00	0.00E+00	7.21E+04	6.03E+03
Fe-59	1.18E+04	2.78E+04	1.06E+04	0.00E+00	0.00E+00	1.02E+06	1.88E+05
Co-57	0.00E+00	6.92E+02	6.71E+02	0.00E+00	0.00E+00	3.70E+05	3.14E+04
Co-58	0.00E+00	1.58E+03	2.07E+03	0.00E+00	0.00E+00	9.28E+05	1.06E+05
Co-60	0.00E+00	1.15E+04	1.48E+04	0.00E+00	0.00E+00	5.97E+06	2.85E+05
Ni-63	4.32E+05	3.14E+04	1.45E+04	0.00E+00	0.00E+00	1.78E+05	1.34E+04
Ni-65	1.54E+00	2.26E-01	9.12E-02	0.00E+00	0.00E+00	5.60E+03	1.23E+04
Cu-64	0.00E+00	1.46E+00	6.15E-01	0.00E+00	4.62E+00	6.78E+03	4.90E+04
Zn-65	3.24E+04	1.03E+05	4.66E+04	0.00E+00	6.90E+04	8.64E+05	5.34E+04
Zn-69m	8.16E+00	1.96E+01	1.79E+00	0.00E+00	1.18E+01	1.90E+04	1.37E+05
Zn-69	3.38E-02	6.51E-02	4.52E-03	0.00E+00	4.22E-02	9.20E+02	1.63E+01
As-76	9.78E+02	2.61E+03	2.19E+04	9.48E+02	2.90E+03	1.01E+05	8.59E+04
Br-82	0.00E+00	0.00E+00	1.35E+04	0.00E+00	0.00E+00	0.00E+00	1.04E+04
Br-83	0.00E+00	0.00E+00	2.41E+02	0.00E+00	0.00E+00	0.00E+00	2.32E+02
Br-84	0.00E+00	0.00E+00	3.13E+02	0.00E+00	0.00E+00	0.00E+00	1.64E-03
Br-85	0.00E+00	0.00E+00	1.28E+01	0.00E+00	0.00E+00	0.00E+00	0.00E+00
Rb-86	0.00E+00	1.35E+05	5.90E+04	0.00E+00	0.00E+00	0.00E+00	1.66E+04
Rb-88	0.00E+00	3.87E+02	1.93E+02	0.00E+00	0.00E+00	0.00E+00	3.34E-09
Rb-89	0.00E+00	2.56E+02	1.70E+02	0.00E+00	0.00E+00	0.00E+00	9.28E-12
Sr-89	3.04E+05	0.00E+00	8.72E+03	0.00E+00	0.00E+00	1.40E+06	3.50E+05
Sr-90	2.87E+07	0.00E+00	5.77E+05	0.00E+00	0.00E+00	9.60E+06	7.22E+05
Sr-91	6.19E+01	0.00E+00	2.50E+00	0.00E+00	0.00E+00	3.65E+04	1.91E+05
Sr-92	6.74E+00	0.00E+00	2.91E-01	0.00E+00	0.00E+00	1.65E+04	4.30E+04
Y-90	2.09E+03	0.00E+00	5.61E+01	0.00E+00	0.00E+00	1.70E+05	5.06E+05
Y-91m	2.61E-01	0.00E+00	1.02E-02	0.00E+00	0.00E+00	1.92E+03	1.33E+00
Y-91	4.62E+05	0.00E+00	1.24E+04	0.00E+00	0.00E+00	1.70E+06	3.85E+05

OFFSITE DOSE CALCULATION MANUAL

TABLE 10-4  
 $R_{io}$ , INHALATION PATHWAY DOSE FACTORS – ADULT

NUCLIDE	BONE	LIVER	T. BODY	THYROID	KIDNEY	LUNG	GILLI
Y-92	1.03E+01	0.00E+00	3.02E-01	0.00E+00	0.00E+00	1.57E+04	7.35E+04
Y-93	9.44E+01	0.00E+00	2.61E+00	0.00E+00	0.00E+00	4.85E+04	4.22E+05
Zr-95	1.07E+05	3.44E+04	2.33E+04	0.00E+00	5.42E+04	1.77E+06	1.50E+05
Zr-97	9.68E+01	1.96E+01	9.04E+00	0.00E+00	2.97E+01	7.87E+04	5.23E+05
Nb-95	1.41E+04	7.82E+03	4.21E+03	0.00E+00	7.74E+03	5.05E+05	1.04E+05
Nb-97	2.22E-01	5.62E-02	2.05E-02	0.00E+00	6.54E-02	2.40E+03	2.42E+02
Mo-99	0.00E+00	1.21E+02	2.30E+01	0.00E+00	2.91E+02	9.12E+04	2.48E+05
Tc-99m	1.03E-03	2.91E-03	3.70E-02	0.00E+00	4.42E-02	7.64E+02	4.16E+03
Tc-99	2.50E+02	3.71E+02	1.00E+02	0.00E+00	4.68E+03	8.08E+05	6.03E+04
Tc-101	4.18E-05	6.02E-05	5.90E-04	0.00E+00	1.08E-03	3.99E+02	1.09E-11
Ru-103	1.53E+03	0.00E+00	6.58E+02	0.00E+00	5.83E+03	5.05E+05	1.10E+05
Ru-105	7.90E-01	0.00E+00	3.11E-01	0.00E+00	1.02E+00	1.10E+04	4.82E+04
Ru-106	6.91E+04	0.00E+00	8.72E+03	0.00E+00	1.34E+05	9.36E+06	9.12E+05
Rh-105	7.39E+00	5.38E+00	3.54E+00	0.00E+00	2.29E+01	1.93E+04	8.72E+04
Ag-110m	1.08E+04	1.00E+04	5.94E+03	0.00E+00	1.97E+04	4.63E+06	3.02E+05
Sn-113	2.70E+04	1.01E+04	8.00E+04	5.63E+03	5.33E+03	5.63E+05	6.22E+04
Sn-117m	2.79E+04	1.48E+03	7.11E+04	7.11E+02	7.11E+02	5.63E+05	5.33E+04
Sb-122	1.90E+03	1.48E+03	2.96E+04	6.52E+02	7.70E+02	1.63E+05	1.16E+05
Sb-124	3.12E+04	5.89E+02	1.24E+04	7.55E+01	0.00E+00	2.48E+06	4.06E+05
Sb-125	5.34E+04	5.95E+02	1.26E+04	5.40E+01	0.00E+00	1.74E+06	1.01E+05
Te-125m	3.42E+03	1.58E+03	4.67E+02	1.05E+03	1.24E+04	3.14E+05	7.06E+04
Te-127m	1.26E+04	5.77E+03	1.57E+03	3.29E+03	4.58E+04	9.60E+05	1.50E+05
Te-127	1.40E+00	6.42E-01	3.10E-01	1.06E+00	5.10E+00	6.51E+03	5.74E+04
Te-129m	9.76E+03	4.67E+03	1.58E+03	3.44E+03	3.66E+04	1.16E+06	3.83E+05
Te-129	4.98E-02	2.39E-02	1.24E-02	3.90E-02	1.87E-01	1.94E+03	1.57E+02
Te-131m	6.99E+01	4.36E+01	2.90E+01	5.50E+01	3.09E+02	1.46E+05	5.56E+05
Te-131	1.11E-02	5.95E-03	3.59E-03	9.36E-03	4.37E-02	1.39E+03	1.84E+01
Te-132	2.60E+02	2.15E+02	1.62E+02	1.90E+02	1.46E+03	2.88E+05	5.10E+05
I-130	4.58E+03	1.34E+04	5.28E+03	1.14E+06	2.09E+04	0.00E+00	7.69E+03
I-131	2.52E+04	3.58E+04	2.05E+04	1.19E+07	6.13E+04	0.00E+00	6.28E+03
I-132	1.16E+03	3.26E+03	1.16E+03	1.14E+05	5.18E+03	0.00E+00	4.06E+02
I-133	8.64E+03	1.48E+04	4.52E+03	2.15E+06	2.58E+04	0.00E+00	8.88E+03
I-134	6.44E+02	1.73E+03	6.15E+02	2.98E+04	2.75E+03	0.00E+00	1.01E+00
I-135	2.68E+03	6.98E+03	2.57E+03	4.48E+05	1.11E+04	0.00E+00	5.25E+03
Cs-134	3.73E+05	8.48E+05	7.28E+05	0.00E+00	2.87E+05	9.76E+04	1.04E+04
Cs-134m	1.27E+02	2.56E+02	1.38E+02	0.00E+00	1.46E+02	2.34E+01	6.34E+01
Cs-136	3.90E+04	1.46E+05	1.10E+05	0.00E+00	8.56E+04	1.20E+04	1.17E+04



OFFSITE DOSE CALCULATION MANUAL

TABLE 10-4  
 $R_{io}$ , INHALATION PATHWAY DOSE FACTORS – ADULT

NUCLIDE	BONE	LIVER	T. BODY	THYROID	KIDNEY	LUNG	GI-LLI
Cs-137	4.78E+05	6.21E+05	4.28E+05	0.00E+00	2.22E+05	7.52E+04	8.40E+03
Cs-138	3.31E+02	6.21E+02	3.24E+02	0.00E+00	4.80E+02	4.86E+01	1.86E-03
Ba-139	9.36E-01	6.66E-04	2.74E-02	0.00E+00	6.22E-04	3.76E+03	8.96E+02
Ba-140	3.90E+04	4.90E+01	2.57E+03	0.00E+00	1.67E+01	1.27E+06	2.18E+05
Ba-141	1.00E-01	7.53E-05	3.36E-03	0.00E+00	7.00E-05	1.94E+03	1.16E-07
Ba-142	2.63E-02	2.70E-05	1.66E-03	0.00E+00	2.29E-05	1.19E+03	1.57E-16
La-140	3.44E+02	1.74E+02	4.58E+01	0.00E+00	0.00E+00	1.36E+05	4.58E+05
La-142	6.83E-01	3.10E-01	7.72E-02	0.00E+00	0.00E+00	6.33E+03	2.11E+03
Ce-141	1.99E+04	1.35E+04	1.53E+03	0.00E+00	6.26E+03	3.62E+05	1.20E+05
Ce-143	1.86E+02	1.38E+02	1.53E+01	0.00E+00	6.08E+01	7.98E+04	2.26E+05
Ce-144	3.43E+06	1.43E+06	1.84E+05	0.00E+00	8.48E+05	7.78E+06	8.16E+05
Pr-143	9.36E+03	3.75E+03	4.64E+02	0.00E+00	2.16E+03	2.81E+05	2.00E+05
Pr-144	3.01E-02	1.25E-02	1.53E-03	0.00E+00	7.05E-03	1.02E+03	2.15E-08
Nd-147	5.27E+03	6.10E+03	3.65E+02	0.00E+00	3.56E+03	2.21E+05	1.73E+05
Eu-152	1.90E+06	4.33E+05	3.81E+05	0.00E+00	2.68E+06	2.74E+06	1.27E+05
W-187	8.48E+00	7.08E+00	2.48E+00	0.00E+00	0.00E+00	2.90E+04	1.55E+05
U-235	8.00E+07	0.00E+00	4.86E+06	0.00E+00	1.87E+07	3.92E+08	3.87E+05
U-238	7.66E+07	0.00E+00	4.54E+06	0.00E+00	1.74E+07	3.66E+08	2.73E+05
Np-239	2.30E+02	2.26E+01	1.24E+01	0.00E+00	7.00E+01	3.76E+04	1.19E+05
Am-241	8.08E+09	2.87E+09	5.37E+08	0.00E+00	4.03E+09	4.85E+08	3.68E+05

OFFSITE DOSE CALCULATION MANUAL

TABLE 10-5  
 $R_{io}$ , INHALATION PATHWAY DOSE FACTORS – TEEN

(mrem/yr per  $\mu\text{Ci}/\text{m}^3$ )

NUCLIDE	BONE	LIVER	T. BODY	THYROID	KIDNEY	LUNG	GUT
H-3	0.00E+00	7.25E+02	7.25E+02	7.25E+02	7.25E+02	7.25E+02	7.25E+02
C-14	2.60E+04	4.87E+03	4.87E+03	4.87E+03	4.87E+03	4.87E+03	4.87E+03
F-18	5.22E+03	0.00E+00	5.68E+02	0.00E+00	0.00E+00	0.00E+00	3.11E+02
Na-22	1.04E+05	1.04E+05	1.04E+05	1.04E+05	1.04E+05	1.04E+05	1.04E+05
Na-24	1.38E+04	1.38E+04	1.38E+04	1.38E+04	1.38E+04	1.38E+04	1.38E+04
Sc-46	5.79E+05	1.13E+06	3.34E+05	0.00E+00	1.08E+06	0.00E+00	2.38E+05
P-32	1.89E+06	1.10E+05	7.16E+04	0.00E+00	0.00E+00	0.00E+00	9.28E+04
Cr-51	0.00E+00	0.00E+00	1.35E+02	7.50E+01	3.07E+01	2.10E+04	3.00E+03
Mn-54	0.00E+00	5.11E+04	8.40E+03	0.00E+00	1.27E+04	1.98E+06	6.68E+04
Mn-56	0.00E+00	1.70E+00	2.52E-01	0.00E+00	1.79E+00	1.52E+04	5.74E+04
Fe-55	3.34E+04	2.38E+04	5.54E+03	0.00E+00	0.00E+00	1.24E+05	6.39E+03
Fe-59	1.59E+04	3.70E+04	1.43E+04	0.00E+00	0.00E+00	1.53E+06	1.78E+05
Co-57	0.00E+00	9.44E+02	9.20E+02	0.00E+00	0.00E+00	5.86E+05	3.14E+04
Co-58	0.00E+00	2.07E+03	2.78E+03	0.00E+00	0.00E+00	1.34E+06	9.52E+04
Co-60	0.00E+00	1.51E+04	1.98E+04	0.00E+00	0.00E+00	8.72E+06	2.59E+05
Ni-63	5.80E+05	4.34E+04	1.98E+04	0.00E+00	0.00E+00	3.07E+05	1.42E+04
Ni-65	2.18E+00	2.93E-01	1.27E-01	0.00E+00	0.00E+00	9.36E+03	3.67E+04
Cu-64	0.00E+00	2.03E+00	8.48E-01	0.00E+00	6.41E+00	1.11E+04	6.14E+04
Zn-65	3.86E+04	1.34E+05	6.24E+04	0.00E+00	8.64E+04	1.24E+06	4.66E+04
Zn-69m	1.15E+01	2.71E+01	2.49E+00	0.00E+00	1.65E+01	3.14E+04	1.71E+05
Zn-69	4.83E-02	9.20E-02	6.46E-03	0.00E+00	6.02E-02	1.58E+03	2.85E+02
As-76	1.16E+03	3.26E+03	2.61E+04	1.10E+03	3.56E+03	1.19E+05	1.04E+05
Br-82	0.00E+00	0.00E+00	1.82E+04	0.00E+00	0.00E+00	0.00E+00	0.00E+00
Br-83	0.00E+00	0.00E+00	3.44E+02	0.00E+00	0.00E+00	0.00E+00	0.00E+00
Br-84	0.00E+00	0.00E+00	4.33E+02	0.00E+00	0.00E+00	0.00E+00	0.00E+00
Br-85	0.00E+00	0.00E+00	1.83E+01	0.00E+00	0.00E+00	0.00E+00	0.00E+00
Rb-86	0.00E+00	1.90E+05	8.40E+04	0.00E+00	0.00E+00	0.00E+00	1.77E+04
Rb-88	0.00E+00	5.46E+02	2.72E+02	0.00E+00	0.00E+00	0.00E+00	2.92E-05
Rb-89	0.00E+00	3.52E+02	2.33E+02	0.00E+00	0.00E+00	0.00E+00	3.38E-07
Sr-89	4.34E+05	0.00E+00	1.25E+04	0.00E+00	0.00E+00	2.42E+06	3.71E+05
Sr-90	3.31E+07	0.00E+00	6.66E+05	0.00E+00	0.00E+00	1.65E+07	7.65E+05
Sr-91	8.80E+01	0.00E+00	3.51E+00	0.00E+00	0.00E+00	6.07E+04	2.59E+05
Sr-92	9.52E+00	0.00E+00	4.06E-01	0.00E+00	0.00E+00	2.74E+04	1.19E+05
Y-90	2.98E+03	0.00E+00	8.00E+01	0.00E+00	0.00E+00	2.93E+05	5.59E+05
Y-91m	3.70E-01	0.00E+00	1.42E-02	0.00E+00	0.00E+00	3.20E+03	3.02E+01
Y-91	6.61E+05	0.00E+00	1.77E+04	0.00E+00	0.00E+00	2.94E+06	4.09E+05

OFFSITE DOSE CALCULATION MANUAL

TABLE 10-5  
 $R_{io}$ , INHALATION PATHWAY DOSE FACTORS – TEEN

NUCLIDE	BONE	LIVER	T. BODY	THYROID	KIDNEY	LUNG	GI-LLI
Y-92	1.47E+01	0.00E+00	4.29E-01	0.00E+00	0.00E+00	2.68E+04	1.65E+05
Y-93	1.35E+02	0.00E+00	3.72E+00	0.00E+00	0.00E+00	8.32E+04	5.79E+05
Zr-95	1.46E+05	4.58E+04	3.15E+04	0.00E+00	6.74E+04	2.69E+06	1.49E+05
Zr-97	1.38E+02	2.72E+01	1.26E+01	0.00E+00	4.12E+01	1.30E+05	6.30E+05
Nb-95	1.86E+04	1.03E+04	5.66E+03	0.00E+00	1.00E+04	7.51E+05	9.68E+04
Nb-97	3.14E-01	7.78E-02	2.84E-02	0.00E+00	9.12E-02	3.93E+03	2.17E+03
Mo-99	0.00E+00	1.69E+02	3.22E+01	0.00E+00	4.11E+02	1.54E+05	2.69E+05
Tc-99m	1.38E-03	3.86E-03	4.99E-02	0.00E+00	5.76E-02	1.15E+03	6.13E+03
Tc-99	3.58E+02	5.26E+02	1.43E+02	0.00E+00	6.68E+03	1.39E+06	6.39E+04
Tc-101	5.92E-05	8.40E-05	8.24E-04	0.00E+00	1.52E-03	6.67E+02	8.72E-07
Ru-103	2.10E+03	0.00E+00	8.96E+02	0.00E+00	7.43E+03	7.83E+05	1.09E+05
Ru-105	1.12E+00	0.00E+00	4.34E-01	0.00E+00	1.41E+00	1.82E+04	9.04E+04
Ru-106	9.84E+04	0.00E+00	1.24E+04	0.00E+00	1.90E+05	1.61E+07	9.60E+05
Rh-105	1.06E+01	7.58E+00	4.99E+00	0.00E+00	3.23E+01	3.27E+04	9.84E+04
Ag-110m	1.38E+04	1.31E+04	7.99E+03	0.00E+00	2.50E+04	6.75E+06	2.73E+05
Sn-113	2.81E+04	1.24E+04	9.48E+04	6.52E+03	6.52E+03	6.81E+03	7.41E+04
Sn-117m	2.73E+04	1.87E+03	9.19E+04	8.59E+02	9.19E+02	7.11E+05	6.22E+04
Sb-122	2.01E+03	1.84E+03	3.85E+04	7.41E+02	9.48E+02	1.99E+05	1.39E+05
Sb-124	4.30E+04	7.94E+02	1.68E+04	9.76E+01	0.00E+00	3.85E+06	3.98E+05
Sb-125	7.38E+04	8.08E+02	1.72E+04	7.04E+01	0.00E+00	2.74E+06	9.92E+04
Te-125m	4.88E+03	2.24E+03	6.67E+02	1.40E+03	0.00E+00	5.36E+05	7.50E+04
Te-127m	1.80E+04	8.16E+03	2.18E+03	4.38E+03	6.54E+04	1.66E+06	1.59E+05
Te-127	2.01E+00	9.12E-01	4.42E-01	1.42E+00	7.28E+00	1.12E+04	8.08E+04
Te-129m	1.39E+04	6.58E+03	2.25E+03	4.58E+03	5.19E+04	1.98E+06	4.05E+05
Te-129	7.10E-02	3.38E-02	1.76E-02	5.18E-02	2.66E-01	3.30E+03	1.62E+03
Te-131m	9.84E+01	6.01E+01	4.02E+01	7.25E+01	4.39E+02	2.38E+05	6.21E+05
Te-131	1.58E-02	8.32E-03	5.04E-03	1.24E-02	6.18E-02	2.34E+03	1.51E+01
Te-132	3.60E+02	2.90E+02	2.19E+02	2.46E+02	1.95E+03	4.49E+05	4.63E+05
I-130	6.24E+03	1.79E+04	7.17E+03	1.49E+06	2.75E+04	0.00E+00	9.12E+03
I-131	3.54E+04	4.91E+04	2.64E+04	1.46E+07	8.40E+04	0.00E+00	6.49E+03
I-132	1.59E+03	4.38E+03	1.58E+03	1.51E+05	6.92E+03	0.00E+00	1.27E+03
I-133	1.22E+04	2.05E+04	6.22E+03	2.92E+06	3.59E+04	0.00E+00	1.03E+04
I-134	8.88E+02	2.32E+03	8.40E+02	3.95E+04	3.66E+03	0.00E+00	2.04E+01
I-135	3.70E+03	9.44E+03	3.49E+03	6.21E+05	1.49E+04	0.00E+00	6.95E+03
Cs-134	5.02E+05	1.13E+06	5.49E+05	0.00E+00	3.75E+05	1.46E+05	9.76E+03
Cs-134m	1.76E+02	3.48E+02	1.88E+02	0.00E+00	2.03E+02	3.65E+01	1.62E+02
Cs-136	5.15E+04	1.94E+05	1.37E+05	0.00E+00	1.10E+05	1.78E+04	1.09E+04

OFFSITE DOSE CALCULATION MANUAL

---

TABLE 10-5  
*R<sub>io</sub>*, INHALATION PATHWAY DOSE FACTORS – TEEN

NUCLIDE	BONE	LIVER	T. BODY	THYROID	KIDNEY	LUNG	G-LLI
Cs-137	6.70E+05	8.48E+05	3.11E+05	0.00E+00	3.04E+05	1.21E+05	8.48E+03
Cs-138	4.66E+02	8.56E+02	4.46E+02	0.00E+00	6.62E+02	7.87E+01	2.70E-01
Ba-139	1.34E+00	9.44E-04	3.90E-02	0.00E+00	8.88E-04	6.46E+03	6.45E+03
Ba-140	5.47E+04	6.70E+01	3.52E+03	0.00E+00	2.28E+01	2.03E+06	2.29E+05
Ba-141	1.42E-01	1.06E-04	4.74E-03	0.00E+00	9.84E-05	3.29E+03	7.46E-04
Ba-142	3.70E-02	3.70E-05	2.27E-03	0.00E+00	3.14E-05	1.91E+03	4.79E-10
La-140	4.79E+02	2.36E+02	6.26E+01	0.00E+00	0.00E+00	2.14E+05	4.87E+05
La-142	9.60E-01	4.25E-01	1.06E-01	0.00E+00	0.00E+00	1.02E+04	1.20E+04
Ce-141	2.84E+04	1.90E+04	2.17E+03	0.00E+00	8.88E+03	6.14E+05	1.26E+05
Ce-143	2.66E+02	1.94E+02	2.16E+01	0.00E+00	8.64E+01	1.30E+05	2.55E+05
Ce-144	4.89E+06	2.02E+06	2.62E+05	0.00E+00	1.21E+06	1.34E+07	8.64E+05
Pr-143	1.34E+04	5.31E+03	6.62E+02	0.00E+00	3.09E+03	4.83E+05	2.14E+05
Pr-144	4.30E-02	1.76E-02	2.18E-03	0.00E+00	1.01E-02	1.75E+03	2.35E-04
Nd-147	7.86E+03	8.56E+03	5.13E+02	0.00E+00	5.02E+03	3.72E+05	1.82E+05
Eu-152	2.37E+06	5.75E+05	5.04E+05	0.00E+00	2.67E+06	4.01E+06	1.08E+05
W-187	1.20E+01	9.76E+00	3.43E+00	0.00E+00	0.00E+00	4.74E+04	1.77E+05
U-235	1.14E+08	0.00E+00	6.94E+06	0.00E+00	2.67E+07	6.75E+08	4.10E+05
U-238	1.09E+08	0.00E+00	6.48E+06	0.00E+00	2.50E+07	6.31E+08	2.90E+05
Np-239	3.38E+02	3.19E+01	1.77E+01	0.00E+00	1.00E+02	6.49E+04	1.32E+05
Am-241	8.48E+09	3.26E+09	5.68E+08	0.00E+00	4.26E+09	8.40E+08	3.90E+05

OFFSITE DOSE CALCULATION MANUAL

TABLE 10-6  
R<sub>io</sub>, INHALATION PATHWAY DOSE FACTORS – CHILD

(mrem/yr per  $\mu\text{Ci}/\text{m}^3$ )

NUCLIDE	BONE	LIVER	T. BODY	THYROID	KIDNEY	LUNG	GILLI
H-3	0.00E+00	6.40E+02	6.40E+02	6.40E+02	6.40E+02	6.40E+02	6.40E+02
C-14	3.59E+04	6.73E+03	6.73E+03	6.73E+03	6.73E+03	6.73E+03	6.73E+03
F-18	6.96E+03	0.00E+00	6.85E+02	0.00E+00	0.00E+00	0.00E+00	1.25E+03
Na-22	1.63E+05	1.63E+05	1.63E+05	1.63E+05	1.63E+05	1.63E+05	1.63E+05
Na-24	1.61E+04	1.61E+04	1.61E+04	1.61E+04	1.61E+04	1.61E+04	1.61E+04
Sc-46	7.29E+05	9.99E+05	3.85E+05	0.00E+00	8.84E+05	0.00E+00	9.07E+04
P-32	2.60E+06	1.14E+05	9.88E+04	0.00E+00	0.00E+00	0.00E+00	4.22E+04
Cr-51	0.00E+00	0.00E+00	1.54E+02	8.55E+01	2.43E+01	1.70E+04	1.08E+03
Mn-54	0.00E+00	4.29E+04	9.51E+03	0.00E+00	1.00E+04	1.58E+06	2.29E+04
Mn-56	0.00E+00	1.66E+00	3.12E-01	0.00E+00	1.67E+00	1.31E+04	1.23E+05
Fe-55	4.74E+04	2.52E+04	7.77E+03	0.00E+00	0.00E+00	1.11E+05	2.87E+03
Fe-59	2.07E+04	3.34E+04	1.67E+04	0.00E+00	0.00E+00	1.27E+06	7.07E+04
Co-57	0.00E+00	9.03E+02	1.07E+03	0.00E+00	0.00E+00	5.07E+05	1.32E+04
Co-58	0.00E+00	1.77E+03	3.16E+03	0.00E+00	0.00E+00	1.11E+06	3.44E+04
Co-60	0.00E+00	1.31E+04	2.26E+04	0.00E+00	0.00E+00	7.07E+06	9.62E+04
Ni-63	8.21E+05	4.63E+04	2.80E+04	0.00E+00	0.00E+00	2.75E+05	6.33E+03
Ni-65	2.99E+00	2.96E-01	1.64E-01	0.00E+00	0.00E+00	8.18E+03	8.40E+04
Cu-64	0.00E+00	1.99E+00	1.07E+00	0.00E+00	6.03E+00	9.58E+03	3.67E+04
Zn-65	4.26E+04	1.13E+05	7.03E+04	0.00E+00	7.14E+04	9.95E+05	1.63E+04
Zn-69m	1.58E+01	2.69E+01	3.18E+00	0.00E+00	1.56E+01	2.72E+04	1.00E+05
Zn-69	6.70E-02	9.66E-02	8.92E-03	0.00E+00	5.85E-02	1.42E+03	1.02E+04
As-76	1.64E+03	4.11E+03	3.01E+04	1.51E+03	4.11E+03	9.32E+04	1.64E+05
Br-82	0.00E+00	0.00E+00	2.09E+04	0.00E+00	0.00E+00	0.00E+00	0.00E+00
Br-83	0.00E+00	0.00E+00	4.74E+02	0.00E+00	0.00E+00	0.00E+00	0.00E+00
Br-84	0.00E+00	0.00E+00	5.48E+05	0.00E+00	0.00E+00	0.00E+00	0.00E+00
Br-85	0.00E+00	0.00E+00	2.53E+01	0.00E+00	0.00E+00	0.00E+00	0.00E+00
Rb-86	0.00E+00	1.98E+05	1.14E+05	0.00E+00	0.00E+00	0.00E+00	7.99E+03
Rb-88	0.00E+00	5.62E+02	3.66E+02	0.00E+00	0.00E+00	0.00E+00	1.72E+01
Rb-89	0.00E+00	3.45E+02	2.90E+02	0.00E+00	0.00E+00	0.00E+00	1.89E+00
Sr-89	5.99E+05	0.00E+00	1.72E+04	0.00E+00	0.00E+00	2.16E+06	1.67E+05
Sr-90	3.85E+07	0.00E+00	7.66E+05	0.00E+00	0.00E+00	1.48E+07	3.43E+05
Sr-91	1.21E+02	0.00E+00	4.59E+00	0.00E+00	0.00E+00	5.33E+04	1.74E+05
Sr-92	1.31E+01	0.00E+00	5.25E-01	0.00E+00	0.00E+00	2.40E+04	2.42E+05
Y-90	4.11E+03	0.00E+00	1.11E+02	0.00E+00	0.00E+00	2.62E+05	2.68E+05
Y-91m	5.07E-01	0.00E+00	1.84E-02	0.00E+00	0.00E+00	2.81E+03	1.72E+03
Y-91	9.14E+05	0.00E+00	2.44E+04	0.00E+00	0.00E+00	2.63E+06	1.84E+05



OFFSITE DOSE CALCULATION MANUAL

TABLE 10-6  
R<sub>io</sub>, INHALATION PATHWAY DOSE FACTORS – CHILD

NUCLIDE	BONE	LIVER	T. BODY	THYROID	KIDNEY	LUNG	G-LLI
Y-92	2.04E+01	0.00E+00	5.81E-01	0.00E+00	0.00E+00	2.39E+04	2.39E+05
Y-93	1.86E+02	0.00E+00	5.11E+00	0.00E+00	0.00E+00	7.44E+04	3.89E+05
Zr-95	1.90E+05	4.18E+04	3.70E+04	0.00E+00	5.96E+04	2.23E+06	6.11E+04
Zr-97	1.88E+02	2.72E+01	1.60E+01	0.00E+00	3.89E+01	1.13E+05	3.51E+05
Nb-95	2.35E+04	9.18E+03	6.55E+03	0.00E+00	8.62E+03	6.14E+05	3.70E+04
Nb-97	4.29E-01	7.70E-02	3.60E-02	0.00E+00	8.55E-02	3.42E+03	2.78E+04
Mo-99	0.00E+00	1.72E+02	4.26E+01	0.00E+00	3.92E+02	1.35E+05	1.27E+05
Tc-99m	1.78E-03	3.48E-03	5.77E-02	0.00E+00	5.07E-02	9.51E+02	4.81E+03
Tc-99	4.96E+02	5.51E+02	1.98E+02	0.00E+00	6.48E+03	1.25E+06	2.87E+04
Tc-101	8.10E-05	8.51E-05	1.08E-03	0.00E+00	1.45E-03	5.85E+02	1.63E+01
Ru-103	2.79E+03	0.00E+00	1.07E+03	0.00E+00	7.03E+03	6.62E+05	4.48E+04
Ru-105	1.53E+00	0.00E+00	5.55E-01	0.00E+00	1.34E+00	1.59E+04	9.95E+04
Ru-106	1.36E+05	0.00E+00	1.69E+04	0.00E+00	1.84E+05	1.43E+07	4.29E+05
Rh-105	1.45E+01	7.77E+00	6.62E+00	0.00E+00	3.10E+01	2.89E+04	4.92E+04
Ag-110m	1.69E+04	1.14E+04	9.14E+03	0.00E+00	2.12E+04	5.48E+06	1.00E+05
Sn-113	3.56E+04	1.18E+04	7.95E+04	7.67E+03	6.99E+03	5.21E+05	1.12E+05
Sn-117m	4.11E+04	1.78E+03	6.30E+04	1.04E+03	1.06E+03	4.39E+05	9.87E+04
Sb-122	2.60E+03	2.06E+03	3.84E+04	8.63E+02	1.11E+03	1.37E+05	2.33E+05
Sb-124	5.74E+04	7.40E+02	2.00E+04	1.26E+02	0.00E+00	3.24E+06	1.64E+05
Sb-125	9.84E+04	7.59E+02	2.07E+04	9.10E+01	0.00E+00	2.32E+06	4.03E+04
Te-125m	6.73E+03	2.33E+03	9.14E+02	1.92E+03	0.00E+00	4.77E+05	3.38E+04
Te-127m	2.49E+04	8.55E+03	3.03E+03	6.07E+03	6.36E+04	1.48E+06	7.14E+04
Te-127	2.77E+00	9.51E-01	6.11E-01	1.96E+00	7.07E+00	1.00E+04	5.62E+04
Te-129m	1.92E+04	6.85E+03	3.04E+03	6.33E+03	5.03E+04	1.76E+06	1.82E+05
Te-129	9.77E-02	3.50E-02	2.38E-02	7.14E-02	2.57E-01	2.93E+03	2.55E+04
Te-131m	1.34E+02	5.92E+01	5.07E+01	9.77E+01	4.00E+02	2.06E+05	3.08E+05
Te-131	2.17E-02	8.44E-03	6.59E-03	1.70E-02	5.88E-02	2.05E+03	1.33E+03
Te-132	4.81E+02	2.72E+02	2.63E+02	3.17E+02	1.77E+03	3.77E+05	1.38E+05
I-130	8.18E+03	1.64E+04	8.44E+03	1.85E+06	2.45E+04	0.00E+00	5.11E+03
I-131	4.81E+04	4.81E+04	2.73E+04	1.62E+07	7.88E+04	0.00E+00	2.84E+03
I-132	2.12E+03	4.07E+03	1.88E+03	1.94E+05	6.25E+03	0.00E+00	3.20E+03
I-133	1.66E+04	2.03E+04	7.70E+03	3.85E+06	3.38E+04	0.00E+00	5.48E+03
I-134	1.17E+03	2.16E+03	9.95E+02	5.07E+04	3.30E+03	0.00E+00	9.55E+02
I-135	4.92E+03	8.73E+03	4.14E+03	7.92E+05	1.34E+04	0.00E+00	4.44E+03
Cs-134	6.51E+05	1.01E+06	2.25E+05	0.00E+00	3.30E+05	1.21E+05	3.85E+03
Cs-134m	2.34E+02	3.30E+02	2.26E+02	0.00E+00	1.83E+02	3.09E+01	2.93E+02
Cs-136	6.51E+04	1.71E+05	1.16E+05	0.00E+00	9.55E+04	1.45E+04	4.18E+03

OFFSITE DOSE CALCULATION MANUAL

TABLE 10-6  
R<sub>io</sub>, INHALATION PATHWAY DOSE FACTORS – CHILD

NUCLIDE	BONE	LIVER	T. BODY	THYROID	KIDNEY	LUNG	GILLI
Cs-137	9.07E+05	8.25E+05	1.28E+05	0.00E+00	2.82E+05	1.04E+05	3.62E+03
Cs-138	6.33E+02	8.40E+02	5.55E+02	0.00E+00	6.22E+02	6.81E+01	2.70E+02
Ba-139	1.84E+00	9.84E-04	5.37E-02	0.00E+00	8.62E-04	5.77E+03	5.77E+04
Ba-140	7.40E+04	6.48E+01	4.33E+03	0.00E+00	2.11E+01	1.74E+06	1.02E+05
Ba-141	1.96E-01	1.09E-04	6.36E-03	0.00E+00	9.47E-05	2.92E+03	2.75E+02
Ba-142	5.00E-02	3.60E-05	2.79E-03	0.00E+00	2.91E-05	1.64E+03	2.74E+00
La-140	6.44E+02	2.25E+02	7.55E+01	0.00E+00	0.00E+00	1.83E+05	2.26E+05
La-142	1.30E+00	4.11E-01	1.29E-01	0.00E+00	0.00E+00	8.70E+03	7.59E+04
Ce-141	3.92E+04	1.95E+04	2.90E+03	0.00E+00	8.55E+03	5.44E+05	5.66E+04
Ce-143	3.66E+02	1.99E+02	2.87E+01	0.00E+00	8.36E+01	1.15E+05	1.27E+05
Ce-144	6.77E+06	2.12E+06	3.61E+05	0.00E+00	1.17E+06	1.20E+07	3.89E+05
Pr-143	1.85E+04	5.55E+03	9.14E+02	0.00E+00	3.00E+03	4.33E+05	9.73E+04
Pr-144	5.96E-02	1.85E-02	3.00E-03	0.00E+00	9.77E-03	1.57E+03	1.97E+02
Nd-147	1.08E+04	8.73E+03	6.81E+02	0.00E+00	4.81E+03	3.28E+05	8.21E+04
Eu-152	2.75E+06	5.07E+05	5.96E+05	0.00E+00	2.12E+06	3.33E+06	4.22E+04
W-187	1.63E+01	9.66E+00	4.33E+00	0.00E+00	0.00E+00	4.11E+04	9.10E+04
U-235	1.58E+08	0.00E+00	9.58E+06	0.00E+00	2.59E+07	6.03E+08	1.84E+05
U-238	1.51E+08	0.00E+00	8.95E+06	0.00E+00	2.42E+07	5.66E+08	1.30E+05
Np-239	4.66E+02	3.34E+01	2.35E+01	0.00E+00	9.73E+01	5.81E+04	6.40E+04
Am-241	6.44E+09	2.90E+09	4.59E+08	0.00E+00	2.82E+09	7.47E+08	1.75E+05

OFFSITE DOSE CALCULATION MANUAL

TABLE 10-7  
 $R_{io}$ , INHALATION PATHWAY DOSE FACTORS – INFANT

(mrem/yr per  $\mu\text{Ci}/\text{m}^3$ )

NUCLIDE	BONE	LIVER	T. BODY	THYROID	KIDNEY	LUNG	GI-LLI
H-3	0.00E+00	3.68E+02	3.68E+02	3.69E+02	3.68E+02	3.68E+02	3.68E+02
C-14	2.65E+04	5.31E+03	5.31E+03	5.31E+03	5.31E+03	5.31E+03	5.31E+03
F-18	5.49E+03	0.00E+00	4.66E+02	0.00E+00	0.00E+00	0.00E+00	8.54E+02
Na-22	1.03E+05	1.03E+05	1.03E+05	1.03E+05	1.03E+05	1.03E+05	1.03E+05
Na-24	1.06E+04	1.06E+04	1.06E+04	1.06E+04	1.06E+04	1.06E+04	1.06E+04
Sc-46	5.25E+05	7.57E+05	2.37E+05	0.00E+00	4.98E+05	0.00E+00	3.07E+04
P-32	2.03E+06	1.12E+05	7.74E+04	0.00E+00	0.00E+00	0.00E+00	1.61E+04
Cr-51	0.00E+00	0.00E+00	8.92E+01	5.75E+01	1.32E+01	1.28E+04	3.57E+02
Mn-54	0.00E+00	2.53E+04	4.98E+03	0.00E+00	4.98E+03	1.00E+06	7.06E+03
Mn-56	0.00E+00	1.54E+00	2.21E-01	0.00E+00	1.10E+00	1.25E+04	7.17E+04
Fe-55	1.97E+04	1.17E+04	3.33E+03	0.00E+00	0.00E+00	8.69E+04	1.09E+03
Fe-59	1.36E+04	2.35E+04	9.48E+03	0.00E+00	0.00E+00	1.02E+06	2.48E+04
Co-57	0.00E+00	6.51E+02	6.41E+02	0.00E+00	0.00E+00	3.79E+05	4.86E+03
Co-58	0.00E+00	1.22E+03	1.82E+03	0.00E+00	0.00E+00	7.77E+05	1.11E+04
Co-60	0.00E+00	8.02E+03	1.18E+04	0.00E+00	0.00E+00	4.51E+06	3.19E+04
Ni-63	3.39E+05	2.04E+04	1.16E+04	0.00E+00	0.00E+00	2.09E+05	2.42E+03
Ni-65	2.39E+00	2.84E-01	1.23E-01	0.00E+00	0.00E+00	8.12E+03	5.01E+04
Cu-64	0.00E+00	1.88E+00	7.74E-01	0.00E+00	3.98E+00	9.30E+03	1.50E+04
Zn-65	1.93E+04	6.26E+04	3.11E+04	0.00E+00	3.25E+04	6.47E+05	5.14E+04
Zn-69m	1.26E+01	2.58E+01	2.34E+00	0.00E+00	1.04E+01	2.67E+04	4.09E+04
Zn-69	5.39E-02	9.67E-02	7.18E-03	0.00E+00	4.02E-02	1.47E+03	1.32E+04
As-76	3.58E+03	9.33E+03	2.64E+04	3.58E+03	9.33E+03	7.78E+04	9.85E+04
Br-82	0.00E+00	0.00E+00	1.33E+04	0.00E+00	0.00E+00	0.00E+00	0.00E+00
Br-83	0.00E+00	0.00E+00	3.81E+02	0.00E+00	0.00E+00	0.00E+00	0.00E+00
Br-84	0.00E+00	0.00E+00	4.00E+02	0.00E+00	0.00E+00	0.00E+00	0.00E+00
Br-85	0.00E+00	0.00E+00	2.04E+01	0.00E+00	0.00E+00	0.00E+00	0.00E+00
Rb-86	0.00E+00	1.90E+05	8.82E+04	0.00E+00	0.00E+00	0.00E+00	3.04E+03
Rb-88	0.00E+00	5.57E+02	2.87E+02	0.00E+00	0.00E+00	0.00E+00	3.39E+02
Rb-89	0.00E+00	3.21E+02	2.06E+02	0.00E+00	0.00E+00	0.00E+00	6.82E+01
Sr-89	3.98E+05	0.00E+00	1.14E+04	0.00E+00	0.00E+00	2.03E+06	6.40E+04
Sr-90	1.55E+07	0.00E+00	3.12E+05	0.00E+00	0.00E+00	1.12E+07	1.31E+05
Sr-91	9.56E+01	0.00E+00	3.46E+00	0.00E+00	0.00E+00	5.26E+04	7.34E+04
Sr-92	1.05E+01	0.00E+00	3.91E-01	0.00E+00	0.00E+00	2.38E+04	1.40E+05
Y-90	3.29E+03	0.00E+00	8.82E+01	0.00E+00	0.00E+00	2.69E+05	1.04E+05
Y-91m	4.07E-01	0.00E+00	1.39E-02	0.00E+00	0.00E+00	2.79E+03	2.35E+03
Y-91	5.88E+05	0.00E+00	1.57E+04	0.00E+00	0.00E+00	2.45E+06	7.03E+04

OFFSITE DOSE CALCULATION MANUAL

TABLE 10-7  
 $R_{io}$ , INHALATION PATHWAY DOSE FACTORS – INFANT

NUCLIDE	BONE	LIVER	T. BODY	THYROID	KIDNEY	LUNG	GI-LLI
Y-92	1.64E+01	0.00E+00	4.61E-01	0.00E+00	0.00E+00	2.45E+04	1.27E+05
Y-93	1.50E+02	0.00E+00	4.07E+00	0.00E+00	0.00E+00	7.64E+04	1.67E+05
Zr-95	1.15E+05	2.79E+04	2.03E+04	0.00E+00	3.11E+04	1.75E+06	2.17E+04
Zr-97	1.50E+02	2.56E+01	1.17E+01	0.00E+00	2.59E+01	1.10E+05	1.40E+05
Nb-95	1.57E+04	6.43E+03	3.78E+03	0.00E+00	4.72E+03	4.79E+05	1.27E+04
Nb-97	3.42E-01	7.29E-02	2.63E-02	0.00E+00	5.70E-02	3.32E+03	2.69E+04
Mo-99	0.00E+00	1.65E+02	3.23E+01	0.00E+00	2.65E+02	1.35E+05	4.87E+04
Tc-99m	1.40E-03	2.88E-03	3.72E-02	0.00E+00	3.11E-02	8.11E+02	2.03E+03
Tc-99	2.93E+02	3.75E+02	1.24E+02	0.00E+00	3.49E+03	9.48E+05	1.09E+04
Tc-101	6.51E-05	8.23E-05	8.12E-04	0.00E+00	9.79E-04	5.84E+02	8.44E+02
Ru-103	2.02E+03	0.00E+00	6.79E+02	0.00E+00	4.24E+03	5.52E+05	1.61E+04
Ru-105	1.22E+00	0.00E+00	4.10E-01	0.00E+00	8.99E-01	1.57E+04	4.84E+04
Ru-106	8.68E+04	0.00E+00	1.09E+04	0.00E+00	1.07E+05	1.16E+07	1.64E+05
Rh-105	1.16E+01	7.57E+00	5.08E+00	0.00E+00	2.10E+01	2.91E+04	1.92E+04
Ag-110m	9.98E+03	7.22E+03	5.00E+03	0.00E+00	1.09E+04	3.67E+06	3.30E+04
Sn-113	2.80E+04	9.33E+03	6.74E+04	6.22E+03	6.22E+03	3.99E+05	1.45E+05
Sn-117m	3.27E+04	1.66E+03	5.19E+04	9.85E+02	1.09E+03	3.32E+05	1.35E+05
Sb-122	2.39E+03	2.13E+03	4.30E+04	8.30E+02	1.14E+03	1.14E+05	3.16E+05
Sb-124	3.79E+04	5.56E+02	1.20E+04	1.01E+02	0.00E+00	2.65E+06	5.91E+04
Sb-125	5.17E+04	4.77E+02	1.09E+04	6.23E+01	0.00E+00	1.64E+06	1.47E+04
Te-125m	4.76E+03	1.99E+03	6.58E+02	1.62E+03	0.00E+00	4.47E+05	1.29E+04
Te-127m	1.67E+04	6.90E+03	2.07E+03	4.87E+03	3.75E+04	1.31E+06	2.73E+04
Te-127	2.23E+00	9.53E-01	4.89E-01	1.85E+00	4.86E+00	1.03E+04	2.44E+04
Te-129m	1.41E+04	6.09E+03	2.23E+03	5.47E+03	3.18E+04	1.68E+06	6.90E+04
Te-129	7.88E-02	3.47E-02	1.88E-02	6.75E-02	1.75E-01	3.00E+03	2.63E+04
Te-131m	1.07E+02	5.50E+01	3.63E+01	8.93E+01	2.65E+02	1.99E+05	1.19E+05
Te-131	1.74E-02	8.22E-03	5.00E-03	1.58E-02	3.99E-02	2.06E+03	8.22E+03
Te-132	3.72E+02	2.37E+02	1.76E+02	2.79E+02	1.03E+03	3.40E+05	4.41E+04
I-130	6.36E+03	1.39E+04	5.57E+03	1.60E+06	1.53E+04	0.00E+00	1.99E+03
I-131	3.79E+04	4.44E+04	1.96E+04	1.48E+07	5.18E+04	0.00E+00	1.06E+03
I-132	1.69E+03	3.54E+03	1.26E+03	1.69E+05	3.95E+03	0.00E+00	1.90E+03
I-133	1.32E+04	1.92E+04	5.60E+03	3.56E+06	2.24E+04	0.00E+00	2.16E+03
I-134	9.21E+02	1.88E+03	6.65E+02	4.45E+04	2.09E+03	0.00E+00	1.29E+03
I-135	3.86E+03	7.60E+03	2.77E+03	6.96E+05	8.47E+03	0.00E+00	1.83E+03
Cs-134	3.96E+05	7.03E+05	7.45E+04	0.00E+00	1.90E+05	7.97E+04	1.33E+03
Cs-134m	1.85E+02	2.94E+02	1.55E+02	0.00E+00	1.19E+02	2.80E+01	1.62E+02
Cs-136	4.83E+04	1.35E+05	5.29E+04	0.00E+00	5.64E+04	1.18E+04	1.43E+03

OFFSITE DOSE CALCULATION MANUAL

TABLE 10-7  
 $R_{io}$ , INHALATION PATHWAY DOSE FACTORS – INFANT

NUCLIDE	BONE	LIVER	T. BODY	THYROID	KIDNEY	LUNG	G-LLI
Cs-137	5.49E+05	6.12E+05	4.55E+04	0.00E+00	1.72E+05	7.13E+04	1.33E+03
Cs-138	5.05E+02	7.81E+02	3.98E+02	0.00E+00	4.10E+02	6.54E+01	8.76E+02
Ba-139	1.48E+00	9.84E-04	4.30E-02	0.00E+00	5.92E-04	5.95E+03	5.10E+04
Ba-140	5.60E+04	5.60E+01	2.90E+03	0.00E+00	1.34E+01	1.60E+06	3.84E+04
Ba-141	1.57E-01	1.08E-04	4.97E-03	0.00E+00	6.50E-05	2.97E+03	4.75E+03
Ba-142	3.98E-02	3.30E-05	1.96E-03	0.00E+00	1.90E-05	1.55E+03	6.93E+02
La-140	5.05E+02	2.00E+02	5.15E+01	0.00E+00	0.00E+00	1.68E+05	8.48E+04
La-142	1.03E+00	3.77E-01	9.04E-02	0.00E+00	0.00E+00	8.22E+03	5.95E+04
Ce-141	2.77E+04	1.67E+04	1.99E+03	0.00E+00	5.25E+03	5.17E+05	2.16E+04
Ce-143	2.93E+02	1.93E+02	2.21E+01	0.00E+00	5.64E+01	1.16E+05	4.97E+04
Ce-144	3.19E+06	1.21E+06	1.76E+05	0.00E+00	5.38E+05	9.84E+06	1.48E+05
Pr-143	1.40E+04	5.24E+03	6.99E+02	0.00E+00	1.97E+03	4.33E+05	3.72E+04
Pr-144	4.79E-02	1.85E-02	2.41E-03	0.00E+00	6.72E-03	1.61E+03	4.28E+03
Nd-147	7.94E+03	8.13E+03	5.00E+02	0.00E+00	3.15E+03	3.22E+05	3.12E+04
Eu-152	1.10E+06	2.48E+05	2.41E+05	0.00E+00	8.32E+05	2.07E+06	1.38E+04
W-187	1.30E+01	9.02E+00	3.12E+00	0.00E+00	0.00E+00	3.96E+04	3.56E+04
U-235	7.01E+07	0.00E+00	4.93E+06	0.00E+00	1.41E+07	4.59E+08	7.03E+04
U-238	6.71E+07	0.00E+00	4.61E+06	0.00E+00	1.32E+07	4.28E+08	4.96E+04
Np-239	3.71E+02	3.32E+01	1.88E+01	0.00E+00	6.62E+01	5.95E+04	2.49E+04
Am-241	2.58E+09	1.18E+09	1.83E+08	0.00E+00	1.11E+09	5.68E+08	6.69E+04



OFFSITE DOSE CALCULATION MANUAL

TABLE 10-8  
 $R_{io}$ , GRASS-COW-MILK PATHWAY DOSE FACTORS – ADULT

{m<sup>2</sup>-mrem/yr per  $\mu$ Ci/s (mrem/yr per  $\mu$ Ci/m<sup>3</sup> for <sup>3</sup>H and <sup>14</sup>C)}

NUCLIDE	BONE	LIVER	T. BODY	THYROID	KIDNEY	LUNG	GILL
H-3	0.00E+00	6.33E+02	6.33E+02	6.33E+02	6.33E+02	6.33E+02	6.33E+02
C-14	3.63E+05	7.26E+04	7.26E+04	7.26E+04	7.26E+04	7.26E+04	7.26E+04
F-18	1.16E-03	0.00E+00	1.28E-04	0.00E+00	0.00E+00	0.00E+00	3.43E-05
Na-22	4.18E+09	4.18E+09	4.18E+09	4.18E+09	4.18E+09	4.18E+09	4.18E+09
Na-24	6.05E+05	6.05E+05	6.05E+05	6.05E+05	6.05E+05	6.05E+05	6.05E+05
Sc-46	8.96E+01	1.74E+02	5.06E+01	0.00E+00	1.62E+02	0.00E+00	8.47E+05
P-32	4.34E+09	2.70E+08	1.68E+08	0.00E+00	0.00E+00	0.00E+00	4.88E+08
Cr-51	0.00E+00	0.00E+00	8.39E+03	5.02E+03	1.85E+03	1.11E+04	2.11E+06
Mn-54	0.00E+00	5.80E+06	1.11E+06	0.00E+00	1.73E+06	0.00E+00	1.78E+07
Mn-56	0.00E+00	1.05E-03	1.86E-04	0.00E+00	1.33E-03	0.00E+00	3.35E-02
Fe-55	1.87E+07	1.29E+07	3.01E+06	0.00E+00	0.00E+00	7.20E+06	7.40E+06
Fe-59	1.11E+07	2.60E+07	9.97E+06	0.00E+00	0.00E+00	7.27E+06	8.67E+07
Co-57	0.00E+00	8.59E+05	1.43E+06	0.00E+00	0.00E+00	0.00E+00	2.18E+07
Co-58	0.00E+00	2.20E+06	4.93E+06	0.00E+00	0.00E+00	0.00E+00	4.46E+07
Co-60	0.00E+00	1.27E+07	2.80E+07	0.00E+00	0.00E+00	0.00E+00	2.38E+08
Ni-63	5.68E+09	3.94E+08	1.90E+08	0.00E+00	0.00E+00	0.00E+00	8.21E+07
Ni-65	9.23E-02	1.20E-02	5.47E-03	0.00E+00	0.00E+00	0.00E+00	3.04E-01
Cu-64	0.00E+00	5.99E+03	2.81E+03	0.00E+00	1.51E+04	0.00E+00	5.10E+05
Zn-65	1.03E+09	3.26E+09	1.47E+09	0.00E+00	2.18E+09	0.00E+00	2.05E+09
Zn-69m	4.52E+04	1.08E+05	9.91E+03	0.00E+00	6.56E+04	0.00E+00	6.62E+06
Zn-69	7.14E-13	1.36E-12	9.49E-14	0.00E+00	8.87E-13	0.00E+00	2.05E-13
As-76	9.68E+04	2.82E+05	1.41E+06	8.45E+04	3.43E+05	8.80E+04	1.23E+07
Br-82	0.00E+00	0.00E+00	8.19E+06	0.00E+00	0.00E+00	0.00E+00	9.38E+06
Br-83	0.00E+00	0.00E+00	2.66E-02	0.00E+00	0.00E+00	0.00E+00	3.83E-02
Br-84	0.00E+00	0.00E+00	0.00E+00	0.00E+00	0.00E+00	0.00E+00	0.00E+00
Br-85	0.00E+00	0.00E+00	0.00E+00	0.00E+00	0.00E+00	0.00E+00	0.00E+00
Rb-86	0.00E+00	6.67E+08	3.11E+08	0.00E+00	0.00E+00	0.00E+00	1.32E+08
Rb-88	0.00E+00	0.00E+00	0.00E+00	0.00E+00	0.00E+00	0.00E+00	0.00E+00
Rb-89	0.00E+00	0.00E+00	0.00E+00	0.00E+00	0.00E+00	0.00E+00	0.00E+00
Sr-89	5.78E+08	0.00E+00	1.66E+07	0.00E+00	0.00E+00	0.00E+00	9.27E+07
Sr-90	4.45E+10	0.00E+00	8.93E+08	0.00E+00	0.00E+00	0.00E+00	1.52E+09
Sr-91	7.26E+03	0.00E+00	2.93E+02	0.00E+00	0.00E+00	0.00E+00	3.46E+04
Sr-92	1.24E-01	0.00E+00	5.36E-03	0.00E+00	0.00E+00	0.00E+00	2.45E+00
Y-90	1.77E+01	0.00E+00	4.75E-01	0.00E+00	0.00E+00	0.00E+00	1.88E+05
Y-91m	1.55E-20	0.00E+00	0.00E+00	0.00E+00	0.00E+00	0.00E+00	4.56E-20
Y-91	3.67E+03	0.00E+00	9.82E+01	0.00E+00	0.00E+00	0.00E+00	2.02E+06

OFFSITE DOSE CALCULATION MANUAL

TABLE 10-8  
 $R_{io}$ , GRASS-COW-MILK PATHWAY DOSE FACTORS – ADULT

NUCLIDE	BONE	LIVER	T BODY	THYROID	KIDNEY	LUNG	GILLI
Y-92	1.41E-05	0.00E+00	4.12E-07	0.00E+00	0.00E+00	0.00E+00	2.47E-01
Y-93	5.85E-02	0.00E+00	1.61E-03	0.00E+00	0.00E+00	0.00E+00	1.85E+03
Zr-95	4.21E+02	1.35E+02	9.13E+01	0.00E+00	2.12E+02	0.00E+00	4.28E+05
Zr-97	1.07E-01	2.15E-02	9.84E-03	0.00E+00	3.25E-02	0.00E+00	6.67E+03
Nb-95	2.72E+04	1.51E+04	8.12E+03	0.00E+00	1.49E+04	0.00E+00	9.17E+07
Nb-97	1.64E-12	4.16E-13	1.52E-13	0.00E+00	4.85E-13	0.00E+00	1.53E-09
Mo-99	0.00E+00	6.20E+06	1.18E+06	0.00E+00	1.40E+07	0.00E+00	1.44E+07
Tc-99m	8.30E-01	2.34E+00	2.99E+01	0.00E+00	3.56E+01	1.15E+00	1.39E+03
Tc-99	4.26E+07	6.33E+07	1.71E+07	0.00E+00	7.97E+08	5.38E+06	2.07E+09
Tc-101	0.00E+00	0.00E+00	0.00E+00	0.00E+00	0.00E+00	0.00E+00	0.00E+00
Ru-103	3.57E+02	0.00E+00	1.54E+02	0.00E+00	1.36E+03	0.00E+00	4.16E+04
Ru-105	2.16E-04	0.00E+00	8.54E-05	0.00E+00	2.79E-03	0.00E+00	1.32E-01
Ru-106	1.45E+04	0.00E+00	1.84E+03	0.00E+00	2.81E+04	0.00E+00	9.42E+05
Rh-105	1.05E+05	7.70E+04	5.07E+04	0.00E+00	3.27E+05	0.00E+00	1.23E+07
Ag-110m	4.05E+07	3.74E+07	2.22E+07	0.00E+00	7.36E+07	0.00E+00	1.53E+10
Sn-113	9.13E+06	1.54E+06	2.56E+07	8.07E+05	2.11E+06	9.48E+05	2.81E+08
Sn-117m	3.90E+06	1.33E+05	5.54E+06	2.65E+04	2.03E+05	4.21E+04	6.24E+07
Sb-122	1.89E+05	1.04E+05	1.78E+06	2.20E+04	7.34E+04	2.83E+04	1.89E+07
Sb-124	1.12E+07	2.11E+05	4.43E+06	2.71E+04	0.00E+00	8.69E+06	3.17E+08
Sb-125	1.54E+07	1.72E+05	3.67E+06	1.57E+04	0.00E+00	1.19E+07	1.70E+08
Te-125m	7.74E+06	2.80E+06	1.04E+06	2.33E+06	3.15E+07	0.00E+00	3.09E+07
Te-127m	3.02E+07	1.08E+07	3.68E+06	7.71E+06	1.23E+08	0.00E+00	1.01E+08
Te-127	1.71E+02	6.15E+01	3.70E+01	1.27E+02	6.97E+02	0.00E+00	1.35E+04
Te-129m	2.08E+07	7.77E+06	3.30E+06	7.16E+06	8.70E+07	0.00E+00	1.05E+08
Te-129	7.44E-11	2.79E-11	1.81E-11	5.71E-11	3.13E-10	0.00E+00	5.61E-11
Te-131m	1.07E+05	5.26E+04	4.38E+04	8.32E+04	5.32E+05	0.00E+00	5.22E+06
Te-131	0.00E+00	0.00E+00	0.00E+00	0.00E+00	0.00E+00	0.00E+00	0.00E+00
Te-132	6.01E+05	3.89E+05	3.65E+05	4.29E+05	3.74E+06	0.00E+00	1.84E+07
I-130	5.27E+04	1.55E+05	6.13E+04	1.32E+07	2.42E+05	0.00E+00	1.34E+05
I-131	3.64E+07	5.20E+07	2.98E+07	1.70E+10	8.92E+07	0.00E+00	1.37E+07
I-132	1.82E-02	4.88E-02	1.71E-02	1.71E+00	7.77E-02	0.00E+00	9.16E-03
I-133	4.85E+05	4.83E+05	2.57E+05	1.24E+08	1.47E+06	0.00E+00	7.58E+05
I-134	2.63E-13	7.16E-13	2.56E-13	1.24E-11	1.14E-12	0.00E+00	6.24E-16
I-135	1.56E+03	4.07E+03	1.50E+03	2.69E+05	6.53E+03	0.00E+00	4.60E+03
Cs-134	4.19E+09	9.97E+09	8.15E+09	0.00E+00	3.23E+09	1.07E+09	1.74E+08
Cs-134m	4.40E-02	9.25E-02	4.73E-02	0.00E+00	5.02E-02	7.91E-03	3.26E-02
Cs-136	6.44E+07	2.54E+08	1.83E+08	0.00E+00	1.42E+08	1.94E+07	2.89E+07

OFFSITE DOSE CALCULATION MANUAL

---

TABLE 10-8  
 $R_{io}$ , GRASS-COW-MILK PATHWAY DOSE FACTORS – ADULT

NUCLIDE	BONE	LIVER	T. BODY	THYROID	KIDNEY	LUNG	GILLI
Cs-137	5.94E+09	8.12E+09	5.32E+09	0.00E+00	2.76E+09	9.16E+08	1.57E+08
Cs-138	0.00E+00	0.00E+00	0.00E+00	0.00E+00	0.00E+00	0.00E+00	0.00E+00
Ba-139	1.38E-08	9.86E-12	4.05E-10	0.00E+00	9.21E-12	5.89E-12	2.45E-08
Ba-140	6.56E+06	8.23E+03	4.30E+05	0.00E+00	2.80E+03	4.71E+03	1.35E+07
Ba-141	0.00E+00	0.00E+00	0.00E+00	0.00E+00	0.00E+00	0.00E+00	0.00E+00
Ba-142	0.00E+00	0.00E+00	0.00E+00	0.00E+00	0.00E+00	0.00E+00	0.00E+00
La-140	1.11E+00	5.70E-01	1.51E-01	0.00E+00	0.00E+00	0.00E+00	4.19E+04
La-142	2.34E-12	1.06E-12	2.65E-13	0.00E+00	0.00E+00	0.00E+00	7.76E-09
Ce-141	1.54E+03	1.04E+03	1.18E+02	0.00E+00	4.83E+02	0.00E+00	3.97E+06
Ce-143	1.04E+01	7.71E+03	8.54E-01	0.00E+00	3.40E+00	0.00E+00	2.88E+05
Ce-144	2.41E+05	1.01E+05	1.29E+04	0.00E+00	5.98E+04	0.00E+00	8.15E+07
Pr-143	3.87E+01	1.55E+01	1.92E+00	0.00E+00	8.96E+00	0.00E+00	1.70E+05
Pr-144	0.00E+00	0.00E+00	0.00E+00	0.00E+00	0.00E+00	0.00E+00	0.00E+00
Nd-147	2.30E+01	2.66E+01	1.59E+00	0.00E+00	1.55E+01	0.00E+00	1.27E+05
Eu-152	5.87E+03	1.32E+03	1.16E+03	0.00E+00	8.20E+03	0.00E+00	7.63E+05
W-187	1.64E+03	1.37E+03	4.80E+02	0.00E+00	0.00E+00	0.00E+00	4.50E+05
U-235	2.43E+09	0.00E+00	1.47E+08	0.00E+00	5.66E+08	0.00E+00	2.36E+08
U-238	2.32E+09	0.00E+00	1.37E+08	0.00E+00	5.30E+08	0.00E+00	1.67E+08
Np-239	9.19E-01	9.03E-02	4.98E-02	0.00E+00	2.82E-01	0.00E+00	1.85E+04
Am-241	2.45E+07	8.62E+06	1.62E+06	0.00E+00	1.22E+07	0.00E+00	2.22E+06

OFFSITE DOSE CALCULATION MANUAL

TABLE 10-9  
 $R_{io}$ , GRASS-COW-MILK PATHWAY DOSE FACTORS – TEEN

{m<sup>2</sup>-mrem/yr per  $\mu$ Ci/s (mrem/yr per  $\mu$ Ci/m<sup>3</sup> for <sup>3</sup>H and <sup>14</sup>C)}

NUCLIDE	BONE	LIVER	T. BODY	THYROID	KIDNEY	LUNG	GILLI
H-3	0.00E+00	8.23E+02	8.23E+03	8.23E+03	8.23E+03	8.23E+03	8.23E+03
C-14	6.70E+05	1.34E+05	1.34E+05	1.34E+05	1.34E+05	1.34E+05	1.34E+05
F-18	2.07E-03	0.00E+00	2.26E-04	0.00E+00	0.00E+00	0.00E+00	1.86E-04
Na-22	7.26E+09	7.26E+09	7.26E+09	7.26E+09	7.26E+09	7.26E+09	7.26E+09
Na-24	1.06E+06	1.06E+06	1.06E+06	1.06E+06	1.06E+06	1.06E+06	1.06E+06
Sc-46	1.52E+02	2.96E+02	8.77E+01	0.00E+00	2.83E+02	0.00E+00	1.01E+06
P-32	8.02E+09	4.97E+08	3.11E+08	0.00E+00	0.00E+00	0.00E+00	6.74E+08
Cr-51	0.00E+00	0.00E+00	1.47E+04	8.14E+03	3.21E+03	2.09E+04	2.46E+06
Mn-54	0.00E+00	9.67E+06	1.92E+06	0.00E+00	2.88E+06	0.00E+00	1.98E+07
Mn-56	0.00E+00	1.86E-03	3.31E-04	0.00E+00	2.36E-03	0.00E+00	1.23E-01
Fe-55	3.31E+07	2.35E+07	5.48E+06	0.00E+00	0.00E+00	1.49E+07	1.02E+07
Fe-59	1.93E+07	4.51E+07	1.74E+07	0.00E+00	0.00E+00	1.42E+07	1.07E+08
Co-57	0.00E+00	1.51E+06	2.53E+06	0.00E+00	0.00E+00	0.00E+00	2.81E+07
Co-58	0.00E+00	3.71E+06	8.54E+06	0.00E+00	0.00E+00	0.00E+00	5.11E+07
Co-60	0.00E+00	2.15E+07	4.84E+07	0.00E+00	0.00E+00	0.00E+00	2.80E+08
Ni-63	9.98E+09	7.05E+08	3.38E+08	0.00E+00	0.00E+00	0.00E+00	1.12E+08
Ni-65	1.69E-01	2.16E-02	9.84E-03	0.00E+00	0.00E+00	0.00E+00	1.17E+00
Cu-64	0.00E+00	1.07E+04	5.02E+03	0.00E+00	2.70E+04	0.00E+00	8.27E+05
Zn-65	1.57E+09	5.47E+09	2.55E+09	0.00E+00	3.50E+09	0.00E+00	2.31E+09
Zn-69m	8.23E+04	1.94E+05	1.78E+04	0.00E+00	1.18E+05	0.00E+00	1.07E+07
Zn-69	9.70E-13	1.85E-12	1.29E-13	0.00E+00	1.21E-12	0.00E+00	3.41E-12
As-76	1.48E+05	4.65E+05	2.27E+06	1.36E+05	5.45E+05	1.36E+05	2.04E+07
Br-82	0.00E+00	0.00E+00	1.42E+07	0.00E+00	0.00E+00	0.00E+00	0.00E+00
Br-83	0.00E+00	0.00E+00	4.89E-02	0.00E+00	0.00E+00	0.00E+00	0.00E+00
Br-84	0.00E+00	0.00E+00	0.00E+00	0.00E+00	0.00E+00	0.00E+00	0.00E+00
Br-85	0.00E+00	0.00E+00	0.00E+00	0.00E+00	0.00E+00	0.00E+00	0.00E+00
Rb-86	0.00E+00	1.22E+09	5.71E+08	0.00E+00	0.00E+00	0.00E+00	1.80E+08
Rb-88	0.00E+00	0.00E+00	0.00E+00	0.00E+00	0.00E+00	0.00E+00	0.00E+00
Rb-89	0.00E+00	0.00E+00	0.00E+00	0.00E+00	0.00E+00	0.00E+00	0.00E+00
Sr-89	1.07E+09	0.00E+00	3.05E+07	0.00E+00	0.00E+00	0.00E+00	1.27E+08
Sr-90	6.72E+10	0.00E+00	1.34E+09	0.00E+00	0.00E+00	0.00E+00	2.08E+09
Sr-91	1.33E+04	0.00E+00	5.31E+02	0.00E+00	0.00E+00	0.00E+00	6.05E+04
Sr-92	2.27E-01	0.00E+00	9.66E-03	0.00E+00	0.00E+00	0.00E+00	5.78E+00
Y-90	3.25E+01	0.00E+00	8.77E-01	0.00E+00	0.00E+00	0.00E+00	2.68E+05
Y-91m	2.85E-20	0.00E+00	0.00E+00	0.00E+00	0.00E+00	0.00E+00	1.34E-18
Y-91	6.76E+03	0.00E+00	1.81E+02	0.00E+00	0.00E+00	0.00E+00	2.77E+06
Y-92	2.61E-05	0.00E+00	7.54E-07	0.00E+00	0.00E+00	0.00E+00	7.15E-01

OFFSITE DOSE CALCULATION MANUAL

TABLE 10-9  
 $R_{io}$ , GRASS-COW-MILK PATHWAY DOSE FACTORS – TEEN

NUCLIDE	BONE	LIVER	T. BODY	THYROID	KIDNEY	LUNG	GILLI
Y-93	1.08E-01	0.00E+00	2.96E-03	0.00E+00	0.00E+00	0.00E+00	3.29E+03
Zr-95	7.35E+02	2.32E+02	1.60E+02	0.00E+00	3.41E+02	0.00E+00	5.36E+05
Zr-97	1.94E-01	3.84E-02	1.77E-02	0.00E+00	5.82E-02	0.00E+00	1.04E+04
Nb-95	4.63E+04	2.57E+04	1.41E+04	0.00E+00	2.49E+04	0.00E+00	1.10E+08
Nb-97	3.00E-12	7.44E-13	2.72E-13	0.00E+00	8.70E-13	0.00E+00	1.78E-08
Mo-99	0.00E+00	1.12E+07	2.13E+06	0.00E+00	2.56E+07	0.00E+00	2.00E+07
Tc-99m	1.44E+00	4.01E+00	5.20E+01	0.00E+00	5.98E+01	2.23E+00	2.63E+03
Tc-99	7.87E+07	1.16E+08	3.15E+07	0.00E+00	1.47E+09	1.20E+07	2.83E+09
Tc-101	0.00E+00	0.00E+00	0.00E+00	0.00E+00	0.00E+00	0.00E+00	0.00E+00
Ru-103	6.34E+02	0.00E+00	2.71E+02	0.00E+00	2.24E+03	0.00E+00	5.30E+04
Ru-105	3.95E-04	0.00E+00	1.53E-04	0.00E+00	4.98E-03	0.00E+00	3.19E-01
Ru-106	2.68E+04	0.00E+00	3.37E+03	0.00E+00	5.16E+04	0.00E+00	1.28E+06
Rh-105	1.94E+05	1.40E+05	9.21E+04	0.00E+00	5.96E+05	0.00E+00	1.79E+07
Ag-110m	6.69E+07	6.33E+07	3.85E+07	0.00E+00	1.21E+08	0.00E+00	1.78E+10
Sn-113	1.27E+07	2.54E+06	4.17E+07	1.22E+06	3.31E+06	1.49E+06	4.48E+08
Sn-117m	5.13E+06	2.21E+05	8.86E+06	4.13E+04	3.12E+05	7.55E+04	9.97E+07
Sb-122	2.57E+05	1.76E+05	2.84E+06	3.52E+04	1.15E+05	4.74E+04	2.98E+07
Sb-124	1.99E+07	3.67E+05	7.77E+06	4.52E+04	0.00E+00	1.74E+07	4.01E+08
Sb-125	2.76E+07	3.01E+05	6.44E+06	2.63E+04	0.00E+00	2.42E+07	2.14E+08
Te-125m	1.43E+07	5.14E+06	1.91E+06	3.99E+06	0.00E+00	0.00E+00	4.21E+07
Te-127m	5.56E+07	1.97E+07	6.62E+06	1.32E+07	2.26E+08	0.00E+00	1.39E+08
Te-127	3.17E+02	1.12E+02	6.83E+01	2.19E+02	1.29E+03	0.00E+00	2.45E+04
Te-129m	3.81E+07	1.41E+07	6.03E+06	1.23E+07	1.59E+08	0.00E+00	1.43E+08
Te-129	1.37E-10	5.10E-11	3.33E-11	9.78E-11	5.74E-10	0.00E+00	7.49E-10
Te-131m	1.96E+05	9.38E+04	7.82E+04	1.41E+05	9.78E+05	0.00E+00	7.53E+06
Te-131	0.00E+00	0.00E+00	0.00E+00	0.00E+00	0.00E+00	0.00E+00	0.00E+00
Te-132	1.07E+06	6.80E+05	6.40E+05	7.17E+05	6.52E+06	0.00E+00	2.15E+07
I-130	9.26E+04	2.68E+05	1.07E+05	2.18E+07	4.13E+05	0.00E+00	2.06E+05
I-131	6.60E+07	9.24E+07	4.96E+07	2.70E+10	1.59E+08	0.00E+00	1.83E+07
I-132	3.23E-02	8.46E-02	3.04E-02	2.85E+00	1.33E-01	0.00E+00	3.69E-02
I-133	8.85E+05	1.50E+06	4.58E+05	2.10E+08	2.63E+06	0.00E+00	1.14E+06
I-134	4.68E-13	1.24E-12	4.46E-13	2.17E-11	1.96E-12	0.00E+00	1.64E-14
I-135	2.76E+03	7.12E+03	2.64E+03	4.58E+05	1.12E+04	0.00E+00	7.89E+03
Cs-134	7.27E+09	1.71E+10	7.94E+09	0.00E+00	5.44E+09	2.08E+09	2.13E+08
Cs-134m	7.84E-02	1.62E-01	8.34E-02	0.00E+00	9.03E-02	1.59E-02	1.08E-01
Cs-136	1.10E+08	4.32E+08	2.90E+08	0.00E+00	2.35E+08	3.70E+07	3.47E+07
Cs-137	1.08E+10	1.43E+10	4.99E+09	0.00E+00	4.87E+09	1.89E+09	2.04E+08
Cs-138	0.00E+00	0.00E+00	0.00E+00	0.00E+00	0.00E+00	0.00E+00	0.00E+00



OFFSITE DOSE CALCULATION MANUAL

TABLE 10-9  
 $R_{io}$ , GRASS-COW-MILK PATHWAY DOSE FACTORS – TEEN

NUCLIDE	BONE	LIVER	T. BODY	THYROID	KIDNEY	LUNG	GILLI
Ba-139	2.56E-08	1.80E-11	7.45E-10	0.00E+00	1.70E-11	1.24E-11	2.28E-07
Ba-140	1.18E+07	1.45E+04	7.63E+05	0.00E+00	4.92E+03	9.75E+03	1.83E+07
Ba-141	0.00E+00	0.00E+00	0.00E+00	0.00E+00	0.00E+00	0.00E+00	0.00E+00
Ba-142	0.00E+00	0.00E+00	0.00E+00	0.00E+00	0.00E+00	0.00E+00	0.00E+00
La-140	2.03E+00	9.99E-01	2.66E-01	0.00E+00	0.00E+00	0.00E+00	5.73E+04
La-142	4.22E-12	1.87E-12	4.66E-13	0.00E+00	0.00E+00	0.00E+00	5.70E-08
Ce-141	2.82E+03	1.88E+03	2.16E+02	0.00E+00	8.85E+02	0.00E+00	5.38E+06
Ce-143	1.92E+01	1.40E+04	1.56E+00	0.00E+00	6.26E+00	0.00E+00	4.19E+05
Ce-144	4.43E+05	1.84E+05	2.38E+04	0.00E+00	1.10E+05	0.00E+00	1.12E+08
Pr-143	7.11E+01	2.84E+01	3.54E+00	0.00E+00	1.65E+01	0.00E+00	2.34E+05
Pr-144	0.00E+00	0.00E+00	0.00E+00	0.00E+00	0.00E+00	0.00E+00	0.00E+00
Nd-147	4.42E+01	4.81E+01	2.88E+00	0.00E+00	2.82E+01	0.00E+00	1.73E+05
Eu-152	9.42E+03	2.27E+03	2.00E+03	0.00E+00	1.05E+04	0.00E+00	8.35E+05
W-187	3.00E+03	2.45E+03	8.58E+02	0.00E+00	0.00E+00	0.00E+00	6.63E+05
U-235	4.45E+09	0.00E+00	2.71E+08	0.00E+00	1.04E+09	0.00E+00	3.23E+08
U-238	4.26E+09	0.00E+00	2.54E+08	0.00E+00	9.77E+08	0.00E+00	2.28E+08
Np-239	1.75E+00	1.65E-01	9.19E-02	0.00E+00	5.19E-01	0.00E+00	2.66E+04
Am-241	3.33E+07	1.27E+07	2.22E+06	0.00E+00	1.66E+07	0.00E+00	3.04E+06

OFFSITE DOSE CALCULATION MANUAL

TABLE 10-10  
 $R_{io}$ , GRASS-COW-MILK PATHWAY DOSE FACTORS – CHILD

{m<sup>2</sup>-mrem/yr per  $\mu$ Ci/s (mrem/yr per  $\mu$ Ci/m<sup>3</sup> for <sup>3</sup>H and <sup>14</sup>C)}

NUCLIDE	BONE	LIVER	T. BODY	THYROID	KIDNEY	LUNG	GILLI
H-3	0.00E+00	1.30E+03	1.30E+03	1.30E+03	1.30E+03	1.30E+03	1.30E+03
C-14	1.65E+06	3.29E+05	3.29E+05	3.29E+05	3.29E+05	3.29E+05	3.29E+05
F-18	4.91E-03	0.00E+00	4.87E-04	0.00E+00	0.00E+00	0.00E+00	1.33E-03
Na-22	1.50E+10	1.50E+10	1.50E+10	1.50E+10	1.50E+10	1.50E+10	1.50E+10
Na-24	2.20E+06	2.20E+06	2.20E+06	2.20E+06	2.20E+06	2.20E+06	2.20E+06
Sc-46	3.41E+02	4.67E+02	1.80E+02	0.00E+00	4.14E+02	0.00E+00	6.84E+05
P-32	1.98E+10	9.25E+08	7.62E+08	0.00E+00	0.00E+00	0.00E+00	5.46E+08
Cr-51	0.00E+00	0.00E+00	2.99E+04	1.66E+04	4.54E+03	3.03E+04	1.59E+06
Mn-54	0.00E+00	1.45E+07	3.85E+06	0.00E+00	4.05E+06	0.00E+00	1.21E+07
Mn-56	0.00E+00	3.25E-03	7.33E-04	0.00E+00	3.93E-03	0.00E+00	4.71E-01
Fe-55	8.31E+07	4.41E+07	1.37E+07	0.00E+00	0.00E+00	2.49E+07	8.17E+06
Fe-59	4.48E+07	7.25E+07	3.61E+07	0.00E+00	0.00E+00	2.10E+07	7.55E+07
Co-57	0.00E+00	2.58E+06	5.21E+06	0.00E+00	0.00E+00	0.00E+00	2.11E+07
Co-58	0.00E+00	5.66E+06	1.73E+07	0.00E+00	0.00E+00	0.00E+00	3.30E+07
Co-60	0.00E+00	3.34E+07	9.85E+07	0.00E+00	0.00E+00	0.00E+00	1.85E+08
Ni-63	2.50E+10	1.34E+09	8.51E+08	0.00E+00	0.00E+00	0.00E+00	9.02E+07
Ni-65	4.13E-01	3.89E-02	2.27E-02	0.00E+00	0.00E+00	0.00E+00	4.77E+00
Cu-64	0.00E+00	1.87E+04	1.13E+04	0.00E+00	4.53E+04	0.00E+00	8.80E+05
Zn-65	3.09E+09	8.23E+09	5.12E+09	0.00E+00	5.19E+09	0.00E+00	1.45E+09
Zn-69m	2.01E+05	3.42E+05	4.05E+04	0.00E+00	1.99E+05	0.00E+00	1.11E+07
Zn-69	3.23E-12	4.67E-12	4.31E-13	0.00E+00	2.83E-12	0.00E+00	2.94E-10
As-76	3.37E+05	9.37E+05	5.43E+06	3.18E+05	1.03E+06	3.18E+05	4.87E+07
Br-82	0.00E+00	0.00E+00	2.91E+07	0.00E+00	0.00E+00	0.00E+00	0.00E+00
Br-83	0.00E+00	0.00E+00	1.20E-01	0.00E+00	0.00E+00	0.00E+00	0.00E+00
Br-84	0.00E+00	0.00E+00	0.00E+00	0.00E+00	0.00E+00	0.00E+00	0.00E+00
Br-85	0.00E+00	0.00E+00	0.00E+00	0.00E+00	0.00E+00	0.00E+00	0.00E+00
Rb-86	0.00E+00	2.26E+09	1.39E+09	0.00E+00	0.00E+00	0.00E+00	1.45E+08
Rb-88	0.00E+00	0.00E+00	0.00E+00	0.00E+00	0.00E+00	0.00E+00	0.00E+00
Rb-89	0.00E+00	0.00E+00	0.00E+00	0.00E+00	0.00E+00	0.00E+00	0.00E+00
Sr-89	2.64E+09	0.00E+00	7.53E+07	0.00E+00	0.00E+00	0.00E+00	1.02E+08
Sr-90	1.39E+11	0.00E+00	2.80E+09	0.00E+00	0.00E+00	0.00E+00	1.24E+09
Sr-91	3.27E+04	0.00E+00	1.24E+03	0.00E+00	0.00E+00	0.00E+00	7.23E+04
Sr-92	5.54E-01	0.00E+00	2.22E-02	0.00E+00	0.00E+00	0.00E+00	1.05E+01
Y-90	8.06E+01	0.00E+00	2.16E+00	0.00E+00	0.00E+00	0.00E+00	2.29E+05
Y-91m	6.95E-20	0.00E+00	0.00E+00	0.00E+00	0.00E+00	0.00E+00	1.36E-16
Y-91	1.67E+04	0.00E+00	4.46E+02	0.00E+00	0.00E+00	0.00E+00	2.22E+06
Y-92	6.40E-05	0.00E+00	1.83E-06	0.00E+00	0.00E+00	0.00E+00	1.85E+00

OFFSITE DOSE CALCULATION MANUAL

TABLE 10-10  
 $R_{io}$ , GRASS-COW-MILK PATHWAY DOSE FACTORS – CHILD

NUCLIDE	BONE	LIVER	T. BODY	THYROID	KIDNEY	LUNG	G-LLI
Y-93	2.65E-01	0.00E+00	7.27E-03	0.00E+00	0.00E+00	0.00E+00	3.95E+03
Zr-95	1.71E+03	3.76E+02	3.34E+02	0.00E+00	5.38E+02	0.00E+00	3.92E+05
Zr-97	4.72E-01	6.83E-02	4.03E-02	0.00E+00	9.80E-02	0.00E+00	1.03E+04
Nb-95	1.05E+05	4.07E+04	2.91E+04	0.00E+00	3.82E+04	0.00E+00	7.53E+07
Nb-97	7.28E-12	1.31E-12	6.14E-13	0.00E+00	1.46E-12	0.00E+00	4.06E-07
Mo-99	0.00E+00	2.04E+07	5.04E+06	0.00E+00	4.35E+07	0.00E+00	1.68E+07
Tc-99m	3.30E+00	6.47E+00	1.07E+02	0.00E+00	9.40E+01	3.29E+00	3.68E+03
Tc-99	1.94E+08	2.16E+08	7.76E+07	0.00E+00	2.54E+09	1.91E+07	2.27E+09
Tc-101	0.00E+00	0.00E+00	0.00E+00	0.00E+00	0.00E+00	0.00E+00	0.00E+00
Ru-103	1.50E+03	0.00E+00	5.77E+02	0.00E+00	3.78E+03	0.00E+00	3.88E+04
Ru-105	9.64E-04	0.00E+00	3.50E-04	0.00E+00	8.47E-03	0.00E+00	6.29E-01
Ru-106	6.59E+04	0.00E+00	8.22E+03	0.00E+00	8.90E+04	0.00E+00	1.02E+06
Rh-105	4.76E+05	2.56E+05	2.19E+05	0.00E+00	1.02E+06	0.00E+00	1.58E+07
Ag-110m	1.45E+08	9.80E+07	7.83E+07	0.00E+00	1.83E+08	0.00E+00	1.17E+10
Sn-113	2.95E+07	6.35E+06	9.71E+07	2.54E+06	6.73E+06	3.18E+06	1.08E+09
Sn-117m	1.33E+07	6.31E+05	2.08E+07	9.97E+04	6.40E+05	1.83E+05	2.41E+08
Sb-122	6.14E+05	3.69E+05	6.81E+06	8.04E+04	2.23E+05	1.05E+05	7.37E+07
Sb-124	4.71E+07	6.11E+05	1.65E+07	1.04E+05	0.00E+00	2.61E+07	2.95E+08
Sb-125	6.56E+07	5.06E+05	1.37E+07	6.08E+04	0.00E+00	3.66E+07	1.57E+08
Te-125m	3.51E+07	9.50E+06	4.67E+06	9.84E+06	0.00E+00	0.00E+00	3.38E+07
Te-127m	1.37E+08	3.69E+07	1.63E+07	3.28E+07	3.91E+08	0.00E+00	1.11E+08
Te-127	7.80E+02	2.10E+02	1.67E+02	5.40E+02	2.22E+03	0.00E+00	3.05E+04
Te-129m	9.39E+07	2.62E+07	1.46E+07	3.03E+07	2.76E+08	0.00E+00	1.15E+08
Te-129	3.38E-10	9.43E-11	8.02E-11	2.41E-10	9.88E-10	0.00E+00	2.10E-08
Te-131m	4.76E+05	1.65E+05	1.75E+05	3.39E+05	1.59E+06	0.00E+00	6.68E+06
Te-131	0.00E+00	0.00E+00	0.00E+00	0.00E+00	0.00E+00	0.00E+00	0.00E+00
Te-132	2.56E+06	1.13E+06	1.37E+06	1.65E+06	1.05E+07	0.00E+00	1.14E+07
I-130	2.17E+05	4.38E+05	2.25E+05	4.82E+07	6.564E+05	0.00E+00	2.05E+05
I-131	1.60E+08	1.61E+08	9.15E+07	5.32E+10	2.64E+08	0.00E+00	1.43E+07
I-132	7.65E-02	1.41E-01	6.46E-02	6.52E+00	2.15E-01	0.00E+00	1.65E-01
I-133	2.15E+06	2.66E+06	1.01E+06	4.94E+08	4.43E+06	0.00E+00	1.07E+06
I-134	1.11E-12	2.06E-12	9.47E-13	4.73E-11	3.15E-12	0.00E+00	1.36E-12
I-135	6.54E+03	1.18E+04	5.57E+03	1.04E+06	1.81E+04	0.00E+00	8.97E+03
Cs-134	1.68E+10	2.75E+10	5.81E+09	0.00E+00	8.53E+09	3.06E+09	1.48E+08
Cs-134m	1.86E-01	2.75E-01	1.79E-01	0.00E+00	1.45E-01	2.39E-02	3.47E-01
Cs-136	2.48E+08	6.80E+08	4.40E+08	0.00E+00	3.62E+08	5.40E+07	2.39E+07
Cs-137	2.59E+10	2.48E+10	3.66E+09	0.00E+00	8.09E+09	2.91E+09	1.55E+08

OFFSITE DOSE CALCULATION MANUAL

---

TABLE 10-10  
 $R_{io}$ , GRASS-COW-MILK PATHWAY DOSE FACTORS – CHILD

NUCLIDE	BONE	LIVER	T. BODY	THYROID	KIDNEY	LUNG	G-LLI
Cs-138	0.00E+00	0.00E+00	0.00E+00	0.00E+00	0.00E+00	0.00E+00	0.00E+00
Ba-139	6.29E-08	3.36E-11	1.82E-09	0.00E+00	2.93E-11	1.97E-11	3.63E-06
Ba-140	2.86E+07	2.50E+04	1.67E+06	0.00E+00	8.15E+03	1.49E+04	1.45E+07
Ba-141	0.00E+00	0.00E+00	0.00E+00	0.00E+00	0.00E+00	0.00E+00	0.00E+00
Ba-142	0.00E+00	0.00E+00	0.00E+00	0.00E+00	0.00E+00	0.00E+00	0.00E+00
La-140	4.87E+00	1.70E+00	5.73E-01	0.00E+00	0.00E+00	0.00E+00	4.74E+04
La-142	1.02E-11	3.25E-12	1.02E-12	0.00E+00	0.00E+00	0.00E+00	6.43E-07
Ce-141	6.94E+03	3.46E+03	5.14E+02	0.00E+00	1.52E+03	0.00E+00	4.32E+06
Ce-143	4.70E+01	2.55E+04	3.69E+00	0.00E+00	1.07E+01	0.00E+00	3.74E+05
Ce-144	1.09E+06	3.43E+05	5.84E+04	0.00E+00	1.90E+05	0.00E+00	8.94E+07
Pr-143	1.76E+02	5.28E+01	8.73E+00	0.00E+00	2.86E+01	0.00E+00	1.90E+05
Pr-144	0.00E+00	0.00E+00	0.00E+00	0.00E+00	0.00E+00	0.00E+00	0.00E+00
Nd-147	1.08E+02	8.79E+01	6.80E+00	0.00E+00	4.82E+01	0.00E+00	1.39E+05
Eu-152	1.95E+04	3.55E+03	4.22E+03	0.00E+00	1.50E+04	0.00E+00	5.84E+05
W-187	7.28E+03	4.31E+03	1.94E+03	0.00E+00	0.00E+00	0.00E+00	6.06E+05
U-235	1.10E+10	0.00E+00	6.67E+08	0.00E+00	1.81E+09	0.00E+00	2.59E+08
U-238	1.05E+10	0.00E+00	6.25E+08	0.00E+00	1.69E+09	0.00E+00	1.82E+08
Np-239	4.32E+00	3.10E-01	2.18E-01	0.00E+00	8.96E-01	0.00E+00	2.29E+04
Am-241	4.55E+07	2.04E+07	3.25E+06	0.00E+00	1.98E+07	0.00E+00	2.43E+06

OFFSITE DOSE CALCULATION MANUAL

TABLE 10-11  
 $R_{io}$ , GRASS-COW-MILK PATHWAY DOSE FACTORS – INFANT

{m<sup>2</sup>-mrem/yr per  $\mu$ Ci/s (mrem/yr per  $\mu$ Ci/m<sup>3</sup> for <sup>3</sup>H and <sup>14</sup>C)}

NUCLIDE	BONE	LIVER	T. BODY	THYROID	KIDNEY	LUNG	GILLI
H-3	0.00E+00	1.98E+03	1.98E+03	1.98E+03	1.98E+03	1.98E+03	1.98E+03
C-14	3.23E+06	6.89E+05	6.89E+05	6.89E+05	6.89E+05	6.89E+05	6.89E+05
F-18	1.02E-02	0.00E+00	8.74E-04	0.00E+00	0.00E+00	0.00E+00	2.41E-03
Na-22	2.52E+10	2.52E+10	2.52E+10	2.52E+10	2.52E+10	2.52E+10	2.52E+10
Na-24	3.83E+06	3.83E+06	3.83E+06	3.83E+06	3.83E+06	3.83E+06	3.83E+06
Sc-46	6.49E+02	9.36E+02	2.93E+02	0.00E+00	6.16E+02	0.00E+00	6.11E+05
P-32	4.07E+10	2.40E+09	1.58E+09	0.00E+00	0.00E+00	0.00E+00	5.51E+08
Cr-51	0.00E+00	0.00E+00	4.74E+04	3.09E+04	6.75E+03	6.01E+04	1.38E+06
Mn-54	0.00E+00	2.69E+07	6.10E+06	0.00E+00	5.96E+06	0.00E+00	9.88E+06
Mn-56	0.00E+00	7.96E-03	1.37E-03	0.00E+00	6.84E-03	0.00E+00	7.23E-01
Fe-55	1.00E+08	6.49E+07	1.73E+07	0.00E+00	0.00E+00	3.17E+07	8.24E+06
Fe-59	8.36E+07	1.46E+08	5.76E+07	0.00E+00	0.00E+00	4.32E+07	6.98E+07
Co-57	0.00E+00	6.01E+06	9.77E+06	0.00E+00	0.00E+00	0.00E+00	2.05E+07
Co-58	0.00E+00	1.13E+07	2.82E+07	0.00E+00	0.00E+00	0.00E+00	2.82E+07
Co-60	0.00E+00	6.82E+07	1.61E+08	0.00E+00	0.00E+00	0.00E+00	1.62E+08
Ni-63	2.95E+10	1.82E+09	1.02E+09	0.00E+00	0.00E+00	0.00E+00	9.07E+07
Ni-65	8.75E-01	9.90E-02	4.51E-02	0.00E+00	0.00E+00	0.00E+00	7.54E+00
Cu-64	0.00E+00	4.66E+04	2.16E+04	0.00E+00	7.88E+04	0.00E+00	9.57E+05
Zn-65	4.15E+09	1.42E+10	6.56E+09	0.00E+00	6.90E+09	0.00E+00	1.20E+10
Zn-69m	4.24E+05	8.66E+05	7.89E+04	0.00E+00	3.51E+05	0.00E+00	1.20E+07
Zn-69	6.88E-12	1.24E-11	9.22E-13	0.00E+00	5.15E-12	0.00E+00	1.01E-09
As-76	2.06E+06	5.43E+06	9.37E+06	2.06E+06	5.71E+06	2.06E+06	5.99E+07
Br-82	0.00E+00	0.00E+00	4.90E+07	0.00E+00	0.00E+00	0.00E+00	0.00E+00
Br-83	0.00E+00	0.00E+00	2.55E-01	0.00E+00	0.00E+00	0.00E+00	0.00E+00
Br-84	0.00E+00	0.00E+00	0.00E+00	0.00E+00	0.00E+00	0.00E+00	0.00E+00
Br-85	0.00E+00	0.00E+00	0.00E+00	0.00E+00	0.00E+00	0.00E+00	0.00E+00
Rb-86	0.00E+00	5.72E+09	2.83E+09	0.00E+00	0.00E+00	0.00E+00	1.46E+08
Rb-88	0.00E+00	0.00E+00	0.00E+00	0.00E+00	0.00E+00	0.00E+00	0.00E+00
Rb-89	0.00E+00	0.00E+00	0.00E+00	0.00E+00	0.00E+00	0.00E+00	0.00E+00
Sr-89	5.02E+09	0.00E+00	1.44E+08	0.00E+00	0.00E+00	0.00E+00	1.03E+08
Sr-90	1.54E+11	0.00E+00	3.12E+09	0.00E+00	0.00E+00	0.00E+00	1.26E+09
Sr-91	6.82E+04	0.00E+00	2.47E+03	0.00E+00	0.00E+00	0.00E+00	8.07E+04
Sr-92	1.18E+00	0.00E+00	4.37E-02	0.00E+00	0.00E+00	0.00E+00	1.27E+01
Y-90	1.70E+02	0.00E+00	4.57E+00	0.00E+00	0.00E+00	0.00E+00	2.35E+05
Y-91m	1.47E-19	0.00E+00	0.00E+00	0.00E+00	0.00E+00	0.00E+00	4.91E-16
Y-91	3.13E+04	0.00E+00	8.35E+02	0.00E+00	0.00E+00	0.00E+00	2.25E+06
Y-92	1.36E-04	0.00E+00	3.82E-06	0.00E+00	0.00E+00	0.00E+00	2.59E+00



OFFSITE DOSE CALCULATION MANUAL

TABLE 10-11  
 $R_{io}$ , GRASS-COW-MILK PATHWAY DOSE FACTORS – INFANT

NUCLIDE	BONE	LIVER	T. BODY	THYROID	KIDNEY	LUNG	GI-LLI
Y-93	5.64E-01	0.00E+00	1.54E-02	0.00E+00	0.00E+00	0.00E+00	4.46E+03
Zr-95	3.03E+03	7.39E+02	5.24E+02	0.00E+00	7.97E+02	0.00E+00	3.68E+05
Zr-97	1.00E+00	1.72E-01	7.84E-02	0.00E+00	1.73E-01	0.00E+00	1.09E+04
Nb-95	1.95E+05	8.04E+04	4.65E+04	0.00E+00	5.76E+04	0.00E+00	6.79E+07
Nb-97	1.54E-11	3.28E-12	1.18E-12	0.00E+00	2.57E-12	0.00E+00	1.04E-06
Mo-99	0.00E+00	5.21E+07	1.02E+07	0.00E+00	7.78E+07	0.00E+00	1.71E+07
Tc-99m	6.86E+00	1.42E+01	1.82E+02	0.00E+00	1.52E+02	7.32E+00	4.11E+03
Tc-99	3.92E+08	5.29E+08	1.65E+08	0.00E+00	4.46E+09	5.15E+07	2.29E+09
Tc-101	0.00E+00	0.00E+00	0.00E+00	0.00E+00	0.00E+00	0.00E+00	0.00E+00
Ru-103	3.04E+03	0.00E+00	1.02E+03	0.00E+00	6.32E+03	0.00E+00	3.69E+04
Ru-105	2.03E-03	0.00E+00	6.84E-04	0.00E+00	1.49E-02	0.00E+00	8.08E-01
Ru-106	1.36E+05	0.00E+00	1.70E+04	0.00E+00	1.60E+05	0.00E+00	1.03E+06
Rh-105	1.01E+06	6.61E+05	4.44E+05	0.00E+00	1.83E+06	0.00E+00	1.64E+07
Ag-110m	2.68E+08	1.96E+08	1.29E+08	0.00E+00	2.80E+08	0.00E+00	1.01E+10
Sn-113	1.08E+08	2.17E+07	2.91E+08	1.16E+07	2.17E+07	1.46E+07	3.21E+09
Sn-117m	4.73E+07	1.91E+06	6.40E+07	5.40E+05	1.66E+06	7.81E+05	7.31E+08
Sb-122	2.35E+06	1.56E+06	2.01E+07	4.69E+05	7.48E+05	5.36E+05	2.12E+08
Sb-124	9.08E+07	1.34E+06	2.81E+07	2.41E+05	0.00E+00	5.69E+07	2.80E+08
Sb-125	1.13E+08	1.09E+06	2.32E+07	1.41E+05	0.00E+00	7.08E+07	1.50E+08
Te-125m	7.16E+07	2.40E+07	9.69E+06	2.41E+07	0.00E+00	0.00E+00	3.41E+07
Te-127m	2.78E+08	9.21E+07	3.36E+07	8.02E+07	6.84E+08	0.00E+00	1.12E+08
Te-127	1.66E+03	5.55E+02	3.56E+02	1.35E+03	4.04E+03	0.00E+00	3.48E+04
Te-129m	1.93E+08	6.61E+07	2.97E+07	7.41E+07	4.82E+08	0.00E+00	1.15E+08
Te-129	7.16E-10	2.47E-10	1.67E-10	6.00E-10	1.78E-09	0.00E+00	5.72E-08
Te-131m	1.01E+06	4.05E+05	3.34E+05	8.20E+05	2.78E+06	0.00E+00	6.81E+06
Te-131	0.00E+00	0.00E+00	0.00E+00	0.00E+00	0.00E+00	0.00E+00	0.00E+00
Te-132	5.28E+06	2.61E+06	2.44E+06	3.86E+06	1.63E+07	0.00E+00	9.67E+06
I-130	4.45E+05	9.79E+05	3.93E+05	1.10E+08	1.08E+06	0.00E+00	2.10E+05
I-131	3.34E+08	3.94E+08	1.73E+08	1.29E+11	4.60E+08	0.00E+00	1.41E+07
I-132	1.59E-01	3.22E-01	1.15E-01	1.51E+01	3.59E-01	0.00E+00	2.61E-01
I-133	4.54E+06	6.61E+06	1.94E+06	1.20E+09	7.77E+06	0.00E+00	1.12E+06
I-134	2.30E-12	4.71E-12	1.67E-12	1.10E-10	5.26E-10	0.00E+00	4.87E-12
I-135	1.36E+04	2.71E+04	9.87E+03	2.43E+06	3.02E+04	0.00E+00	9.80E+03
Cs-134	2.70E+10	5.04E+10	5.09E+09	0.00E+00	1.30E+10	5.32E+09	1.37E+08
Cs-134m	3.87E-01	6.44E-01	3.25E-01	0.00E+00	2.48E-01	5.72E-02	5.10E-01
Cs-136	4.84E+08	1.42E+09	5.31E+08	0.00E+00	5.67E+08	1.16E+08	2.16E+07
Cs-137	4.14E+10	4.84E+10	3.43E+09	0.00E+00	1.30E+10	5.26E+09	1.51E+08

OFFSITE DOSE CALCULATION MANUAL

---

TABLE 10-11  
 $R_{io}$ , GRASS-COW-MILK PATHWAY DOSE FACTORS – INFANT

NUCLIDE	BONE	LIVER	T. BODY	THYROID	KIDNEY	LUNG	GILLI
Cs-138	0.00E+00	0.00E+00	0.00E+00	0.00E+00	0.00E+00	0.00E+00	0.00E+00
Ba-139	1.34E-07	8.87E-11	3.87E-09	0.00E+00	5.33E-11	5.38E-11	8.474E-06
Ba-140	5.88E+07	5.88E+04	3.03E+06	0.00E+00	1.40E+04	3.61E+04	1.44E+07
Ba-141	0.00E+00	0.00E+00	0.00E+00	0.00E+00	0.00E+00	0.00E+00	0.00E+00
Ba-142	0.00E+00	0.00E+00	0.00E+00	0.00E+00	0.00E+00	0.00E+00	0.00E+00
La-140	1.02E+01	4.01E+00	1.03E+00	0.00E+00	0.00E+00	0.00E+00	4.71E+04
La-142	2.14E-11	7.85E-12	1.88E-12	0.00E+00	0.00E+00	0.00E+00	1.33E-06
Ce-141	1.38E+04	8.39E+03	9.87E+02	0.00E+00	2.59E+03	0.00E+00	4.33E+06
Ce-143	9.96E+01	6.61E+04	7.54E+00	0.00E+00	1.92E+01	0.00E+00	3.86E+05
Ce-144	1.57E+06	6.41E+05	8.78E+04	0.00E+00	2.59E+05	0.00E+00	8.99E+07
Pr-143	3.64E+02	1.36E+02	1.80E+01	0.00E+00	5.06E+01	0.00E+00	1.92E+05
Pr-144	0.00E+00	0.00E+00	0.00E+00	0.00E+00	0.00E+00	0.00E+00	0.00E+00
Nd-147	2.15E+02	2.21E+02	1.35E+01	0.00E+00	8.52E+01	0.00E+00	1.40E+05
Eu-152	2.14E+04	5.68E+03	4.79E+03	0.00E+00	1.59E+04	0.00E+00	5.05E+05
W-187	1.53E+04	1.07E+04	3.68E+03	0.00E+00	0.00E+00	0.00E+00	6.27E+05
U-235	1.51E+10	0.00E+00	1.15E+09	0.00E+00	3.20E+09	0.00E+00	2.61E+08
U-238	1.44E+10	0.00E+00	1.07E+09	0.00E+00	2.99E+09	0.00E+00	1.84E+08
Np-239	9.12E+00	8.16E-01	4.61E-01	0.00E+00	1.63E+00	0.00E+00	2.36E+04
Am-241	4.87E+07	2.29E+07	3.47E+06	0.00E+00	2.09E+07	0.00E+00	2.45E+06

OFFSITE DOSE CALCULATION MANUAL

TABLE 10-12  
 $R_{io}$ , GRASS-COW-MEAT PATHWAY DOSE FACTORS – ADULT

{m<sup>2</sup>-mrem/yr per  $\mu$ Ci/s (mrem/yr per  $\mu$ Ci/m<sup>3</sup> for <sup>3</sup>H and <sup>14</sup>C)}

NUCLIDE	BONE	LIVER	T. BODY	THYROID	KIDNEY	LUNG	GILLI
H-3	0.00E+00	2.69E+02	2.69E+02	2.69E+02	2.69E+02	2.69E+02	2.69E+02
C-14	3.33E+05	6.66E+04	6.66E+04	6.66E+04	6.66E+04	6.66E+04	6.66E+04
F-18	0.00E+00	0.00E+00	0.00E+00	0.00E+00	0.00E+00	0.00E+00	0.00E+00
Na-22	1.10E+09	1.10E+09	1.10E+09	1.10E+09	1.10E+09	1.10E+09	1.10E+09
Na-24	3.22E-04	3.22E-04	3.22E-04	3.22E-04	3.22E-04	3.22E-04	3.22E-04
Sc-46	8.77E+04	1.70E+05	4.95E+04	0.00E+00	1.59E+05	0.00E+00	8.29E+08
P-32	1.18E+09	7.36E+07	4.58E+07	0.00E+00	0.00E+00	0.00E+00	1.33E+08
Cr-51	0.00E+00	0.00E+00	2.07E+03	1.24E+03	4.56E+02	2.75E+03	5.21E+05
Mn-54	0.00E+00	6.33E+06	1.21E+06	0.00E+00	1.88E+06	0.00E+00	1.94E+07
Mn-56	0.00E+00	0.00E+00	0.00E+00	0.00E+00	0.00E+00	0.00E+00	0.00E+00
Fe-55	2.18E+08	1.51E+08	3.51E+07	0.00E+00	0.00E+00	8.41E+07	8.65E+07
Fe-59	9.89E+07	2.33E+08	8.91E+07	0.00E+00	0.00E+00	6.50E+07	7.75E+08
Co-57	0.00E+00	3.78E+06	6.29E+06	0.00E+00	0.00E+00	0.00E+00	9.60E+07
Co-58	0.00E+00	8.51E+06	1.91E+07	0.00E+00	0.00E+00	0.00E+00	1.73E+08
Co-60	0.00E+00	5.82E+07	1.28E+08	0.00E+00	0.00E+00	0.00E+00	1.09E+09
Ni-63	1.59E+10	1.10E+09	5.34E+08	0.00E+00	0.00E+00	0.00E+00	2.30E+08
Ni-65	0.00E+00	0.00E+00	0.00E+00	0.00E+00	0.00E+00	0.00E+00	0.00E+00
Cu-64	0.00E+00	7.00E-08	3.29E-08	0.00E+00	1.77E-07	0.00E+00	5.97E-06
Zn-65	2.66E+08	8.46E+08	3.82E+08	0.00E+00	5.66E+08	0.00E+00	5.33E+08
Zn-69m	4.37E-06	1.05E-05	9.58E-06	0.00E+00	6.34E-06	0.00E+00	6.39E-04
Zn-69	0.00E+00	0.00E+00	0.00E+00	0.00E+00	0.00E+00	0.00E+00	0.00E+00
As-76	1.30E-01	3.78E-01	1.89E+00	1.13E-01	4.61E-01	1.18E-01	1.65E+01
Br-82	0.00E+00	0.00E+00	3.01E+02	0.00E+00	0.00E+00	0.00E+00	3.59E+02
Br-83	0.00E+00	0.00E+00	0.00E+00	0.00E+00	0.00E+00	0.00E+00	0.00E+00
Br-84	0.00E+00	0.00E+00	0.00E+00	0.00E+00	0.00E+00	0.00E+00	0.00E+00
Br-85	0.00E+00	0.00E+00	0.00E+00	0.00E+00	0.00E+00	0.00E+00	0.00E+00
Rb-86	0.00E+00	1.25E+08	5.84E+07	0.00E+00	0.00E+00	0.00E+00	2.47E+07
Rb-88	0.00E+00	0.00E+00	0.00E+00	0.00E+00	0.00E+00	0.00E+00	0.00E+00
Rb-89	0.00E+00	0.00E+00	0.00E+00	0.00E+00	0.00E+00	0.00E+00	0.00E+00
Sr-89	1.20E+08	0.00E+00	3.45E+06	0.00E+00	0.00E+00	0.00E+00	1.93E+07
Sr-90	1.18E+10	0.00E+00	2.37E+08	0.00E+00	0.00E+00	0.00E+00	2.97E+08
Sr-91	3.96E-11	0.00E+00	1.60E-12	0.00E+00	0.00E+00	0.00E+00	1.88E-10
Sr-92	0.00E+00	0.00E+00	0.00E+00	0.00E+00	0.00E+00	0.00E+00	0.00E+00
Y-90	2.70E+01	0.00E+00	7.25E-01	0.00E+00	0.00E+00	0.00E+00	2.86E+05
Y-91m	0.00E+00	0.00E+00	0.00E+00	0.00E+00	0.00E+00	0.00E+00	0.00E+00
Y-91	4.83E+05	0.00E+00	1.29E+04	0.00E+00	0.00E+00	0.00E+00	2.67E+08
Y-92	0.00E+00	0.00E+00	0.00E+00	0.00E+00	0.00E+00	0.00E+00	0.00E+00

OFFSITE DOSE CALCULATION MANUAL

TABLE 10-12  
 $R_{io}$ , GRASS-COW-MEAT PATHWAY DOSE FACTORS – ADULT

NUCLIDE	BONE	LIVER	T. BODY	THYROID	KIDNEY	LUNG	GILLI
Y-93	1.70E-12	0.00E+00	4.69E-14	0.00E+00	0.00E+00	0.00E+00	5.39E-08
Zr-95	8.35E+05	2.68E+05	1.81E+05	0.00E+00	4.28E+05	0.00E+00	8.49E+08
Zr-97	4.67E-06	9.43E-05	4.31E-07	0.00E+00	1.42E-06	0.00E+00	2.92E-01
Nb-95	7.55E+05	4.20E+05	2.26E+05	0.00E+00	4.15E+05	0.00E+00	2.55E+09
Nb-97	0.00E+00	0.00E+00	0.00E+00	0.00E+00	0.00E+00	0.00E+00	0.00E+00
Mo-99	0.00E+00	2.50E+04	4.76E+03	0.00E+00	5.67E+04	0.00E+00	5.80E+04
Tc-99m	0.00E+00	0.00E+00	3.90E-20	0.00E+00	4.65E-20	0.00E+00	1.81E-18
Tc-99	2.42E+08	3.60E+08	9.71E+07	0.00E+00	4.52E+09	3.05E+07	1.18E+10
Tc-101	0.00E+00	0.00E+00	0.00E+00	0.00E+00	0.00E+00	0.00E+00	0.00E+00
Ru-103	3.68E+07	0.00E+00	1.59E+07	0.00E+00	1.41E+08	0.00E+00	4.30E+09
Ru-105	0.00E+00	0.00E+00	0.00E+00	0.00E+00	0.00E+00	0.00E+00	0.00E+00
Ru-106	2.00E+09	0.00E+00	2.53E+08	0.00E+00	3.86E+09	0.00E+00	1.29E+11
Rh-105	1.19E+00	8.69E-01	5.73E-01	0.00E+00	3.69E+00	0.00E+00	1.38E+02
Ag-110m	4.64E+06	4.30E+06	2.55E+06	0.00E+00	8.44E+06	0.00E+00	1.75E+09
Sn-113	9.30E+07	1.57E+07	2.61E+08	8.22E+06	2.15E+07	9.65E+06	2.86E+09
Sn-117m	1.77E+07	6.08E+05	2.51E+07	1.20E+05	9.20E+05	1.91E+05	2.83E+08
Sb-122	1.82E+03	1.00E+03	1.72E+04	2.12E+02	7.08E+02	2.73E+02	1.82E+05
Sb-124	8.59E+06	1.62E+05	3.40E+06	2.08E+04	0.00E+00	6.69E+06	2.44E+08
Sb-125	1.44E+07	1.61E+05	3.43E+06	1.46E+04	0.00E+00	1.11E+07	1.59E+08
Te-125m	1.71E+08	6.18E+07	2.28E+07	5.13E+07	6.94E+08	0.00E+00	6.81E+08
Te-127m	7.36E+08	2.63E+08	8.96E+07	1.88E+08	2.99E+09	0.00E+00	2.47E+09
Te-127	6.85E-11	2.46E-11	1.48E-11	5.07E-11	2.79E-10	0.00E+00	5.40E-09
Te-129m	3.93E+08	1.46E+08	6.21E+07	1.35E+08	1.64E+09	0.00E+00	1.98E+09
Te-129	0.00E+00	0.00E+00	0.00E+00	0.00E+00	0.00E+00	0.00E+00	0.00E+00
Te-131m	2.84E+02	1.39E+02	1.16E+02	2.20E+02	1.41E+03	0.00E+00	1.38E+04
Te-131	0.00E+00	0.00E+00	0.00E+00	0.00E+00	0.00E+00	0.00E+00	0.00E+00
Te-132	3.33E+05	2.15E+05	2.02E+05	2.38E+05	2.07E+06	0.00E+00	1.02E+07
I-130	1.72E-07	8.02E-07	3.17E-07	6.80E-05	1.25E-06	0.00E+00	6.91E-07
I-131	1.32E+06	1.88E+06	1.08E+06	6.17E+08	3.23E+06	0.00E+00	4.97E+05
I-132	0.00E+00	0.00E+00	0.00E+00	0.00E+00	0.00E+00	0.00E+00	0.00E+00
I-133	4.65E-02	8.09E-02	2.47E-02	1.19E+01	1.41E-01	0.00E+00	7.27E-02
I-134	0.00E+00	0.00E+00	0.00E+00	0.00E+00	0.00E+00	0.00E+00	0.00E+00
I-135	4.29E-18	1.12E-17	4.15E-18	7.41E-16	1.80E-17	0.00E+00	1.27E-17
Cs-134	4.87E+08	1.16E+09	9.48E+08	0.00E+00	3.75E+08	1.25E+08	2.03E+07
Cs-134m	0.00E+00	0.00E+00	0.00E+00	0.00E+00	0.00E+00	0.00E+00	0.00E+00
Cs-136	2.95E+06	1.17E+07	8.39E+06	0.00E+00	6.49E+06	8.89E+05	1.32E+06
Cs-137	7.01E+08	9.59E+08	6.28E+08	0.00E+00	3.26E+08	1.08E+08	1.86E+07

OFFSITE DOSE CALCULATION MANUAL

---

TABLE 10-12  
 $R_{io}$ , GRASS-COW-MEAT PATHWAY DOSE FACTORS – ADULT

NUCLIDE	BONE	LIVER	T. BODY	THYROID	KIDNEY	LUNG	GI-LLI
Cs-138	0.00E+00	0.00E+00	0.00E+00	0.00E+00	0.00E+00	0.00E+00	0.00E+00
Ba-139	0.00E+00	0.00E+00	0.00E+00	0.00E+00	0.00E+00	0.00E+00	0.00E+00
Ba-140	6.99E+06	8.79E+03	4.58E+05	0.00E+00	2.99E+03	5.03E+03	1.44E+07
Ba-141	0.00E+00	0.00E+00	0.00E+00	0.00E+00	0.00E+00	0.00E+00	0.00E+00
Ba-142	0.00E+00	0.00E+00	0.00E+00	0.00E+00	0.00E+00	0.00E+00	0.00E+00
La-140	9.48E-03	4.78E-03	1.26E-03	0.00E+00	0.00E+00	0.00E+00	3.51E+02
La-142	0.00E+00	0.00E+00	0.00E+00	0.00E+00	0.00E+00	0.00E+00	0.00E+00
Ce-141	4.46E+03	3.01E+03	3.42E+02	0.00E+00	1.40E+03	0.00E+00	1.15E+07
Ce-143	5.16E-03	3.81E+00	4.22E-04	0.00E+00	1.68E-03	0.00E+00	1.43E+02
Ce-144	9.82E+05	4.11E+05	5.27E+04	0.00E+00	2.44E+05	0.00E+00	3.32E+08
Pr-143	5.15E+03	2.06E+03	2.55E+02	0.00E+00	1.19E+03	0.00E+00	2.26E+07
Pr-144	0.00E+00	0.00E+00	0.00E+00	0.00E+00	0.00E+00	0.00E+00	0.00E+00
Nd-147	1.73E+03	2.00E+03	1.19E+02	0.00E+00	1.17E+03	0.00E+00	9.58E+06
Eu-152	2.00E+06	4.50E+05	3.95E+05	0.00E+00	2.79E+06	0.00E+00	2.59E+08
W-187	5.49E-03	4.59E-03	1.60E-03	0.00E+00	0.00E+00	0.00E+00	1.50E+00
U-235	5.85E+08	0.00E+00	3.55E+07	0.00E+00	1.37E+08	0.00E+00	5.71E+07
U-238	5.60E+08	0.00E+00	3.32E+07	0.00E+00	1.28E+08	0.00E+00	4.02E+07
Np-239	6.52E-02	6.41E-03	3.54E-03	0.00E+00	2.00E-02	0.00E+00	1.32E+03
Am-241	3.48E+08	1.22E+08	2.30E+07	0.00E+00	1.73E+08	0.00E+00	3.15E+07



OFFSITE DOSE CALCULATION MANUAL

TABLE 10-13  
 $R_{io}$ , GRASS-COW-MEAT PATHWAY DOSE FACTORS – TEEN

{m<sup>2</sup>-mrem/yr per  $\mu$ Ci/s (mrem/yr per  $\mu$ Ci/m<sup>3</sup> for <sup>3</sup>H and <sup>14</sup>C)}

NUCLIDE	BONE	LIVER	T. BODY	THYROID	KIDNEY	LUNG	GI-LLI
H-3	0.00E+00	1.60E+02	1.60E+02	1.60E+02	1.60E+02	1.60E+02	1.60E+02
C-14	2.81E+05	5.62E+04	5.62E+04	5.62E+04	5.62E+04	5.62E+04	5.62E+04
F-18	0.00E+00	0.00E+00	0.00E+00	0.00E+00	0.00E+00	0.00E+00	0.00E+00
Na-22	8.73E+08	8.73E+08	8.73E+08	8.73E+08	8.73E+08	8.73E+08	8.73E+08
Na-24	2.58E-04	2.58E-04	2.58E-04	2.58E-04	2.58E-04	2.58E-04	2.58E-04
Sc-46	6.81E+04	1.33E+05	3.93E+04	0.00E+00	1.27E+05	0.00E+00	4.51E+08
P-32	1.00E+09	6.20E+07	3.88E+07	0.00E+00	0.00E+00	0.00E+00	8.41E+07
Cr-51	0.00E+00	0.00E+00	1.66E+03	9.20E+02	3.63E+02	2.37E+03	2.78E+05
Mn-54	0.00E+00	4.83E+06	9.58E+05	0.00E+00	1.44E+06	0.00E+00	9.90E+06
Mn-56	0.00E+00	0.00E+00	0.00E+00	0.00E+00	0.00E+00	0.00E+00	0.00E+00
Fe-55	1.77E+08	1.26E+08	2.93E+07	0.00E+00	0.00E+00	7.97E+07	5.44E+07
Fe-59	7.91E+07	1.85E+08	7.13E+07	0.00E+00	0.00E+00	5.82E+07	4.36E+08
Co-57	0.00E+00	3.04E+06	5.10E+06	0.00E+00	0.00E+00	0.00E+00	5.67E+07
Co-58	0.00E+00	6.56E+06	1.51E+07	0.00E+00	0.00E+00	0.00E+00	9.05E+07
Co-60	0.00E+00	4.51E+07	1.02E+08	0.00E+00	0.00E+00	0.00E+00	5.88E+08
Ni-63	1.28E+10	9.06E+08	4.35E+08	0.00E+00	0.00E+00	0.00E+00	1.44E+08
Ni-65	0.00E+00	0.00E+00	0.00E+00	0.00E+00	0.00E+00	0.00E+00	0.00E+00
Cu-64	0.00E+00	5.71E-08	2.69E-08	0.00E+00	1.45E-07	0.00E+00	4.43E-06
Zn-65	1.87E+08	6.49E+08	3.03E+08	0.00E+00	4.15E+08	0.00E+00	2.75E+08
Zn-69m	3.64E-06	8.59E-06	7.88E-07	0.00E+00	5.22E-06	0.00E+00	4.72E-04
Zn-69	0.00E+00	0.00E+00	0.00E+00	0.00E+00	0.00E+00	0.00E+00	0.00E+00
As-76	9.08E-02	2.86E-01	1.40E+00	8.35E-02	3.35E-01	8.38E-02	1.26E+01
Br-82	0.00E+00	0.00E+00	2.49E+02	0.00E+00	0.00E+00	0.00E+00	0.00E+00
Br-83	0.00E+00	0.00E+00	0.00E+00	0.00E+00	0.00E+00	0.00E+00	0.00E+00
Br-84	0.00E+00	0.00E+00	0.00E+00	0.00E+00	0.00E+00	0.00E+00	0.00E+00
Br-85	0.00E+00	0.00E+00	0.00E+00	0.00E+00	0.00E+00	0.00E+00	0.00E+00
Rb-86	0.00E+00	1.05E+08	4.91E+07	0.00E+00	0.00E+00	0.00E+00	1.55E+07
Rb-88	0.00E+00	0.00E+00	0.00E+00	0.00E+00	0.00E+00	0.00E+00	0.00E+00
Rb-89	0.00E+00	0.00E+00	0.00E+00	0.00E+00	0.00E+00	0.00E+00	0.00E+00
Sr-89	1.01E+08	0.00E+00	2.91E+06	0.00E+00	0.00E+00	0.00E+00	1.21E+07
Sr-90	8.18E+09	0.00E+00	1.64E+08	0.00E+00	0.00E+00	0.00E+00	1.87E+08
Sr-91	3.33E-11	0.00E+00	1.32E-12	0.00E+00	0.00E+00	0.00E+00	1.51E-10
Sr-92	0.00E+00	0.00E+00	0.00E+00	0.00E+00	0.00E+00	0.00E+00	0.00E+00
Y-90	2.27E+01	0.00E+00	6.12E-01	0.00E+00	0.00E+00	0.00E+00	1.88E+05
Y-91m	0.00E+00	0.00E+00	0.00E+00	0.00E+00	0.00E+00	0.00E+00	0.00E+00
Y-91	4.08E+05	0.00E+00	1.09E+04	0.00E+00	0.00E+00	0.00E+00	1.67E+08

OFFSITE DOSE CALCULATION MANUAL

TABLE 10-13  
*R<sub>io</sub>*, GRASS-COW-MEAT PATHWAY DOSE FACTORS – TEEN

NUCLIDE	BONE	LIVER	T. BODY	THYROID	KIDNEY	LUNG	GILLI
Y-92	0.00E+00	0.00E+00	0.00E+00	0.00E+00	0.00E+00	0.00E+00	0.00E+00
Y-93	1.43E-12	0.00E+00	3.93E-14	0.00E+00	0.00E+00	0.00E+00	4.38E-08
Zr-95	6.69E+05	2.11E+05	1.45E+05	0.00E+00	3.10E+05	0.00E+00	4.87E+08
Zr-97	3.90E-06	7.71E-07	3.55E-07	0.00E+00	1.17E-06	0.00E+00	2.09E-01
Nb-95	5.90E+05	3.27E+05	1.80E+05	0.00E+00	3.17E+05	0.00E+00	1.40E+09
Nb-97	0.00E+00	0.00E+00	0.00E+00	0.00E+00	0.00E+00	0.00E+00	0.00E+00
Mo-99	0.00E+00	2.07E+04	3.94E+03	0.00E+00	4.73E+04	0.00E+00	3.70E+04
Tc-99m	0.00E+00	0.00E+00	3.11E-20	0.00E+00	3.58E-20	0.00E+00	1.58E-18
Tc-99	2.05E+08	3.00E+08	8.19E+07	0.00E+00	3.82E+09	3.11E+07	7.36E+09
Tc-101	0.00E+00	0.00E+00	0.00E+00	0.00E+00	0.00E+00	0.00E+00	0.00E+00
Ru-103	3.00E+07	0.00E+00	1.28E+07	0.00E+00	1.06E+08	0.00E+00	2.51E+09
Ru-105	0.00E+00	0.00E+00	0.00E+00	0.00E+00	0.00E+00	0.00E+00	0.00E+00
Ru-106	1.68E+09	0.00E+00	2.12E+08	0.00E+00	3.24E+09	0.00E+00	8.07E+10
Rh-105	1.00E+00	7.25E-01	4.76E-01	0.00E+00	3.08E+00	0.00E+00	9.23E+01
Ag-110m	3.52E+06	3.33E+06	2.02E+06	0.00E+00	6.34E+06	0.00E+00	9.35E+08
Sn-113	5.92E+07	1.18E+07	1.94E+08	5.71E+06	1.54E+07	6.97E+06	2.09E+09
Sn-117m	1.07E+07	4.60E+05	1.84E+07	8.58E+04	6.48E+05	1.57E+05	2.07E+08
Sb-122	1.13E+03	7.76E+02	1.25E+04	1.55E+02	5.08E+02	2.09E+02	1.31E+05
Sb-124	7.01E+06	1.29E+05	2.74E+06	1.59E+04	0.00E+00	6.13E+06	1.41E+08
Sb-125	1.18E+07	1.29E+05	2.76E+06	1.13E+04	0.00E+00	1.04E+07	9.18E+07
Te-125m	1.44E+08	5.19E+07	1.93E+07	4.02E+07	0.00E+00	0.00E+00	4.25E+08
Te-127m	6.21E+08	2.20E+08	7.38E+07	1.48E+08	2.52E+09	0.00E+00	1.55E+09
Te-127	5.81E-11	2.06E-11	1.25E-11	4.01E-11	2.35E-10	0.00E+00	4.49E-09
Te-129m	3.29E+08	1.22E+08	5.21E+07	1.07E+08	1.38E+09	0.00E+00	1.23E+09
Te-129	0.00E+00	0.00E+00	0.00E+00	0.00E+00	0.00E+00	0.00E+00	0.00E+00
Te-131m	2.37E+02	1.14E+02	9.48E+01	1.71E+02	1.19E+03	0.00E+00	9.12E+03
Te-131	0.00E+00	0.00E+00	0.00E+00	0.00E+00	0.00E+00	0.00E+00	0.00E+00
Te-132	2.72E+05	1.72E+05	1.62E+05	1.82E+05	1.65E+06	0.00E+00	5.46E+06
I-130	2.19E-07	6.33E-07	2.53E-07	5.16E-05	9.76E-07	0.00E+00	4.87E-07
I-131	1.09E+06	1.53E+06	8.23E+05	4.47E+08	2.64E+06	0.00E+00	3.03E+05
I-132	0.00E+00	0.00E+00	0.00E+00	0.00E+00	0.00E+00	0.00E+00	0.00E+00
I-133	3.89E-02	6.60E-02	2.01E-02	9.21E+00	1.16E-01	0.00E+00	4.99E-02
I-134	0.00E+00	0.00E+00	0.00E+00	0.00E+00	0.00E+00	0.00E+00	0.00E+00
I-135	3.49E-18	8.99E-18	3.33E-18	5.78E-16	1.42E-17	0.00E+00	9.96E-18
Cs-134	3.87E+08	9.12E+08	4.23E+08	0.00E+00	2.90E+08	1.11E+08	1.13E+07
Cs-134m	0.00E+00	0.00E+00	0.00E+00	0.00E+00	0.00E+00	0.00E+00	0.00E+00
Cs-136	2.30E+06	9.06E+06	6.08E+06	0.00E+00	4.93E+06	7.77E+05	7.29E+05
Cs-137	5.82E+08	7.75E+08	2.70E+08	0.00E+00	2.64E+08	1.02E+08	1.10E+07

OFFSITE DOSE CALCULATION MANUAL

TABLE 10-13  
 $R_{io}$ , GRASS-COW-MEAT PATHWAY DOSE FACTORS – TEEN

NUCLIDE	BONE	LIVER	T. BODY	THYROID	KIDNEY	LUNG	GILLI
Cs-138	0.00E+00	0.00E+00	0.00E+00	0.00E+00	0.00E+00	0.00E+00	0.00E+00
Ba-139	0.00E+00	0.00E+00	0.00E+00	0.00E+00	0.00E+00	0.00E+00	0.00E+00
Ba-140	5.78E+06	7.09E+03	3.73E+05	0.00E+00	2.40E+03	4.76E+03	8.92E+06
Ba-141	0.00E+00	0.00E+00	0.00E+00	0.00E+00	0.00E+00	0.00E+00	0.00E+00
Ba-142	0.00E+00	0.00E+00	0.00E+00	0.00E+00	0.00E+00	0.00E+00	0.00E+00
La-140	7.79E-03	3.83E-03	1.02E-03	0.00E+00	0.00E+00	0.00E+00	2.20E+02
La-142	0.00E+00	0.00E+00	0.00E+00	0.00E+00	0.00E+00	0.00E+00	0.00E+00
Ce-141	3.74E+03	2.50E+03	2.87E+02	0.00E+00	1.18E+03	0.00E+00	7.15E+06
Ce-143	4.34E-03	3.16E+00	3.53E-04	0.00E+00	1.42E-03	0.00E+00	9.50E+01
Ce-144	8.28E+05	3.43E+05	4.45E+04	0.00E+00	2.05E+05	0.00E+00	2.08E+08
Pr-143	4.33E+03	1.73E+03	2.16E+02	0.00E+00	1.01E+03	0.00E+00	1.43E+07
Pr-144	0.00E+00	0.00E+00	0.00E+00	0.00E+00	0.00E+00	0.00E+00	0.00E+00
Nd-147	1.52E+03	1.65E+03	9.91E+01	0.00E+00	9.72E+02	0.00E+00	5.97E+06
Eu-152	1.47E+06	3.53E+05	3.11E+05	0.00E+00	1.64E+06	0.00E+00	1.30E+08
W-187	4.60E-03	3.75E-03	1.31E-03	0.00E+00	0.00E+00	0.00E+00	1.01E+00
U-235	4.92E+08	0.00E+00	3.00E+07	0.00E+00	1.15E+08	0.00E+00	3.57E+07
U-238	4.71E+08	0.00E+00	2.80E+07	0.00E+00	1.08E+08	0.00E+00	2.52E+07
Np-239	5.70E-02	5.38E-03	2.99E-03	0.00E+00	1.69E-02	0.00E+00	8.65E+02
Am-241	2.16E+08	8.26E+07	1.44E+07	0.00E+00	1.08E+08	0.00E+00	1.97E+07

OFFSITE DOSE CALCULATION MANUAL

TABLE 10-14  
 $R_{io}$ , GRASS-COW-MEAT PATHWAY DOSE FACTORS – CHILD

{m<sup>2</sup>-mrem/yr per  $\mu$ Ci/s (mrem/yr per  $\mu$ Ci/m<sup>3</sup> for <sup>3</sup>H-3 and <sup>14</sup>C)}

NUCLIDE	BONE	LIVER	T. BODY	THYROID	KIDNEY	LUNG	GILL
H-3	0.00E+00	1.94E+02	1.94E+02	1.94E+02	1.94E+02	1.94E+02	1.94E+02
C-14	5.29E+05	1.06E+05	1.06E+05	1.06E+05	1.06E+05	1.06E+05	1.06E+05
F-18	0.00E+00	0.00E+00	0.00E+00	0.00E+00	0.00E+00	0.00E+00	0.00E+00
Na-22	1.38E+09	1.38E+09	1.38E+09	1.38E+09	1.38E+09	1.38E+09	1.38E+09
Na-24	4.10E-04	4.10E-04	4.10E-04	4.10E-04	4.10E-04	4.10E-04	4.10E-04
Sc-46	1.17E+05	1.60E+05	6.17E+04	0.00E+00	1.42E+05	0.00E+00	2.34E+08
P-32	1.89E+09	8.83E+07	7.27E+07	0.00E+00	0.00E+00	0.00E+00	5.21E+07
Cr-51	0.00E+00	0.00E+00	2.58E+03	1.43E+03	3.92E+02	2.62E+03	1.37E+05
Mn-54	0.00E+00	5.52E+06	1.47E+06	0.00E+00	1.55E+06	0.00E+00	4.64E+06
Mn-56	0.00E+00	0.00E+00	0.00E+00	0.00E+00	0.00E+00	0.00E+00	0.00E+00
Fe-55	3.40E+08	1.80E+08	5.59E+07	0.00E+00	0.00E+00	1.02E+08	3.34E+07
Fe-59	1.40E+08	2.27E+08	1.13E+08	0.00E+00	0.00E+00	6.58E+07	2.36E+08
Co-57	0.00E+00	3.97E+06	8.04E+06	0.00E+00	0.00E+00	0.00E+00	3.26E+07
Co-58	0.00E+00	7.67E+06	2.35E+07	0.00E+00	0.00E+00	0.00E+00	4.47E+07
Co-60	0.00E+00	5.36E+07	1.58E+08	0.00E+00	0.00E+00	0.00E+00	2.97E+08
Ni-63	2.46E+10	1.32E+09	8.36E+08	0.00E+00	0.00E+00	0.00E+00	8.86E+07
Ni-65	0.00E+00	0.00E+00	0.00E+00	0.00E+00	0.00E+00	0.00E+00	0.00E+00
Cu-64	0.00E+00	7.68E-08	4.64E-08	0.00E+00	1.86E-07	0.00E+00	3.60E-06
Zn-65	2.80E+08	7.47E+08	4.65E+08	0.00E+00	4.71E+08	0.00E+00	1.31E+08
Zn-69m	6.80E-06	1.16E-05	1.37E-06	0.00E+00	6.73E-06	0.00E+00	3.77E-04
Zn-69	0.00E+00	0.00E+00	0.00E+00	0.00E+00	0.00E+00	0.00E+00	0.00E+00
As-76	1.59E-01	4.41E-01	2.56E+00	1.50E-01	4.85E-01	1.50E-01	2.29E+01
Br-82	0.00E+00	0.00E+00	3.90E+02	0.00E+00	0.00E+00	0.00E+00	0.00E+00
Br-83	0.00E+00	0.00E+00	0.00E+00	0.00E+00	0.00E+00	0.00E+00	0.00E+00
Br-84	0.00E+00	0.00E+00	0.00E+00	0.00E+00	0.00E+00	0.00E+00	0.00E+00
Br-85	0.00E+00	0.00E+00	0.00E+00	0.00E+00	0.00E+00	0.00E+00	0.00E+00
Rb-86	0.00E+00	1.48E+08	9.12E+07	0.00E+00	0.00E+00	0.00E+00	9.54E+06
Rb-88	0.00E+00	0.00E+00	0.00E+00	0.00E+00	0.00E+00	0.00E+00	0.00E+00
Rb-89	0.00E+00	0.00E+00	0.00E+00	0.00E+00	0.00E+00	0.00E+00	0.00E+00
Sr-89	1.92E+08	0.00E+00	5.48E+06	0.00E+00	0.00E+00	0.00E+00	7.43E+06
Sr-90	1.29E+10	0.00E+00	2.60E+08	0.00E+00	0.00E+00	0.00E+00	1.16E+08
Sr-91	6.24E-11	0.00E+00	2.36E-12	0.00E+00	0.00E+00	0.00E+00	1.38E-10
Sr-92	0.00E+00	0.00E+00	0.00E+00	0.00E+00	0.00E+00	0.00E+00	0.00E+00
Y-90	4.30E+01	0.00E+00	1.15E+00	0.00E+00	0.00E+00	0.00E+00	1.22E+05
Y-91m	0.00E+00	0.00E+00	0.00E+00	0.00E+00	0.00E+00	0.00E+00	0.00E+00
Y-91	7.71E+05	0.00E+00	2.06E+04	0.00E+00	0.00E+00	0.00E+00	1.03E+08

OFFSITE DOSE CALCULATION MANUAL

TABLE 10-14  
 $R_{io}$ , GRASS-COW-MEAT PATHWAY DOSE FACTORS – CHILD

NUCLIDE	BONE	LIVER	T. BODY	THYROID	KIDNEY	LUNG	GI-INT
Y-92	0.00E+00	0.00E+00	0.00E+00	0.00E+00	0.00E+00	0.00E+00	0.00E+00
Y-93	2.69E-12	0.00E+00	7.39E-14	0.00E+00	0.00E+00	0.00E+00	4.02E-08
Zr-95	1.19E+06	2.61E+05	2.32E+05	0.00E+00	3.74E+05	0.00E+00	2.72E+08
Zr-97	7.25E-06	1.05E-06	6.18E-07	0.00E+00	1.50E-06	0.00E+00	1.59E-01
Nb-95	1.02E+06	3.97E+05	2.83E+05	0.00E+00	3.73E+05	0.00E+00	7.33E+08
Nb-97	0.00E+00	0.00E+00	0.00E+00	0.00E+00	0.00E+00	0.00E+00	0.00E+00
Mo-99	0.00E+00	2.88E+04	7.12E+03	0.00E+00	6.14E+04	0.00E+00	2.38E+04
Tc-99m	0.00E+00	0.00E+00	4.91E-20	0.00E+00	4.30E-20	0.00E+00	1.68E-18
Tc-99	3.86E+08	4.29E+08	1.54E+08	0.00E+00	5.06E+09	3.80E+07	4.50E+09
Tc-101	0.00E+00	0.00E+00	0.00E+00	0.00E+00	0.00E+00	0.00E+00	0.00E+00
Ru-103	5.43E+07	0.00E+00	2.09E+07	0.00E+00	1.37E+08	0.00E+00	1.40E+09
Ru-105	0.00E+00	0.00E+00	0.00E+00	0.00E+00	0.00E+00	0.00E+00	0.00E+00
Ru-106	3.17E+09	0.00E+00	3.95E+08	0.00E+00	4.28E+09	0.00E+00	4.93E+10
Rh-105	1.88E+00	1.01E+00	8.64E-01	0.00E+00	4.03E+00	0.00E+00	6.26E+01
Ag-110m	5.83E+06	3.94E+06	3.15E+06	0.00E+00	7.33E+06	0.00E+00	4.68E+08
Sn-113	1.05E+08	2.27E+07	3.47E+08	9.06E+06	2.40E+07	1.13E+07	3.87E+09
Sn-117m	2.11E+07	1.00E+06	3.30E+07	1.58E+05	1.02E+06	2.90E+05	3.83E+08
Sb-122	2.07E+03	1.24E+03	2.30E+04	2.71E+02	7.54E+02	3.54E+02	2.49E+05
Sb-124	1.27E+07	1.65E+05	4.45E+06	2.80E+04	0.00E+00	7.04E+06	7.93E+07
Sb-125	2.15E+07	1.66E+05	4.50E+06	1.99E+04	0.00E+00	1.20E+07	5.13E+07
Te-125m	2.70E+08	7.33E+07	3.61E+07	7.59E+07	0.00E+00	0.00E+00	2.61E+08
Te-127m	1.17E+09	3.15E+08	1.39E+08	2.84E+08	3.34E+09	0.00E+00	9.48E+08
Te-127	1.09E-10	2.95E-11	2.34E-11	7.56E-11	3.11E-10	0.00E+00	4.27E-09
Te-129m	6.20E+08	1.73E+08	9.62E+07	2.00E+08	1.82E+09	0.00E+00	7.56E+08
Te-129	0.00E+00	0.00E+00	0.00E+00	0.00E+00	0.00E+00	0.00E+00	0.00E+00
Te-131m	4.41E+02	1.53E+02	1.62E+02	3.14E+02	1.48E+03	0.00E+00	6.19E+03
Te-131	0.00E+00	0.00E+00	0.00E+00	0.00E+00	0.00E+00	0.00E+00	0.00E+00
Te-132	4.97E+05	2.20E+05	2.66E+05	3.20E+05	2.04E+06	0.00E+00	2.21E+06
I-130	3.91E-07	7.91E-07	4.08E-07	8.71E-05	1.18E-06	0.00E+00	3.70E-07
I-131	2.03E+06	2.04E+06	1.16E+06	6.75E+08	3.35E+06	0.00E+00	1.82E+05
I-132	0.00E+00	0.00E+00	0.00E+00	0.00E+00	0.00E+00	0.00E+00	0.00E+00
I-133	7.23E-02	8.94E-02	3.38E-02	1.66E+01	1.49E-01	0.00E+00	3.60E-02
I-134	0.00E+00	0.00E+00	0.00E+00	0.00E+00	0.00E+00	0.00E+00	0.00E+00
I-135	6.32E-18	1.14E-17	5.38E-18	1.01E-15	1.74E-17	0.00E+00	8.67E-18
Cs-134	6.83E+08	1.12E+09	2.36E+08	0.00E+00	3.47E+08	1.25E+08	6.04E+06
Cs-134m	0.00E+00	0.00E+00	0.00E+00	0.00E+00	0.00E+00	0.00E+00	0.00E+00
Cs-136	3.97E+06	1.09E+07	7.07E+06	0.00E+00	5.82E+06	8.67E+05	3.84E+05



OFFSITE DOSE CALCULATION MANUAL

TABLE 10-14  
 $R_{io}$ , GRASS-COW-MEAT PATHWAY DOSE FACTORS – CHILD

NUCLIDE	BONE	LIVER	T. BODY	THYROID	KIDNEY	LUNG	GI-LLI
Cs-137	1.07E+09	1.03E+09	1.52E+08	0.00E+00	3.34E+08	1.20E+08	6.43E+06
Cs-138	0.00E+00	0.00E+00	0.00E+00	0.00E+00	0.00E+00	0.00E+00	0.00E+00
Ba-139	0.00E+00	0.00E+00	0.00E+00	0.00E+00	0.00E+00	0.00E+00	0.00E+00
Ba-140	1.07E+07	9.35E+03	6.23E+05	0.00E+00	3.04E+03	5.57E+03	5.41E+06
Ba-141	0.00E+00	0.00E+00	0.00E+00	0.00E+00	0.00E+00	0.00E+00	0.00E+00
Ba-142	0.00E+00	0.00E+00	0.00E+00	0.00E+00	0.00E+00	0.00E+00	0.00E+00
La-140	1.43E-02	4.99E-03	1.68E-03	0.00E+00	0.00E+00	0.00E+00	1.39E+02
La-142	0.00E+00	0.00E+00	0.00E+00	0.00E+00	0.00E+00	0.00E+00	0.00E+00
Ce-141	7.04E+03	3.51E+03	5.22E+02	0.00E+00	1.54E+03	0.00E+00	4.38E+06
Ce-143	8.15E-03	4.42E+00	6.40E-04	0.00E+00	1.85E-03	0.00E+00	6.47E+01
Ce-144	1.56E+06	4.89E+05	8.33E+04	0.00E+00	2.71E+05	0.00E+00	1.28E+08
Pr-143	8.20E+03	2.46E+03	4.07E+02	0.00E+00	1.33E+03	0.00E+00	8.84E+06
Pr-144	0.00E+00	0.00E+00	0.00E+00	0.00E+00	0.00E+00	0.00E+00	0.00E+00
Nd-147	2.86E+03	2.31E+03	1.79E+02	0.00E+00	1.27E+03	0.00E+00	3.66E+06
Eu-152	2.32E+06	4.23E+05	5.02E+05	0.00E+00	1.79E+06	0.00E+00	6.95E+07
W-187	8.52E-03	5.04E-03	2.26E-03	0.00E+00	0.00E+00	0.00E+00	7.09E-01
U-235	9.31E+08	0.00E+00	5.64E+07	0.00E+00	1.53E+08	0.00E+00	2.19E+07
U-238	8.90E+08	0.00E+00	5.28E+07	0.00E+00	1.43E+08	0.00E+00	1.54E+07
Np-239	1.07E-01	7.70E-03	5.41E-03	0.00E+00	2.23E-02	0.00E+00	5.70E+02
Am-241	2.26E+08	1.01E+08	1.61E+07	0.00E+00	9.86E+07	0.00E+00	1.21E+07

OFFSITE DOSE CALCULATION MANUAL

TABLE 10-15  
 $R_{io}$ , PRODUCE PATHWAY DOSE FACTORS – ADULT

{m<sup>2</sup>-mrem/yr per  $\mu$ Ci/s (mrem/yr per  $\mu$ Ci/m<sup>3</sup> for <sup>3</sup>H-3 and <sup>14</sup>C)}

NUCLIDE	BONE	LIVER	T. BODY	THYROID	KIDNEY	LUNG	GILLI
H-3	0.00E+00	1.60E+03	1.60E+03	1.60E+03	1.60E+03	1.60E+03	1.60E+03
C-14	7.72E+05	1.54E+05	1.54E+05	1.54E+05	1.54E+05	1.54E+05	1.54E+05
F-18	0.00E+00	0.00E+00	0.00E+00	0.00E+00	0.00E+00	0.00E+00	0.00E+00
Na-22	1.24E+09	1.24E+09	1.24E+09	1.24E+09	1.24E+09	1.24E+09	1.24E+09
Na-24	0.00E+00	0.00E+00	0.00E+00	0.00E+00	0.00E+00	0.00E+00	0.00E+00
Sc-46	1.92E+05	3.73E+05	1.08E+05	0.00E+00	3.48E+05	0.00E+00	1.82E+09
P-32	3.98E+08	2.48E+07	1.54E+07	0.00E+00	0.00E+00	0.00E+00	4.48E+07
Cr-51	0.00E+00	0.00E+00	2.69E+04	1.60E+04	5.92E+03	3.56E+04	6.75E+06
Mn-54	0.00E+00	2.60E+08	4.95E+07	0.00E+00	7.73E+07	0.00E+00	7.95E+08
Mn-56	0.00E+00	0.00E+00	0.00E+00	0.00E+00	0.00E+00	0.00E+00	0.00E+00
Fe-55	1.71E+08	1.18E+08	2.75E+07	0.00E+00	0.00E+00	6.59E+07	6.78E+07
Fe-59	8.77E+07	2.06E+08	7.90E+07	0.00E+00	0.00E+00	5.76E+07	6.87E+08
Co-57	0.00E+00	9.50E+06	1.58E+07	0.00E+00	0.00E+00	0.00E+00	2.41E+08
Co-58	0.00E+00	2.32E+07	5.21E+07	0.00E+00	0.00E+00	0.00E+00	4.71E+08
Co-60	0.00E+00	1.43E+08	3.15E+08	0.00E+00	0.00E+00	0.00E+00	2.68E+09
Ni-63	1.03E+10	7.15E+08	3.46E+08	0.00E+00	0.00E+00	0.00E+00	1.49E+08
Ni-65	0.00E+00	0.00E+00	0.00E+00	0.00E+00	0.00E+00	0.00E+00	0.00E+00
Cu-64	0.00E+00	0.00E+00	0.00E+00	0.00E+00	0.00E+00	0.00E+00	0.00E+00
Zn-65	3.36E+08	1.07E+09	4.84E+08	0.00E+00	7.16E+08	0.00E+00	6.74E+08
Zn-69m	0.00E+00	0.00E+00	0.00E+00	0.00E+00	0.00E+00	0.00E+00	0.00E+00
Zn-69	0.00E+00	0.00E+00	0.00E+00	0.00E+00	0.00E+00	0.00E+00	0.00E+00
As-76	6.72E-11	1.96E-10	9.78E-10	5.87E-11	2.38E-10	6.11E-11	8.56E-09
Br-82	0.00E+00	0.00E+00	8.08E-06	0.00E+00	0.00E+00	0.00E+00	9.26E-06
Br-83	0.00E+00	0.00E+00	0.00E+00	0.00E+00	0.00E+00	0.00E+00	0.00E+00
Br-84	0.00E+00	0.00E+00	0.00E+00	0.00E+00	0.00E+00	0.00E+00	0.00E+00
Br-85	0.00E+00	0.00E+00	0.00E+00	0.00E+00	0.00E+00	0.00E+00	0.00E+00
Rb-86	0.00E+00	9.00E+07	4.19E+07	0.00E+00	0.00E+00	0.00E+00	1.77E+07
Rb-88	0.00E+00	0.00E+00	0.00E+00	0.00E+00	0.00E+00	0.00E+00	0.00E+00
Rb-89	0.00E+00	0.00E+00	0.00E+00	0.00E+00	0.00E+00	0.00E+00	0.00E+00
Sr-89	7.16E+09	0.00E+00	2.06E+08	0.00E+00	0.00E+00	0.00E+00	1.15E+09
Sr-90	6.64E+11	0.00E+00	1.33E+10	0.00E+00	0.00E+00	0.00E+00	1.67E+10
Sr-91	0.00E+00	0.00E+00	0.00E+00	0.00E+00	0.00E+00	0.00E+00	0.00E+00
Sr-92	0.00E+00	0.00E+00	0.00E+00	0.00E+00	0.00E+00	0.00E+00	0.00E+00
Y-90	1.83E-02	0.00E+00	4.90E-04	0.00E+00	0.00E+00	0.00E+00	1.94E+02
Y-91m	0.00E+00	0.00E+00	0.00E+00	0.00E+00	0.00E+00	0.00E+00	0.00E+00
Y-91	3.76E+06	0.00E+00	1.01E+05	0.00E+00	0.00E+00	0.00E+00	2.07E+09
Y-92	0.00E+00	0.00E+00	0.00E+00	0.00E+00	0.00E+00	0.00E+00	0.00E+00

OFFSITE DOSE CALCULATION MANUAL

TABLE 10-15  
 $R_{io}$ , PRODUCE PATHWAY DOSE FACTORS – ADULT

NUCLIDE	BONE	LIVER	T. BODY	THYROID	KIDNEY	LUNG	GILLI
Y-93	0.00E+00	0.00E+00	0.00E+00	0.00E+00	0.00E+00	0.00E+00	0.00E+00
Zr-95	8.75E+05	2.80E+05	1.90E+05	0.00E+00	4.40E+05	0.00E+00	8.89E+08
Zr-97	0.00E+00	0.00E+00	0.00E+00	0.00E+00	0.00E+00	0.00E+00	5.43E-18
Nb-95	9.19E+04	5.11E+04	2.75E+04	0.00E+00	5.06E+04	0.00E+00	3.10E+08
Nb-97	0.00E+00	0.00E+00	0.00E+00	0.00E+00	0.00E+00	0.00E+00	0.00E+00
Mo-99	0.00E+00	1.31E+01	2.49E+00	0.00E+00	2.97E+01	0.00E+00	3.03E+01
Tc-99m	0.00E+00	0.00E+00	0.00E+00	0.00E+00	0.00E+00	0.00E+00	0.00E+00
Tc-99	3.25E+07	4.84E+07	1.31E+07	0.00E+00	6.09E+08	4.11E+06	1.58E+09
Tc-101	0.00E+00	0.00E+00	0.00E+00	0.00E+00	0.00E+00	0.00E+00	0.00E+00
Ru-103	3.23E+06	0.00E+00	1.39E+06	0.00E+00	1.23E+07	0.00E+00	3.77E+08
Ru-105	0.00E+00	0.00E+00	0.00E+00	0.00E+00	0.00E+00	0.00E+00	0.00E+00
Ru-106	1.65E+08	0.00E+00	2.09E+07	0.00E+00	3.19E+08	0.00E+00	1.07E+10
Rh-105	7.23E-07	5.29E-07	3.48E-07	0.00E+00	2.25E-06	0.00E+00	8.42E-05
Ag-110m	9.51E+06	8.79E+06	5.22E+06	0.00E+00	1.73E+07	0.00E+00	3.59E+09
Sn-113	3.98E+07	6.74E+06	1.12E+08	3.52E+06	9.19E+06	4.14E+06	1.23E+09
Sn-117m	2.95E+06	1.00E+05	4.19E+06	2.01E+04	1.53E+05	3.19E+04	4.72E+07
Sb-122	1.71E+00	9.42E-01	1.62E+01	2.00E-01	6.66E-01	2.57E-01	1.71E+02
Sb-124	7.67E+07	1.45E+06	3.04E+07	1.86E+05	0.00E+00	5.97E+07	2.18E+09
Sb-125	1.15E+08	1.28E+06	2.73E+07	1.17E+05	0.00E+00	8.86E+07	1.26E+09
Te-125m	9.11E+07	3.30E+07	1.22E+07	2.74E+07	3.71E+08	0.00E+00	3.64E+08
Te-127m	4.07E+08	1.46E+08	4.96E+07	1.04E+08	1.65E+09	0.00E+00	1.37E+09
Te-127	0.00E+00	0.00E+00	0.00E+00	0.00E+00	0.00E+00	0.00E+00	0.00E+00
Te-129m	1.90E+08	7.08E+07	3.01E+07	6.52E+07	7.93E+08	0.00E+00	9.56E+08
Te-129	0.00E+00	0.00E+00	0.00E+00	0.00E+00	0.00E+00	0.00E+00	0.00E+00
Te-131m	4.64E-07	2.27E-07	1.89E-07	3.60E-07	2.30E-06	0.00E+00	2.25E-05
Te-131	0.00E+00	0.00E+00	0.00E+00	0.00E+00	0.00E+00	0.00E+00	0.00E+00
Te-132	7.82E+01	5.06E+01	4.75E+01	5.59E+01	4.87E+02	0.00E+00	2.39E+03
I-130	0.00E+00	0.00E+00	0.00E+00	0.00E+00	0.00E+00	0.00E+00	0.00E+00
I-131	1.46E+06	2.09E+06	1.20E+06	6.86E+08	3.59E+06	0.00E+00	5.52E+05
I-132	0.00E+00	0.00E+00	0.00E+00	0.00E+00	0.00E+00	0.00E+00	0.00E+00
I-133	2.06E-14	3.58E-14	1.09E-14	5.27E-12	6.26E-14	0.00E+00	3.22E-14
I-134	0.00E+00	0.00E+00	0.00E+00	0.00E+00	0.00E+00	0.00E+00	0.00E+00
I-135	0.00E+00	0.00E+00	0.00E+00	0.00E+00	0.00E+00	0.00E+00	0.00E+00
Cs-134	3.88E+09	9.24E+09	7.55E+09	0.00E+00	2.99E+09	9.93E+08	1.62E+08
Cs-134m	0.00E+00	0.00E+00	0.00E+00	0.00E+00	0.00E+00	0.00E+00	0.00E+00
Cs-136	9.22E+06	3.64E+07	2.62E+07	0.00E+00	2.02E+07	2.77E+06	4.13E+06
Cs-137	5.71E+09	7.81E+09	5.12E+09	0.00E+00	2.65E+09	8.82E+08	1.51E+08

OFFSITE DOSE CALCULATION MANUAL

---

TABLE 10-15  
 $R_{io}$ , PRODUCE PATHWAY DOSE FACTORS – ADULT

NUCLIDE	BONE	LIVER	T. BODY	THYROID	KIDNEY	LUNG	GILLI
Cs-138	0.00E+00	0.00E+00	0.00E+00	0.00E+00	0.00E+00	0.00E+00	0.00E+00
Ba-139	0.00E+00	0.00E+00	0.00E+00	0.00E+00	0.00E+00	0.00E+00	0.00E+00
Ba-140	2.55E+07	3.21E+04	1.67E+06	0.00E+00	1.09E+04	1.84E+04	5.26E+07
Ba-141	0.00E+00	0.00E+00	0.00E+00	0.00E+00	0.00E+00	0.00E+00	0.00E+00
Ba-142	0.00E+00	0.00E+00	0.00E+00	0.00E+00	0.00E+00	0.00E+00	0.00E+00
La-140	3.18E-07	1.60E-07	4.23E-08	0.00E+00	0.00E+00	0.00E+00	1.18E-02
La-142	0.00E+00	0.00E+00	0.00E+00	0.00E+00	0.00E+00	0.00E+00	0.00E+00
Ce-141	1.24E+05	8.37E+04	9.49E+03	0.00E+00	3.89E+04	0.00E+00	3.20E+08
Ce-143	7.79E-10	5.76E-07	6.37E-11	0.00E+00	2.53E-10	0.00E+00	2.15E-05
Ce-144	2.66E+07	1.11E+07	1.43E+06	0.00E+00	6.58E+06	0.00E+00	8.98E+09
Pr-143	1.45E+04	5.83E+03	7.21E+02	0.00E+00	3.37E+03	0.00E+00	6.37E+07
Pr-144	0.00E+00	0.00E+00	0.00E+00	0.00E+00	0.00E+00	0.00E+00	0.00E+00
Nd-147	4.31E+03	4.99E+03	2.98E+02	0.00E+00	2.92E+03	0.00E+00	2.39E+07
Eu-152	1.30E+07	2.93E+06	2.58E+06	0.00E+00	1.82E+07	0.00E+00	1.69E+09
W-187	3.44E-13	2.88E-13	1.01E-13	0.00E+00	0.00E+00	0.00E+00	9.42E-11
U-235	5.40E+10	0.00E+00	3.28E+09	0.00E+00	1.26E+10	0.00E+00	5.26E+09
U-238	5.17E+10	0.00E+00	3.06E+09	0.00E+00	1.18E+10	0.00E+00	3.71E+09
Np-239	2.53E-04	2.49E-05	1.37E-05	0.00E+00	7.76E-05	0.00E+00	5.10E+00
Am-241	5.37E+10	1.89E+10	3.55E+09	0.00E+00	2.67E+10	0.00E+00	4.87E+09

OFFSITE DOSE CALCULATION MANUAL

TABLE 10-16  
 $R_{io}$ , PRODUCE PATHWAY DOSE FACTORS – TEEN

{m<sup>2</sup>-mrem/yr per  $\mu$ Ci/s (mrem/yr per  $\mu$ Ci/m<sup>3</sup> for <sup>3</sup>H-3 and <sup>14</sup>C)}

NUCLIDE	BONE	LIVER	T. BODY	THYROID	KIDNEY	LUNG	GI-ILL
H-3	0.00E+00	1.95E+03	1.95E+03	1.95E+03	1.95E+03	1.95E+03	1.95E+03
C-14	1.34E+06	2.67E+05	2.67E+05	2.67E+05	2.67E+05	2.67E+05	2.67E+05
F-18	0.00E+00	0.00E+00	0.00E+00	0.00E+00	0.00E+00	0.00E+00	0.00E+00
Na-22	2.02E+09	2.02E+09	2.02E+09	2.02E+09	2.02E+09	2.02E+09	2.02E+09
Na-24	0.00E+00	0.00E+00	0.00E+00	0.00E+00	0.00E+00	0.00E+00	0.00E+00
Sc-46	3.06E+05	5.96E+05	1.77E+05	0.00E+00	5.70E+05	0.00E+00	2.03E+09
P-32	6.90E+08	4.27E+07	2.67E+07	0.00E+00	0.00E+00	0.00E+00	5.80E+07
Cr-51	0.00E+00	0.00E+00	4.40E+04	2.45E+04	9.65E+03	6.29E+04	7.40E+06
Mn-54	0.00E+00	4.06E+08	8.05E+07	0.00E+00	1.21E+08	0.00E+00	8.33E+08
Mn-56	0.00E+00	0.00E+00	0.00E+00	0.00E+00	0.00E+00	0.00E+00	0.00E+00
Fe-55	2.85E+08	2.02E+08	4.71E+07	0.00E+00	0.00E+00	1.28E+08	8.74E+07
Fe-59	1.44E+08	3.35E+08	1.29E+08	0.00E+00	0.00E+00	1.06E+08	7.93E+08
Co-57	0.00E+00	1.56E+07	2.62E+07	0.00E+00	0.00E+00	0.00E+00	2.92E+08
Co-58	0.00E+00	3.67E+07	8.47E+07	0.00E+00	0.00E+00	0.00E+00	5.06E+08
Co-60	0.00E+00	2.27E+08	5.12E+08	0.00E+00	0.00E+00	0.00E+00	2.96E+09
Ni-63	1.70E+10	1.20E+09	5.77E+08	0.00E+00	0.00E+00	0.00E+00	1.91E+08
Ni-65	0.00E+00	0.00E+00	0.00E+00	0.00E+00	0.00E+00	0.00E+00	0.00E+00
Cu-64	0.00E+00	0.00E+00	0.00E+00	0.00E+00	0.00E+00	0.00E+00	0.00E+00
Zn-65	4.85E+08	1.68E+09	7.86E+08	0.00E+00	1.08E+09	0.00E+00	7.13E+08
Zn-69m	0.00E+00	0.00E+00	0.00E+00	0.00E+00	0.00E+00	0.00E+00	0.00E+00
Zn-69	0.00E+00	0.00E+00	0.00E+00	0.00E+00	0.00E+00	0.00E+00	0.00E+00
As-76	9.62E-11	3.04E-10	1.48E-09	8.88E-11	3.55E-10	8.88E-11	1.33E-08
Br-82	0.00E+00	0.00E+00	1.32E-05	0.00E+00	0.00E+00	0.00E+00	0.00E+00
Br-83	0.00E+00	0.00E+00	0.00E+00	0.00E+00	0.00E+00	0.00E+00	0.00E+00
Br-84	0.00E+00	0.00E+00	0.00E+00	0.00E+00	0.00E+00	0.00E+00	0.00E+00
Br-85	0.00E+00	0.00E+00	0.00E+00	0.00E+00	0.00E+00	0.00E+00	0.00E+00
Rb-86	0.00E+00	1.54E+08	7.24E+07	0.00E+00	0.00E+00	0.00E+00	2.28E+07
Rb-88	0.00E+00	0.00E+00	0.00E+00	0.00E+00	0.00E+00	0.00E+00	0.00E+00
Rb-89	0.00E+00	0.00E+00	0.00E+00	0.00E+00	0.00E+00	0.00E+00	0.00E+00
Sr-89	1.24E+10	0.00E+00	3.55E+08	0.00E+00	0.00E+00	0.00E+00	1.48E+09
Sr-90	9.42E+11	0.00E+00	1.88E+10	0.00E+00	0.00E+00	0.00E+00	2.15E+10
Sr-91	0.00E+00	0.00E+00	0.00E+00	0.00E+00	0.00E+00	0.00E+00	0.00E+00
Sr-92	0.00E+00	0.00E+00	0.00E+00	0.00E+00	0.00E+00	0.00E+00	0.00E+00
Y-90	3.15E-02	0.00E+00	8.49E-04	0.00E+00	0.00E+00	0.00E+00	2.60E+02
Y-91m	0.00E+00	0.00E+00	0.00E+00	0.00E+00	0.00E+00	0.00E+00	0.00E+00
Y-91	6.49E+06	0.00E+00	1.74E+05	0.00E+00	0.00E+00	0.00E+00	2.66E+09
Y-92	0.00E+00	0.00E+00	0.00E+00	0.00E+00	0.00E+00	0.00E+00	0.00E+00



OFFSITE DOSE CALCULATION MANUAL

TABLE 10-16  
 $R_{io}$ , PRODUCE PATHWAY DOSE FACTORS – TEEN

NUCLIDE	BONE	LIVER	T. BODY	THYROID	KIDNEY	LUNG	GILLI
Y-93	0.00E+00	0.00E+00	0.00E+00	0.00E+00	0.00E+00	0.00E+00	0.00E+00
Zr-95	1.44E+06	4.53E+05	3.12E+05	0.00E+00	6.66E+05	0.00E+00	1.05E+09
Zr-97	0.00E+00	0.00E+00	0.00E+00	0.00E+00	0.00E+00	0.00E+00	7.96E-18
Nb-95	1.47E+05	8.17E+04	4.50E+04	0.00E+00	7.92E+04	0.00E+00	3.49E+08
Nb-97	0.00E+00	0.00E+00	0.00E+00	0.00E+00	0.00E+00	0.00E+00	0.00E+00
Mo-99	0.00E+00	2.22E+01	4.23E+00	0.00E+00	5.08E+01	0.00E+00	3.97E+01
Tc-99m	0.00E+00	0.00E+00	0.00E+00	0.00E+00	0.00E+00	0.00E+00	0.00E+00
Tc-99	5.65E+07	8.29E+07	2.26E+07	0.00E+00	1.05E+09	8.58E+06	2.03E+09
Tc-101	0.00E+00	0.00E+00	0.00E+00	0.00E+00	0.00E+00	0.00E+00	0.00E+00
Ru-103	5.49E+06	0.00E+00	2.31E+06	0.00E+00	1.90E+07	0.00E+00	4.51E+08
Ru-105	0.00E+00	0.00E+00	0.00E+00	0.00E+00	0.00E+00	0.00E+00	0.00E+00
Ru-106	2.86E+08	0.00E+00	3.60E+07	0.00E+00	5.51E+08	0.00E+00	1.37E+10
Rh-105	1.25E-06	9.05E-07	5.94E-07	0.00E+00	3.84E-06	0.00E+00	1.15E-04
Ag-110m	1.48E+07	1.40E+07	8.49E+06	0.00E+00	2.66E+07	0.00E+00	3.92E+09
Sn-113	5.20E+07	1.04E+07	1.71E+08	5.01E+06	1.35E+07	6.12E+06	1.84E+09
Sn-117m	3.65E+06	1.57E+05	6.29E+06	2.93E+04	2.22E+05	5.36E+04	7.08E+07
Sb-122	2.19E+00	1.50E+00	2.42E+01	3.00E-01	9.80E-01	4.04E-01	2.54E+02
Sb-124	1.28E+08	2.37E+06	5.01E+07	2.91E+05	0.00E+00	1.12E+08	2.59E+09
Sb-125	1.93E+08	2.11E+06	4.51E+07	1.84E+05	0.00E+00	1.70E+08	1.50E+09
Te-125m	1.58E+08	5.68E+07	2.11E+07	4.41E+07	0.00E+00	0.00E+00	4.66E+08
Te-127m	7.05E+08	2.50E+08	8.38E+07	1.68E+08	2.86E+09	0.00E+00	1.76E+09
Te-127	0.00E+00	0.00E+00	0.00E+00	0.00E+00	0.00E+00	0.00E+00	0.00E+00
Te-129m	3.26E+08	1.21E+08	5.15E+07	1.05E+08	1.36E+09	0.00E+00	1.22E+09
Te-129	0.00E+00	0.00E+00	0.00E+00	0.00E+00	0.00E+00	0.00E+00	0.00E+00
Te-131m	7.93E-07	3.80E-07	3.17E-07	5.72E-07	3.97E-06	0.00E+00	3.05E-05
Te-131	0.00E+00	0.00E+00	0.00E+00	0.00E+00	0.00E+00	0.00E+00	0.00E+00
Te-132	1.31E+02	8.31E+01	7.82E+01	8.76E+01	7.97E+02	0.00E+00	2.63E+03
I-130	0.00E+00	0.00E+00	0.00E+00	0.00E+00	0.00E+00	0.00E+00	0.00E+00
I-131	2.49E+06	3.49E+06	1.87E+06	1.02E+09	6.01E+06	0.00E+00	6.90E+05
I-132	0.00E+00	0.00E+00	0.00E+00	0.00E+00	0.00E+00	0.00E+00	0.00E+00
I-133	3.53E-14	6.00E-14	1.83E-14	8.37E-12	1.05E-13	0.00E+00	4.54E-14
I-134	0.00E+00	0.00E+00	0.00E+00	0.00E+00	0.00E+00	0.00E+00	0.00E+00
I-135	0.00E+00	0.00E+00	0.00E+00	0.00E+00	0.00E+00	0.00E+00	0.00E+00
Cs-134	6.33E+09	1.49E+10	6.91E+09	0.00E+00	4.74E+09	1.81E+09	1.85E+08
Cs-134m	0.00E+00	0.00E+00	0.00E+00	0.00E+00	0.00E+00	0.00E+00	0.00E+00
Cs-136	1.47E+07	5.80E+07	3.89E+07	0.00E+00	3.16E+07	4.97E+06	4.66E+06
Cs-137	9.73E+09	1.29E+10	4.51E+09	0.00E+00	4.40E+09	1.71E+09	1.84E+08

OFFSITE DOSE CALCULATION MANUAL

---

TABLE 10-16  
 $R_{io}$ , PRODUCE PATHWAY DOSE FACTORS – TEEN

NUCLIDE	BONE	LIVER	T. BODY	THYROID	KIDNEY	LUNG	GILLI
Cs-138	0.00E+00	0.00E+00	0.00E+00	0.00E+00	0.00E+00	0.00E+00	0.00E+00
Ba-139	0.00E+00	0.00E+00	0.00E+00	0.00E+00	0.00E+00	0.00E+00	0.00E+00
Ba-140	4.33E+07	5.30E+04	2.79E+06	0.00E+00	1.80E+04	3.57E+04	6.67E+07
Ba-141	0.00E+00	0.00E+00	0.00E+00	0.00E+00	0.00E+00	0.00E+00	0.00E+00
Ba-142	0.00E+00	0.00E+00	0.00E+00	0.00E+00	0.00E+00	0.00E+00	0.00E+00
La-140	5.36E-07	2.63E-07	7.01E-08	0.00E+00	0.00E+00	0.00E+00	1.51E-02
La-142	0.00E+00	0.00E+00	0.00E+00	0.00E+00	0.00E+00	0.00E+00	0.00E+00
Ce-141	2.13E+05	1.42E+05	1.63E+04	0.00E+00	6.70E+04	0.00E+00	4.07E+08
Ce-143	1.34E-09	9.78E-07	1.09E-10	0.00E+00	4.39E-10	0.00E+00	2.94E-05
Ce-144	4.59E+07	1.90E+07	2.47E+06	0.00E+00	1.13E+07	0.00E+00	1.15E+10
Pr-143	2.51E+04	1.00E+04	1.25E+03	0.00E+00	5.82E+03	0.00E+00	8.25E+07
Pr-144	0.00E+00	0.00E+00	0.00E+00	0.00E+00	0.00E+00	0.00E+00	0.00E+00
Nd-147	7.80E+03	8.48E+03	5.08E+02	0.00E+00	4.98E+03	0.00E+00	3.06E+07
Eu-152	1.96E+07	4.72E+06	4.16E+06	0.00E+00	2.19E+07	0.00E+00	1.74E+09
W-187	5.91E-13	4.82E-13	1.69E-13	0.00E+00	0.00E+00	0.00E+00	1.30E-10
U-235	9.31E+10	0.00E+00	5.67E+09	0.00E+00	2.18E+10	0.00E+00	6.76E+09
U-238	8.90E+10	0.00E+00	5.30E+09	0.00E+00	2.04E+10	0.00E+00	4.76E+09
Np-239	4.53E-04	4.27E-05	2.37E-05	0.00E+00	1.34E-04	0.00E+00	6.88E+00
Am-241	6.85E+10	2.62E+10	4.57E+09	0.00E+00	3.43E+10	0.00E+00	6.26E+09

OFFSITE DOSE CALCULATION MANUAL

TABLE 10-17  
 $R_{io}$ , PRODUCE PATHWAY DOSE FACTORS – CHILD

{m<sup>2</sup>-mrem/yr per  $\mu$ Ci/s (mrem/yr per  $\mu$ Ci/m<sup>3</sup> for <sup>3</sup>H-3 and <sup>14</sup>C)}

NUCLIDE	BONE	LIVER	T. BODY	THYROID	KIDNEY	LUNG	GILLI
H-3	0.00E+00	3.10E+03	3.10E+03	3.10E+03	3.10E+03	3.10E+03	3.10E+03
C-14	3.29E+06	6.58E+05	6.58E+05	6.58E+05	6.58E+05	6.58E+05	6.58E+05
F-18	0.00E+00	0.00E+00	0.00E+00	0.00E+00	0.00E+00	0.00E+00	0.00E+00
Na-22	4.20E+09	4.20E+09	4.20E+09	4.20E+09	4.20E+09	4.20E+09	4.20E+09
Na-24	0.00E+00	0.00E+00	0.00E+00	0.00E+00	0.00E+00	0.00E+00	0.00E+00
Sc-46	6.87E+05	9.42E+05	3.63E+05	0.00E+00	8.33E+05	0.00E+00	1.38E+09
P-32	1.70E+09	7.96E+07	6.56E+07	0.00E+00	0.00E+00	0.00E+00	4.70E+07
Cr-51	0.00E+00	0.00E+00	8.98E+04	4.99E+04	1.36E+04	9.10E+04	4.76E+06
Mn-54	0.00E+00	6.08E+08	1.62E+08	0.00E+00	1.70E+08	0.00E+00	5.10E+08
Mn-56	0.00E+00	0.00E+00	0.00E+00	0.00E+00	0.00E+00	0.00E+00	0.00E+00
Fe-55	7.15E+08	3.79E+08	1.17E+08	0.00E+00	0.00E+00	2.14E+08	7.02E+07
Fe-59	3.33E+08	5.39E+08	2.69E+08	0.00E+00	0.00E+00	1.56E+08	5.62E+08
Co-57	0.00E+00	2.68E+07	5.42E+07	0.00E+00	0.00E+00	0.00E+00	2.19E+08
Co-58	0.00E+00	5.62E+07	1.72E+08	0.00E+00	0.00E+00	0.00E+00	3.28E+08
Co-60	0.00E+00	3.53E+08	1.04E+09	0.00E+00	0.00E+00	0.00E+00	1.96E+09
Ni-63	4.27E+10	2.29E+09	1.45E+09	0.00E+00	0.00E+00	0.00E+00	1.54E+08
Ni-65	0.00E+00	0.00E+00	0.00E+00	0.00E+00	0.00E+00	0.00E+00	0.00E+00
Cu-64	0.00E+00	0.00E+00	0.00E+00	0.00E+00	0.00E+00	0.00E+00	0.00E+00
Zn-65	9.52E+08	2.54E+09	1.58E+09	0.00E+00	1.60E+09	0.00E+00	4.46E+08
Zn-69m	0.00E+00	0.00E+00	0.00E+00	0.00E+00	0.00E+00	0.00E+00	0.00E+00
Zn-69	0.00E+00	0.00E+00	0.00E+00	0.00E+00	0.00E+00	0.00E+00	0.00E+00
As-76	2.20E-10	6.11E-10	3.54E-09	2.08E-10	6.72E-10	2.08E-10	3.18E-08
Br-82	0.00E+00	0.00E+00	2.70E-05	0.00E+00	0.00E+00	0.00E+00	0.00E+00
Br-83	0.00E+00	0.00E+00	0.00E+00	0.00E+00	0.00E+00	0.00E+00	0.00E+00
Br-84	0.00E+00	0.00E+00	0.00E+00	0.00E+00	0.00E+00	0.00E+00	0.00E+00
Br-85	0.00E+00	0.00E+00	0.00E+00	0.00E+00	0.00E+00	0.00E+00	0.00E+00
Rb-86	0.00E+00	2.86E+08	1.76E+08	0.00E+00	0.00E+00	0.00E+00	1.84E+07
Rb-88	0.00E+00	0.00E+00	0.00E+00	0.00E+00	0.00E+00	0.00E+00	0.00E+00
Rb-89	0.00E+00	0.00E+00	0.00E+00	0.00E+00	0.00E+00	0.00E+00	0.00E+00
Sr-89	3.07E+10	0.00E+00	8.77E+08	0.00E+00	0.00E+00	0.00E+00	1.19E+09
Sr-90	1.95E+12	0.00E+00	3.92E+10	0.00E+00	0.00E+00	0.00E+00	1.74E+10
Sr-91	0.00E+00	0.00E+00	0.00E+00	0.00E+00	0.00E+00	0.00E+00	0.00E+00
Sr-92	0.00E+00	0.00E+00	0.00E+00	0.00E+00	0.00E+00	0.00E+00	0.00E+00
Y-90	7.81E-02	0.00E+00	2.09E-03	0.00E+00	0.00E+00	0.00E+00	2.22E+02
Y-91m	0.00E+00	0.00E+00	0.00E+00	0.00E+00	0.00E+00	0.00E+00	0.00E+00
Y-91	1.61E+07	0.00E+00	4.29E+05	0.00E+00	0.00E+00	0.00E+00	2.14E+09
Y-92	0.00E+00	0.00E+00	0.00E+00	0.00E+00	0.00E+00	0.00E+00	0.00E+00

OFFSITE DOSE CALCULATION MANUAL

TABLE 10-17  
 $R_{io}$ , PRODUCE PATHWAY DOSE FACTORS – CHILD

NUCLIDE	BONE	LIVER	T. BODY	THYROID	KIDNEY	LUNG	GI-LLI
Y-93	0.00E+00	0.00E+00	0.00E+00	0.00E+00	0.00E+00	0.00E+00	0.00E+00
Zr-95	3.34E+06	7.34E+05	6.53E+05	0.00E+00	1.05E+06	0.00E+00	7.65E+08
Zr-97	0.00E+00	0.00E+00	0.00E+00	0.00E+00	0.00E+00	0.00E+00	7.92E-18
Nb-95	3.33E+05	1.29E+05	9.25E+04	0.00E+00	1.22E+05	0.00E+00	2.39E+08
Nb-97	0.00E+00	0.00E+00	0.00E+00	0.00E+00	0.00E+00	0.00E+00	0.00E+00
Mo-99	0.00E+00	4.04E+01	9.99E+00	0.00E+00	8.63E+01	0.00E+00	3.34E+01
Tc-99m	0.00E+00	0.00E+00	0.00E+00	0.00E+00	0.00E+00	0.00E+00	0.00E+00
Tc-99	1.39E+08	1.55E+08	5.55E+07	0.00E+00	1.83E+09	1.37E+07	1.63E+09
Tc-101	0.00E+00	0.00E+00	0.00E+00	0.00E+00	0.00E+00	0.00E+00	0.00E+00
Ru-103	1.28E+07	0.00E+00	4.91E+06	0.00E+00	3.21E+07	0.00E+00	3.30E+08
Ru-105	0.00E+00	0.00E+00	0.00E+00	0.00E+00	0.00E+00	0.00E+00	0.00E+00
Ru-106	7.04E+08	0.00E+00	8.78E+07	0.00E+00	9.50E+08	0.00E+00	1.09E+10
Rh-105	3.07E-06	1.65E-06	1.41E-06	0.00E+00	6.57E-06	0.00E+00	1.02E-04
Ag-110m	3.20E+07	2.16E+07	1.73E+07	0.00E+00	4.03E+07	0.00E+00	2.57E+09
Sn-113	1.21E+08	2.60E+07	3.98E+08	1.04E+07	2.76E+07	1.30E+07	4.44E+09
Sn-117m	9.44E+06	4.48E+05	1.48E+07	7.08E+04	4.54E+05	1.30E+05	1.71E+08
Sb-122	5.23E+00	3.14E+00	5.81E+01	6.84E-01	1.80E+00	8.95E-01	6.28E+02
Sb-124	3.04E+08	3.94E+06	1.07E+08	6.71E+05	0.00E+00	1.69E+08	1.90E+09
Sb-125	4.60E+08	3.54E+06	9.63E+07	4.26E+05	0.00E+00	2.56E+08	1.10E+09
Te-125m	3.88E+08	1.05E+08	5.17E+07	1.09E+08	0.00E+00	0.00E+00	3.74E+08
Te-127m	1.74E+09	4.68E+08	2.06E+08	4.16E+08	4.96E+09	0.00E+00	1.41E+09
Te-127	0.00E+00	0.00E+00	0.00E+00	0.00E+00	0.00E+00	0.00E+00	0.00E+00
Te-129m	8.04E+08	2.25E+08	1.25E+08	2.59E+08	2.36E+09	0.00E+00	9.81E+08
Te-129	0.00E+00	0.00E+00	0.00E+00	0.00E+00	0.00E+00	0.00E+00	0.00E+00
Te-131m	1.93E-06	6.68E-07	7.11E-07	1.37E-06	6.47E-06	0.00E+00	2.71E-05
Te-131	0.00E+00	0.00E+00	0.00E+00	0.00E+00	0.00E+00	0.00E+00	0.00E+00
Te-132	3.14E+02	1.39E+02	1.68E+02	2.02E+02	1.29E+03	0.00E+00	1.40E+03
I-130	0.00E+00	0.00E+00	0.00E+00	0.00E+00	0.00E+00	0.00E+00	0.00E+00
I-131	6.05E+06	6.08E+06	3.46E+06	2.01E+09	9.99E+06	0.00E+00	5.42E+05
I-132	0.00E+00	0.00E+00	0.00E+00	0.00E+00	0.00E+00	0.00E+00	0.00E+00
I-133	8.49E-14	1.06E-13	4.02E-14	1.97E-11	1.77E-13	0.00E+00	4.28E-14
I-134	0.00E+00	0.00E+00	0.00E+00	0.00E+00	0.00E+00	0.00E+00	0.00E+00
I-135	0.00E+00	0.00E+00	0.00E+00	0.00E+00	0.00E+00	0.00E+00	0.00E+00
Cs-134	1.46E+10	2.40E+10	5.06E+09	0.00E+00	7.43E+09	2.67E+09	1.29E+08
Cs-134m	0.00E+00	0.00E+00	0.00E+00	0.00E+00	0.00E+00	0.00E+00	0.00E+00
Cs-136	3.33E+07	9.14E+07	5.92E+07	0.00E+00	4.87E+07	7.26E+06	3.21E+06
Cs-137	2.34E+10	2.24E+10	3.31E+09	0.00E+00	7.31E+09	2.63E+09	1.41E+08

OFFSITE DOSE CALCULATION MANUAL

TABLE 10-17  
 $R_{io}$ , PRODUCE PATHWAY DOSE FACTORS – CHILD

NUCLIDE	BONE	LIVER	T. BODY	THYROID	KIDNEY	LUNG	GILLI
Cs-138	0.00E+00	0.00E+00	0.00E+00	0.00E+00	0.00E+00	0.00E+00	0.00E+00
Ba-139	0.00E+00	0.00E+00	0.00E+00	0.00E+00	0.00E+00	0.00E+00	0.00E+00
Ba-140	1.05E+08	9.16E+04	6.10E+06	0.00E+00	2.98E+04	5.46E+04	5.29E+07
Ba-141	0.00E+00	0.00E+00	0.00E+00	0.00E+00	0.00E+00	0.00E+00	0.00E+00
Ba-142	0.00E+00	0.00E+00	0.00E+00	0.00E+00	0.00E+00	0.00E+00	0.00E+00
La-140	1.28E-06	4.49E-07	1.51E-07	0.00E+00	0.00E+00	0.00E+00	1.25E-02
La-142	0.00E+00	0.00E+00	0.00E+00	0.00E+00	0.00E+00	0.00E+00	0.00E+00
Ce-141	5.25E+05	2.62E+05	3.89E+04	0.00E+00	1.15E+05	0.00E+00	3.27E+08
Ce-143	3.30E-09	1.79E-06	2.59E-10	0.00E+00	7.51E-10	0.00E+00	2.62E-05
Ce-144	1.13E+08	3.55E+07	6.04E+06	0.00E+00	1.96E+07	0.00E+00	9.25E+09
Pr-143	6.21E+04	1.87E+04	3.08E+03	0.00E+00	1.01E+04	0.00E+00	6.70E+07
Pr-144	0.00E+00	0.00E+00	0.00E+00	0.00E+00	0.00E+00	0.00E+00	0.00E+00
Nd-147	1.91E+04	1.55E+04	1.20E+03	0.00E+00	8.51E+03	0.00E+00	2.46E+07
Eu-152	4.06E+07	7.40E+06	8.78E+06	0.00E+00	3.12E+07	0.00E+00	1.22E+09
W-187	1.43E-12	8.49E-13	3.81E-13	0.00E+00	0.00E+00	0.00E+00	1.22E-10
U-235	2.30E+11	0.00E+00	1.39E+10	0.00E+00	3.78E+10	0.00E+00	5.41E+09
U-238	2.20E+11	0.00E+00	1.31E+10	0.00E+00	3.53E+10	0.00E+00	3.81E+09
Np-239	1.12E-03	8.01E-05	5.63E-05	0.00E+00	2.32E-04	0.00E+00	5.93E+00
Am-241	9.38E+10	4.20E+10	6.69E+09	0.00E+00	4.09E+10	0.00E+00	5.01E+09



OFFSITE DOSE CALCULATION MANUAL

TABLE 10-18  
 $R_{io}$ , LEAFY VEGETABLE PATHWAY DOSE FACTORS – ADULT

{m<sup>2</sup>-mrem/yr per  $\mu$ Ci/s (mrem/yr per  $\mu$ Ci/m<sup>3</sup> for <sup>3</sup>H-3 and <sup>14</sup>C)}

NUCLIDE	BONE	LIVER	T. BODY	THYROID	KIDNEY	LUNG	GILLI
H-3	0.00E+00	2.61E+02	2.61E+02	2.61E+02	2.61E+02	2.61E+02	2.61E+02
C-14	1.25E+05	2.50E+04	2.50E+04	2.50E+04	2.50E+04	2.50E+04	2.50E+04
F-18	4.24E+00	0.00E+00	4.71E-01	0.00E+00	0.00E+00	0.00E+00	1.26E-01
Na-22	2.10E+08	2.10E+08	2.10E+08	2.10E+08	2.10E+08	2.10E+08	2.10E+08
Na-24	2.66E+05	2.66E+05	2.66E+05	2.66E+05	2.66E+05	2.66E+05	2.66E+05
Sc-46	5.07E+04	9.84E+04	2.86E+04	0.00E+00	9.19E+04	0.00E+00	4.79E+08
P-32	1.13E+09	7.03E+07	4.37E+07	0.00E+00	0.00E+00	0.00E+00	1.27E+08
Cr-51	0.00E+00	0.00E+00	1.90E+04	1.14E+04	4.19E+03	2.53E+04	4.79E+06
Mn-54	0.00E+00	4.79E+07	9.15E+06	0.00E+00	1.43E+07	0.00E+00	1.47E+08
Mn-56	0.00E+00	1.54E+01	2.74E+00	0.00E+00	1.96E+01	0.00E+00	4.92E+02
Fe-55	2.88E+07	1.99E+07	4.65E+06	0.00E+00	0.00E+00	1.11E+07	1.14E+07
Fe-59	3.56E+07	8.36E+07	3.21E+07	0.00E+00	0.00E+00	2.34E+07	2.79E+08
Co-57	0.00E+00	1.79E+06	2.97E+06	0.00E+00	0.00E+00	0.00E+00	4.54E+07
Co-58	0.00E+00	6.70E+06	1.50E+07	0.00E+00	0.00E+00	0.00E+00	1.36E+08
Co-60	0.00E+00	2.36E+07	5.21E+07	0.00E+00	0.00E+00	0.00E+00	4.44E+08
Ni-63	1.67E+09	1.16E+08	5.61E+07	0.00E+00	0.00E+00	0.00E+00	2.42E+07
Ni-65	5.91E+01	7.68E+00	3.51E+00	0.00E+00	0.00E+00	0.00E+00	1.95E+02
Cu-64	0.00E+00	9.19E+03	4.31E+03	0.00E+00	2.32E+04	0.00E+00	7.84E+05
Zn-65	6.44E+07	2.05E+08	9.26E+07	0.00E+00	1.37E+08	0.00E+00	1.29E+08
Zn-69m	2.27E+04	5.44E+04	4.98E+03	0.00E+00	3.30E+04	0.00E+00	3.32E+06
Zn-69	5.89E-06	1.13E-05	7.83E-07	0.00E+00	7.31E-06	0.00E+00	1.69E-06
As-76	1.76E+05	5.11E+05	2.55E+06	1.53E+05	6.22E+05	1.60E+05	2.23E+07
Br-82	0.00E+00	0.00E+00	1.55E+06	0.00E+00	0.00E+00	0.00E+00	1.78E+06
Br-83	0.00E+00	0.00E+00	3.21E+00	0.00E+00	0.00E+00	0.00E+00	4.62E+00
Br-84	0.00E+00	0.00E+00	2.21E-11	0.00E+00	0.00E+00	0.00E+00	1.73E-16
Br-85	0.00E+00	0.00E+00	0.00E+00	0.00E+00	0.00E+00	0.00E+00	0.00E+00
Rb-86	0.00E+00	1.31E+08	6.09E+07	0.00E+00	0.00E+00	0.00E+00	2.58E+07
Rb-88	0.00E+00	0.00E+00	0.00E+00	0.00E+00	0.00E+00	0.00E+00	0.00E+00
Rb-89	0.00E+00	0.00E+00	0.00E+00	0.00E+00	0.00E+00	0.00E+00	0.00E+00
Sr-89	2.61E+09	0.00E+00	7.48E+07	0.00E+00	0.00E+00	0.00E+00	4.18E+08
Sr-90	1.08E+11	0.00E+00	2.17E+09	0.00E+00	0.00E+00	0.00E+00	2.71E+09
Sr-91	3.02E+05	0.00E+00	1.22E+04	0.00E+00	0.00E+00	0.00E+00	1.44E+06
Sr-92	4.15E+02	0.00E+00	1.79E+01	0.00E+00	0.00E+00	0.00E+00	8.22E+03
Y-90	1.33E+04	0.00E+00	3.56E+02	0.00E+00	0.00E+00	0.00E+00	1.41E+08
Y-91m	4.74E-09	0.00E+00	1.83E-10	0.00E+00	0.00E+00	0.00E+00	1.39E-08
Y-91	1.22E+06	0.00E+00	3.28E+04	0.00E+00	0.00E+00	0.00E+00	6.74E+08
Y-92	8.96E-01	0.00E+00	2.62E-02	0.00E+00	0.00E+00	0.00E+00	1.57E+04

OFFSITE DOSE CALCULATION MANUAL

TABLE 10-18  
 $R_{io}$ , LEAFY VEGETABLE PATHWAY DOSE FACTORS – ADULT

NUCLIDE	BONE	LIVER	T. BODY	THYROID	KIDNEY	LUNG	GILLI
Y-93	1.73E+02	0.00E+00	4.77E+00	0.00E+00	0.00E+00	0.00E+00	5.48E+06
Zr-95	2.68E+05	8.60E+04	5.82E+04	0.00E+00	1.35E+05	0.00E+00	2.73E+08
Zr-97	3.32E+02	6.70E+01	3.06E+01	0.00E+00	1.01E+02	0.00E+00	2.07E+07
Nb-95	4.79E+04	2.67E+04	1.43E+04	0.00E+00	2.64E+04	0.00E+00	1.62E+08
Nb-97	2.84E-06	7.19E-07	2.63E-07	0.00E+00	8.39E-07	0.00E+00	2.65E-03
Mo-99	0.00E+00	6.17E+06	1.17E+06	0.00E+00	1.40E+07	0.00E+00	1.43E+07
Tc-99m	3.08E+00	8.69E+00	1.11E+02	0.00E+00	1.32E+02	4.26E+00	5.14E+03
Tc-99	5.27E+06	7.84E+06	2.12E+06	0.00E+00	9.86E+07	6.66E+05	2.56E+08
Tc-101	0.00E+00	0.00E+00	0.00E+00	0.00E+00	0.00E+00	0.00E+00	0.00E+00
Ru-103	1.48E+06	0.00E+00	6.38E+05	0.00E+00	5.66E+06	0.00E+00	1.73E+08
Ru-105	5.30E+01	0.00E+00	2.09E+01	0.00E+00	6.85E+02	0.00E+00	3.24E+04
Ru-106	2.99E+07	0.00E+00	3.78E+06	0.00E+00	5.77E+07	0.00E+00	1.94E+09
Rh-105	1.29E+05	9.41E+04	6.20E+04	0.00E+00	4.00E+05	0.00E+00	1.50E+07
Ag-110m	1.81E+06	1.68E+06	9.96E+05	0.00E+00	3.30E+06	0.00E+00	6.84E+08
Sn-113	9.20E+06	1.56E+06	2.58E+07	8.14E+05	2.12E+06	9.56E+05	2.83E+08
Sn-117m	9.66E+06	3.29E+05	1.37E+07	6.57E+04	5.03E+05	1.04E+05	1.55E+08
Sb-122	9.39E+05	5.17E+05	8.87E+06	1.10E+05	3.65E+05	1.41E+05	9.39E+07
Sb-124	2.45E+07	4.63E+05	9.71E+06	5.94E+04	0.00E+00	1.91E+07	6.96E+08
Sb-125	1.94E+07	2.17E+05	4.61E+06	1.97E+04	0.00E+00	1.49E+07	2.13E+08
Te-125m	2.99E+07	1.08E+07	4.00E+06	8.98E+06	1.21E+08	0.00E+00	1.19E+08
Te-127m	9.59E+07	3.43E+07	1.17E+07	2.45E+07	3.90E+08	0.00E+00	3.22E+08
Te-127	6.01E+03	2.16E+03	1.30E+03	4.46E+03	2.45E+04	0.00E+00	4.75E+05
Te-129m	1.04E+08	3.87E+07	1.64E+07	3.57E+07	4.33E+08	0.00E+00	5.23E+08
Te-129	7.52E-04	2.83E-04	1.83E-04	5.77E-04	3.16E-03	0.00E+00	5.68E-04
Te-131m	1.08E+06	5.27E+05	4.39E+05	8.34E+05	5.34E+06	0.00E+00	5.23E+07
Te-131	1.32E-15	5.49E-16	4.15E-16	1.08E-15	5.76E-15	0.00E+00	1.86E-16
Te-132	4.50E+06	2.91E+06	2.73E+06	3.21E+06	2.80E+07	0.00E+00	1.38E+08
I-130	1.95E+05	5.75E+05	2.27E+05	4.87E+07	8.98E+05	0.00E+00	4.95E+05
I-131	3.88E+07	5.55E+07	3.18E+07	1.82E+10	9.51E+07	0.00E+00	1.46E+07
I-132	2.59E+01	6.93E+01	2.42E+01	2.42E+03	1.10E+02	0.00E+00	1.30E+01
I-133	1.04E+06	1.81E+06	5.51E+05	2.66E+08	3.15E+06	0.00E+00	1.62E+06
I-134	4.42E-05	1.20E-04	4.30E-05	2.08E-03	1.91E-04	0.00E+00	1.05E-07
I-135	1.89E+04	4.94E+04	1.82E+04	3.26E+06	7.92E+04	0.00E+00	5.58E+04
Cs-134	6.64E+08	1.58E+09	1.29E+09	0.00E+00	5.11E+08	1.70E+08	2.76E+07
Cs-134m	6.57E+00	1.38E+01	7.06E+00	0.00E+00	7.50E+00	1.18E+00	4.87E+00
Cs-136	3.34E+07	1.32E+08	9.49E+07	0.00E+00	7.33E+07	1.00E+07	1.50E+07
Cs-137	9.29E+08	1.27E+09	8.32E+08	0.00E+00	4.31E+08	1.43E+08	2.46E+07

OFFSITE DOSE CALCULATION MANUAL

TABLE 10-18  
 $R_{io}$ , LEAFY VEGETABLE PATHWAY DOSE FACTORS – ADULT

NUCLIDE	BONE	LIVER	T. BODY	THYROID	KIDNEY	LUNG	G-LLI
Cs-138	3.39E-11	6.70E-11	3.32E-11	0.00E+00	4.92E-11	4.86E-12	2.86E-16
Ba-139	2.99E-02	2.13E-05	8.77E-04	0.00E+00	1.99E-05	1.21E-05	5.31E-02
Ba-140	1.02E+08	1.28E+05	6.70E+06	0.00E+00	4.36E+04	7.35E+04	2.10E+08
Ba-141	0.00E+00	0.00E+00	0.00E+00	0.00E+00	0.00E+00	0.00E+00	0.00E+00
Ba-142	0.00E+00	0.00E+00	0.00E+00	0.00E+00	0.00E+00	0.00E+00	0.00E+00
La-140	1.98E+03	9.97E+02	2.63E+02	0.00E+00	0.00E+00	0.00E+00	7.32E+07
La-142	1.33E-04	6.04E-05	1.50E-05	0.00E+00	0.00E+00	0.00E+00	4.41E-01
Ce-141	7.05E+04	4.77E+04	5.41E+03	0.00E+00	2.22E+04	0.00E+00	1.82E+08
Ce-143	9.98E+02	7.38E+05	8.16E+01	0.00E+00	3.25E+02	0.00E+00	2.76E+07
Ce-144	4.96E+06	2.08E+06	2.67E+05	0.00E+00	1.23E+06	0.00E+00	1.68E+09
Pr-143	4.80E+04	1.92E+04	2.38E+03	0.00E+00	1.11E+04	0.00E+00	2.10E+08
Pr-144	0.00E+00	0.00E+00	0.00E+00	0.00E+00	0.00E+00	0.00E+00	0.00E+00
Nd-147	2.90E+04	3.35E+04	2.00E+03	0.00E+00	1.96E+04	0.00E+00	1.61E+08
Eu-152	2.12E+06	4.79E+05	4.21E+05	0.00E+00	2.97E+06	0.00E+00	2.76E+08
W-187	3.81E+04	3.19E+04	1.11E+04	0.00E+00	0.00E+00	0.00E+00	1.04E+07
U-235	8.74E+09	0.00E+00	5.30E+08	0.00E+00	2.04E+09	0.00E+00	8.52E+08
U-238	8.37E+09	0.00E+00	4.95E+08	0.00E+00	1.91E+09	0.00E+00	6.00E+08
Np-239	1.43E+03	1.40E+02	7.73E+01	0.00E+00	4.37E+02	0.00E+00	2.88E+07
Am-241	8.70E+09	3.06E+09	5.75E+08	0.00E+00	4.33E+09	0.00E+00	7.89E+08

OFFSITE DOSE CALCULATION MANUAL

TABLE 10-19  
 $R_{io}$ , LEAFY VEGETABLE PATHWAY DOSE FACTORS – TEEN

{m<sup>2</sup>-mrem/yr per  $\mu$ Ci/s (mrem/yr per  $\mu$ Ci/m<sup>3</sup> for <sup>3</sup>H-3 and <sup>14</sup>C)}

NUCLIDE	BONE	LIVER	T. BODY	THYROID	KIDNEY	LUNG	GILLI
H-3	0.00E+00	1.73E+02	1.73E+02	1.73E+02	1.73E+02	1.73E+02	1.73E+02
C-14	1.17E+05	2.34E+04	2.34E+04	2.34E+04	2.34E+04	2.34E+04	2.34E+04
F-18	3.86E+00	0.00E+00	4.23E-01	0.00E+00	0.00E+00	0.00E+00	3.47E-01
Na-22	1.85E+08	1.85E+08	1.85E+08	1.85E+08	1.85E+08	1.85E+08	1.85E+08
Na-24	2.37E+05	2.37E+05	2.37E+05	2.37E+05	2.37E+05	2.37E+05	2.37E+05
Sc-46	4.37E+04	8.51E+04	2.52E+04	0.00E+00	8.15E+04	0.00E+00	2.90E+08
P-32	1.06E+09	6.57E+07	4.11E+07	0.00E+00	0.00E+00	0.00E+00	8.91E+07
Cr-51	0.00E+00	0.00E+00	1.69E+04	9.39E+03	3.70E+03	2.41E+04	2.84E+06
Mn-54	0.00E+00	4.06E+07	8.05E+06	0.00E+00	1.21E+07	0.00E+00	8.33E+07
Mn-56	0.00E+00	1.39E+01	2.47E+00	0.00E+00	1.76E+01	0.00E+00	9.16E+02
Fe-55	2.60E+07	1.84E+07	4.30E+06	0.00E+00	0.00E+00	1.17E+07	7.98E+06
Fe-59	3.16E+07	7.37E+07	2.85E+07	0.00E+00	0.00E+00	2.32E+07	1.74E+08
Co-57	0.00E+00	1.60E+06	2.67E+06	0.00E+00	0.00E+00	0.00E+00	2.98E+07
Co-58	0.00E+00	5.74E+06	1.32E+07	0.00E+00	0.00E+00	0.00E+00	7.91E+07
Co-60	0.00E+00	2.04E+07	4.59E+07	0.00E+00	0.00E+00	0.00E+00	2.65E+08
Ni-63	1.50E+09	1.06E+08	5.07E+07	0.00E+00	0.00E+00	0.00E+00	1.68E+07
Ni-65	5.51E+01	7.03E+00	3.21E+00	0.00E+00	0.00E+00	0.00E+00	3.82E+02
Cu-64	0.00E+00	8.33E+03	3.92E+03	0.00E+00	2.11E+04	0.00E+00	6.46E+05
Zn-65	5.03E+07	1.75E+08	8.15E+07	0.00E+00	1.12E+08	0.00E+00	7.40E+07
Zn-69m	2.10E+04	4.96E+04	4.54E+03	0.00E+00	3.01E+04	0.00E+00	2.72E+06
Zn-69	5.51E-06	1.05E-05	7.35E-07	0.00E+00	6.86E-06	0.00E+00	1.93E-05
As-76	1.36E+05	4.29E+05	2.09E+06	1.26E+05	5.03E+05	1.26E+05	1.89E+07
Br-82	0.00E+00	0.00E+00	1.37E+06	0.00E+00	0.00E+00	0.00E+00	0.00E+00
Br-83	0.00E+00	0.00E+00	3.01E+00	0.00E+00	0.00E+00	0.00E+00	0.00E+00
Br-84	0.00E+00	0.00E+00	2.01E-11	0.00E+00	0.00E+00	0.00E+00	0.00E+00
Br-85	0.00E+00	0.00E+00	0.00E+00	0.00E+00	0.00E+00	0.00E+00	0.00E+00
Rb-86	0.00E+00	1.21E+08	5.69E+07	0.00E+00	0.00E+00	0.00E+00	1.79E+07
Rb-88	0.00E+00	0.00E+00	0.00E+00	0.00E+00	0.00E+00	0.00E+00	0.00E+00
Rb-89	0.00E+00	0.00E+00	0.00E+00	0.00E+00	0.00E+00	0.00E+00	0.00E+00
Sr-89	2.44E+09	0.00E+00	7.00E+07	0.00E+00	0.00E+00	0.00E+00	2.91E+08
Sr-90	8.29E+10	0.00E+00	1.66E+09	0.00E+00	0.00E+00	0.00E+00	2.57E+09
Sr-91	2.83E+05	0.00E+00	1.12E+04	0.00E+00	0.00E+00	0.00E+00	1.28E+06
Sr-92	3.86E+02	0.00E+00	1.65E+01	0.00E+00	0.00E+00	0.00E+00	9.84E+03
Y-90	1.24E+04	0.00E+00	3.34E+02	0.00E+00	0.00E+00	0.00E+00	1.02E+08
Y-91m	4.41E-09	0.00E+00	1.69E-10	0.00E+00	0.00E+00	0.00E+00	2.08E-07
Y-91	1.15E+06	0.00E+00	3.07E+04	0.00E+00	0.00E+00	0.00E+00	4.70E+08
Y-92	8.42E-01	0.00E+00	2.43E-02	0.00E+00	0.00E+00	0.00E+00	2.31E+04

OFFSITE DOSE CALCULATION MANUAL

TABLE 10-19  
 $R_{io}$ , LEAFY VEGETABLE PATHWAY DOSE FACTORS – TEEN

NUCLIDE	BONE	LIVER	T. BODY	THYROID	KIDNEY	LUNG	GILLI
Y-93	1.62E+02	0.00E+00	4.44E+00	0.00E+00	0.00E+00	0.00E+00	4.95E+06
Zr-95	2.39E+05	7.53E+04	5.18E+04	0.00E+00	1.11E+05	0.00E+00	1.74E+08
Zr-97	3.07E+02	6.08E+01	2.80E+01	0.00E+00	9.22E+01	0.00E+00	1.65E+07
Nb-95	4.16E+04	2.31E+04	1.27E+04	0.00E+00	2.24E+04	0.00E+00	9.86E+07
Nb-97	2.64E-06	6.55E-07	2.39E-07	0.00E+00	7.65E-07	0.00E+00	1.56E-02
Mo-99	0.00E+00	5.67E+06	1.08E+06	0.00E+00	1.30E+07	0.00E+00	1.02E+07
Tc-99m	2.71E+00	7.57E+00	9.81E+01	0.00E+00	1.13E+02	4.20E+00	4.97E+03
Tc-99	4.95E+06	7.28E+06	1.98E+06	0.00E+00	9.24E+07	7.52E+05	1.78E+08
Tc-101	0.00E+00	0.00E+00	0.00E+00	0.00E+00	0.00E+00	0.00E+00	0.00E+00
Ru-103	1.34E+06	0.00E+00	5.73E+05	0.00E+00	4.73E+06	0.00E+00	1.12E+08
Ru-105	4.93E+01	0.00E+00	1.91E+01	0.00E+00	6.22E+02	0.00E+00	3.98E+04
Ru-106	2.80E+07	0.00E+00	3.52E+06	0.00E+00	5.39E+07	0.00E+00	1.34E+09
Rh-105	1.21E+05	8.73E+04	5.72E+04	0.00E+00	3.71E+05	0.00E+00	1.11E+07
Ag-110m	1.52E+06	1.44E+06	8.78E+05	0.00E+00	2.75E+06	0.00E+00	4.05E+08
Sn-113	6.50E+06	1.30E+06	2.14E+07	6.27E+05	1.70E+06	7.66E+05	2.30E+08
Sn-117m	6.47E+06	2.79E+05	1.12E+07	5.20E+04	3.93E+05	9.51E+04	1.26E+08
Sb-122	6.51E+05	4.45E+05	7.19E+06	8.90E+04	2.91E+05	1.20E+05	7.53E+07
Sb-124	2.22E+07	4.09E+05	8.67E+06	5.04E+04	0.00E+00	1.94E+07	4.48E+08
Sb-125	1.76E+07	1.93E+05	4.12E+06	1.68E+04	0.00E+00	1.55E+07	1.37E+08
Te-125m	2.80E+07	1.01E+07	3.74E+06	7.83E+06	0.00E+00	0.00E+00	8.26E+07
Te-127m	8.99E+07	3.19E+07	1.07E+07	2.14E+07	3.65E+08	0.00E+00	2.24E+08
Te-127	5.67E+03	2.01E+03	1.22E+03	3.91E+03	2.30E+04	0.00E+00	4.38E+05
Te-129m	9.66E+07	3.59E+07	1.53E+07	3.12E+07	4.04E+08	0.00E+00	3.63E+08
Te-129	7.04E-04	2.63E-04	1.71E-04	5.03E-04	2.96E-03	0.00E+00	3.85E-03
Te-131m	9.97E+05	4.78E+05	3.99E+05	7.19E+05	4.99E+06	0.00E+00	3.84E+07
Te-131	1.22E-15	5.04E-16	3.82E-16	9.42E-16	5.34E-15	0.00E+00	1.00E-16
Te-132	4.09E+06	2.59E+06	2.44E+06	2.73E+06	2.48E+07	0.00E+00	8.20E+07
I-130	1.74E+05	5.04E+05	2.01E+05	4.11E+07	7.77E+06	0.00E+00	3.88E+05
I-131	3.58E+07	5.01E+07	2.69E+07	1.46E+10	8.63E+07	0.00E+00	9.92E+06
I-132	2.34E+01	6.11E+01	2.19E+01	2.06E+03	9.63E+01	0.00E+00	2.66E+01
I-133	9.65E+05	1.64E+06	4.99E+05	2.29E+08	2.87E+06	0.00E+00	1.24E+06
I-134	4.00E-05	1.06E-04	3.80E-05	1.77E-03	1.67E-04	0.00E+00	1.40E-06
I-135	1.70E+04	4.39E+04	1.63E+04	2.82E+06	6.93E+04	0.00E+00	4.86E+04
Cs-134	5.86E+08	1.38E+09	6.40E+08	0.00E+00	4.39E+08	1.67E+08	1.72E+07
Cs-134m	5.95E+00	1.23E+01	6.34E+00	0.00E+00	6.86E+00	1.20E+00	8.20E+00
Cs-136	2.89E+07	1.14E+08	7.64E+07	0.00E+00	6.19E+07	9.76E+06	9.15E+06
Cs-137	8.56E+08	1.14E+09	3.97E+08	0.00E+00	3.88E+08	1.51E+08	1.62E+07



OFFSITE DOSE CALCULATION MANUAL

TABLE 10-19  
 $R_{io}$ , LEAFY VEGETABLE PATHWAY DOSE FACTORS – TEEN

NUCLIDE	BONE	LIVER	T. BODY	THYROID	KIDNEY	LUNG	GILLI
Cs-138	3.13E-11	6.01E-11	3.01E-11	0.00E+00	4.44E-11	5.16E-12	2.73E-14
Ba-139	2.82E-02	1.98E-05	8.20E-04	0.00E+00	1.87E-05	1.37E-05	2.51E-01
Ba-140	9.38E+07	1.15E+05	6.05E+06	0.00E+00	3.90E+04	7.73E+04	1.45E+08
Ba-141	0.00E+00	0.00E+00	0.00E+00	0.00E+00	0.00E+00	0.00E+00	0.00E+00
Ba-142	0.00E+00	0.00E+00	0.00E+00	0.00E+00	0.00E+00	0.00E+00	0.00E+00
La-140	1.81E+03	8.88E+02	2.36E+02	0.00E+00	0.00E+00	0.00E+00	5.10E+07
La-142	1.22E-04	5.41E-05	1.35E-05	0.00E+00	0.00E+00	0.00E+00	1.65E+00
Ce-141	6.58E+04	4.39E+04	5.04E+03	0.00E+00	2.07E+04	0.00E+00	1.26E+08
Ce-143	9.32E+02	6.79E+05	7.58E+01	0.00E+00	3.04E+02	0.00E+00	2.04E+07
Ce-144	4.65E+06	1.92E+06	2.50E+05	0.00E+00	1.15E+06	0.00E+00	1.17E+09
Pr-143	4.48E+04	1.79E+04	2.23E+03	0.00E+00	1.04E+04	0.00E+00	1.47E+08
Pr-144	0.00E+00	0.00E+00	0.00E+00	0.00E+00	0.00E+00	0.00E+00	0.00E+00
Nd-147	2.83E+04	3.08E+04	1.85E+03	0.00E+00	1.81E+04	0.00E+00	1.11E+08
Eu-152	1.73E+06	4.17E+05	3.68E+05	0.00E+00	1.94E+06	0.00E+00	1.54E+08
W-187	3.55E+04	2.89E+04	1.01E+04	0.00E+00	0.00E+00	0.00E+00	7.82E+06
U-235	8.16E+09	0.00E+00	4.97E+08	0.00E+00	1.91E+09	0.00E+00	5.93E+08
U-238	7.81E+09	0.00E+00	4.65E+08	0.00E+00	1.79E+09	0.00E+00	4.17E+08
Np-239	1.38E+03	1.31E+02	7.25E+01	0.00E+00	4.10E+02	0.00E+00	2.10E+07
Am-241	6.01E+09	2.29E+09	4.01E+08	0.00E+00	3.01E+09	0.00E+00	5.49E+08

OFFSITE DOSE CALCULATION MANUAL

TABLE 10-20  
 $R_{io}$ , LEAFY VEGETABLE PATHWAY DOSE FACTORS – CHILD

{m<sup>2</sup>-mrem/yr per  $\mu$ Ci/s (mrem/yr per  $\mu$ Ci/m<sup>3</sup> for <sup>3</sup>H-3 and <sup>14</sup>C)}

NUCLIDE	BONE	LIVER	T. BODY	THYROID	KIDNEY	LUNG	GILLI
H-3	0.00E+00	2.06E+02	2.06E+02	2.06E+02	2.06E+02	2.06E+02	2.06E+02
C-14	2.16E+05	4.33E+04	4.33E+04	4.33E+04	4.33E+04	4.33E+04	4.33E+04
F-18	6.88E+00	0.00E+00	6.83E-01	0.00E+00	0.00E+00	0.00E+00	1.86E+00
Na-22	2.88E+08	2.88E+08	2.88E+08	2.88E+08	2.88E+08	2.88E+08	2.88E+08
Na-24	3.69E+05	3.69E+05	3.69E+05	3.69E+05	3.69E+05	3.69E+05	3.69E+05
Sc-46	7.36E+04	1.01E+05	3.89E+04	0.00E+00	8.93E+04	0.00E+00	1.48E+08
P-32	1.96E+09	9.18E+07	7.56E+07	0.00E+00	0.00E+00	0.00E+00	5.42E+07
Cr-51	0.00E+00	0.00E+00	2.59E+04	1.44E+04	3.92E+03	2.62E+04	1.37E+06
Mn-54	0.00E+00	4.56E+07	1.21E+07	0.00E+00	1.28E+07	0.00E+00	3.83E+07
Mn-56	0.00E+00	1.82E+01	4.11E+00	0.00E+00	2.20E+01	0.00E+00	2.64E+03
Fe-55	4.90E+07	2.60E+07	8.05E+06	0.00E+00	0.00E+00	1.47E+07	4.81E+06
Fe-59	5.50E+07	8.89E+07	4.43E+07	0.00E+00	0.00E+00	2.58E+07	9.26E+07
Co-57	0.00E+00	2.05E+06	4.14E+06	0.00E+00	0.00E+00	0.00E+00	1.68E+07
Co-58	0.00E+00	6.58E+06	2.01E+07	0.00E+00	0.00E+00	0.00E+00	3.84E+07
Co-60	0.00E+00	2.37E+07	7.00E+07	0.00E+00	0.00E+00	0.00E+00	1.31E+08
Ni-63	2.81E+09	1.51E+08	9.57E+07	0.00E+00	0.00E+00	0.00E+00	1.01E+07
Ni-65	1.01E+02	9.51E+00	5.55E+00	0.00E+00	0.00E+00	0.00E+00	1.16E+03
Cu-64	0.00E+00	1.10E+04	6.64E+03	0.00E+00	2.65E+04	0.00E+00	5.16E+05
Zn-65	7.41E+07	1.97E+08	1.23E+08	0.00E+00	1.24E+08	0.00E+00	3.47E+07
Zn-69m	3.85E+04	6.56E+04	7.75E+03	0.00E+00	3.81E+04	0.00E+00	2.14E+06
Zn-69	1.02E-05	1.47E-05	1.36E-06	0.00E+00	8.91E-06	0.00E+00	9.26E-04
As-76	2.33E+05	6.48E+05	3.76E+06	2.20E+05	7.13E+05	2.20E+05	3.37E+07
Br-82	0.00E+00	0.00E+00	2.10E+06	0.00E+00	0.00E+00	0.00E+00	0.00E+00
Br-83	0.00E+00	0.00E+00	5.55E+00	0.00E+00	0.00E+00	0.00E+00	0.00E+00
Br-84	0.00E+00	0.00E+00	3.41E-11	0.00E+00	0.00E+00	0.00E+00	0.00E+00
Br-85	0.00E+00	0.00E+00	0.00E+00	0.00E+00	0.00E+00	0.00E+00	0.00E+00
Rb-86	0.00E+00	1.69E+08	1.04E+08	0.00E+00	0.00E+00	0.00E+00	1.08E+07
Rb-88	0.00E+00	0.00E+00	0.00E+00	0.00E+00	0.00E+00	0.00E+00	0.00E+00
Rb-89	0.00E+00	0.00E+00	0.00E+00	0.00E+00	0.00E+00	0.00E+00	0.00E+00
Sr-89	4.54E+09	0.00E+00	1.30E+08	0.00E+00	0.00E+00	0.00E+00	1.76E+08
Sr-90	1.29E+11	0.00E+00	2.59E+09	0.00E+00	0.00E+00	0.00E+00	1.15E+09
Sr-91	5.20E+05	0.00E+00	1.96E+04	0.00E+00	0.00E+00	0.00E+00	1.15E+06
Sr-92	7.08E+02	0.00E+00	2.84E+01	0.00E+00	0.00E+00	0.00E+00	1.34E+04
Y-90	2.30E+04	0.00E+00	6.17E+02	0.00E+00	0.00E+00	0.00E+00	6.56E+07
Y-91m	8.09E-09	0.00E+00	2.940E-10	0.00E+00	0.00E+00	0.00E+00	1.58E-05
Y-91	2.12E+06	0.00E+00	5.68E+04	0.00E+00	0.00E+00	0.00E+00	2.83E+08
Y-92	1.55E+00	0.00E+00	4.44E-02	0.00E+00	0.00E+00	0.00E+00	4.48E+04

OFFSITE DOSE CALCULATION MANUAL

TABLE 10-20  
 $R_{io}$ , LEAFY VEGETABLE PATHWAY DOSE FACTORS – CHILD

NUCLIDE	BONE	LIVER	T. BODY	THYROID	KIDNEY	LUNG	GILLI
Y-93	2.98E+02	0.00E+00	8.19E+00	0.00E+00	0.00E+00	0.00E+00	4.45E+06
Zr-95	4.16E+05	9.14E+04	8.14E+04	0.00E+00	1.31E+05	0.00E+00	9.54E+07
Zr-97	5.61E+02	8.11E+01	4.78E+01	0.00E+00	1.16E+02	0.00E+00	1.23E+07
Nb-95	7.05E+04	2.74E+04	1.96E+04	0.00E+00	2.58E+04	0.00E+00	5.07E+07
Nb-97	4.80E-06	8.68E-07	4.05E-07	0.00E+00	9.63E-07	0.00E+00	2.68E-01
Mo-99	0.00E+00	7.74E+06	1.91E+06	0.00E+00	1.65E+07	0.00E+00	6.40E+06
Tc-99m	4.67E+00	9.16E+00	1.52E+02	0.00E+00	1.33E+02	4.65E+00	5.21E+03
Tc-99	9.16E+06	1.02E+07	3.66E+06	0.00E+00	1.20E+08	9.00E+05	1.07E+08
Tc-101	0.00E+00	0.00E+00	0.00E+00	0.00E+00	0.00E+00	0.00E+00	0.00E+00
Ru-103	2.38E+06	0.00E+00	9.14E+05	0.00E+00	5.99E+06	0.00E+00	6.15E+07
Ru-105	9.02E+01	0.00E+00	3.27E+01	0.00E+00	7.93E+02	0.00E+00	5.89E+04
Ru-106	5.17E+07	0.00E+00	6.45E+06	0.00E+00	6.98E+07	0.00E+00	8.04E+08
Rh-105	2.22E+05	1.19E+05	1.02E+05	0.00E+00	4.75E+05	0.00E+00	7.39E+06
Ag-110m	2.48E+06	1.68E+06	1.34E+06	0.00E+00	3.12E+06	0.00E+00	1.99E+08
Sn-113	1.14E+07	2.44E+06	3.74E+07	9.78E+05	2.59E+06	1.22E+06	4.17E+08
Sn-117m	1.26E+07	5.97E+05	1.96E+07	9.42E+04	6.05E+05	1.73E+05	2.28E+08
Sb-122	1.17E+06	7.00E+05	1.29E+07	1.53E+05	4.24E+05	1.99E+05	1.40E+08
Sb-124	3.95E+07	5.12E+05	1.38E+07	8.71E+04	0.00E+00	2.19E+07	2.47E+08
Sb-125	3.15E+07	2.43E+05	6.60E+06	2.92E+04	0.00E+00	1.76E+07	7.52E+07
Te-125m	5.16E+07	1.40E+07	6.88E+06	1.45E+07	0.00E+00	0.00E+00	4.98E+07
Te-127m	1.66E+08	4.48E+07	1.97E+07	3.98E+07	4.74E+08	0.00E+00	1.35E+08
Te-127	1.05E+04	2.82E+03	2.24E+03	7.24E+03	2.98E+04	0.00E+00	4.09E+05
Te-129m	1.79E+08	4.99E+07	2.77E+07	5.76E+07	5.25E+08	0.00E+00	2.18E+08
Te-129	1.30E-03	3.64E-04	3.09E-04	9.30E-04	3.81E-03	0.00E+00	8.12E-02
Te-131m	1.82E+06	6.30E+05	6.70E+05	1.30E+06	6.10E+06	0.00E+00	2.56E+07
Te-131	2.25E-15	6.86E-16	6.70E-16	1.72E-15	6.81E-15	0.00E+00	1.18E-14
Te-132	7.32E+06	3.24E+06	3.91E+06	4.72E+06	3.01E+07	0.00E+00	3.26E+07
I-130	3.06E+05	6.18E+05	3.19E+05	6.81E+07	9.24E+05	0.00E+00	2.89E+05
I-131	6.52E+07	6.56E+07	3.73E+07	2.17E+10	1.08E+08	0.00E+00	5.84E+06
I-132	4.15E+01	7.62E+01	3.50E+01	3.54E+03	1.17E+02	0.00E+00	8.97E+01
I-133	1.76E+06	2.18E+06	8.23E+05	4.04E+08	3.63E+06	0.00E+00	8.77E+05
I-134	7.10E-05	1.32E-04	6.07E-05	3.03E-03	2.02E-04	0.00E+00	8.74E-05
I-135	3.03E+04	5.45E+04	2.58E+04	4.83E+06	8.35E+04	0.00E+00	4.15E+04
Cs-134	1.01E+09	1.67E+09	3.51E+08	0.00E+00	5.16E+08	1.85E+08	8.98E+06
Cs-134m	1.06E+01	1.57E+01	1.02E+01	0.00E+00	8.26E+00	1.37E+00	1.98E+01
Cs-136	4.90E+07	1.35E+08	8.71E+07	0.00E+00	7.17E+07	1.07E+07	4.73E+06
Cs-137	1.55E+09	1.48E+09	2.19E+08	0.00E+00	4.83E+08	1.74E+08	9.28E+06
Cs-138	5.69E-11	7.92E-11	5.02E-11	0.00E+00	5.57E-11	5.99E-12	3.65E-11

OFFSITE DOSE CALCULATION MANUAL

---

TABLE 10-20  
 $R_{io}$ , LEAFY VEGETABLE PATHWAY DOSE FACTORS – CHILD

NUCLIDE	BONE	LIVER	T. BODY	THYROID	KIDNEY	LUNG	GILLI
Ba-139	5.19E-02	2.77E-05	1.50E-03	0.00E+00	2.42E-05	1.63E-05	3.00E+00
Ba-140	1.70E+08	1.49E+05	9.92E+06	0.00E+00	4.85E+04	8.88E+04	8.61E+07
Ba-141	0.00E+00	0.00E+00	0.00E+00	0.00E+00	0.00E+00	0.00E+00	0.00E+00
Ba-142	0.00E+00	0.00E+00	0.00E+00	0.00E+00	0.00E+00	0.00E+00	0.00E+00
La-140	3.25E+03	1.13E+03	3.82E+02	0.00E+00	0.00E+00	0.00E+00	3.16E+07
La-142	2.21E-04	7.04E-05	2.20E-05	0.00E+00	0.00E+00	0.00E+00	1.39E+01
Ce-141	1.22E+05	6.06E+04	9.00E+03	0.00E+00	2.66E+04	0.00E+00	7.56E+07
Ce-143	1.72E+03	9.31E+05	1.35E+02	0.00E+00	3.91E+02	0.00E+00	1.36E+07
Ce-144	8.60E+06	2.69E+06	4.59E+05	0.00E+00	1.49E+06	0.00E+00	7.03E+08
Pr-143	8.32E+04	2.50E+04	4.13E+03	0.00E+00	1.35E+04	0.00E+00	8.97E+07
Pr-144	0.00E+00	0.00E+00	0.00E+00	0.00E+00	0.00E+00	0.00E+00	0.00E+00
Nd-147	5.22E+04	4.23E+04	3.27E+03	0.00E+00	2.32E+04	0.00E+00	6.70E+07
Eu-152	2.69E+06	4.91E+05	5.83E+05	0.00E+00	2.07E+06	0.00E+00	8.06E+07
W-187	6.45E+04	3.82E+04	1.71E+04	0.00E+00	0.00E+00	0.00E+00	5.37E+06
U-235	1.52E+10	0.00E+00	9.18E+08	0.00E+00	2.49E+09	0.00E+00	3.56E+08
U-238	1.45E+10	0.00E+00	8.60E+08	0.00E+00	2.32E+09	0.00E+00	2.51E+08
Np-239	2.56E+03	1.84E+02	1.29E+02	0.00E+00	5.31E+02	0.00E+00	1.36E+07
Am-241	6.17E+09	2.76E+09	4.40E+08	0.00E+00	2.69E+09	0.00E+00	3.30E+08

OFFSITE DOSE CALCULATION MANUAL

TABLE 10-21  
*R<sub>io</sub>*, GROUND PLANE PATHWAY DOSE FACTORS

(m<sup>2</sup>-mrem/yr per  $\mu$ Ci/s)

NUCLIDE	TOTAL BODY AND ORGANS
H-3	0.00E+00
C-14	0.00E+00
F-18	7.87E+05
Na-22	2.00E+10
Na-24	1.19E+07
Sc-46	1.65E+09
P-32	0.00E+00
Cr-51	4.66E+06
Mn-54	1.38E+09
Mn-56	9.04E+05
Fe-55	0.00E+00
Fe-59	2.72E+08
Co-57	3.18E+08
Co-58	3.79E+08
Co-60	2.16E+10
Ni-63	0.00E+00
Ni-65	2.97E+05
Cu-64	6.07E+05
Zn-65	7.46E+08
Zn-69m	2.41E+06
Zn-69	0.00E+00
As-76	4.74E+06
Br-82	3.83E+07
Br-83	4.90E+03
Br-84	2.03E+05
Br-85	0.00E+00
Rb-86	8.99E+06
Rb-88	3.29E+04
Rb-89	1.23E+05
Sr-89	2.16E+04
Sr-90	9.24E+06
Sr-91	2.15E+06
Sr-92	7.77E+05

NUCLIDE	TOTAL BODY AND ORGANS
Y-90	4.49E+03
Y-91m	1.00E+05
Y-91	1.07E+06
Y-92	1.81E+05
Y-93	1.85E+05
Zr-95	2.45E+08
Zr-97	2.94E+06
Nb-95	1.36E+08
Nb-97	3.37E+05
Mo-99	3.99E+06
Tc-99m	1.84E+05
Tc-99	3.02E+06
Tc-101	2.04E+04
Ru-103	1.08E+08
Ru-105	6.37E+05
Ru-106	4.27E+08
Rh-105	1.15E+06
Ag-110m	3.44E+09
Sn-113	2.50E+07
Sn-117m	2.09E+07
Sb-122	1.21E+07
Sb-124	1.05E+09
Sb-125	4.27E+09
Te-125m	1.55E+06
Te-127m	9.17E+04
Te-127	3.00E+03
Te-129m	1.98E+07
Te-129	2.62E+04
Te-131m	8.67E+06
Te-131	2.92E+04
Te-132	4.16E+06
I-130	5.51E+06
I-131	1.72E+07

NUCLIDE	TOTAL BODY AND ORGANS
I-132	1.24E+06
I-133	2.45E+06
I-134	4.47E+05
I-135	2.51E+06
Cs-134	6.88E+09
Cs-134m	3.19E+04
Cs-136	1.51E+08
Cs-137	1.03E+10
Cs-138	3.59E+05
Ba-139	1.07E+05
Ba-140	2.05E+07
Ba-141	4.18E+04
Ba-142	4.49E+04
La-140	1.93E+07
La-142	7.36E+05
Ce-141	1.37E+07
Ce-143	2.32E+06
Ce-144	6.97E+07
Pr-143	0.00E+00
Pr-144	1.84E+03
Nd-147	8.40E+06
Eu-152	2.98E+10
W-187	2.36E+06
U-235	5.72E+09
U-238	2.13E+07
Np-239	1.71E+06
Am-241	1.05E+09



OFFSITE DOSE CALCULATION MANUAL

---

11.0 DETERMINATION OF TOTAL DOSE

The purpose of this section is to describe the method used to calculate the cumulative dose contributions from liquid and gaseous effluents in accordance with PBNP Technical Specifications for total dose. This method can also be used to demonstrate compliance with the Environmental Protection Agency (EPA) 40CFR190, "Environmental Standards for the Uranium Fuel Cycle".

Compliance with the PBNP Technical Specification dose objectives for the maximum individual demonstrates compliance with the EPA limits to any MEMBER OF THE PUBLIC, since the design dose objectives from 10CFR50, Appendix I are much lower than the 40CFR190 dose limits to the general public. With the calculated doses from the releases of radioactive materials in liquid or gaseous effluents exceeding twice the limits outlined in Sections 6.2.1, 7.2.1 and 7.3.1, a special analysis shall be performed. The purpose of this analysis is to demonstrate if the total dose to any MEMBER OF THE PUBLIC (real individual) from all URANIUM FUEL CYCLE sources (including direct radiation contributions from the reactor units and from outside storage areas and from all real pathways) is limited to less than or equal to 25 mrem per year to the total body or any organ, except the thyroid, which is limited to 75 mrem per year.

If required, the total dose to a MEMBER OF THE PUBLIC will be calculated for all significant effluent release points for all real pathways including direct radiation. As necessary, effluent releases from Kewaunee Nuclear Power Plant must also be considered due to its proximity. Calculations will be based on the equations in Sections 9.2, 10.5, 10.6 with the exception that usage factors and other site specific parameters may be modified using more realistic assumptions, where appropriate.

The direct radiation component from the facility can be determined using environmental TLD results. These results will be corrected for natural background and for actual occupancy time of any areas accessible to the general public at the location of maximum direct radiation. It is recognized that by including the results from the environmental TLDs into the sum of total dose component, the direct radiation dose may be overestimated. The TLD measurements may include the exposure from noble gases, ground plane deposition, and shoreline deposition, which have already been included in the summation of the significant dose pathways to the general public. However, this conservative method can be used, if required, as well as any other method for estimating the direct radiation dose from contained radioactive sources within the facility. The methodology used to incorporate the direct radiation component into total dose estimates will be outlined whenever total doses are reported.

Therefore, the total dose will be determined based on the most realistic site specific data and parameters to assess the real dose to any MEMBER OF THE PUBLIC.

OFFSITE DOSE CALCULATION MANUAL

---

12.0 RADIOLOGICAL ENVIRONMENTAL MONITORING PROGRAM

12.1 REMP Administration

12.1.1 Definition and Basis

Radiological environmental monitoring is the measurement of radioactivity in samples collected from the atmospheric, aquatic and terrestrial environment around the Point Beach Nuclear Plant (PBNP). Monitoring radioactivity in effluent streams at or prior to the point of discharge to the environment is not part of the Radiological Environmental Monitoring Program (REMP).

The REMP is designed to fulfill the requirements of 10 CFR 20.1302, PBNP GDC 17, and Sections IV.B.2 and IV.B.3 of Appendix I to 10 CFR 50. Technical Specification 5.5.1.b requires the Offsite Dose Calculation Manual (ODCM) to contain the radiological environmental monitoring activities.

No significant radionuclide concentrations of plant origin are expected in the plant environs because radioactivity in plant effluent is continuously monitored to ensure that releases are well below levels which are considered safe upper limits. The REMP is conducted to demonstrate compliance with applicable standards, to assess the radiological environmental impact of PBNP operations, and to monitor the efficacy of in plant effluent controls. The REMP, as outlined in Table 12-2 through Table 12-3 is designed to provide sufficient sample types and locations to detect and to evaluate changes in environmental radioactivity.

Radioactivity is released in liquid and gaseous effluents. Air samplers and thermoluminescent dosimeters placed at various locations provide means of detecting changes in environmental radioactivity as a result of plant releases to the atmosphere. Sampling of vegetation is conducted to determine changes in radiological conditions at the base of the food chain because the land around PBNP is used for farming. Sampling of area-produced milk is conducted because dairy farming is a major industry in the area. Land in the vicinity of PBNP is used for farming, dairy purposes, and solar power projects.

Water and fish are analyzed to monitor radionuclide levels in Lake Michigan in the vicinity of PBNP. Because of the migratory behavior of fish, fish sampling is of minimal value for determining radiological impact specifically related to the operation of the Point Beach Nuclear Plant. However, fish sampling is carried out in order to monitor the status of radioactivity in fish in the vicinity of Point Beach.

Vegetation and fish sampling frequencies are qualified on an "as available" basis recognizing that certain biological samples may occasionally be unavailable due to environmental conditions.

## OFFSITE DOSE CALCULATION MANUAL

---

### 12.1.2 Responsibilities

#### a. Chemistry Functions

Chemistry together with Regulatory Affairs (RA) provides the Plant Manager with the technical, regulatory, licensing, and administrative support necessary for the implementation of the program. The Chemistry administrative functions relating to the REMP fall into the six broad areas outlined below.

##### 1. Program Scope

The scope of the REMP is determined by the cognizant Chemist based on radiological principles for the fulfillment of PBNP Technical Specifications (TS) and the applicable Federal Regulations. Based on the scope, the ODCM is written to accomplish the collection and analyses of the necessary environmental samples, and revised as necessary to conform to changes in procedures and scope. Chemistry monitors the REMP effectiveness and compliance with TS and with the procedures and directives in the ODCM. In order to verify compliance with TS, Nuclear Oversight arranges for program audits and Supplier Assessments of the contracted radioanalytical laboratory. Chemistry reviews the REMP annually via the Annual Monitoring Report.

##### 2. Record Keeping

The monthly radioanalytical results from the contracted laboratory are reviewed by Chemistry and one copy of the monthly radioanalytical results from the contracted laboratory is kept for the lifetime of the plant. The vendors monthly reports are cumulative (e.g. The September report contains all the results from January-September). The cognizant Chemist reviews the current months results and sends the reviewed report to plants records for retention.

##### 3. Data Monitoring

Chemistry reviews the monthly analytical results from the vendor. Trends, if any, are noted. Any resulting corrections, modifications and additions to the data are made by Chemistry. Inconsistencies are investigated by Chemistry with the cooperation of Radiation Protection (RP) and contractor personnel, as required. Radioactivity levels in excess of administrative notification levels would be evaluated and notifications made, as appropriate, in accordance with applicable fleet policies and procedures (LI-AA-102-1001).

OFFSITE DOSE CALCULATION MANUAL

---

4. Data Summary

Pursuant to TS 5.6.2, REMP results shall be summarized annually for inclusion in the PBNP Annual Monitoring Report. This summary advises the Plant Manager of the radiological status of the environment in the vicinity of PBNP. The summary shall include the numbers and types of samples as well as the averages, statistical confidence limits and the ranges of analytical results. Methods used in summarizing data are at the discretion of Chemistry.

5. Contractor Communications

Communication with the contractor regarding data, analytical procedures, lower limits of detection, notification levels and contractual matters are normally conducted by Chemistry. Communication regarding sample shipment may be done by either RP or Chemistry as appropriate.

6. Reportable Items

Chemistry shall generate reports related to the operation of the REMP. The material included shall be sufficient to fulfill the objectives outlined in Sections IV.B.2 and IV.B.3 of Appendix I to 10 CFR 50. The following items specific to the REMP are required to be reported in the PBNP Annual Monitoring Report:

- (a) Summary and discussion of monitoring results including number and type of samples and measurements, and all detected radionuclides, except for naturally occurring radionuclides;
- (b) Unavailable, missing, and lost samples and plans to prevent recurrence and comments on any significant portion of the REMP not conducted as indicated in Table 12-3.
- (c) New or relocated sampling locations and reason for change;
- (d) LLDs that are higher than specified in Table 12-1 and factors contributing to inability to achieve specified LLDs;
- (e) Notification that the analytical laboratory does not participate in an interlaboratory comparison program and corrective action taken to preclude a recurrence; and

OFFSITE DOSE CALCULATION MANUAL

---

- (f) Results of the annual milk sampling program land use census "milk survey" to visually verify that the location of grazing animals in the vicinity of the PBNP site boundary so as to ensure that the milk sampling program remains as conservative as practicable.
- (g) The annual results from the contracted REMP analytical laboratory as well as the laboratory's analytical QA/QC results, in-house blanks, interlaboratory comparisons, etc., shall be submitted to the NRC, via the Annual Monitoring Report.

b. Non-Chemistry Functions

The primary responsibility for the implementation of the PBNP REMP and for any actions to be taken at PBNP, based on the results of the program, resides with the Plant Manager.

1. Manual control and distribution

The distribution of the PBNP Offsite Dose Calculation Manual is the responsibility of Document Control.

2. Program coordination

The daily operation of the program is conducted by PBNP Radiation Protection personnel, and other qualified personnel as required, under the supervision of an RP staff member who consults, as needed, with Chemistry. The daily administrative functions of the RP Management Employee address those functions required for the effective operation of the PBNP Radiological Environmental Monitoring Program. These administrative functions include the following:

- (a) Ensuring that samples are obtained in accordance with the type and frequency in Table 12-3 following procedures outlined in this manual;
- (b) Ensuring adequate sampling supplies and calibrated, functional equipment are available at all times;
- (c) Ensuring that air sampling pumps are maintained, repaired and calibrated as required and that an adequate number of backup pumps are readily available at all times;



OFFSITE DOSE CALCULATION MANUAL

---

- (d) Reporting lost or unavailable samples, as well as other potential deviations from the sampling regime in Table 12-3 will be documented via the radiological environmental sampling checklist forms and Corrective Action Program. Deviations are to be communicated to the cognizant Chemist.
- (e) As a courtesy to the State of Wisconsin, Point Beach assists in obtaining samples at co-located and other sampling sites (this is not a TS requirement); and
- (f) Assisting Chemistry, as necessary, with investigations into elevated radioactivity levels in environmental samples.

12.1.3 Quality Assurance / Quality Control

Quality assurance is an integral part of PBNP's Radiological Environmental Monitoring Program. The QATR commits PBNP to Reg. Guide 4.15, Quality Assurance for Radiological Monitoring Programs (Inception through Normal Operation to License Termination) – Effluent Streams and the Environment. The REMP involves the interaction of Chemistry and the contracted analytical laboratory. The contracted vendor shall participate in an interlaboratory comparison program. The laboratory is audited periodically, either by PBNP or by an independent third party.

Quality control for the PBNP portion of the Radiological Environmental Monitoring Program is achieved by following the procedures contained in this manual. Radiation Protection Technologists (RPTs) collect, package and ship environmental samples under the supervision of Radiation Protection supervisors. They are advised by Radiation Protection Management who has immediate responsibility for the overall technical operation of the environmental sampling functions. The RPTs receive classroom training as well as on-the-job training in carrying out these procedures.

An audit of the PBNP Radiological Environmental Monitoring Program and its results shall be completed periodically as a means of monitoring program effectiveness and assuring compliance with program directives. The audit shall be performed in accordance with Section 2.4.

OFFSITE DOSE CALCULATION MANUAL

---

12.2 REMP Implementation

12.2.1 Program Overview

a. Purpose

No significant or unexpected radionuclide concentrations of plant origin are expected because each normal effluent pathway at PBNP is monitored at or before the release point. However, the REMP is conducted to verify that plant operations produce no significant radiological impact on the environment and to demonstrate compliance with applicable standards.

b. Samples

Samples for the REMP are obtained from the aquatic, terrestrial and atmospheric environment. The sample types represent key indicators or critical pathways which have been identified by applying radiological principles from NRC and other guidance documents to the PBNP environment.

c. Monitoring Sensitivity

The effectiveness of the REMP in fulfilling its purpose depends upon the ability to accurately determine the nature and origins of fluctuations in low levels of environmental radioactivity. This requires a high degree of sensitivity so that it is possible to correctly discriminate between fluctuations in background radiation levels and levels of radioactivity that may be attributable to the operation of PBNP. Therefore, personnel actively participating in the monitoring program should make every effort to minimize the possibility of contaminating environmental samples and to obtain samples of the appropriate size.

12.2.2 Program Parameters

a. Contamination Avoidance

Contamination prevents the accurate quantification of environmental radioactivity and the correct differentiation between fluctuating background radioactivity and levels of radioactivity attributable to the operation of PBNP. Therefore, it is necessary that all personnel associated with collecting and handling radiological environmental samples take the appropriate precautions to minimize the possibility of contaminating the samples. Some of the precautions that should be taken and which will help to minimize contamination are listed below:

OFFSITE DOSE CALCULATION MANUAL

---

1. Equipment which has been in the radiologically controlled area, even if released clean, should not normally be used in conjunction with radiological environmental monitoring. An exception to this is the Health Physics Test Instrument (HPTI) equipment used to calibrate the air flow calibrator.
2. Store sampling equipment in radiologically clean areas only;
3. Store radiological environmental samples only in radiologically clean areas when samples cannot be shipped to the contractor on the same day they are collected;
4. Treat each sample as a possible source of contamination for other samples so as to minimize the possibility of cross-contamination;
5. Radiological environmental monitoring equipment should be repaired in clean-side shops;
6. Avoid entering contaminated areas prior to collecting environmental samples.

b. Lower Limit of Detection

The sensitivity required for a specific analysis of an environmental sample is defined in terms of the lower limit of detection (LLD). The LLD is the smallest concentration of radioactive material in a sample that will yield a net count, above system background, that will be detected with a 95% probability and have only a 5% probability of falsely concluding that a blank observation represents a real signal. Mathematically, the LLD is defined by the formula:

$$LLD = \frac{4.66S_b}{E \times V \times 2.22 \times Y \times e^{-\lambda \Delta T}} \quad [12-1]$$

Where:  $LLD$  = The a priori lower limit of detection in picocuries per unit volume or mass, as applicable  
 $S_b$  = The standard deviation of the background counting rate or the counting rate of a blank sample, as appropriate, in counts per minutes  
 $E$  = counting efficiency in counts per disintegration;  
 $V$  = sample size in units of volume or mass, as applicable;  
 $2.22$  = number of disintegrations per minute per picocurie;  
 $Y$  = the fractional chemical yield as applicable;  
 $\lambda$  = the radioactive decay constant for the particular radionuclide; and  
 $\Delta T$  = the elapsed time between sample collection, or the end of the collection period, and the time of counting.

OFFSITE DOSE CALCULATION MANUAL

---

Typical values of E, V, Y, and  $\Delta T$  are used to calculate the LLD. As defined, the LLD is an *a priori* limit representing the capability of a measuring system and not an *a posteriori* limit for a particular measurement.

The required analysis for each environmental sample and the highest acceptable LLD associated with each analysis are listed in Table 12-1. Whenever LLD values lower than those specified in Table 12-1 are reasonably achievable, the analytical contractor for the radiological environmental samples will do so. When the LLDs listed in Table 12-1 are not achieved, a description of the factors contributing to the higher LLD shall be reported in the next PBNP Annual Monitoring Report.

c. Notification Levels

The Notification Level (NL) is that measured quantity of radioactivity in an environmental sample which, when exceeded, requires a notification of such an occurrence be made to the appropriate party. Regulatory and administrative notification levels are listed in Table 12-1.

1. Regulatory notification levels

The regulatory notification levels listed in Table 12-1 represent the concentration levels at which NRC notification is required. If a measured level of radioactivity in any radiological environmental monitoring program sample exceeds the regulatory notification level listed in Table 12-1, resampling and/or reanalysis for confirmation shall be completed within 30 days of the determination of the anomalous result. If the confirmed measured level of radioactivity remains above the notification level, a written report shall be submitted to the NRC. If more than one of the radionuclides listed in Table 12-1 are detected in any environmental medium, a weighted sum calculation shall be performed if the measured concentration of a detected radionuclide is greater than 25% of the notification levels. For those radionuclides with LLDs in excess of 25% of the notification level, a weighted sum calculation needs to be performed only if the reported value exceeds the LLD. Radionuclide concentration levels, called Weighted Sum Action Levels, which trigger a weighted sum calculation, are listed in Table 12-1.

The weighted sum is calculated as follows:

$$\frac{\text{concentration (1)}}{\text{notification level (1)}} + \frac{\text{concentration (2)}}{\text{notification level (2)}} + \dots = \text{weighted sum} \quad [12-2]$$

OFFSITE DOSE CALCULATION MANUAL

---

If the calculated weighted sum is equal to or greater than 1, resampling and/or reanalysis for confirmation shall be completed within 30 days of the determination of the anomalous result. If the confirmed calculated weighted sum remains equal to or greater than 1, see Section 12.1.2.a.3 for notification guidance. This calculation requirement and report is not required if the measured level of radioactivity was not the result of plant effluents.

2. Administrative notification levels

The administrative notification levels are the concentration levels at which the contracted analytical laboratory promptly notifies the cognizant Chemistry Specialist by phone, followed by a formal written communication. The administrative notification levels are lower than the NRC regulatory notification levels and lower than, or equal to, the weighted sum action levels so the nature and origin of the increased level of environmental radioactivity may be ascertained and corrective actions taken, if required.

d. Sampling Locations

A list of sampling locations and the corresponding location codes appear in Table 12-2. The locations are shown in Figure 12-1 through Figure 12-3. If samples become unavailable from specified sample locations, new locations for obtaining replacement samples shall be identified and added to the Radiological Environmental Monitoring Program. If milk or vegetation samples become unavailable from the specified sampling locations, new sampling locations will be identified within 30 days. The specific locations where samples were unavailable may be deleted from the monitoring program in accordance with established provisions for assessing changes. Any significant changes in existing sampling location and the criteria for the change shall be reported in the Annual Monitoring Report for the period in which the change occurred. Additional sampling locations may be designated if deemed necessary by cognizant company personnel. Figures and tables in this manual shall be revised to reflect the changes.

e. Sampling Media and Frequency

The minimum sampling frequency for the environmental media required by the PBNP REMP is found in Table 12-3. Additional samples may be collected in response to plant conditions as determined by the cognizant Chemistry Analyst. Additionally, the REMP also includes the sampling of soil and shoreline sediment, which were not part of the PBNP RETS but kept for continuity with the preoperational monitoring program.



OFFSITE DOSE CALCULATION MANUAL

---

Samples are collected pursuant to HPIP 3.58.1, Radiological Environmental Sampling, which uses a monthly checklist to ensure that all the samples for the month are collected. The checklists also identify the schedule for the annual milk survey.

It is recognized that on occasions samples will be lost or that samples cannot be collected at the specified frequency because of hazardous conditions, seasonable unavailability, automatic sampling equipment malfunctions and other legitimate reasons. Reasonable efforts will be made to recover lost or missed samples if warranted and appropriate. If samples are not obtained at the indicated frequency or location, the reasons or explanations for deviations from the sampling frequency specified in Table 12-3 shall be documented in an AR and reported in the AMR.

f. Sample Analyses and Frequency

The PBNP REMP samples shall be analyzed for designated parameters at the frequency listed in Table 12-3. Additional samples may be collected in response to plant conditions. Gamma isotopic analysis means the identification and quantification of gamma-emitting radionuclides that may be attributable to effluents from PBNP. Typically, this entails the scanning of the spectrum from 80 to 2048 KeV and decay correcting identified radionuclides to the time of collection. The analysis specifically includes, but is not limited to, Mn-54, Fe-59, Zn-65, Co-58, Co-60, Zr/Nb-95, Ru-103, I-131, Cs-134, Cs-137, Ba/La-140, Ce-141, and Ce-144.

g. Analytical Laboratory

The contracted laboratory performs the analyses in such a manner as to attain the desired LLDs. The contracted laboratory participates in an inter-laboratory comparison crosscheck program.

The laboratory is responsible for providing prompt notification to the cognizant Chemist regarding any samples found to exceed the administrative notification levels as identified in Table 12-1.

12.2.3 Assistance to the State of Wisconsin (Non-Technical Specification Activity)

As a courtesy and convenience, PBNP personnel obtain certain environmental samples for the Section of Radiation Protection, Department of Health and Family Services of the State of Wisconsin.

## OFFSITE DOSE CALCULATION MANUAL

---

### 12.2.4 Specification of Sampling Procedures

General radiological environmental sampling procedures follow the directives presented in Sections 12.1 and 12.2. Station procedures provide the specific information for the collection of the following samples:

- Vegetation
- Thermoluminescent Dosimeters (TLDs)
- Lake water
- Well water
- Air
- Milk
- Fish
- Soil (not part of PBNP RETS,10-3-1985)
- Shoreline sediment (not part of PBNP RETS,10-3-1985)

### 12.2.5 Milk Survey

The milk sampling program is reviewed annually, including a visual verification of animal grazing in the vicinity of the site boundary, to ensure that sampling locations remain as conservative as practicable. The verification is conducted each summer by cognizant PBNP personnel. Because it is already assumed that milk animals may graze up to the site boundary, it is only necessary to verify that these animals have not moved onto the site. No animal census is required. Upon completion of the visual check, a memo will be generated to document the review and the memo sent to file. To ensure performance of the annual verification, "milk review" is identified on the sampling checklist.

OFFSITE DOSE CALCULATION MANUAL

TABLE 12-1  
SAMPLE TYPES AND ASSOCIATED LOWER LEVEL OF DETECTION (LLD) AND  
NOTIFICATION LEVEL VALUES

SAMPLE TYPE	REPORTING UNIT	PARAMETER	LLD <sup>1</sup>	NOTIFICATION LEVELS	
				NRC	PBNP <sup>2</sup> (ADMIN.)
Vegetation	pCi/g (wet)	Cs-137	0.08	2	0.40
		Cs-134	0.06	1	0.20
		I-131	0.06	0.1	0.06
		Other <sup>3</sup>	0.25	---	2.0
Shoreline Sediment and Soil <sup>5</sup>	pCi/g (dry)	Cs-134/137	0.15/0.18	---	20
		Other <sup>3</sup>	0.15	---	20
Fish	pCi/g (wet)	Cs-137	0.15	2	0.40
		Cs-134	0.13	1	0.20
		Co-58	0.13	30	3
		Co-60	0.13	10	1
		Mn-54	0.13	30	3
		Fe-59	0.26	10	1
		Zn-65	0.26	20	2
		Other <sup>3</sup>	0.5	---	6
Milk	pCi/L	Sr-89 <sup>5</sup>	5	---	100
		Sr-90 <sup>5</sup>	1	---	100
		I-131	0.5 <sup>7</sup>	3	0.5
		Cs-134	15 (5)	60	15
		Cs-137	18 (5)	70	18
		Ba-La-140	15 (5)	300	30
		Other <sup>3</sup>	15	---	30
Air Filter <sup>6</sup>	pCi/m <sup>3</sup>	Gross beta	0.01	---	1.0
		I-131	0.07 (0.03)	0.9	0.09
		Cs-137	0.06	20	2.0
		Cs-134	0.05	10	1.0
		Other <sup>3</sup>	0.1	---	1.0
TLDs	mR/7 days	Gamma	1mR/TLD	---	5mR/7 days

OFFSITE DOSE CALCULATION MANUAL

TABLE 12-1  
SAMPLE TYPES AND ASSOCIATED LOWER LEVEL OF DETECTION (LLD) AND  
NOTIFICATION LEVEL VALUES

SAMPLE TYPE	REPORTING UNIT	PARAMETER	LLD <sup>1</sup>	NOTIFICATION LEVELS	
				NRG	PBNP <sup>2</sup> (ADMIN.)
Lakewater <sup>4</sup> and Well Water	pCi/L from Total Solids	Gross beta	4	---	100
	pCi/L	Cs-134	15 (10)	30	15
		Cs-137	18 (10)	50	18
		Fe-59	30	400	40
		Zn-65	30	300	30
		Zr-Nb-95	15	400	40
		Ba-La-140	15	200	20
		Co-58	15 (10)	1,000	100
		Co-60	15 (10)	300	30
		Mn-54	15 (10)	1,000	100
		I-131	1 (0.5)	2	2
		Other <sup>3</sup>	30	---	100
		H-3 <sup>4</sup> (Lakewater)	3,000 (200)	30,000	3,000
		H-3 (Well Water)	2,000 (200)	20,000	3,000
		Sr-89 <sup>5</sup>	10 (5)	---	50
		Sr-90 <sup>5</sup>	2 (1)	---	20

NOTE 1: The LLDs in this column are the maximum acceptable values. The values in parentheses are the administrative LLDs.

NOTE 2: Values in this column are not technical specifications.

NOTE 3: "Other" refers to non-specified identifiable gamma emitters resulting from the operation of PBNP. Naturally occurring radionuclides are not included.

NOTE 4: No drinking water.

NOTE 5: Items not required by PBNP RETS (10-3-1985) or NUREG-1301 but kept in the REMP for comparison to pre-operational and historical data.

NOTE 6: All particulate filters shall be allowed to decay for at least 24 hours after sampling to allow for radon and radon-daughter decay prior to gross  $\beta$  analysis.

NOTE 7: Lower than NUREG-1301 value 1 pCi/L to support PBNP's sampling frequency.

OFFSITE DOSE CALCULATION MANUAL

TABLE 12-2  
RADIOLOGICAL ENVIRONMENTAL SAMPLING LOCATIONS

LOCATION CODE	LOCATION DESCRIPTION
E-01	Primary Meteorological Tower, South of the plant
E-02	Site Boundary Control Center - East Side of Building
E-03	Tapawingo Road, about 0.4 Miles West of Lakeshore Road
E-04	North Boundary
E-05	Two Creeks Park, the TLD is on South side of Two Creeks Road, West of Lakeshore Road on first pole West of Lakeshore.
E-06	Point Beach State Park - Water and shoreline sediment samples near the Coast Guard Station; soil and vegetation from the Point Beach State Park campground area N of the Coast Guard Station and on the West side of County Road O; TLD located South of lighthouse on telephone pole.
E-07	WPSC Substation on County Rt. V, about 0.5 Miles West of Hwy. 42
E-08	G. J. Francar Property, at the SE Corner of the Intersection of Cty. B and Zander Road
E-09	Nature Conservancy, East side of Hwy 42. Corner of Hwy 42 and Cty. BB. On pole North side of Entrance.
E-10	PBNP Site Well
E-11	Lambert Dairy Farm, 1523 Tapawingo Road, 0.5 miles West of Saxonburg Road
E-12	Discharge Flume / Pier, U-1 side
E-13	Pumphouse
E-14	South Boundary, about 0.2 miles East of Site Boundary Control Center
E-15	SW Corner of Site, N side of Nuclear Rd at junction with Twin Elder Rd.
E-16b	Pole #2124 23L17, Third pole (beside white underground cable post) N of old E-16 pole at residence 14427 Hwy 42
E-17	North of Mishicot, Cty. B and Assman Road, NE Corner of Intersection
E-18	NW of Two Creeks at Zander and Tannery Roads
E-20	Reference Location, 17 miles SW, at Holy Family College
E-21	Local Dairy Farm just South of Site (R. Strutz) on Lakeshore and Irish Roads
E-22	West Side of Hwy. 42, about 0.25 miles North of Johanek Road
E-23	Greenfield Lane, about 4.5 Miles South of Site, 0.5 Miles East of Hwy. 42
E-24	North Side of County Rt. V, near intersection of Saxonburg Road
E-25	South Side of County Rt. BB, about 0.5 miles West of Norman/Saxonberg Road



OFFSITE DOSE CALCULATION MANUAL

TABLE 12-2  
RADIOLOGICAL ENVIRONMENTAL SAMPLING LOCATIONS

LOCATION CODE	LOCATION DESCRIPTION
E-26b	804 Tapawingo Road, Pole #2124 18L17, Second Pole East of Cty. B. North Side of Road
E-27	NE corner of Saxonburg and Nuclear Roads, about 4 Miles WSW
E-28	TLD on westernmost pole between the 2nd and 3rd parking lots,
E-29	On microwave tower fence
E-30	NE corner at Intersection of Tapawingo and Lakeshore Roads.
E-31	On utility pole North side of Tapawingo Road closest to the gate at the West property line
E-32	On a conduit/pole located near the junction of property lines, about 500 feet east of the west gate in line with first designated treeline on Tapawingo Road and about 1200 feet south of Tapawingo Road. The location is almost under the power lines between the blue and gray transmission towers. (The conduit/pole is about 6 feet high).
E-38	On tree West of former Retention Pond site
E-39	On tree East of former Retention Pond site
E-40	Local Dairy Farm (Barta), about 1.8 miles north of intersection of Highway 42 and Nuclear Road (Manitowoc County), on West side of Highway 42.
E-41	NW corner of Woodside and Nuclear Roads (Kewaunee Co.)
E-42	NW corner of Church and Division, East of Mishicot
E-43	West Side of Tannery Road South of Elmwood (7th pole South of Elmwood)
E-44	Utility Pole N side of Tapawingo Rd near house at 5011
E-TC	Transportation Control; Reserved for TLDs

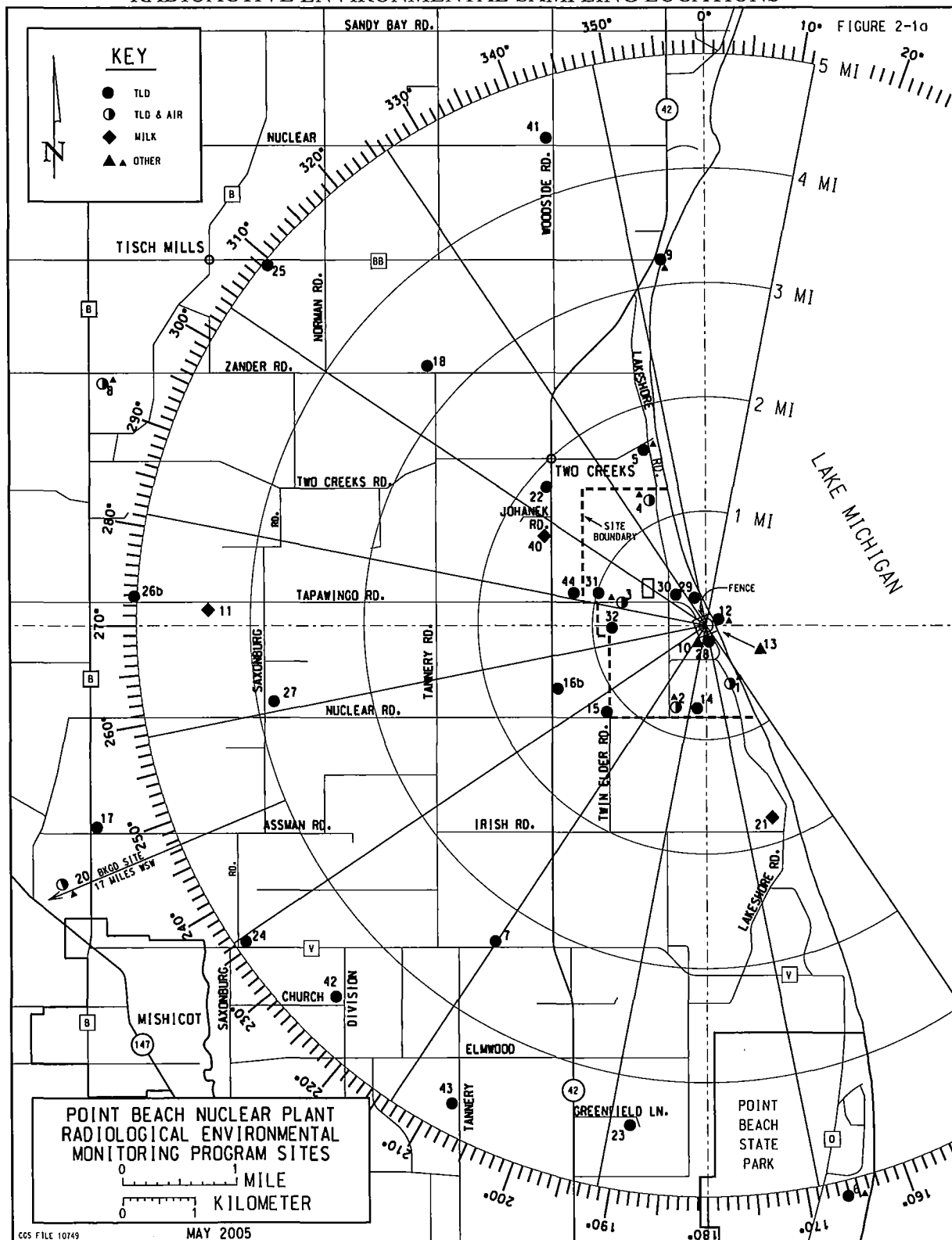
OFFSITE DOSE CALCULATION MANUAL

TABLE 12-3  
PBNP RADIOLOGICAL ENVIRONMENTAL SAMPLE COLLECTION AND ANALYSIS  
FREQUENCY

SAMPLE TYPE	SAMPLE CODES	ANALYSES	FREQUENCY
Environmental Radiation Exposure	E-01, -02, -03, -04, -05, -06, -07, -08, -09, -12, -14, -15, -16b, -17, -18, -20, -22, -23, -24, -25, -26b, -27, -28, -29, -30, -31, -32, -38, -39, -41, -42, -43, -44, -TC	TLD	Quarterly
Vegetation (Grass and Weeds)	E-01, -02, -03, -04, -06, -20	Gamma isotopic	2x/yr as available
Fish (edible portions only)	E-13	Gamma isotopic	4x/yr as available
Well Water	E-10	Gross beta, H-3	Quarterly
		Sr-89, 90, I-131	
		Gamma isotopic	
Lake Water	E-01, -05, -06	Gross beta	Monthly
		H-3, Sr-89, 90	Quarterly composite of monthly collections
		I-131	Monthly
		Gamma isotopic	Monthly
Milk	E-11, -21, -40	Sr-89, 90	Monthly
		I-131	
		Gamma isotopic	
Air Filters	E-01, -02, -03, -04, -08, -20	Gross beta	Weekly (particulate)
		I-131	Weekly (charcoal)
		Gamma isotopic	Quarterly (on composite particulate filters)
Soil	E-01, -02, -03, -04, -06, -20,	Gamma isotopic	1x/yr
Shoreline Sediment	E-01, -05, -06	Gamma isotopic Analysis	1x/yr

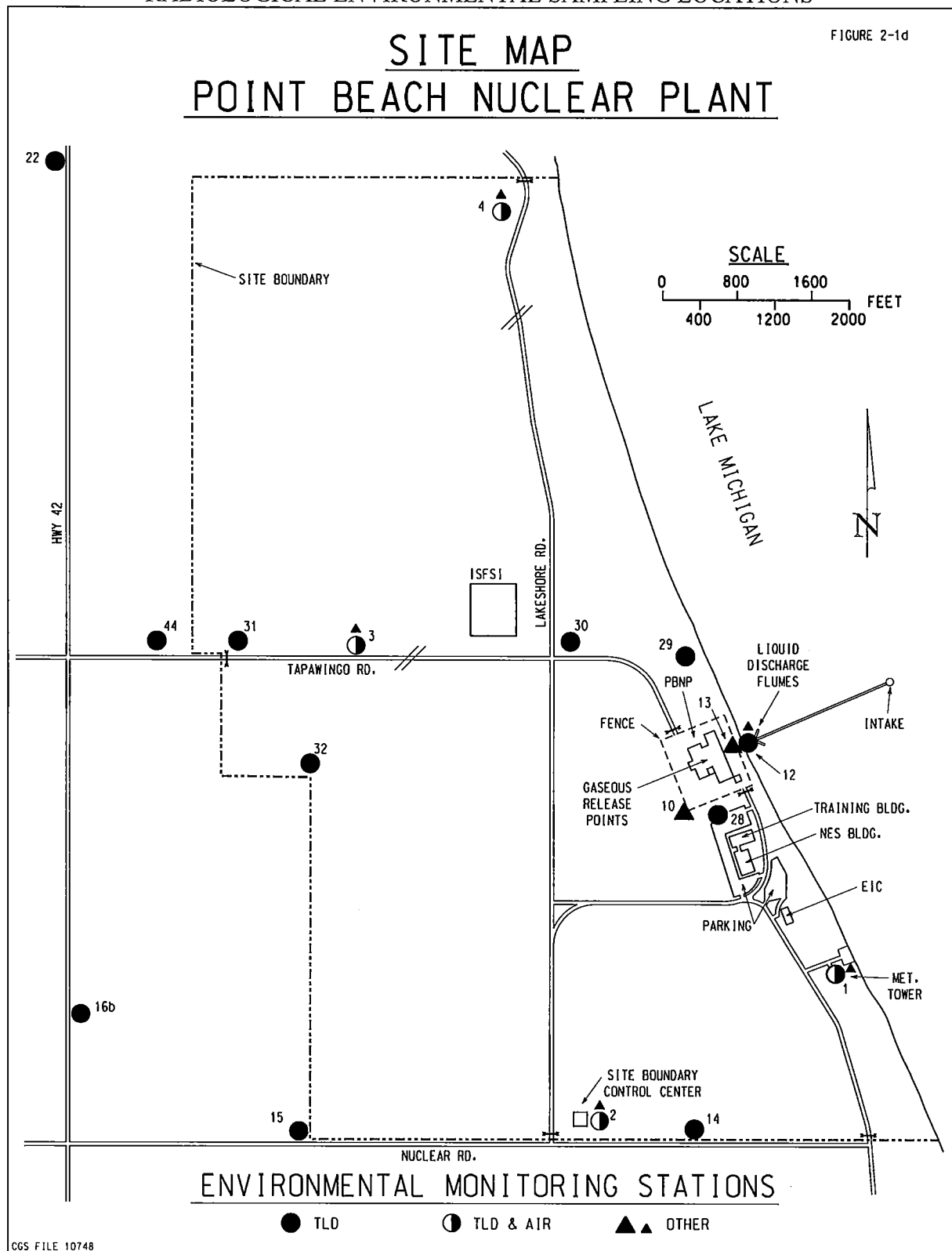
OFFSITE DOSE CALCULATION MANUAL

FIGURE 12-1  
RADIOACTIVE ENVIRONMENTAL SAMPLING LOCATIONS



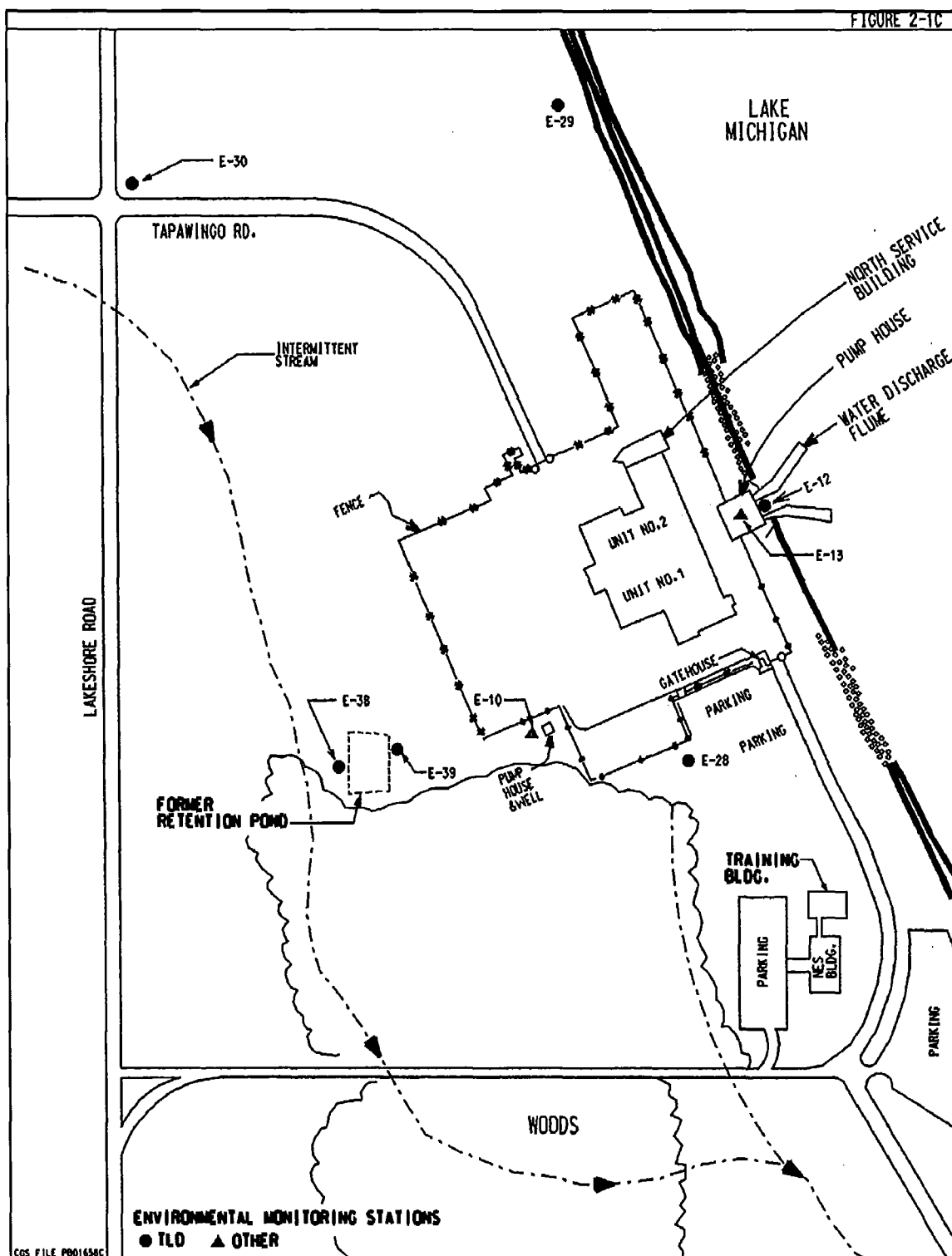
OFFSITE DOSE CALCULATION MANUAL

FIGURE 12-2  
RADIOLOGICAL ENVIRONMENTAL SAMPLING LOCATIONS



OFFSITE DOSE CALCULATION MANUAL

FIGURE 12-3  
RADIOLOGICAL ENVIRONMENTAL SAMPLING LOCATIONS



PB01658C.dgn 8/30/2005 8:11:44 AM



OFFSITE DOSE CALCULATION MANUAL

---

13.0 RADIOLOGICAL EFFLUENT CONTROLS PROGRAM

13.1 Radiological Effluent Controls Program

13.1.1 Basis

The Radiological Effluent Control Program (RECP) shall conform to 10 CFR 50.36a for the control of radioactive effluents and maintaining doses to members of the public from radioactive effluents as low as reasonably achievable (ALARA). The RECP also is established to control the amount and concentrations of radioactivity in PBNP effluent pursuant to the following documents:

- 10 CFR 50.34a-Design objectives for equipment to control releases of radioactive material in effluents-nuclear power reactors,
- 10 CFR 50, Appendix A, Criterion 60-Control of releases of radioactive material to the environment,
- 10 CFR 50, Appendix A, Criterion 63-Monitoring fuel and waste storage,
- 10 CFR 50, Appendix A, Criterion 64-Monitoring radioactivity releases,
- 10 CFR 20.1302-Compliance with dose limits for individual members of the public,
- 10 CFR 20.1501-General,
- PBNP General Design Criterion 17-Monitoring Radioactivity Releases, and
- PBNP General Design Criterion 70-Control of releases of radioactivity to the environment

13.1.2 Basis Statement

Liquid effluent from the radioactive waste disposal system is diluted by the circulating water system prior to release to Lake Michigan. With two pumps operating per unit, the flow of the circulating water system is approximately 390,000 gpm per unit. Operation of a single circulating water pump per unit reduces the nominal flow rate by about 35%. Liquid waste from the waste disposal system may be discharged to the circulating water system of either unit via the service water return header. Because of the low radioactivity levels in the circulating water discharge, the concentrations of liquid radioactive effluents at this point are not measured directly. Instead, the concentrations in the circulating water discharge are calculated from the measured concentration of the liquid effluent, the discharge flow rate of the effluent and the nominal flow in the circulating water system.

---

OFFSITE DOSE CALCULATION MANUAL

---

The release of radioactive materials in liquid effluents to unrestricted areas is monitored and controlled to conform to the dose objectives in Section II.A of Appendix I to 10 CFR 50 and will be ALARA in accordance with the requirements of 10 CFR Parts 50.34a and 50.36a. The monitoring and control also is undertaken to keep the concentrations of radionuclides in PBNP liquid effluent released to unrestricted areas conforming to ten times the maximum effluent concentration (MEC) values specified in Table 2, Column 2 of Appendix B to 10 CFR 20. Furthermore, the appropriate portions of the liquid radwaste treatment systems will be used as required to keep the releases ALARA.

These actions provide reasonable assurance that the resulting average annual dose or dose commitment from liquid effluent from each unit of the Point Beach Nuclear Plant for any individual in an unrestricted area from all pathways of exposure will not exceed the 10 CFR 50, Appendix I dose objectives. Thus, discharge of liquid wastes not exceeding these release limits will not result in significant exposure to members of the public because of consumption of drinking water from the lake, even if the effect of potable water treatment systems on reducing radioactive concentrations of the water supply is conservatively neglected.

Prior to release to the atmosphere, gaseous wastes are mixed in the auxiliary building vent with the flow from at least one of two auxiliary building exhaust fans. Further dilution then occurs in the atmosphere. Release of radionuclides to the atmosphere is monitored and controlled so that effluents to unrestricted areas conform to the dose objectives of Sections II.B and C of Appendix I to 10 CFR 50. Monitoring and control also is undertaken to ensure that at the point of maximum ground concentration at the site boundary, the radionuclide concentrations in the atmosphere will conform to the limits specified in Table 2, Column 1 of Appendix B to 10 CFR 20. Furthermore, the appropriate portions of the gaseous radwaste treatment system are used as required to keep the radioactive releases to the atmosphere ALARA.

In order to achieve the dose objectives of Appendix I to 10 CFR 50 and the aforementioned concentration limits, the setpoints for releases to the atmosphere and to Lake Michigan utilize the methodology found in the Offsite Dose Calculation Manual. Setpoints for releases to the atmosphere are based on conforming to the TS instantaneous dose rate limits using the dilution provided by building vents as well as the highest annual average  $\chi/Q$  at the site boundary. Setpoints for releases to Lake Michigan are based only on dilution by circulation water. Together, control and monitoring provide reasonable assurance that the annual dose from each unit's effluents, to an individual in an unrestricted area will not exceed the dose objectives of Appendix I to 10 CFR 50.

OFFSITE DOSE CALCULATION MANUAL

---

Implementation of the RECP will keep average annual releases of radioactive material in PBNP effluents and their resultant committed effective dose equivalents at small percentages of the dose limits specified in 10 CFR 20.1301. At the same time, the methodology of implementing the RECP permits the flexibility of operation, compatible with considerations of health and safety, to assure that the public is provided with a dependable source of power even under unusual operating conditions which may temporarily result in releases higher than such numerical guides for design objectives set forth in Appendix I but still within levels that assure that the average population exposure is equivalent to small fractions of doses from natural background radiation.

Compliance with the provisions of Appendix I to 10 CFR Part 50 constitutes adequate demonstration of conformance to the standards set forth in 40 CFR Part 190 regarding the dose commitment to individuals from the uranium fuel cycle.

13.1.3 Other RECP Reportable Events

a. Radioactive Effluent Non-Treatment

If the effluent treatment system for radioactive liquids or for releases to the atmosphere is non-functional and effluents are being discharged for 31 consecutive days without the treatment required to meet the release limits specified in Section 6.1 and Section 7.1, a special report shall be prepared and submitted to the Commission within thirty days which includes the following information:

1. Identification of the non-functional equipment or subsystem and the reason for non-functionality.
2. Actions taken to restore the non-functional equipment to FUNCTIONAL status.
3. Summary description of actions taken to prevent a recurrence.

b. Exceeding Radioactive Effluent Release Limits

If the quantity of radioactive material actually released in liquid or gaseous effluents during any calendar quarter exceeds twice the quarterly limit as specified in Sections 6.2, 7.2 or 7.3, a special report shall be prepared and submitted to the Commission within thirty days of determination of the release quantity.

OFFSITE DOSE CALCULATION MANUAL

---

The report must describe the extent of exposure of individuals to radiation and radioactive material, including as appropriate:

1. corrective action(s) to be taken to reduce subsequent releases to prevent recurrence of exceeding the limits, including the schedule for achieving conformance with applicable limits, ALARA constraints, generally applicable environmental standards, and associated license conditions,
2. estimates of exposures to a member of the public, including the dose from any external storage units, such as the ISFSI and the SGSF, for compliance with 40 CFR 190 limits,
3. levels of radiation and concentrations of radioactive materials involved, and
4. cause of the elevated exposures, dose rates, or concentrations.

If the dose to any member of the public exceeds 75 mrem to the thyroid or 25 mrem to the whole body or any organ other than the thyroid, pursuant to 40 CFR 190, the report shall also contain a request for a variance from this standard pursuant to 40 CFR 190.11.

c. Major Change to Radioactive Liquid, Gaseous and Solid Waste Treatment Systems

Licensee initiated major changes to the radioactive waste treatment systems (liquid, gaseous, and solid) shall be reported to the U.S. Nuclear Regulatory Commission with the periodic update to the FSAR for the period for which the updates are submitted. The discussion of each change shall include:

1. A summary of the evaluation that led to the determination that the change could be made in accordance with 10 CFR Part 50.59;
2. Information necessary to support the reason for the change;
3. A description of the equipment, components and processes involved and the interfaces with other plant systems;
4. An evaluation of the change, which shows how the predicted releases of radioactive materials in liquid effluents and gaseous effluents and/or quantity of solid waste will differ from those previously predicted in the license application and amendments thereto;

OFFSITE DOSE CALCULATION MANUAL

---

5. An evaluation of the change, which shows the expected maximum exposures to an individual in the unrestricted area and to the general population that differ from those previously estimated in the license application and amendments thereto;
6. An estimate of the exposure to plant operating personnel because of the change

d. Audits

The activities of the Radiological Effluent Controls Program as described in this manual and its implementing procedures shall be audited in accordance with Section 2.4.

13.2 Radioactive Effluent Control and Accountability

13.2.1 Radiation Monitoring System

a. Description

The computerized Radiation Monitoring System (RMS) at Point Beach Nuclear Plant consists of area and process monitors. The effluent monitors are those process monitors that are designed to detect and measure radioactivity in liquid and gaseous releases from PBNP. A description of the liquid and gaseous effluent monitors and associated isolation and control functions are presented in ODCM Sections 9.1 and 10.1.

b. Calibration

Calibration of the RMS detectors is accomplished according to the PBNP instrument and control procedures.

c. Setpoints

The methodology for determining effluent RMS detector setpoints is described in the ODCM Sections 9.1 and 10.1.

d. Alarms

Response to alarms received from RMS effluent detectors is described in the PBNP RMS Alarm Setpoint and Response Book.

e. Effluent Detector Functionality and Surveillance

Detector functionality and surveillance requirements are addressed in Sections 6.0 and 7.0 of this manual.

OFFSITE DOSE CALCULATION MANUAL

---

13.2.2 Release Accountability

Control and accountability of radioactivity in PBNP effluents is accomplished by the RMS in conjunction with the characterization of radionuclide distributions by laboratory analyses of grab samples from the various waste streams. Sampling frequencies and analysis requirements are set forth in Sections 6.1.4 and 7.1.4 of this manual. Additional aspects of grab sampling and release accountability are described in the PBNP Release Accountability Manual

13.3 Radioactive Effluent Monitoring Instrumentation Functionality Requirements

13.3.1 Objective

The functionality of detectors is specified in order to ensure that liquid and gaseous radioactive effluents are adequately monitored and to ensure that alarm or trip setpoints are established such that effluent releases do not exceed the values cited in Sections 6.1.1, 6.2.1, 7.1.1, 7.2.1, 7.3.1 and 8.1.

13.3.2 Functionality Specifications

- a. The radioactive effluent monitoring instrumentation channels listed in Table 6-2 and Table 7-2 shall be functional. The alarm or trip setpoints of these channels shall be determined and adjusted in accordance with the methodology and parameters in the ODCM.
  1. All monitors are defined by the term FUNCTIONAL – FUNCTIONALITY, **EXCEPT** 1(2) RE-212 Containment Noble Gas Monitor which is defined by the term OPERABLE – OPERABILITY.
  2. **IF** the ability of 1(2) RE-212, Containment Noble Gas Monitor, to perform its function is questioned, **THEN** the Operability Determination process is applicable. (LCO 3.4.15, RCS Leakage Detection Instrumentation)
- b. If fewer than the minimum number of radioactive effluent monitoring channels are functional, the action statement listed in either Table 6-2 or Table 7-2 shall be taken. Best effort shall be made to return a non-functional channel to functional status within 30 days.
- c. If the channel is not returned to a functional status within 30 days, the circumstances of the instrument failure and schedule for repair shall be reported to the NRC Resident Inspector.



OFFSITE DOSE CALCULATION MANUAL

---

- d. If a radioactive effluent monitoring instrumentation channel alarm or trip setpoint is found less conservative than required by the ODCM, the channel shall be declared non-functional **OR** the setpoint shall be changed to the ODCM value or a more conservative value.

13.4 Solid Radioactive Waste

The solid radwaste system shall be used in accordance with the Process Control Program to process radioactive wastes to meet all shipping and burial ground requirements. If the provisions of the Process Control Program are not satisfied, shipments of defectively processed or defectively packaged radioactive waste from the site will be suspended. The Process Control Program shall be used to verify solidification of radwaste.

## OFFSITE DOSE CALCULATION MANUAL

---

### 14.0 REFERENCES

- 14.1 10 CFR Part 50, "Domestic Licensing of Production and Utilization Facilities," U.S. Nuclear Regulatory Commission, Washington DC.
- 14.2 Regulatory Guide 1.109, "Calculation of Annual Doses to Man from Routine Releases of Reactor Effluents for the Purpose of Demonstrating Compliance with 10 CFR Part 50, Appendix I," U.S. Nuclear Regulatory Commission, Washington, DC.
- 14.3 Regulatory Guide 1.113, "Estimating Aquatic Dispersion of Effluents from Accidental and Routine Reactor Releases for the Purpose of Implementing Appendix I," U.S. Nuclear Regulatory Commission, Washington, DC.
- 14.4 Regulatory Guide 1.21, "Measuring, Evaluating, and Reporting Radioactive Material in Liquid and Gaseous Effluents and Solid Waste," U.S. Nuclear Regulatory Commission, Washington, DC.
- 14.5 NUREG-0133, "Preparation of Radiological Effluent Technical Specifications for Nuclear Power Plants," October 1978.
- 14.6 NUREG-1301, "Offsite Dose Calculation Manual Guidance: Standard Radiological Effluent Controls for Pressurized Water Reactors," April 1991.
- 14.7 EPRI Technical Report 1021106 "Estimation of Carbon-14 in Nuclear Power Plant Gaseous Effluents", 2010.
- 14.8 Report No. R-2330244-001, Point Beach Annual Meteorological and Atmospheric Dispersion Report for 2009, December 2010.
- 14.9 Regulatory Guide 4.1, "Radiological Environmental Monitoring for Nuclear Power Plants," June 2008, Rev. 2, USNRC, Washington, DC.

**NOTE:** The NRC documents (References 14.2 - 14.6, and 14.9) are presented for informational purposes and do not constitute a NextEra Energy Point Beach commitment to these documents.

OFFSITE DOSE CALCULATION MANUAL

---

APPENDIX A  
LIQUID PATHWAY EMEC FOR USE IN SETPOINT CALCULATIONS

The effective maximum effluent concentration (EMEC) is calculated from the annual liquid releases for the years 2000 through 2010 (Table A-1). The EMEC is the total concentration of radionuclides which can be discharged without having the summation of concentration fractions exceed unity. To obtain this value, the average annual total radionuclide concentration is divided by the sum of the ratio of each average individual radionuclide concentration divided by 10x its maximum effluent concentration listed in 10CFR20, Appendix B, Table 2, Col 2. The EMEC formula (Equation 9-3) is:

$$EMEC = \frac{\sum C_i}{\sum \frac{C_i}{MEC_i}} \text{ or } EMEC = \frac{\sum C_i}{SOF} \quad [A-1]$$

Where:  $SOF$  = Sum of fractions  
 $C_i$  = Annual average concentration of radionuclide "i"  
 $MEC_i$  = 10x the maximum effluent concentration from 10CFR20, Appendix B, Table 2, Column 2. Also referred to as the Effluent Concentration Limit (ECL)

The 2000 – 2010 liquid effluent data are used for calculating the annual averages and EMEC (see Table A-1). C-14, Ni-63 and Tc-99 were added to the analytical requirements for liquid wastes in 2009, so each of these three radionuclides is averaged only over the two years of available data.

The annual average concentration is based on the volume for all of the eleven years. In calculating the annual average concentrations, the annual liquid waste effluent volumes were not used because they were four orders of magnitude lower than the dilution volume and would have but a minor effect on the resulting concentrations.

The calculated value for the EMEC is 9.89E-03  $\mu\text{Ci/cc}$ . The NaI detectors do not measure pure  $\beta$ -emitters such as H-3, C-14, Fe-55, Ni-63, Sr-90, and Tc-99. Therefore, a  $\beta$ -correction factor ( $\beta\text{CF}$ ) is used to correct for these radionuclides to correct for these isotopes not being detected by the monitors. Additional conservatism is realized when calculating individual liquid effluent monitor setpoints because the minimum dilution flow is used. PBNP technical specifications allow liquid discharge concentrations at ten times the concentrations set forth in 10CFR20, Appendix B, Table 2, Column 2.

The EMEC is the maximum concentration allowed at the point of discharge. Therefore, in addition to a  $\beta\text{CF}$ , a dilution scaling factor (SF) is applied to determine the monitor setpoint which is the maximum allowable discharge concentration. The SF is the ratio of the circ water flow rate (CW) to the release rate (RR) [ODCM formula 9-5]. Therefore the  $\text{SP} = \text{EMEC} * \text{SF} * \beta\text{CF}$ . The SF is calculated from the minimum circ water flow (243,000 gpm) and the maximum effluent release rate (Table 9-1).

OFFSITE DOSE CALCULATION MANUAL

TABLE A-1  
LIQUID EFFLUENT VOLUMES

	2000	2001	2002	2003	2004	2005	2006	2007	2008	2009	2010	TOTAL	Ave.
Discharge Vol. (cc)	4.94E+11	4.15E+11	4.72E+11	3.96E+11	4.15E+11	3.59E+11	3.77E+11	3.84E+11	4.12E+11	4.80E+11	6.24E+11	4.83E+12	4.39E+11
Dilution Vol. (cc)	1.06E+15	1.04E+15	1.03E+15	1.00E+15	1.04E+15	8.64E+14	1.12E+15	1.10E+15	1.70E+15	1.07E+15	1.11E+15	1.21E+16	1.103E+15

TABLE A-2  
LIQUID EFFLUENT RELEASES

	MEC ( $\mu$ Ci/cc)	2000 (Ci/yr)	2001 (Ci/yr)	2002 (Ci/yr)	2003 (Ci/yr)	2004 (Ci/yr)	2005 (Ci/yr)	2006 (Ci/yr)	2007 (Ci/yr)	2008 (Ci/yr)	2009 (Ci/yr)	2010 (Ci/yr)	Total (Ci)	Ave (Ci/yr)
H-3	1.00E-03	8.04E+02	5.88E+02	5.60E+02	7.48E+02	6.08E+02	5.53E+02	6.07E+02	5.88E+02	5.34E+02	6.37E+02	5.59E+02	6.79E+03	6.17E+02
C-14	3.00E-05										1.97E-02	3.39E-03	2.31E-02	1.15E-02
F-18	7.00E-04	2.26E-04	9.90E-04	3.31E-04	1.08E-03	1.30E-03	1.20E-03	2.52E-03	2.45E-03	1.97E-03	3.81E-03	5.66E-03	2.15E-02	1.96E-03
Na-22	6.00E-06										5.58E-06		5.58E-06	5.07E-07
Na-24	5.00E-05									5.50E-06			5.50E-06	5.00E-07
Cr-51	5.00E-04	8.24E-03	9.08E-03	1.41E-02	8.23E-03	4.25E-04	2.55E-03	7.82E-03	3.10E-03	2.06E-02	8.63E-03	4.88E-03	8.77E-02	7.97E-03
Mn-54	3.00E-05	4.53E-04	1.52E-03	4.42E-04	1.06E-03	1.21E-04	6.97E-04	4.39E-04	1.24E-04	6.62E-04	9.10E-04	1.42E-04	6.57E-03	5.97E-04
Mn-56	7.00E-05							1.92E-06					1.92E-06	1.75E-07
Fe-55	1.00E-04	1.12E-02	8.80E-03	6.82E-03	7.21E-03	3.85E-03	3.23E-03	3.06E-03	6.22E-03	5.50E-03	4.62E-03	4.92E-03	6.54E-02	5.95E-03
Fe-59	1.00E-05	1.23E-04	2.18E-04	1.85E-03	3.11E-04	5.61E-05	1.04E-05	1.09E-04	1.93E-04	5.21E-04	1.49E-04	3.66E-04	3.91E-03	3.55E-04
Ni-63	1.00E-04										9.94E-03	2.26E-03	1.22E-02	6.10E-03
Co-57	6.00E-05	1.29E-04	1.03E-03	1.11E-04	1.29E-04	1.06E-05	3.04E-05	5.50E-06		2.72E-04	9.13E-05	5.60E-05	1.86E-03	1.69E-04
Co-58	2.00E-05	5.56E-02	9.01E-02	3.39E-02	1.04E-01	4.12E-03	4.92E-03	3.58E-03	6.26E-03	3.70E-02	1.36E-02	4.28E-02	3.96E-01	3.60E-02
Co-60	3.00E-06	7.33E-03	1.35E-02	3.61E-03	1.27E-02	2.13E-03	8.02E-03	9.94E-03	5.45E-03	1.10E-02	2.17E-02	3.96E-03	9.93E-02	9.03E-03
Zn-65	5.00E-06	1.44E-04	1.76E-04	4.57E-05	6.35E-05	3.73E-06	8.13E-05	4.38E-05	4.62E-06	1.55E-04	3.50E-04	9.33E-06	1.08E-03	9.79E-05
As-76	1.00E-05				2.07E-05	1.27E-05	1.97E-05	1.84E-05	1.99E-05	7.09E-06	9.33E-05	8.59E-09	1.92E-04	1.74E-05
Sr-89	8.00E-06	3.41E-06									7.69E-05		8.03E-05	7.30E-06
Sr-90	5.00E-07	3.04E-04	8.79E-05	2.14E-04	1.57E-05			1.71E-06	9.36E-05	1.03E-05	1.95E-05		7.47E-04	6.79E-05
Sr-92	4.00E-05		1.36E-06	4.25E-05	5.54E-06						1.76E-06	1.61E-06	5.27E-05	4.79E-06
Nb-95	3.00E-05	1.07E-03	3.86E-03	1.67E-03	1.73E-03	1.83E-04	1.62E-03	9.38E-04	2.71E-04	3.92E-03	1.57E-03	6.09E-04	1.74E-02	1.59E-03
Nb-97	3.00E-04	2.93E-05	1.92E-05	9.20E-06	1.92E-05	1.50E-05	7.07E-06	9.10E-06	1.83E-06	1.50E-05	6.36E-06	1.13E-05	1.43E-04	1.30E-05

OFFSITE DOSE CALCULATION MANUAL

TABLE A-2  
LIQUID EFFLUENT RELEASES

	MEC ( $\mu\text{Ci/cc}$ )	2000 (Ci/yr)	2001 (Ci/yr)	2002 (Ci/yr)	2003 (Ci/yr)	2004 (Ci/yr)	2005 (Ci/yr)	2006 (Ci/yr)	2007 (Ci/yr)	2008 (Ci/yr)	2009 (Ci/yr)	2010 (Ci/yr)	Total (Ci)	Ave. (Ci/yr)
Zr-95	2.00E-05	5.11E-04	1.69E-03	7.02E-03	8.89E-04	5.26E-05	6.85E-04	4.97E-04	4.53E-05	2.12E-03	8.17E-04	3.38E-04	1.47E-02	1.33E-03
Zr-97	9.00E-06		1.65E-06	5.31E-08	7.14E-06	0.00E+00	0.00E+00	2.86E-06				6.67E-06	1.84E-05	1.67E-06
Mo-99	2.00E-05		1.96E-06		8.72E-06								1.07E-05	9.71E-07
Tc-99	6.00E-05										6.46E-04	6.60E-04	1.31E-03	6.53E-04
Tc-99m	1.00E-03		6.34E-06		8.45E-06								1.48E-05	1.34E-06
Ru-103	3.00E-05			9.58E-06					2.68E-06	2.05E-05			3.28E-05	2.98E-06
Ru-105	7.00E-05			1.68E-05									1.68E-05	1.52E-06
Ru-106	3.00E-06			2.31E-05	3.13E-05				2.49E-04				3.03E-04	2.76E-05
Ag-110m	6.00E-06	2.92E-03	4.66E-03	2.80E-03	3.85E-03	5.45E-04	3.29E-03	2.46E-03	4.74E-03	2.67E-03	1.06E-03	2.95E-03	3.19E-02	2.90E-03
Sn-113	3.00E-05	1.20E-04	3.51E-04	6.91E-04	4.17E-04	3.23E-05	1.64E-04	7.81E-05	1.17E-04	1.22E-03	4.34E-04	2.88E-04	3.91E-03	3.56E-04
Sn-117m	3.00E-05	3.47E-04	5.83E-04	1.32E-03	1.45E-03	1.29E-03	2.45E-03	1.24E-03	2.27E-03	4.34E-03	3.68E-03	1.70E-03	2.07E-02	1.88E-03
Sb-122	1.00E-05	5.90E-06		3.14E-06	4.25E-06		5.75E-06	3.49E-06	1.33E-05		5.66E-07		3.64E-05	3.31E-06
Sb-124	7.00E-06	2.03E-04	4.31E-04	6.09E-04	4.71E-04	1.76E-03	4.76E-05	2.01E-04	2.90E-04	1.20E-03	7.59E-04	1.06E-03	7.03E-03	6.39E-04
Sb-125	3.00E-05	5.70E-03	6.65E-04	2.06E-03	1.30E-02	6.69E-03	2.40E-02	9.15E-04	4.88E-02	2.64E-02	8.90E-03	1.57E-03	1.39E-01	1.26E-02
Te-131	8.00E-05							3.49E-06					3.49E-06	3.17E-07
Te-132	9.00E-06	2.73E-05		3.73E-05	1.17E-04	1.07E-05			2.32E-05	1.38E-05			2.29E-04	2.09E-05
I-131	1.00E-06	1.65E-04		9.30E-05	1.97E-06	2.50E-06			3.74E-05	9.32E-07		1.21E-05	3.13E-04	2.85E-05
I-132	1.00E-04									1.10E-05			1.10E-05	1.00E-06
I-133	7.00E-06	2.68E-06					1.74E-05	4.22E-05	2.06E-05	1.53E-06		2.10E-05	1.05E-04	9.58E-06
Cs-134	9.00E-07							2.70E-06					2.70E-06	2.45E-07
Cs-134m	2.00E-03			4.09E-06									4.09E-06	3.72E-07
Cs-136	6.00E-06	1.73E-05	1.60E-05	6.94E-06	6.83E-06		1.51E-06				5.67E-06	2.42E-06	5.67E-05	5.15E-06
Cs-137	1.00E-06	9.15E-04	9.31E-05	2.84E-05	7.83E-05	3.57E-05	2.62E-04	5.13E-04	1.04E-04	9.35E-05	2.45E-03	1.17E-05	4.58E-03	4.16E-04
Ba-139	2.00E-04	5.37E-07											5.37E-07	4.88E-08
Ba-140	8.00E-06		9.31E-06					3.66E-05	1.79E-05				6.38E-05	5.80E-06
La-140	9.00E-06	1.45E-04		8.21E-06									1.53E-04	1.39E-05
Ce-141	3.00E-05	0.00E+00	2.18E-06										2.18E-06	1.99E-07
W-187	3.00E-05							1.12E-05					1.12E-05	1.02E-06

OFFSITE DOSE CALCULATION MANUAL

TABLE A-3  
LIQUID EFFLUENT CONCENTRATIONS  
(The pure  $\beta$  emitters are highlighted)

	MEC ( $\mu\text{Ci/cc}$ )	Ann. Average ( $\mu\text{Ci/cc}$ )	C/10xMEC <sub>i</sub>
H-3	1.00E-03	5.59E-07	5.59E-05
C-14	3.00E-05	1.05E-11	3.49E-08
F-18	7.00E-04	1.77E-12	2.54E-10
Na-22	6.00E-06	4.60E-16	7.66E-12
Na-24	5.00E-05	4.53E-16	9.07E-13
Cr-51	5.00E-04	7.23E-12	1.45E-09
Mn-54	3.00E-05	5.41E-13	1.80E-09
Mn-56	3.00E-05	1.58E-16	2.26E-13
Fe-55	1.00E-04	5.39E-12	5.39E-09
Fe-59	1.00E-05	3.22E-13	3.22E-09
Ni-63	1.00E-04	5.53E-12	5.53E-09
Co-57	6.00E-05	1.53E-13	2.56E-10
Co-58	2.00E-05	3.26E-11	1.63E-07
Co-60	3.00E-06	8.19E-12	2.73E-07
Zn-65	5.00E-06	8.87E-14	1.77E-09
As-76	1.00E-05	1.58E-14	1.58E-10
Sr-89	8.00E-06	6.62E-15	8.27E-11
Sr-90	5.00E-07	6.16E-14	1.23E-08
Sr-92	4.00E-05	4.35E-15	1.09E-11
Nb-95	3.00E-05	1.44E-12	4.79E-09
Nb-97	3.00E-04	1.18E-14	3.92E-12
Zr-95	2.00E-05	1.21E-12	6.04E-09
Zr-97	9.00E-06	1.51E-15	1.68E-11
Mo-99	2.00E-05	8.80E-16	4.40E-12
Tc-99	6.00E-05	5.92E-13	9.86E-10
Tc-99m	1.00E-03	1.22E-15	1.22E-13
Ru-103	3.00E-05	2.70E-15	9.00E-12
Ru-105	7.00E-05	1.38E-15	1.97E-12
Ru-106	3.00E-06	2.50E-14	8.33E-10
Ag-110m	6.00E-06	2.63E-12	4.39E-08
Sn-113	3.00E-05	3.22E-13	1.07E-09
Sn-117m	3.00E-05	1.70E-12	5.68E-09
Sb-122	1.00E-05	3.00E-15	3.00E-11
Sb-124	7.00E-06	5.80E-13	8.28E-09
Sb-125	3.00E-05	1.14E-11	3.81E-08
Te-131	8.00E-08	2.88E-16	3.60E-13
Te-132	9.00E-06	1.89E-14	2.10E-10
I-131	1.00E-06	2.58E-14	2.58E-09
I-132	1.00E-04	9.07E-16	9.07E-13



OFFSITE DOSE CALCULATION MANUAL

TABLE A-3(CONT'D)  
LIQUID EFFLUENT CONCENTRATIONS

	MEC ( $\mu\text{Ci/cc}$ )	Ann. Average ( $\mu\text{Ci/cc}$ )	C/10xMEC <sub>i</sub>
I-133	7.00E-06	8.69E-15	1.24E-10
Cs-134	9.00E-07	2.23E-16	2.47E-11
Cs-134m	2.00E-03	3.37E-16	1.69E-14
Cs-136	6.00E-06	4.67E-15	7.79E-11
Cs-137	1.00E-06	3.77E-13	3.77E-08
Ba-139	2.00E-04	4.43E-17	2.21E-14
Ba-140	8.00E-06	5.26E-15	6.57E-11
La-140	9.00E-06	1.26E-14	1.40E-10
Ce-141	3.00E-05	1.80E-16	6.00E-13
W-187	3.00E-05	9.23E-16	3.08E-12
TOTAL		5.59E-07	5.66E-05
TOTAL $\gamma$		7.07E-11	5.95E-07
Total $\beta$		5.59E-07	5.60E-05

The  $\beta\text{CF}$  is based on the condition that the total summation of fraction or  $\Sigma\text{SOF} \leq 1$ . Therefore, at the setpoint, the  $\beta$  and  $\gamma$  SOF fractions of the total SOF ( $\Sigma\text{SOF}$ ) must satisfy the condition

$$1 = \text{SOF}\beta / \Sigma\text{SOF} + \text{SOF}\gamma / \Sigma\text{SOF}.$$

Because the monitors detect only the gamma fraction of the  $\Sigma\text{SOF}$ , the EMEC is multiplied by the ratio  $\text{SOF}\gamma / \Sigma\text{SOF}$  which is the  $\beta\text{CF}$ . Using the above Table A-3 SOF values, the

$$\beta\text{CF} = \text{SOF}\gamma / \Sigma\text{SOF} = 5.95\text{E-}07 / 5.66\text{E-}05 = 1.05\text{E-}02.$$

TABLE A-4  
BETA CORRECTED SETPOINTS

Beta Corrected Set Point = EMEC x SF x $\beta\text{CF}$			
Monitor	MAX GPM	SF (CW/RR)	$\beta$ -Corrected SP( $\mu\text{Ci/cc}$ )
1/2RE-229	22200	1.09E+01	1.14E-03
1/2RE-219/222	200	1.22E+03	1.26E-01
RE-230	700	3.47E+02	3.61E-02
RE-220	700	3.47E+02	3.61E-02
RE-218/223	100	2.43E+03	2.53E-01
1/2RE-216	4000	6.08E+01	6.32E-03

OFFSITE DOSE CALCULATION MANUAL

APPENDIX B  
LIQUID DOSE FACTORS TECHNICAL BASIS

TECHNICAL BASIS FOR PBNP SITE-SPECIFIC LIQUID DOSE FACTORS

The site-specific liquid dose factors, presented in Table 9-2, have been extracted from the liquid dose equations outlined in Regulatory Guide 1.109, Section C.1, along with the guidance of NUREG-0133. To obtain the liquid dose factors, all variables specific to each release of liquid effluents have been removed from the liquid dose equations of Regulatory Guide 1.109, Section C.1. These include the dilution flow rate and the average release rate of the effluent. The dose factors for each liquid effluent pathway are calculated using the following equations:

Aquatic Foods (Fish)

$$A_{io} = 114000 \times M_p \times U_{ap} \times \sum_i B_{ip} D_{aio} e^{-\lambda_i t_p} \quad [B-1]$$

Where:  $A_{io}$  = Ingestion dose factor to the total body or any organ "o" for radionuclide "i" (mrem/hr per  $\mu\text{Ci/mL}$ )

:  $M_p$  = the mixing ratio (reciprocal of the dilution factor) at the point of harvest of aquatic food  
= 0.1136 (Point of harvest of the fresh fish is taken at a point 1000m downstream. The plume centerline dilution factor at this location is 8.8 using RG 1.113 methodology. The factor of 2 allowed for current reversals was not used. See Appendix E.)

$U_{ap}$  = annual fish consumption rate for age group "a" and meat pathway "p" (kg/yr)  
= 0 kg/yr for infant  
= 6.9 kg/yr for child  
= 16 kg/yr for teen  
= 21 kg/yr for adult (see RG 1.109, Table E-5 for maximum exposed individual)

$B_{ip}$  = the equilibrium bioaccumulation factor for radionuclide "i" in pathway "p", expressed as the ratio of the concentration in biota (in pCi/kg) to the radionuclide concentration in water (pCi/l). (L/kg, see RG 1.109, Table A-1)

$D_{aio}$  = ingestion dose factor for age group "a", radionuclide "i" and organ "o", from Reg. Guide 1.109 (mrem/pCi)

$\lambda_i$  = the radioactive decay constant of nuclide "i", in  $\text{day}^{-1}$

$t_p$  = the average transit time required for nuclides to reach the point of exposure. For internal dose,  $t_p$  is the total time elapsed between release of the nuclides and the ingestion of the water  
= 0.5 d

114000 = conversion factor (pCi/ $\mu\text{Ci}$  \* mL/L per hr/yr)

OFFSITE DOSE CALCULATION MANUAL

---

Irrigated Foods (Meat From Watered Cattle)

$$A_{io} = 114000 \times M_p \times U_{ap} \times Q_{Aw} \times \sum_i F_f D_{aio} e^{-\lambda_i t_s} \quad [B-2]$$

Where:

- $M_p$  = the mixing ratio (reciprocal of the dilution factor) at the point of harvest of aquatic food  
= 0.1111 (Point at which water is taken from the lake is plume centerline 1 mile downstream. The plume centerline dilution factor at this location is 9 using RG 1.113 methodology. See Appendix E.)
- $U_{ap}$  = annual meat consumption rate for age group "a" and meat pathway "p" (kg/yr)  
= 0 kg/yr for infant  
= 41 kg/yr for child  
= 65 kg/yr for teen  
= 110 kg/yr for adult (see RG 1.109, Table E-5 for maximum exposed individual)
- $Q_{Aw}$  = consumption rate of contaminated water by an animal (L/d)  
= 60 L/day (see RG 1.109, Table E-3)
- $F_f$  = stable element transfer coefficients (d/kg, see RG 1.109, Table E-1)
- $D_{aio}$  = ingestion dose factor for age group "a", radionuclide "i" and organ "o", from Reg. Guide 1.109 (mrem/pCi)
- $\lambda_i$  = the radioactive decay constant of nuclide "i", in day<sup>-1</sup>
- $t_s$  = time from slaughter to consumption (d)  
= 20d (see RG 1.109, Table E-15)
- 114000 = conversion factor (pCi/μCi \* mL/L per hr/yr)

OFFSITE DOSE CALCULATION MANUAL

---

Irrigated Foods (Milk From Watered Cattle)

$$A_{io} = 114000 \times M_p \times U_{ap} \times Q_{Aw} \times \sum_i F_m D_{aio} e^{-\lambda_i t_f} \quad [B-3]$$

- Where:
- $M_p$  = the mixing ratio (reciprocal of the dilution factor) at the point of harvest of aquatic food;  
= 0.1111 (Point at which water is taken as plume centerline 1 mile downstream. The plume centerline dilution factor at this location is 9 using RG 1.113 methodology. See Appendix E.)
  - $U_{ap}$  = annual cow's milk consumption rate for age group "a" and milk pathway "p" (L/yr)  
= 330 L/yr for infant  
= 330 L/yr for child  
= 400 L/yr for teen  
= 310 L/yr for adult (from RG 1.109, Table E-5 for maximum exposed individual)
  - $Q_{Aw}$  = consumption rate of contaminated water by an animal (L/d)  
= 60 L/day (see RG 1.109, Table E-3)
  - $F_m$  = stable element transfer coefficients (d/L, from RG 1.109, Table E-1)
  - $D_{aio}$  = ingestion dose factor for age group "a", radionuclide "i" and organ "o", from Reg. Guide 1.109 (mrem/pCi)
  - $\lambda_i$  = the radioactive decay constant of nuclide "i", in day<sup>-1</sup>
  - $t_f$  = transport time from pasture to cow, to milk, to receptor (d)  
= 2 d (see RG 1.109, Table E-15)
  - 114000 = conversion factor (pCi/μCi \* mL/L per hr/yr)

OFFSITE DOSE CALCULATION MANUAL

---

Potable Water

$$A_{io} = 114000 \times M_p \times U_{ap} \times \sum_i D_{aio} e^{-\lambda_i t_p} \quad [B-4]$$

Where:

- $M_p$  = mixing ratio (reciprocal of the dilution factor) at the point of withdrawal of drinking water  
= 0.0384 (Withdrawal point is taken as the Two Rivers municipal water intake located a distance of 12 miles downstream. The plume centerline dilution factor at this location is 26 using RG 1.113 methodology.)
- $U_{ap}$  = a usage factor that specifies the drinking water intake rate for an individual of age group "a" associated with pathway "p";  
= 330 L/yr for infant  
= 510 L/yr for child  
= 510 L/yr for teen  
= 730 L/yr for adult (see RG 1.109, Table E-5)
- $D_{aio}$  = ingestion dose factor for age group "a", radionuclide "i" and organ "o", from Reg. Guide 1.109 (mrem/pCi)
- $\lambda_i$  = radioactive decay constant of nuclide "i", in day<sup>-1</sup>
- $t_p$  = average transit time required for nuclides to reach the point of exposure. (d)  
= 2 d (12.2 cm/s plus 12 hours to reflect the transport of the water through the water purification plant and distribution system)
- 114000 = conversion factor (pCi/μCi \* mL/L per hr/yr)

OFFSITE DOSE CALCULATION MANUAL

---

Shoreline Deposits

$$A_{io} = 1.14E + 07 \times M_p \times U_{ap} \times W \times \sum_i T_i D_i e^{-\lambda_i t_p} (1 - e^{-\lambda_i t_b}) \quad [B-5]$$

Where:

$M_p$  = the mixing ratio (reciprocal of the dilution factor) at the point of harvest of aquatic food;  
= 0.01821 (Point of exposure is taken as the Point Beach State Park beach which is located 8000 meters downstream. The plume shoreline dilution factor at this location is 54.9 using RG 1.113 methodology. The factor of 2 allowed for current reversals was not used. See Appendix E)

$U_{ap}$  = annual drinking water consumption for age group "a" and pathway "p" (L/yr)  
= 0 hr/yr for infant  
= 14 hr/yr for child  
= 67 hr/yr for teen  
= 12 hr/yr for adult (from RG 1.109, Table E-5 for maximum exposed individual)

$W$  = the shoreline width factor;  
= 0.3 (from RG 1.109, Table A-2)

$T_i$  = radioactive half-life of radionuclide "i" (d)

$D_i$  = the external dose factor for nuclide "i", in mrem/hr per pCi/m<sup>2</sup>, taken from Table E-6 of RG 1.109

$\lambda_i$  = the radioactive decay constant of nuclide "i", in day<sup>-1</sup>

$t_p$  = the average transit time required for nuclides to reach the point of exposure (d)  
= 0.5 d

$t_b$  = time period of long-term buildup for activity in sediment or soil (d)  
= 5.47E+03 d (15 yr, see RG 1.109, Table E-15)

1.14E+07 = conversion factor (pCi/μCi \* mL/kg per hr/yr) and to account for the proportionality constant used in the sediment radioactivity model

Following the guidance of NUREG-0133, the adult age group represents the maximum exposed individual. Evaluation of doses for other age groups is not required for demonstrating compliance with the dose criteria of Section 6.2. To obtain a composite dose factor, the factors are summed for each liquid effluent pathway. (Reference Appendix K)



OFFSITE DOSE CALCULATION MANUAL

---

APPENDIX C  
GASEOUS PATHWAY SETPOINT CALCULATIONS

The calculation of the setpoints for airborne effluents is based on the tech spec requirement that the noble gas dose rate at the site boundary nearest the closest residence must be  $\leq 500$  mrem/yr total body or  $\leq 3000$  mrem/yr to the skin of the whole body. The calculation proceeds in a manner similar to the liquid EMEC calculation. First the average noble gas emission rate for each identified noble gas is calculated from the average annual effluent discharge. Next, the site boundary concentrations are calculated by multiplying the release rates by the dispersion coefficient,  $\chi/Q$ . Then the product of the individual noble gas concentrations and its dose factor is summed to determine the total dose rate from this noble gas mixture. Dividing this dose rate into the dose rate limit determines factor by which the average total site boundary noble concentration must be multiplied in order to achieve the concentration which will yield the limiting dose rate. Finally, based on the flow rate of an individual stack and applying the dispersion factor, the alarm setpoint for that stack monitor is calculated.

The parameters for calculating the setpoints are shown in the spreadsheet below and the setpoints are calculated using either equation 10-1 (total body) or equation 10-2 (skin).

OFFSITE DOSE CALCULATION MANUAL

TABLE C-1  
NOBLE GAS RELEASES

	2000 (Ci/yr)	2001 (Ci/yr)	2002 (Ci/yr)	2003 (Ci/yr)	2004 (Ci/yr)	2005 (Ci/yr)	2006 (Ci/yr)	2007 (Ci/yr)	2008 (Ci/yr)	2009 (Ci/yr)	2010 (Ci/yr)	Avg (Ci/yr)
Ar-41	1.35E+00	9.28E-01	1.87E+00	7.77E-01	8.47E-01	4.61E-01	5.45E-01	4.98E-01	1.55E+00	7.67E-01	7.74E-01	8.52E-01
Kr-85	0.00E+00	0.00E+00	4.87E-03	3.95E-04	0.00E+00	2.63E-04	0.00E+00	0.00E+00	1.37E-03	8.66E-03	0.00E+00	1.41E-03
Kr-85m	1.47E-02	4.42E-04	4.67E-02	0.00E+00	2.84E-03	3.71E-03	1.43E-04	2.07E-04	8.47E-04	7.60E-03	9.73E-03	7.90E-03
Kr-87	3.51E-02	1.76E-03	1.68E-01	0.00E+00	7.27E-03	8.80E-03	0.00E+00	4.64E-04	2.10E-03	1.86E-02	2.35E-02	2.41E-02
Kr-88	3.52E-02	2.02E-03	1.61E-01	0.00E+00	7.62E-03	9.12E-03	0.00E+00	2.02E-02	6.50E-03	1.80E-02	2.33E-02	2.57E-02
Xe-131m	0.00E+00	1.15E-04	0.00E+00	7.00E-05	0.00E+00	0.00E+00	0.00E+00	0.00E+00	1.70E-03	8.04E-04	0.00E+00	2.44E-04
Xe-133	9.86E-01	4.95E-01	2.37E-01	1.12E-01	3.70E-01	9.14E-02	4.13E-02	9.95E-02	3.32E-04	5.43E-02	2.83E-01	2.52E-01
Xe-133m	2.89E-03	4.72E-04	0.00E+00	8.37E-04	9.67E-04	5.19E-04	3.65E+00	3.74E-04	2.77E-01	9.40E-04	2.11E-03	3.58E-01
Xe-135	1.75E-01	3.20E-02	4.10E-01	1.59E-04	1.97E-02	2.26E-02	9.32E-02	4.79E-03	4.05E-03	4.28E-02	6.14E-02	7.88E-02
Xe-135m	6.07E-02	0.00E+00	1.79E-01	3.46E-04	1.18E-02	1.74E-02	1.48E-02	9.53E-04	0.00E+00	3.36E-02	5.38E-02	3.38E-02
Xe-138	1.50E-01	8.77E-03	7.57E-01	0.00E+00	3.25E-02	4.43E-02	3.89E-02	2.17E-03	1.14E-02	9.17E-02	1.16E-01	1.14E-01

TABLE C-2  
AVERAGE ANNUAL DISCHARGE VOLUME

MONITOR	VENT/STAGE	CFM	CC/MIN	CC/YR
RE-214	ABVS	66,400	1.880E+09	9.883E+14
RE-225	CAE	20	5.663E+05	2.977E+11
1/2RE-215	CAE	10	2.832E+05	1.488E+11
1RE-212	U1	25,000	7.079E+08	
2RE-212	U2	38,000	1.076E+09	
1/2RE-212	U1/2	35	9.911E+05	5.209E+11
RE-224	GSVS	13,000	3.681E+08	1.935E+14
RE-221	DAVS	43,100	1.220E+09	6.415E+14
			Total (cc/yr)	1.823E+15

OFFSITE DOSE CALCULATION MANUAL

The average annual discharge volume is based on the flow from the four pathways monitored by RE-214, RE-221, RE-224, and RE-225. A random check of monthly effluent calculations show that over a span of one year, only the Aux. Bldg. Vent Stack, the Gas Stripper, and the Drumming Area Vent are important. The containment vents typically are about 35 cfm. The purges at 25,000 cfm occur during outages at a time when there no noble gas is detected in containment as all results are <MDA. Therefore, including the purge volumes would result in a less conservative calculated concentration by adding to the total volume at a time when no noble gases would be contributed to the total annual noble gas discharge. Also, not included are the GDT discharges. Their volumes are negligible in comparison to the main stack discharge volumes.

TABLE C-3  
NOBLE GAS SETPOINT PARAMETER CALCULATION

	Avg. (Ci/yr)	C <sub>i</sub> (μCi/cc)	K <sub>i</sub> (Whole Body)	L <sub>i</sub> (skin)	M <sub>i</sub> (γ-air)	C <sub>i</sub> × K <sub>i</sub>	C <sub>i</sub> × (L <sub>i</sub> + 1.1M <sub>i</sub> )
Ar-41	8.52E-01	4.670E-10	8.84E+03	2.69E+03	9.30E+03	4.129E-06	6.034E-08
Kr-85	1.41E-03	7.758E-13	1.61E+01	1.34E+03	1.72E+01	1.249E-11	1.054E-09
Kr-85m	7.90E-03	4.335E-12	1.17E+03	1.46E+03	1.23E+03	5.072E-09	1.219E-08
Kr-87	2.41E-02	1.324E-11	5.92E+03	9.73E+03	6.17E+03	7.839E-08	2.187E-07
Kr-88	2.57E-02	1.411E-11	1.47E+04	2.37E+03	1.52E+04	2.074E-07	2.694E-07
Xe-131m	2.44E-04	1.341E-13	9.15E+01	4.76E+02	1.56E+02	1.227E-11	6.613E-11
Xe-133	2.52E-01	1.383E-10	2.94E+02	3.06E+02	3.53E+02	4.065E-08	9.600E-08
Xe-133m	3.58E-01	1.963E-10	2.51E+02	9.94E+02	3.27E+02	4.927E-08	2.657E-07
Xe-135	7.88E-02	4.319E-11	1.81E+03	1.86E+03	1.92E+03	7.818E-08	1.716E-07
Xe-135m	3.38E-02	1.857E-11	3.12E+03	7.11E+02	3.36E+03	5.792E-08	8.182E-08
Xe-138	1.14E-01	6.247E-11	8.83E+03	4.13E+03	9.21E+03	5.516E-07	8.909E-07
TOTAL						5.197E-06	8.042E-06

Inserting these calculated totals and this sector's  $\chi/Q$  into equations 10-1 and 10-2, the equations reduce to the following:

$$\begin{aligned} SP_{TB} (\mu\text{Ci/cc}) &= 1.79\text{E}+02\text{AF}/\text{VF} \quad \text{and} \quad SP_s (\mu\text{Ci/cc}) = 6.95\text{E}+03\text{AF}/\text{VF} , \text{ or} \\ SP_{TB} (\mu\text{Ci/cc}) &= 1.95\text{E}-04\text{AF}/(\text{VF} * \chi/Q) \quad \text{and} \quad SP_s (\mu\text{Ci/cc}) = 7.58\text{E}-04\text{AF}/(\text{VF} * \chi/Q) . \end{aligned}$$

From this it is seen that the limiting setpoints are derived using the total body dose rate restriction. The resulting setpoints are shown in Table C-4 where AF is applied only to RE-214, RE-221, RE-224, and RE-225.

OFFSITE DOSE CALCULATION MANUAL

TABLE C-4  
RMS AIRBORNE ALARM SETPOINTS

GASEOUS EFFLUENT PATHWAY	MONITORS	DISCHARGE FLOW RATE (cfm)	DEFAULT SETPOINT ( $\mu\text{Ci/cc}$ )
1. Auxiliary Building Vent	RE-214 & SPING 23	66,400	6.75E-04
2. Combined Air Ejector	RE-225	20	2.24E+00
3. Unit Air Ejector	1(2) RE-215	10	1.79E+01
4. Containment Purge Vent			
Unit 1	1RE-212 & SPING 21	25,000 <sup>1</sup>	7.17E-03
Unit 2	2RE-212 & SPING 22	38,000 <sup>2</sup>	4.72E-03
Unit 1(2)	1(2) RE-212	35 <sup>3</sup>	5.12E+00
5. Gas Stripper Building	RE-224	13,000	3.45E-03
6. Drumming Area Vent	RE-221 & SPING 24	43,100	1.04E-03

Note 1: Two fans of 12,500 cfm

Note 2: Two fans + 13,000 cfm from gas stripper bldg.

Note 3: Forced vent with nominal 35 cfm flow rate

OFFSITE DOSE CALCULATION MANUAL

---

APPENDIX D  
GASEOUS DOSE FACTORS TECHNICAL BASIS

TECHNICAL BASIS FOR PBNP SITE-SPECIFIC GASEOUS DOSE FACTORS

The site-specific gaseous dose factors, presented in Chapter 10, have been extracted from the gaseous effluent dose equations outlined in Regulatory Guide 1.109, Section C.2, along with the guidance of NUREG-0133, Section 5.3.

To obtain the gaseous dose factors, all variables specific to each release of gaseous effluents have been removed from the gaseous dose equations of Regulatory Guide 1.109. The dose factors for each gaseous effluent pathway are calculated using the following equations:

Inhalation Pathway (see NUREG-0133, Section 5.3.1.1)

$$R_{io} = 1 \times 10^6 \times BR_a \times D_{aio} \quad [D-1]$$

Where:

- $R_{io}$  = dose factor for each identified radionuclide "i" and organ "o" ( $m^2(mrem/yr)$  per  $\mu Ci/s$  or  $mrem/yr$  per  $\mu Ci/m^3$ )
- $BR_a$  = breathing rate for age group "a" ( $m^3/yr$ ):
  - Infant = 1400
  - Child = 3700
  - Teen & Adult = 8000 (from RG 1.109, Table E-5 for maximum exposed individual)
- $D_{aio}$  = Inhalation dose factor for age group "a", radionuclide "i" and organ "o", from Reg. Guide 1.109 ( $mrem/pCi$ )
- $1E+06$  = Conversion factor for  $pCi/\mu Ci$

Ground Plane Pathway (see NUREG-0133, Section 5.3.1.2)

$$R_{io} = 8.76 \times 10^9 \times SF \times D_{aio} \times \frac{(1 - e^{-\lambda_i t_b})}{\lambda_i} \quad [D-2]$$

Where:

- $R_{io}$  = dose factor for each identified radionuclide "i" and organ "o" ( $m^2(mrem/yr)$  per  $\mu Ci/s$  or  $mrem/yr$  per  $\mu Ci/m^3$ )
- $D_{aio}$  = ground plane dose factor for age group "a", radionuclide "i" and organ "o", (see RG 1.109, Table E-6)
- $\lambda_i$  = the radioactive decay constant of nuclide "i", in  $sec^{-1}$
- $t_b$  = the exposure period (sec)
  - =  $4.73E+08$  s (15 yr, from RG 1.109, App. C.1)
- $8.76E+09$  = conversion factor for  $pCi/\mu Ci$  and  $hr/yr$
- $SF$  = shielding factor
  - = 0.7 (see RG 1.109, Table E-15 for maximum exposed individual)

OFFSITE DOSE CALCULATION MANUAL

Grass-Cow-Milk Pathway

The dose from the grass-cow-milk pathway is determined according to Equation 10-11. The produce  $R_{io}$  dose factor is calculated according to the following equation for all particulates and iodines, EXCEPT H-3 and C-14:

$$R_{io} = 1E + 06 \times Q_f U_{ap} F_m D_{aio} e^{-\lambda_i t_f} \times \{f_p f_s + (1 - f_p f_s) e^{-\lambda_i t_h}\} \times \left\{ \frac{r(1 - e^{-(\lambda_i + \lambda_w)t_e})}{Y_v(\lambda_i + \lambda_w)} + \frac{B_{iv}(1 - e^{-\lambda_i t_b})}{P\lambda_i} \right\} \quad [D-3]$$

- Where:
- $R_{io}$  = dose factor for each identified radionuclide "i" and organ "o" ( $m^2$ -mrem/yr per  $\mu\text{Ci/s}$  or mrem/yr per  $\mu\text{Ci/m}^3$ )
  - $Q_f$  = cow feed consumption rate (kg/d)  
= 50 kg/d (from RG 1.109, Table E-3)
  - $U_{ap}$  = annual cow's milk consumption rate for age group "a" and milk pathway "p" (L/yr)  
= 330 L/yr for infant  
= 330 L/yr for child  
= 400 L/yr for teen  
= 310 L/yr for adult (from RG 1.109, Table E-5 for maximum exposed individual)
  - $F_m$  = stable element transfer coefficients (d/L, from RG 1.109, Table E-1)
  - $D_{aio}$  = ingestion dose factor for age group "a", radionuclide "i" and organ "o", from Reg. Guide 1.109 (mrem/pCi)
  - $\lambda_i$  = decay constant of radionuclide "i" ( $\text{sec}^{-1}$ )
  - $t_f$  = transport time from pasture to cow, to milk, to receptor (sec)  
=  $1.73E+05$  s (2d, from RG 1.109, Table E-15)
  - $f_p$  = fraction of the year that cow is on pasture  
= 0.5 (from June 1976 Appendix I submittal to NRC. Doc. Number NPC-27397)
  - $f_s$  = fraction of cow feed that is pasture grass while cow is on pasture  
= 0.5 (from June 1976 Appendix I submittal to NRC. Doc. Number NPC-27397)
  - $r$  = fraction of deposited activity retained on cow's feed grass  
= 1.0 for radioiodines  
= 0.2 for particulates (see RG 1.109, Table E-15)
  - $t_h$  = transport time from pasture, to harvest, to cow, to milk to receptor (sec)  
=  $7.78E+06$  s (90d, see RG 1.109, Table E-15)



OFFSITE DOSE CALCULATION MANUAL

---

- $\lambda_w$  = decay constant for removal of activity on leaf and plant surfaces by weathering ( $\text{sec}^{-1}$ )  
=  $5.73\text{E-}07 \text{ sec}^{-1}$  (corresponds to a 14 day half-life, see RG 1.109, Table E-15)
- $Y_v$  = agricultural productivity by unit area of pasture feed grass ( $\text{kg/m}^2$ )  
=  $0.7 \text{ kg/m}^2$  (from RG 1.109, Table E-15)
- $t_e$  = time period that crops are exposed to contamination during the growing season (s)  
=  $2.59\text{E+}06 \text{ s}$  (30d, see RG 1.109, Table E-15)
- $B_{iv}$  = concentration factor for the uptake of radionuclide "I", expressed as the ratio of the concentration in biota (pCi/kg) to the concentration in water (pCi/L) (see RG 1.109, Table E-1)
- $t_b$  = time period of long-term buildup for activity in sediment or soil (s)  
=  $4.72\text{E+}8 \text{ s}$  (15 yr, see RG 1.109, Table E-15)
- $P$  = effective surface density for soil ( $\text{kg/m}^2$ )  
=  $240 \text{ kg/m}^2$  (see RG 1.109, Table E-15)
- $1\text{E+}06$  = conversion factor for pCi/ $\mu$ Ci. This factor should be reduced to  $5\text{E+}05$  when calculating the dose factors for radioiodines. This accounts for the fraction of deposited elemental iodine that is accounted for in the dose modeling. See Reg. Guide 1.109, Appendix C, Section 3.a.

OFFSITE DOSE CALCULATION MANUAL

---

For carbon-14, the milk pathway  $R_{io}$  dose factor is calculated according to the following equation:

$$R_{io} = 1E+09 \times \frac{0.11}{0.16} \times F_m U_{ap} \times p \times Q_f D_{aio} e^{-\lambda_i t_h} \quad [D-4]$$

Where:

- $R_{io}$  = dose factor for radionuclide "i" (C-14) and organ "o" (mrem/yr per  $\mu\text{Ci}/\text{m}^3$ )
- 0.11 = fraction of plant mass that is natural carbon (see RG 1.109, eqn. C-8)
- 0.16 = concentration of natural carbon in the atmosphere (see RG 1.109, eqn. C-8)
- $F_m$  = stable element transfer coefficients (d/L, from RG 1.109, Table E-1)
- $U_{ap}$  = annual cow's milk consumption rate for age group "a" and milk pathway "p" (L/yr)
  - = 330 L/yr for infant
  - = 330 L/yr for child
  - = 400 L/yr for teen
  - = 310 L/yr for adult (from RG 1.109, Table E-5 for maximum exposed individual)
- $p$  = Fractional equilibrium ratio
  - = 1 for continuous releases (from RG 1.109, page 26)
- $D_{aio}$  = ingestion dose factor for age group "a", radionuclide "i" and organ "o", (mrem/pCi) (from Reg. Guide 1.109, Table E-11)
- $Q_f$  = cow feed consumption rate (kg/d)
  - = 50 kg/d (from RG 1.109, Table E-3)
- 1E+09 = conversion factor for pCi/ $\mu\text{Ci}$  and g/kg.
- $\lambda_i$  = decay constant of radionuclide "i" (C-14) ( $\text{sec}^{-1}$ )
  - =  $3.84E-12 \text{ sec}^{-1}$
- $t_h$  = time interval between harvest and consumption of food (sec)
  - =  $1.73E+05 \text{ sec}$  (2 d, RG 1.109, Table E-15)

OFFSITE DOSE CALCULATION MANUAL

---

For hydrogen-3, the milk pathway  $R_{io}$  dose factor is calculated according to the following equation:

$$R_{io} = 1E + 09 \times 0.75 \times \frac{0.5}{H} F_m U_{ap} Q_f D_{aio} e^{-\lambda_i t_h} \quad [D-5]$$

Where:

- $R_{io}$  = dose factor for radionuclide "i" (H-3) and organ "o" (mrem/yr per  $\mu\text{Ci}/\text{m}^3$ )
- 0.75 = fraction of plant mass that is water (see RG 1.109, eqn. C-9)
- 0.5 = ratio of tritium concentration in plant water to tritium concentration in atmospheric water (see RG 1.109, eqn. C-9)
- $H$  = absolute humidity at the location of interest ( $\text{g}/\text{m}^3$ )  
=  $5.5 \text{ g}/\text{m}^3$  (from E. L. Entier (1980), Health Physics 39:318-320)
- $F_m$  = stable element transfer coefficients (d/L, from RG 1.109, Table E-1)
- $U_{ap}$  = annual cow's milk consumption rate for age group "a" and milk pathway "p" (L/yr)  
= 330 L/yr for infant  
= 330 L/yr for child  
= 400 L/yr for teen  
= 310 L/yr for adult (from RG 1.109, Table E-5 for maximum exposed individual)
- $Q_f$  = cow feed consumption rate (kg/d)  
= 50 kg/d (from RG 1.109, Table E-3)
- $D_{aio}$  = ingestion dose factor for age group "a", radionuclide "i" (H-3) and organ "o", (mrem/pCi) (from Reg. Guide 1.109, Table E-11)
- 1E+09 = conversion factor for pCi/ $\mu\text{Ci}$  and g/kg.
- $\lambda_i$  = decay constant of radionuclide "i" (H-3) ( $\text{sec}^{-1}$ )  
=  $1.78\text{E}-09 \text{ sec}^{-1}$
- $t_h$  = time interval between harvest and consumption of milk (sec)  
=  $1.73\text{E}+05 \text{ sec}$  (2 d, RG 1.109, Table E-15)

OFFSITE DOSE CALCULATION MANUAL

Grass-Cow-Meat Pathway

The dose from the grass-cow-meat pathway is determined according to Equation 10-11. The produce  $R_{io}$  dose factor is calculated according to the following equation for all particulates and iodines, EXCEPT H-3 and C-14:

$$R_{io} = 1E + 06 \times Q_f U_{ap} F_f D_{aio} e^{-\lambda_i t_s} \times \{f_p f_s + (1 - f_p f_s) e^{-\lambda_i t_h}\} \times \left\{ \frac{r(1 - e^{-(\lambda_i + \lambda_w)t_e})}{Y_V(\lambda_i + \lambda_w)} + \frac{B_{iv}(1 - e^{-\lambda_i t_b})}{P\lambda_i} \right\} \quad [D-6]$$

- Where:
- $R_{io}$  = dose factor for each identified radionuclide "i" and organ "o" ( $m^2(mrem/yr)$  per  $\mu Ci/s$  or  $mrem/yr$  per  $\mu Ci/m^3$ )
  - $Q_f$  = cow's consumption rate (kg/day)
  - $U_{ap}$  = annual meat consumption rate for age group "a" and meat pathway "p" (kg/yr)
    - = 0 kg/yr for infant
    - = 41 kg/yr for child
    - = 65 kg/yr for teen
    - = 110 kg/yr for adult (see RG 1.109, Table E-5 for maximum exposed individual)
  - $F_f$  = stable element transfer coefficients (d/kg, see RG 1.109, Table E-1)
  - $D_{aio}$  = ingestion dose factor for age group "a", radionuclide "i" and organ "o", from Reg. Guide 1.109 (mrem/pCi)
  - $\lambda_i$  = decay constant of radionuclide "i" ( $sec^{-1}$ )
  - $t_s$  = time from slaughter to consumption (sec)
    - =  $1.73E+06$  s (20d, see RG 1.109, Table E-15)
  - $f_p$  = fraction of the year that cow is on pasture
    - = 0.5 (from June 1976 Appendix I submittal to NRC. Doc. Number NPC-27397)
  - $f_s$  = fraction of cow feed that is pasture grass while cow is on pasture
    - = 0.5 (from June 1976 Appendix I submittal to NRC. Doc. Number NPC-27397)
  - $r$  = fraction of deposited activity retained on cow's feed grass
    - = 1.0 for radioiodines
    - = 0.2 for particulates (see RG 1.109, Table E-15)
  - $t_h$  = transport time from pasture, to harvest, to cow, to milk to receptor (sec)
    - =  $7.77E+06$  s (90d, see RG 1.109, Table E-15)
  - $\lambda_w$  = decay constant for removal of activity on leaf and plant surfaces by weathering ( $sec^{-1}$ )
    - =  $5.73E-07$   $sec^{-1}$  (corresponds to a 14 day half-life, see RG 1.109, Table E-15)

OFFSITE DOSE CALCULATION MANUAL

---

- $Y_v$  = agricultural productivity by unit area of pasture feed  
grass ( $\text{kg}/\text{m}^2$ )  
=  $0.7 \text{ kg}/\text{m}^2$  (from RG 1.109, Table E-15)
- $t_e$  = time period that crops are exposed to contamination  
during the growing season (s)  
=  $2.59\text{E}+06 \text{ s}$  (30d, see RG 1.109, Table E-15)
- $B_{iv}$  = concentration factor for the uptake of radionuclide  
"I", expressed as the ratio of the concentration in  
biota ( $\text{pCi}/\text{kg}$ ) to the concentration in water ( $\text{pCi}/\text{L}$ )  
(see RG 1.109, Table E-1)
- $t_b$  = time period of long-term buildup for activity in  
sediment or soil (s)  
=  $4.72\text{E}+8 \text{ s}$  (15 yr, see RG 1.109, Table E-15)
- $P$  = effective surface density for soil ( $\text{kg}/\text{m}^2$ )  
=  $240 \text{ kg}/\text{m}^2$  (see RG 1.109, Table E-15)
- $1\text{E}+06$  = conversion factor for  $\text{pCi}/\mu\text{Ci}$

OFFSITE DOSE CALCULATION MANUAL

---

For carbon-14, the meat pathway  $R_{io}$  dose factor is calculated according to the following equation:

$$R_{io} = 1E + 09 \times \frac{0.11}{0.16} \times F_f U_{ap} \times p \times Q_f D_{aio} e^{-\lambda_i t_s} \quad [D-7]$$

Where:

- $R_{io}$  = dose factor for radionuclide "i" (C-14) and organ "o" (mrem/yr per  $\mu\text{Ci}/\text{m}^3$ )
- 0.11 = fraction of plant mass that is natural carbon (see RG 1.109, eqn. C-8)
- 0.16 = concentration of natural carbon in the atmosphere (see RG 1.109, eqn. C-8)
- $F_f$  = stable element transfer coefficients (d/kg, see RG 1.109, Table E-1)
- $U_{ap}$  = annual meat consumption rate for age group "a" and meat pathway "p" (kg/yr)
  - = 0 kg/yr for infant
  - = 41 kg/yr for child
  - = 65 kg/yr for teen
  - = 110 kg/yr for adult (see RG 1.109, Table E-5 for maximum exposed individual)
- $p$  = Fractional equilibrium ratio
  - = 1 for continuous releases (from RG 1.109, page 26)
- $D_{aio}$  = ingestion dose factor for age group "a", radionuclide "i" and organ "o", (mrem/pCi) (from Reg. Guide 1.109, Table E-11)
- $Q_f$  = cow feed consumption rate (kg/d)
  - = 50 kg/d (from RG 1.109, Table E-3)
- 1E+09 = conversion factor for pCi/ $\mu\text{Ci}$  and g/kg.
- $\lambda_i$  = decay constant of radionuclide "i" (C-14) ( $\text{sec}^{-1}$ )
  - =  $3.84E-12 \text{ sec}^{-1}$
- $t_s$  = time from slaughter to consumption (sec)
  - =  $1.73E+06 \text{ s}$  (20d, see RG 1.109, Table E-15)



OFFSITE DOSE CALCULATION MANUAL

---

For hydrogen-3, the meat pathway  $R_{io}$  dose factor is calculated according to the following equation:

$$R_{io} = 1E + 09 \times 0.75 \times \frac{0.5}{H} F_f U_{ap} Q_f D_{aio} e^{-\lambda_i t_s} \quad [D-8]$$

Where:

- $R_{io}$  = dose factor for radionuclide "i" (H-3) and organ "o" (mrem/yr per  $\mu\text{Ci}/\text{m}^3$ )
- 0.75 = fraction of plant mass that is water (see RG 1.109, eqn. C-9)
- 0.5 = ratio of tritium concentration in plant waer to tritium concentration in atmospheric water (see RG 1.109, eqn. C-9)
- $H$  = absolute humidity at the location of interest ( $\text{g}/\text{m}^3$ )  
=  $5.5 \text{ g}/\text{m}^3$  (from E. L. Entier (1980), Health Physics 39:318-320)
- $F_f$  = stable element transfer coefficients (d/kg, see RG 1.109, Table E-1)
- $U_{ap}$  = annual meat consumption rate for age group "a" and meat pathway "p" ( $\text{kg}/\text{yr}$ )  
= 0  $\text{kg}/\text{yr}$  for infant  
= 41  $\text{kg}/\text{yr}$  for child  
= 65  $\text{kg}/\text{yr}$  for teen  
= 110  $\text{kg}/\text{yr}$  for adult (see RG 1.109, Table E-5 for maximum exposed individual)
- $Q_f$  = cow feed consumption rate ( $\text{kg}/\text{d}$ )  
= 50  $\text{kg}/\text{d}$  (from RG 1.109, Table E-3)
- $D_{aio}$  = ingestion dose factor for age group "a", radionuclide "i" (H-3) and organ "o", (mrem/pCi) (from Reg. Guide 1.109, Table E-11)
- 1E+09 = conversion factor for pCi/ $\mu\text{Ci}$  and g/kg.
- $\lambda_i$  = decay constant of radionuclide "i" (H-3) ( $\text{sec}^{-1}$ )  
=  $1.78\text{E}-09 \text{ sec}^{-1}$
- $t_s$  = time from slaughter to consumption (sec)  
=  $1.73\text{E}+06 \text{ s}$  (20d, see RG 1.109, Table E-15)

OFFSITE DOSE CALCULATION MANUAL

---

Fruit, Grain, Non-Leafy Vegetable (Produce) Pathway

The dose from the fruit, grain, non-leafy vegetable (produce) pathway is determined according to Equation 10-11. The produce  $R_{io}$  dose factor is calculated according to the following equation for all particulates and iodines, EXCEPT H-3 and C-14:

$$R_{io} = 1E + 06 \times \left\{ \frac{r(1 - e^{-(\lambda_i + \lambda_w)t_e})}{Y_v(\lambda_i + \lambda_w)} + \frac{B_{iv}(1 - e^{-\lambda_i t_b})}{P\lambda_i} \right\} f_g U_{ap} D_{aio} e^{-\lambda_i t_h} \quad [D-9]$$

Where:

- $R_{io}$  = dose factor for each identified radionuclide "i" and organ "o" ( $m^2$ -mrem/yr per  $\mu\text{Ci/s}$  or mrem/yr per  $\mu\text{Ci/m}^3$ )
- $r$  = fraction of deposited activity remaining on crops  
= 1.0 for iodines  
= 0.2 for other particulates (from RG 1.109, Table E-15)
- $\lambda_i$  = decay constant of radionuclide "i" ( $\text{sec}^{-1}$ )
- $\lambda_w$  = decay constant for removal of activity on leaf and plant surfaces by weathering, ( $\text{sec}^{-1}$ )  
=  $5.73E-07 \text{ sec}^{-1}$  (14 day half-life, from RG 1.109, Table E-15)
- $D_{aio}$  = ingestion dose factor for age group "a", radionuclide "i" and organ "o", (mrem/pCi) (from Reg. Guide 1.109, Table E-11)
- $t_e$  = growing season (sec)  
=  $5.18E+06 \text{ sec}$  (60 days, from RG 1.109, Table E-15)
- $t_b$  = time that soil is exposed to the effluent (hr).  
=  $4.72E+08 \text{ sec}$  (15 yr, from RG 1.109, Table E-15)
- $t_h$  = time interval between harvest and consumption of food (sec)  
=  $5.18E+06 \text{ sec}$  (60 d, RG 1.109, Table E-15)
- $Y_v$  = agricultural productivity by unit area ( $\text{kg/m}^2$ )  
=  $2.0 \text{ kg/m}^2$  (from RG 1.109, Table E-15)
- $P$  = effective surface density of soil ( $\text{kg/m}^2$ )  
=  $240 \text{ kg/m}^2$  (from RG 1.109, Table E-15)
- $B_{iv}$  = concentration factor for uptake of radionuclide "i" from soil by edible parts of crops (pCi/kg, see RG 1.109, Table E-1)
- $f_g$  = fraction of ingestion taken from the garden of interest  
= 0.76 (from NUREG-0133, page 36)
- $U_{ap}$  = annual produce usage rate (consumption rate) for age group "a" and produce pathway "p" ( $\text{kg/yr}$ )  
= 0  $\text{kg/yr}$  for infant  
= 520  $\text{kg/yr}$  for child  
= 630  $\text{kg/yr}$  for teen  
= 520  $\text{kg/yr}$  for adult (from RG 1.109, Table E-5 for maximum exposed individual)
- $1E+06$  = conversion factor for pCi/ $\mu\text{Ci}$ . This factor is reduced by 50% to  $5E+05$  for iodines. (see RG 1.109, eqn. C-7)

OFFSITE DOSE CALCULATION MANUAL

---

For carbon-14, the produce  $R_{io}$  dose factor is calculated according to the following equation:

$$R_{io} = 1E + 09 \times \frac{0.11}{0.16} \times f_g U_{ap} \times p \times D_{aio} e^{-\lambda_i t_h} \quad [D-10]$$

Where:

- $R_{io}$  = dose factor for radionuclide "i" (C-14) and organ "o" (mrem/yr per  $\mu\text{Ci}/\text{m}^3$ )
- 0.11 = fraction of plant mass that is natural carbon (see RG 1.109, eqn. C-8)
- 0.16 = concentration of natural carbon in the atmosphere (see RG 1.109, eqn. C-8)
- $f_g$  = fraction of ingestion taken from the garden of interest = 0.76 (from NUREG-0133, page 36)
- $U_{ap}$  = annual produce usage rate (consumption rate) for age group "a" and produce pathway "p" (kg/yr)
  - = 0 kg/yr for infant
  - = 520 kg/yr for child
  - = 630 kg/yr for teen
  - = 520 kg/yr for adult (from RG 1.109, Table E-5 for maximum exposed individual)
- $p$  = Fractional equilibrium ratio
  - = 1 for continuous releases (from RG 1.109, page 26)
- $D_{aio}$  = ingestion dose factor for age group "a", radionuclide "i" and organ "o", (mrem/pCi) (from Reg. Guide 1.109, Table E-11)
- 1E+09 = conversion factor for pCi/ $\mu\text{Ci}$  and g/kg.
- $\lambda_i$  = decay constant of radionuclide "i" (C-14) ( $\text{sec}^{-1}$ )
  - =  $3.84E-12 \text{ sec}^{-1}$
- $t_h$  = time interval between harvest and consumption of food (sec)
  - =  $5.18E+06 \text{ sec}$  (60 d, RG 1.109, Table E-15)

OFFSITE DOSE CALCULATION MANUAL

---

For hydrogen-3, the produce  $R_{io}$  dose factor is calculated according to the following equation:

$$R_{io} = 1E + 09 \times 0.75 \times \frac{0.5}{H} f_g U_{ap} D_{aio} e^{-\lambda_i t_h} \quad [D-11]$$

- Where:
- $R_{io}$  = dose factor for radionuclide "i" (H-3) and organ "o" (mrem/yr per  $\mu\text{Ci}/\text{m}^3$ )
  - 0.75 = fraction of plant mass that is water (see RG 1.109, eqn. C-9)
  - 0.5 = ratio of tritium concentration in plant waer to tritium concentration in atmospheric water (see RG 1.109, eqn. C-9)
  - $H$  = absolute humidity at the location of interest ( $\text{g}/\text{m}^3$ )  
=  $5.5 \text{ g}/\text{m}^3$  (from E. L. Entier (1980), Health Physics 39:318-320)
  - $f_g$  = fraction of ingestion taken from the garden of interest  
= 0.76 (from NUREG-0133, page 36)
  - $U_{ap}$  = annual produce usage rate (consumption rate) for age group "a" and produce pathway "p" ( $\text{kg}/\text{yr}$ )  
= 0  $\text{kg}/\text{yr}$  for infant  
= 520  $\text{kg}/\text{yr}$  for child  
= 630  $\text{kg}/\text{yr}$  for teen  
= 520  $\text{kg}/\text{yr}$  for adult (from RG 1.109, Table E-5 for maximum exposed individual)
  - $D_{aio}$  = ingestion dose factor for age group "a", radionuclide "i" (H-3) and organ "o", (mrem/pCi) (from Reg. Guide 1.109, Table E-11)
  - $1E+09$  = conversion factor for pCi/ $\mu\text{Ci}$  and g/kg.
  - $\lambda_i$  = decay constant of radionuclide "i" (H-3) ( $\text{sec}^{-1}$ )  
=  $1.78E-09 \text{ sec}^{-1}$
  - $t_h$  = time interval between harvest and consumption of food (sec)  
=  $5.18E+06 \text{ sec}$  (60 d, RG 1.109, Table E-15)

OFFSITE DOSE CALCULATION MANUAL

---

Leafy Vegetable Pathway

The dose from the leafy vegetable pathway is determined according to Equation 10-11. The leafy vegetable  $R_{io}$  dose factor is calculated according to the following equation for all particulates and iodines, EXCEPT H-3 and C-14:

$$R_{io} = 1E + 06 \times \left\{ \frac{r(1 - e^{-(\lambda_i + \lambda_w)t_e})}{Y_v(\lambda_i + \lambda_w)} + \frac{B_{iv}(1 - e^{-\lambda_i t_b})}{P\lambda_i} \right\} f_g U_{ap} D_{aio} e^{-\lambda_i t_h} \quad [D-12]$$

Where:

- $R_{io}$  = dose factor for each identified radionuclide "i" and organ "o" ( $m^2$ -mrem/yr per  $\mu\text{Ci/s}$  or mrem/yr per  $\mu\text{Ci/m}^3$ )
- $r$  = fraction of deposited activity remaining on crops  
= 1.0 for iodines  
= 0.2 for other particulates (from RG 1.109, Table E-15)
- $\lambda_i$  = decay constant of radionuclide "i" ( $\text{sec}^{-1}$ )
- $\lambda_w$  = decay constant for removal of activity on leaf and plant surfaces by weathering, ( $\text{sec}^{-1}$ )  
=  $5.73E-07 \text{ sec}^{-1}$  (14 day half-life, from RG 1.109, Table E-15)
- $D_{aio}$  = ingestion dose fact or for age group "a", radionuclide "i" and organ "o", from Reg. Guide 1.109
- $t_e$  = growing season (sec)  
=  $5.18E+06 \text{ sec}$  (60 days, from RG 1.109, Table E-15)
- $t_b$  = time that soil is exposed to the effluent (hr).  
=  $4.72E+08 \text{ sec}$  (15 yr, from RG 1.109, Table E-15)
- $t_h$  = time interval between harvest and consumption of food (sec)  
=  $8.64E+04 \text{ sec}$  (1 d, from RG 1.109, Table E-15)
- $Y_v$  = agricultural productivity by unit area ( $\text{kg/m}^2$ )  
=  $2.0 \text{ kg/m}^2$  (from RG 1.109, Table E-15)
- $P$  = effective surface density of soil ( $\text{kg/m}^2$ )  
=  $240 \text{ kg/m}^2$
- $B_{iv}$  = concentration factor for uptake of radionuclide "i" from soil by edible parts of crops ( $\text{pCi/kg}$ ) (from RG 1.109, Table E-1)
- $f_g$  = fraction of ingestion taken from the garden of interest  
= 1.0 (from NUREG-0133, page 36)

OFFSITE DOSE CALCULATION MANUAL

---

- $U_{ap}$  = annual produce usage rate (consumption rate) for age group "a" and produce pathway "p" (kg/yr)  
 = 0 kg/yr for infant  
 = 26 kg/yr for child  
 = 42 kg/yr for teen  
 = 64 kg/yr for adult (from RG 1.109, Table E-5 for maximum exposed individual)
- $1E+06$  = conversion factor for pCi/μCi. This factor is reduced by 50% to  $5E+05$  for iodines. (see RG 1.109, eqn. C-7)

For carbon-14, the leafy vegetable  $R_{io}$  dose factor is calculated according to the following equation:

$$R_{io} = 1E + 09 \times \frac{0.11}{0.16} \times f_g U_{ap} D_{aio} e^{-\lambda_i t_h} \quad [D-13]$$

- Where:
- $R_{io}$  = dose factor for radionuclide "i" (C-14) and organ "o" (mrem/yr per μCi/m<sup>3</sup>)
- 0.11 = fraction of plant mass that is natural carbon (see RG 1.109, eqn. C-8)
- 0.16 = concentration of natural carbon in the atmosphere (see RG 1.109, eqn. C-8)
- $f_g$  = fraction of ingestion taken from the garden of interest  
 = 1.0 (from NUREG-0133, page 36)
- $U_{ap}$  = annual produce usage rate (consumption rate) for age group "a" and produce pathway "p" (kg/yr)  
 = 0 kg/yr for infant  
 = 26 kg/yr for child  
 = 42 kg/yr for teen  
 = 64 kg/yr for adult (from RG 1.109, Table E-5 for maximum exposed individual)
- $D_{aio}$  = ingestion dose factor for age group "a", radionuclide "i" and organ "o", (mrem/pCi) (from Reg. Guide 1.109, Table E-11)
- $1E+09$  = conversion factor for pCi/μCi and g/kg.
- $\lambda_i$  = decay constant of radionuclide "i" (C-14) (sec<sup>-1</sup>)  
 =  $3.84E-12$  sec<sup>-1</sup>
- $t_h$  = time interval between harvest and consumption of food (sec)  
 =  $8.64E+04$  sec (1 d, RG 1.109, Table E-15)



OFFSITE DOSE CALCULATION MANUAL

---

For hydrogen-3, the leafy vegetable  $R_{io}$  dose factor is calculated according to the following equation:

$$R_{io} = 1E + 09 \times 0.75 \times \frac{0.5}{H} f_g U_{ap} D_{aio} e^{-\lambda_i t_h} \quad [D-14]$$

Where:

- $R_{io}$  = dose factor for radionuclide "i" (H-3) and organ "o" (mrem/yr per  $\mu\text{Ci}/\text{m}^3$ )
- 0.75 = fraction of plant mass that is water (see RG 1.109, eqn. C-9)
- 0.5 = ratio of tritium concentration in plant waer to tritium concentration in atmospheric water (see RG 1.109, eqn. C-9)
- $H$  = absolute humidity at the location of interest ( $\text{g}/\text{m}^3$ )  
= 5.5  $\text{g}/\text{m}^3$  (from E. L. Entier (1980), Health Physics 39:318-320)
- $f_g$  = fraction of ingestion taken from the garden of interest  
= 1.0 (from NUREG-0133, page 36)
- $U_{ap}$  = annual produce usage rate (consumption rate) for age group "a" and produce pathway "p" ( $\text{kg}/\text{yr}$ )  
= 0  $\text{kg}/\text{yr}$  for infant  
= 26  $\text{kg}/\text{yr}$  for child  
= 42  $\text{kg}/\text{yr}$  for teen  
= 64  $\text{kg}/\text{yr}$  for adult (from RG 1.109, Table E-5 for maximum exposed individual)
- $D_{aio}$  = ingestion dose factor for age group "a", radionuclide "i" (H-3) and organ "o", (mrem/pCi) (from Reg. Guide 1.109, Table E-11)
- 1E+09 = conversion factor for pCi/ $\mu\text{Ci}$  and g/kg.
- $\lambda_i$  = decay constant of radionuclide "i" (H-3) ( $\text{sec}^{-1}$ )  
= 1.78E-09  $\text{sec}^{-1}$
- $t_h$  = time interval between harvest and consumption of food (sec)  
= 8.64E+04 sec (1 d, RG 1.109, Table E-15)

OFFSITE DOSE CALCULATION MANUAL

APPENDIX E  
DERIVATION OF DILUTION FACTORS USING REGULATORY GUIDE 1.113

E.1 Liquid Effluent Dilution Factor Calculations

E.1.1 Methodology

The dilution factors used for calculating the doses from liquid effluent released to Lake Michigan were calculated using the methodology of Regulatory Guide 1.113, "Estimating Aquatic Dispersion of Effluents from Accidental and Routine Reactor Releases for the Purpose of Implementing Appendix I." The parameters used in the calculation and the results of the calculation are given in Table E-1. The results are presented graphically in Figure E-1.

The centerline and shoreline values were calculated using Reg Guide 1.113 formulae 17 and 18 which apply to discharges to the Great Lakes. (The formulae are not presented here. See Appendix I Section 5 of the PBNP FSAR for the formulae and origin of values used.) These results are applied as calculated for fish caught near PBNP. But for other pathways, an extra factor of two (2) is applied to account for current reversals which occur in Lake Michigan as described in the Appendix I, Section 5, of the PBNP FSAR.

TABLE E-1  
SURFACE DILUTION FACTORS FOR LIQUID EFFLUENTS IN A LARGE LAKE

DOWNSTREAM DISTANCE (meters)	PLUME CENTERLINE	SHORELINE
10	8.81	
20	8.81	
30	8.81	
40	8.81	
50	8.81	
60	8.81	
70	8.81	
80	8.81	
90	8.81	
100	8.81	
200	8.81	
300	8.81	
400	8.81	
500	8.81	
600	8.81	
700	8.81	
800	8.81	

OFFSITE DOSE CALCULATION MANUAL

TABLE E-1  
SURFACE DILUTION FACTORS FOR LIQUID EFFLUENTS IN A LARGE LAKE

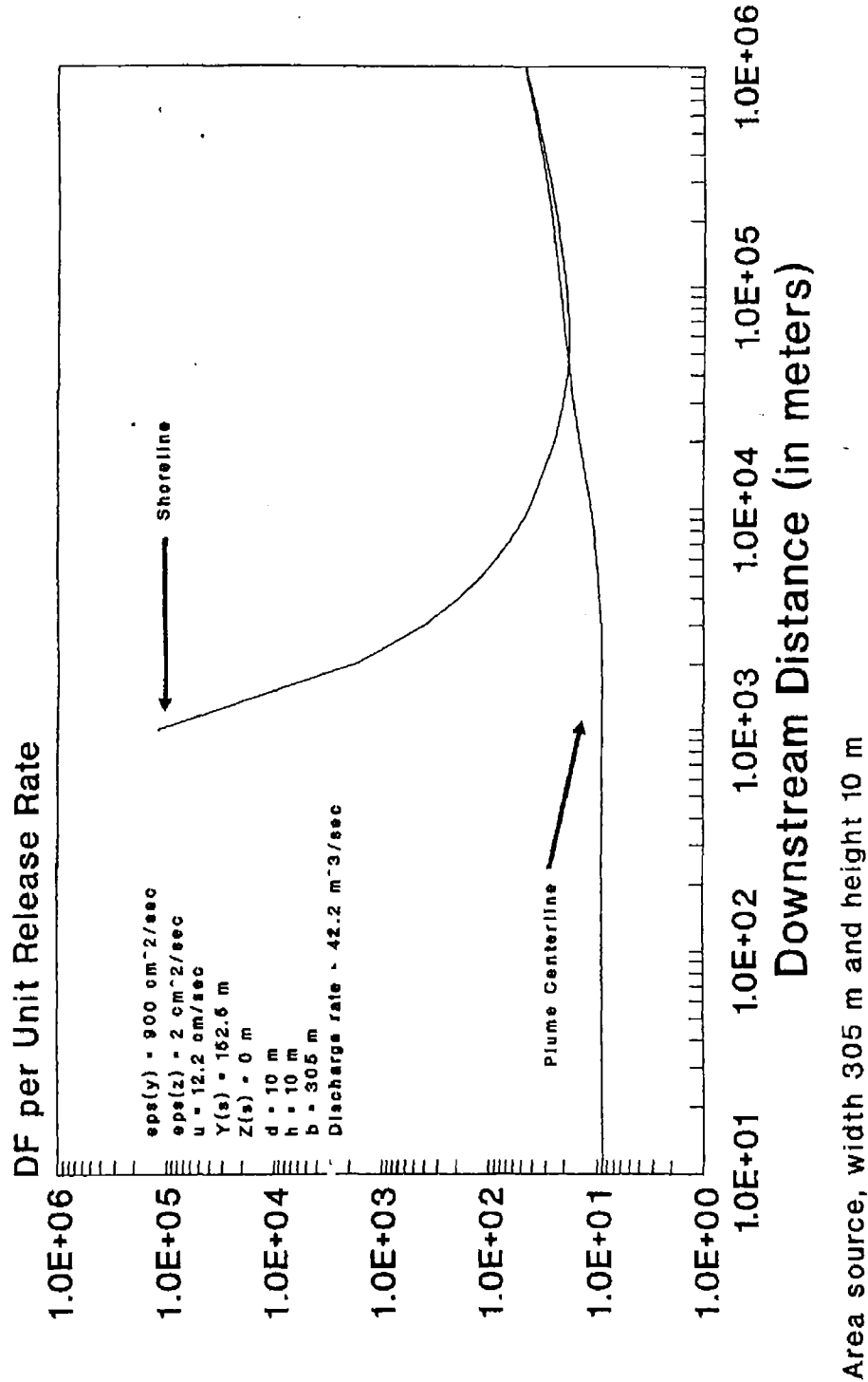
DOWNSTREAM DISTANCE (meters)	PLUME CENTERLINE	SHORELINE
900	8.81	
1000	8.81	122000
2000	8.86	1758
3000	9.01	401
4000	9.25	186
5000	9.53	116
6000	9.85	83.8
7000	10.2	65.9
8000	10.5	54.9
9000	10.8	47.4
10000	11.1	42.1
20000	14.0	24.0
30000	16.1	20.1
40000	17.7	18.7
50000	18.8	18.3
60000	19.6	18.2
70000	20.3	18.3
80000	20.9	18.6
90000	21.4	18.9
100000	21.9	19.2
200000	25.9	23.2
300000	29.2	26.9
400000	32.3	30.3
500000	35.2	33.3
600000	37.8	36.0
700000	40.2	38.6
800000	42.6	41.0
900000	44.8	43.3
1000000	46.9	45.5

**NOTE 1:** These values were calculated using the equation described in Section 5.2 of the PBNP FSAR and the following values:

$$\begin{aligned}
 \epsilon_y &= 900 \text{ cm}^2/\text{sec} & z_s &= 0 \text{ meters} \\
 \epsilon_z &= 2 \text{ cm}^2/\text{sec} & d &= 10 \text{ meters} \\
 U &= 12.2 \text{ cm/sec} & h &= 10 \text{ meters} \\
 y_s &= 152.5 \text{ meters} & b &= 305 \text{ meters} \\
 & & \text{Discharge rate} &= 42.2 \text{ m}^3/\text{sec}
 \end{aligned}$$

FIGURE E-1  
DILUTION FACTORS AT SURFACE

# Dilution Factor at Surface Liquid Effluents in a Large Lake



## OFFSITE DOSE CALCULATION MANUAL

### E.1.2 Dilution Factor Twelve Miles Downstream: Two Rivers Water Intake

The dilution factors used at the Two Rivers water intake twelve miles downstream from PBNP included the factor of two described in Section E1.1. However, instead of using the straight centerline dilution factor shown in Table 1, the weighted average dilution factor calculated over the width of the plume was used.

The approach was used for the following reasons. First, the path that the current takes to reach the Two Rivers water intake is not straight. In order to reach Two Rivers, the water must flow southeast around Point Beach State Park, which juts into Lake Michigan, and then curves back 90 degrees towards Two Rivers. As a result of this deviation from straight line flow, any part of the plume or possibly none of the plume would impinge upon the intake structure.

Second, there is a difference in the distance offshore of the PBNP discharge and the Two Rivers water intake. The Two Rivers water intake is located 5080 feet offshore. By contrast, PBNP discharges close to the shoreline through two flumes, one directed north and one directed south, and is modeled as a source that extends 1000 feet out into the lake from the shoreline.

Based on these two considerations, it was concluded that the weighted average dilution across the width of the plume as it diverges while flowing south would constitute a better estimate of the dilution factor instead of the calculated for the centerline of an area source as is assumed for the FSAR calculation. The calculation and the values used are shown below.

The average dilution factor at 12 miles downstream was calculated in the following manner:

The standard deviation of the radionuclide concentration in the y direction at 12 miles downstream on the surface of the lake is 168.8 meters. This calculation used the following formula:

$$\sigma_y = \sqrt{\frac{2 \times \epsilon_y \times x}{u}} \quad [E-1]$$

Where:

- $\sigma_y$  = Standard deviation of the radionuclide concentration in the y direction
- $\epsilon_y$  = Lateral turbulent diffusion coefficient (cm<sup>2</sup>/sec)  
= 900 cm<sup>2</sup>/sec
- $x$  = Downstream distance (cm)  
= 1.93E+06 cm
- $u$  = Current (cm/sec)  
= 12.2 cm/sec

At distances of 0.1σ, 0.2σ, etc. off the plume centerline, the dilution factor was calculated using the equation shown in Appendix I Section 5.2 of the PBNP FSAR. The distances off the plume centerline, the calculated dilution factor, and the fraction of the area under the normal distribution curve is listed below.

OFFSITE DOSE CALCULATION MANUAL

TABLE E-2  
DILUTION FACTORS

STANDARD DEVIATION	DISTANCE (meters)	FRACTION OF AREA UNDER CURVE <sup>1</sup>	DILUTION FACTOR
0.1 $\sigma$	16.9	0.080	13.8
0.2 $\sigma$	33.8	0.080	14.0
0.3 $\sigma$	50.6	0.078	14.3
0.4 $\sigma$	67.5	0.075	14.7
0.5 $\sigma$	84.4	0.072	15.2
0.6 $\sigma$	101.3	0.068	15.8
0.7 $\sigma$	118.1	0.065	16.6
0.8 $\sigma$	135.0	0.060	17.6
0.9 $\sigma$	151.9	0.056	18.8
1.0 $\sigma$	168.8	0.051	20.2
1.1 $\sigma$	185.6	0.046	21.9
1.2 $\sigma$	202.5	0.042	23.9
1.3 $\sigma$	219.4	0.037	26.3
1.4 $\sigma$	236.3	0.032	29.2
1.5 $\sigma$	253.2	0.028	32.6
1.75 $\sigma$	295.4	0.053	44.7
2.0 $\sigma$	337.6	0.035	64.7
2.25 $\sigma$	379.8	0.021	98.4
2.5 $\sigma$	421.9	0.012	158.4
3.0 $\sigma$	506.3	0.010	482
TOTAL		1.000	

**NOTE:** It is assumed that the standard deviation of the radionuclide concentrations across the plume can be represented by a normal distribution curve. The fraction of the total area under the curve is that fraction of the area under the curve that lies between, for example, the interval 0.1 $\sigma$  and 0.2 $\sigma$  which also includes the area of the curve in the interval -0.1 $\sigma$  and -0.2 $\sigma$ . The average dilution factor over the width of the plume was calculated by multiplying the dilution factor at each of the locations off of the plume centerline by the fraction of the total area of the curve occupied by that interval and then summing over all the intervals. An average dilution factor of 29 was calculated.



OFFSITE DOSE CALCULATION MANUAL

---

APPENDIX F  
RADIOLOGICAL IMPACT OF SEWAGE TREATMENT SLUDGE DISPOSAL

**NOTE: Appendix F is for historical reference. Land disposal of sewage sludge is no longer used at Point Beach**

The methodology for determining the radiological impact of land application of contaminated sewage treatment sludge is presented in this section. The evaluation must be made prior to every land application of sewage treatment plant (STP) sludge that contains licensed material. Sludge and other STP material which does not contain licensed material may be disposed of by any legal method without prior radiological analysis.

F.1 Basis, Commitments and Actions

F.1.1 Basis

With the discovery that the PBNP STP sludge contained licensed material, Wisconsin Electric applied for NRC approval to dispose of the sludge by land application on land within the PBNP site boundary pursuant to 10 CFR 20.302(a). Wisconsin Electric committed to gamma isotopic analysis (GIA) of the sludge to measure the concentrations of licensed material in the STP sludge and to compare the results to concentration limits prior to each disposal [letter dated October 8, 1987 (VPNPD-87-430, NRC-87-104)] (See Appendix G). In addition, the dose to the maximally exposed individual of the general public and to the inadvertent intruder would be evaluated for the appropriate exposure pathways.

F.1.2 Basis for NRC Commitment Modification

Pursuant to NRC guidance, the sludge is clean if no licensed materials are found when analyzed under conditions necessary to achieve the environmental LLDs (NRC HPPOS 221). Clean sludge is not under NRC jurisdiction and may be disposed of by any legal method without prior radioanalyses. Therefore, if the sludge is clean and there is no pathway to the STP from the RCA, or pathways are administratively controlled to prevent the transfer of licensed materials to the STP, there is no need to analyze the sludge prior to any disposal.

Since the 1987 commitment, engineering modifications and administrative controls have eliminated the pathways from the RCA to the STP. Three subsequent sludge GIAs (a total of eight STP samples) utilizing the analytical parameters required to achieve environmental lower limit of detection (LLD) found only naturally occurring radionuclides. In each analysis, the licensed materials were below the minimum detectable activity for the particular measurement and below the required LLDs. These results verify the efficiency of the modifications and administrative controls in eliminating pathways from the RCA to the STP. Therefore, because there is no longer any reason to believe that the PBNP STP sewage contains licensed material and there are no pathways from the RCA to the STP, the sewage may be disposed of by any legal method without GIA prior to each disposal.

OFFSITE DOSE CALCULATION MANUAL

---

F.1.3 Modification

Periodic gamma isotopic analyses (GIA) of the STP sludge shall occur at a frequency set forth in the Chemistry Analytical Methods & Procedures (CAMP). This may include analyses prior to disposal depending on the results from the periodic analyses. The GIA of the STP sludge shall meet the LLD criteria of normal liquid effluents. The detection of any licensed material in the sludge during the periodic GIA shall necessitate returning to the GIA prior to disposal in order to evaluate the radiological consequences of the disposal. The GIA prior to each disposal shall continue until such time that the sludge can be shown, using environmental LLD criteria, not to contain licensed material.

Also, re-initiation of the 1987 commitment to analyze the STP sludge prior to each disposal shall be required if plant conditions change in a manner which would lead one to believe that the STP sludge may be contaminated. An example of such a condition is the opening of valve STP-009 which is controlled by a tag. Again, reversion to a CAMP controlled frequency can occur only upon verification that no licensed material is in the sludge pursuant to the environmental LLD criteria.

F.1.4 Exposure Evaluations

If the sludge contains licensed material, the 1987 commitment requires that the appropriate exposure pathways be evaluated prior to each application of sludge to insure that the dose to the maximally exposed member of the general public is maintained at less than 1 mrem/year and that to the inadvertent intruder, at less than 5 mrem/year. Also, the measured concentration shall be compared to the liquid maximum effluent concentrations of Appendix B to 10 CFR 20.

The exposure pathways evaluated for the maximally exposed individual are the following:

1. External whole body exposure due to a ground plane source of radionuclides.
2. Milk ingestion pathway from cows fed alfalfa grown on plot.
3. Meat ingestion pathway from cows fed alfalfa grown on plot.
4. Vegetable ingestion pathway from vegetables grown on plot.
5. Inhalation of radioactivity resuspended in air above plot.
6. Pathways associated with a release to Lake Michigan. These pathways are ingestion of potable water at the Two Rivers, Wisconsin municipal water supply, ingestion of fish from edge of initial mixing zone of radionuclide release, ingestion of fresh and stored vegetables irrigated with water from Lake Michigan, ingestion of milk and meat from cows utilizing Lake Michigan as drinking water source, swimming and boating activities at the edge of the initial mixing zone, and shoreline deposits.

The exposure pathways evaluated for the inadvertent intruder are the same as items 1, 4, 5, and 6 identified above for the maximally exposed individual.

## OFFSITE DOSE CALCULATION MANUAL

---

### F.2 Procedure

The following steps are to be performed by the responsible Chemistry Specialist for each contaminated sewage treatment sludge disposal.

1. Determine the radionuclide concentrations in each representative sewage treatment sludge sample. The minimum number of representative samples required is three from each sludge storage tank. The average of all statistically valid concentration determinations will be utilized in determining the sludge storage tank concentration values.
2. Verify that the concentration of each radionuclide meets the concentration and activity limit criteria. The methodology for determining compliance with the concentration and activity limit criteria are contained in Wisconsin Electric letter VPMPD 87-430.
3. Verify that the proposed disposal of the sewage treatment sludge will maintain doses within the applicable limits. This calculation will include radionuclides disposed of in previous sludge applications. The activity from these prior disposals will be corrected for radiological decay prior to performing dose calculations for the meat, milk, and vegetable ingestion pathways, the inhalation of resuspended radionuclides, and all pathways associated with a potential release to Lake Michigan. The residual radioactivity will be corrected, if applicable, for the mixing of radionuclides in the soil prior to performing external exposure calculations.

Microshield, a nationally recognized computer code, will be used to calculate the dose rate due to standing on a plot of land utilized for sludge disposal in which the radionuclides from prior disposals have been incorporated into the plot by plowing. This calculated dose rate will be used to assess the radiological consequences from prior disposals with the consequences of proposed future disposals. The total radiological dose consequence of the past and the proposed disposal will be compared to the applicable limits to insure the dose is maintained at or below the limits.

The methodology for calculating the radiological impact of the sewage treatment sludge disposal is contained in Wisconsin Electric letter VPMPD 87-430.

4. Inform the appropriate Chemistry Specialist that the sewage treatment sludge disposal may proceed after verifying that the sewage treatment sludge meets the concentration, activity, and dose limits.
5. All calculations shall be included with the sewage treatment sludge disposal record.

OFFSITE DOSE CALCULATION MANUAL

---

F.3 Administrative Requirements

The following steps are to be performed by the responsible Chemistry Specialist for each contaminated sewage treatment sludge disposal.

1. Complete records of each contaminated disposal shall be kept as follows:
  - a. Radionuclide concentration of the sludge
  - b. Total volume of the sludge disposed
  - c. The identity of the plot used for the disposal
  - d. Dose calculation results
  - e. Results of annual chemical composition determination
2. Modifications to the WE application as documented in the October 8, 1987, letter shall be processed in accordance with NP 5.1.7, Regulatory Commitment Management. (CCE 001-013)

a. Commitment Change - 1

Section 3.2 of Attachment II of the submittal states that physical and chemical properties of the sludge would be determined prior the each land application. Pursuant to a change in the PBNP WPDES Permit, non-radiological properties are now determined annually instead of per application. The frequency for radiological characterization did not change. (See Appendix H and CCE 2002-002)

b. Commitment Change - 2

In Section 3.3 of Attachment II of the submittal letter, the annual disposal rate was..." limited to 4,000 gallons/acre, provided WDNR chemical composition, NRC dose guidelines and activity limits are maintained...." Modification 2 removes the 4,000 gallon limit and makes the application unlimited provided the WDNR and NRC constraints are met. (See Appendix I and CCE 2002-004)

OFFSITE DOSE CALCULATION MANUAL

---

c. Commitment Change - 3

In Section 3.2 of Attachment II of NRC submittal letter dated October 8, 1987, Wisconsin Electric committed to gamma isotopic analysis (GIA) to determine the concentration of licensed material in sewage treatment plant (STP) sludge prior to each disposal. Pursuant to NRC HPPOS-221 guidance, the sludge has been shown to be clean on three different occasions after pathways from the RCA to the STP were eliminated by plant modifications and administrative controls. Pursuant to HPPOS, the sludge analyses were done under the conditions necessary to achieve the environmental LLDs. Only naturally occurring radionuclides were found and licensed material was below the minimum detectable concentration. This indicates that the former pathways from the RCA to the STP had been eliminated. Therefore, there is no need to continue the analyses because there is no RCA to STP pathway and there is no reason to believe that the sewage contains licensed material. Hence, the commitment to analyze STP sludge prior to every disposal is modified and replaced with periodic analyses at a frequency set by CAMP 914. However, if plant conditions change in a manner which places the STP sewage outside the guidance parameters which allowed for the discontinuance of analyses, the sewage must be analyzed prior to each disposal until it again is shown not to contain licensed material. (See Appendix J and CCE-2002-3)

OFFSITE DOSE CALCULATION MANUAL

---

APPENDIX G  
VPNPD-87-430, NRC-87-104


Wisconsin Electric submittal to the United States Nuclear Regulatory Commission, dated October 8, 1987 (VPNPD-87-430, NRC-87-104)

The submittal consists of the letter and two Attachments. Attachment II contains Appendices A-G.

Pursuant to the NRC letter of January 13, 1988 (NPC-30260), a copy of the submittal (VPNPD-87-430, NRC-87-104) must be permanently incorporated into the ODCM as an Appendix and future modifications of the letter be reported to the NRC in accordance with commitments regarding ODCM changes.



OFFSITE DOSE CALCULATION MANUAL



**Wisconsin Electric** POWER COMPANY  
231 W MICHIGAN, P.O. BOX 2045, MILWAUKEE, WI 53201

(414) 277-2345

VPNPD-87-430  
NRC-87-104

October 8, 1987

U.S. NUCLEAR REGULATORY COMMISSION  
Document Control Desk  
Washington, D.C. 20555

Gentlemen:

DOCKET NOS. 50-266 AND 50-301  
RESPONSE TO REQUEST FOR ADDITIONAL INFORMATION  
FOR 10 CFR 20.302 APPLICATION  
POINT BEACH NUCLEAR PLANT

*Plant 12010100 gen.  
(C. 0516 0000)  
commitment made for  
additional sampling  
& analysis prior to  
discharge of stack II,  
page 2)*

On July 14, 1987, Wisconsin Electric Power Company submitted an application, under the provisions of 10 CFR 20.302, for approval of a proposed procedure to dispose of sewage treatment sludge containing minute quantities of radioactive materials. Subsequent to the application, Mr. Ted Quay of the NRC staff requested additional information regarding the environmental characteristics of the area surrounding the Point Beach Nuclear Plant. The responses to this request were furnished in our submittal dated August 6, 1987.

By letter dated September 9, 1987, the NRC has requested Wisconsin Electric supply additional information in order to complete the review of our application. This Request for Additional Information (RAI) contains ten specific items which require responses or commitments from Wisconsin Electric. In addition, the NRC requests the previously submitted information and the information supplied in response to the RAI be compiled into "one complete, extensive, and self-contained package". To facilitate your review, Attachment I is included to provide direct responses to the ten items contained in the RAI. Attachment II is provided as the complete application, including the information from our letters dated July 14, 1987, and August 6, 1987, and information supplied in response to the NRC RAI.

We request that you complete your review of this complete, self-contained package and issue an approval of our application

RECEIVED

OCT 12 1987

POINT BEACH


OFFSITE DOSE CALCULATION MANUAL

---

NRC Document Control Desk  
October 8, 1987  
Page 2

as soon as possible. In order to facilitate your review and to expedite processing, we would be pleased to discuss these matters or provide additional information by telephone. Please feel free to contact us.

Very truly yours,

  
C. W. Fay  
Vice President  
Nuclear Power

bjm

Attachments

Copies to NRC Resident Inspector  
NRC Regional Administrator, Region III

Blind copies to Britt/Gorske/Finke, Burstein, Charnoff,  
Fay, Krieser, Lipke, Newton, Zion

OFFSITE DOSE CALCULATION MANUAL

---

ATTACHMENT I

RESPONSES TO QUESTIONS CONTAINED IN THE  
REQUEST FOR ADDITIONAL INFORMATION (RAI)  
ON POINT BEACH 1 AND 2 REQUEST  
FOR DISPOSAL OF LOW LEVEL RADIOACTIVITY  
CONTAMINATED SEWAGE SLUDGE BY LAND APPLICATION  
WISCONSIN ELECTRIC POWER COMPANY  
UNDER 10 CFR 20.302(a)

OFFSITE DOSE CALCULATION MANUAL

---

The numbering system used in these responses corresponds directly to numbering used in the NRC RAI, dated September 9, 1987.

1.
  - a. This request is for multiple applications, approximately 2 to 4 per year.
  - b. This request is for multiple years, expiration to coincide with conclusion of decommissioning activities associated with retirement of PBNP Units 1 & 2.
  - c. Please refer to the response to question number 10.
2. The pathways used to determine doses to both the maximally exposed individual and the inadvertent intruder are documented in Attachment II, Appendices D and E.  

Due to the extremely low concentrations of radionuclides in the sewage sludge and the associated low doses, Wisconsin Electric will control access to the disposal sites by conditions of use defined in lease agreements with the lease. Use of the land is not controlled beyond the conditions of the lease, thereby not restraining a casual visitor from the disposal site. However continuous occupancy would be readily observed, and remedial action would be taken.
3. Information contained in previous submittals has been included in Attachment II with modifications to provide specific commitments to the NRC.
4. Please refer to the response to question number 10.
5. Site maps have been updated and are included in Attachment II, Appendix C.
6. The direct grazing of cattle on the proposed disposal sites is controlled by restrictions contained in the lease agreement.  

There will be no restrictions placed on fishermen on Lake Michigan. Calculations of doses due to all pathways associated with a release to Lake Michigan (Attachment II, Appendix E) do not indicate a need to apply restrictions to fishermen.
7. Please refer to revised site maps included in Attachment II, Appendix C. Site number 5 is located on company owned land beyond the PBNP site boundary. All other sites are within the PBNP site boundary area.
8.
  - a. Please refer to Attachment II, Section 3.2, Disposal Procedure.
  - b. Please refer to Attachment II, Section 3.2, Disposal Procedure.
  - c. Please refer to Attachment II, Section 3.2, Disposal Procedure.
  - d. Please refer to Attachment II, Appendix A.
9. Please refer to Attachment II, including Appendix D and Appendix E for additional pathways analyzed for this submittal. These identified pathways will be analyzed prior to all subsequent disposals to insure doses are maintained within prescribed limits, i.e., 1 mrem/year to the maximally exposed individual and 5 mrem/year to the inadvertent intruder.
10. A limiting concentration level for the sludge contained in the storage tank is discussed, in Attachment II, Appendix F. Since this application is for multiple applications over multiple years, Attachment II, Appendix F also addresses an activity limit.

**ATTACHMENT II**

**COMPLETE ANALYSIS AND EVALUATION**

**POINT BEACH NUCLEAR PLANT**

**10 CFR 20.302(a) APPLICATION**

OFFSITE DOSE CALCULATION MANUAL

---

1.0 Purpose

By this submittal Wisconsin Electric Power Company requests approval of the U.S. Nuclear Regulatory Commission for a proposed procedure to dispose of sewage treatment sludge containing trace quantities of radionuclides generated at the Point Beach Nuclear Plant. This request is submitted in accordance with the provisions of 10 CFR 20.302(a).

2.0 Waste Description

The waste involved in this disposal process consists of the residual solids remaining in solution upon completion of the aerobic digestion sewage treatment process utilized at PBNP. The PBNP sewage treatment plant is used to process waste water from the plant sanitary and potable water systems. These systems produce non-radioactive waste streams with the possible exception of wash basins located in the radiologically controlled area of the plant. These wash basins are believed to be the primary source of the extremely small quantities of radionuclides in the sludge.

The sewage sludge generated at PBNP is allowed to accumulate in the sewage plant digester and aeration basin. Two to four times annually, depending on work activities and corresponding work force at PBNP, the volume of the sludge in the digester and aeration basin needs to be reduced to allow continued efficient operation of the treatment facility. The total volume of sludge removed during each disposal operation is typically on the order of 15,000 gallons. The maximum capacity for the entire PBNP treatment facility and hence the maximum disposal volume is about 30,000 gallons. In the case of a maximum capacity disposal, doses would not necessarily increase in proportion to the volume, since more than one disposal site may be used.

Trace amounts of radionuclides have been identified in PBNP sludge currently being stored awaiting disposal. The radionuclides identified and their concentrations in the sludge are summarized below:

<u>Nuclide</u>	<u>Concentration (<math>\mu\text{Ci/cc}</math>)</u>
Co-60	2.33E-07
Cs-137	1.50E-07

The total activity of the radionuclides in the stored sludge, based on the identified concentrations and a total volume of 15,000 gallons of sewage sludge, are as follows:

<u>Nuclide</u>	<u>Activity (<math>\mu\text{Ci}</math>)</u>
Co-60	13.2
Cs-137	8.5

These concentrations and activities are consistent with expected values based on prior analyses of sewage sludge. The radionuclide concentration in the sewage sludge has remained relatively constant during sampling conducted since December 30, 1983. A detailed summary of the results of this sampling program are contained in Appendix A for your review.



## OFFSITE DOSE CALCULATION MANUAL

---

In addition to monitoring for the radionuclide content of the sludge, the WDNR requires several other physical and chemical properties of the sludge to be determined. These properties are the percent total solids, percent total nitrogen, percent ammonium nitrogen, pH, percent total phosphorus, percent total potassium, cadmium, copper, lead, nickel, mercury, zinc, and boron. An example of a typical sludge sample analysis is included in Appendix B

### 3.0 Disposal Method

In the context of this application, Wisconsin Electric commits to the following methodology. No distinction is made or intended between "shall" or "will", as used in the descriptions contained in this section.

#### 3.1 Transport of Sludge

The method used to dispose of the sludge shall utilize a technique approved by the WDNR. The process of transporting the sewage sludge for disposal involves pumping the sludge from the PBNP sewage treatment plant storage tanks into a truck mounted tank. The truck mounted tank shall be required to be maintained tightly closed to prevent spillage while in transit to the disposal site. The sludge shall be transported to one or more of the six sites approved by the WDNR for land application of the sewage sludge from PBNP.

#### 3.2 Disposal Procedure

The radionuclide concentrations in the sludge shall be determined prior to each disposal by obtaining three representative samples from each of the sludge storage tanks. The sludge contained in the sludge tanks is prevented from going septic by a process known as complete mix and continuous aeration. This process completely mixes the sludge allowing for representative samples to be obtained.

The samples shall be counted utilizing a GeLi detector and multi-channel analyzer with appropriate geometry. The detection system is routinely calibrated and checked to ensure the lower limits of detection are within values specified in the Radiological Effluent Technical Specifications (RETS).

To insure the samples are representative of the overall concentration in the storage tanks, the radionuclide concentration determination for each of the three samples shall be analyzed to insure each sample is within two standard deviations of the average value of the three samples. If this criteria is not met, additional samples will be obtained and analyzed to insure a truly representative radionuclide concentration is utilized for dose calculations and concentration limit determinations. The average of all statistically valid concentration determinations will be utilized in determining the storage tank concentration values.

OFFSITE DOSE CALCULATION MANUAL

---

Prior to disposal the waste stream will be monitored to determine the physical and chemical properties of the sludge, as discussed in the last paragraph of Section 2.0, Waste Description. The results will be compared to State of Wisconsin limits to insure the sludge does not pose a chemical hazard to people or to the environment.

The radionuclides identified in the sludge, along with their respective concentrations, will be compared to concentration limits prior to disposal. The methodology discussed in Appendix F will be used in determining compliance with the proposed concentration limit. The total activity of the proposed disposal will be compared to the proposed activity limit as described in Appendix F.

If the concentration and activity limit criteria are met, the appropriate exposure pathways (as described in Appendix D) will be evaluated prior to each application of sludge. These exposures will be evaluated to insure the dose to the maximally exposed individual will be maintained less than 1 mrem/year and the dose to the inadvertent intruder is maintained less than 5 mrem/year. The exposures will be calculated utilizing the methodology used in Appendix E, including the current activity to be landspread along with the activity from all prior disposal. The remaining radioactivity from prior disposals will be corrected for radiological decay prior to performing dose calculations for the meat, milk, and vegetable ingestion pathways, the inhalation of resuspended radionuclides, and all pathways associated with a release to Lake Michigan. The residual radioactivity will be corrected for radiological decay and, if appropriate, the mixing of the radionuclides in the soil by plowing prior to performing external exposure calculations.

The sewage sludge is applied on the designated area of land utilizing the WDNR approved technique and adhering to the following requirements of WPDES Permit Number WI-0000957-3.

- ° Discharge to the land disposal system shall be limited so that during surface spreading all of the sludge and any precipitation falling onto or flowing onto the disposal field shall not overflow the perimeter of the system.
- ° Sludge shall not be land spread on land with a slope greater than 12%. During the period from December 15 through March 31 sludge shall not be land spread on land with a slope greater than 6% unless the wastes are injected immediately into the soil.
- ° Sludge shall not be surface spread closer than 500 feet from the nearest inhabited dwelling except that this distance may be reduced ~~with the dwelling owner's written consent.~~
- ° Sludge shall not be spread closer than 1,000 feet from a public water supply well or 250 feet from a private water supply well.
- ° Sludge shall not be land spread within 200 feet of any surface water unless a vegetative buffer strip is maintained between the surface watercourse and the land spreading system, in which case a minimum separation distance of at least 100 feet is required between the system and the surface watercourse.

## OFFSITE DOSE CALCULATION MANUAL

---

- ° Depth to groundwater and bedrock shall be greater than 3 feet from the land surface elevation during use of any site.
- ° Sludge shall not be land spread in a floodway.
- ° Sludge shall not be land spread within 50 feet of a property line road or ditch unless the sludge is incorporated with the soil, in which case a minimum separation distance of at least 25 feet is required.
- ° The pH of the sludge-soil mixture shall be maintained at 6.5 or higher.
- ° Low areas of the approved fields, subject to seasonally high groundwater levels, are excluded from the sludge application.
- ° Crops for human consumption shall not be grown on the land for up to one year following the application of the sludge.
- ° The sludge shall be plowed, disked, injected or otherwise incorporated into the surface soil layer at appropriate intervals.

The flexibility implied in the latter provision for soil incorporation is intended to allow for crops which require more than a one year cycle. For the Point Beach disposal sites, alfalfa is a common crop which is harvested for several years after a single planting. Sludge disposal on an alfalfa plot constitutes good fertilization, but the plot cannot be plowed without destroying the crop. The alfalfa in this case aids in binding the layer of sludge on the surface of the plot. At a minimum, however, plowing (or disking or other method of injection and mixing to a nominal depth of 6 inches) shall be done prior to planting any new crop, regardless of the crop.

### 3.3 Administrative Procedures

Complete records of each disposal will be maintained. These records will include the concentration of radionuclides in the sludge, the total volume of sludge disposed, the total activity, the plot on which the sludge was applied, the results of the chemical composition determinations, and all dose calculations.

The annual disposal rate for each of the approved land spread sites will be limited to 4,000 gallons/acre, provided WDNR chemical composition, NRC dose guidelines, and concentration and activity limits are maintained within the appropriate values.

The farmer leasing the site used for the disposal will be notified of the applicable restrictions placed on the site due to the land spreading of sewage sludge.

## 4.0 Evaluation of Environmental Impact

### 4.1 Site Characteristics

#### 4.1.1 Site Topography

The disposal sites are located in the Town of Two Creeks in the northeast corner of Manitowoc County, Wisconsin, on the

OFFSITE DOSE CALCULATION MANUAL

---

west shore of Lake Michigan about 30 miles southeast of the center of the city of Green Bay, and 90 miles NNE of Milwaukee. This site is located at longitude 87° 32.5'W and latitude 44° 17.0'N. The six sites are on property owned and controlled by Wisconsin Electric and are within or directly adjacent to the Point Beach site boundary. The sites are described below and are outlined on the map contained in Appendix C as Figure 3.

Site No. PB-01 - The approximately 15 acres located in the NE 1/4 of the NE 1/4 of Section 23, T. 21N - R. 24E.

Site No. PB-02 - The approximately 20 acres located in the SE 1/4 of the SE 1/4 of Section 14, T. 21N - R. 24E.

Site No. PB-03 - The approximately 5 acres located in the NW 1/4 of Section 24, T. 21N - R. 24E.

Site No. PB-04 - The approximately 5 acres located in the NW 1/4 of the SW 1/4 of Section 24, T. 21N - R. 24E.

Site No. PB-05 - The approximately 5 acres located in the NE 1/4 of the NW 1/4 of Section 25, T. 21N - R. 24E.

Site No. PB-06 - The approximately 5 acres located in the NE 1/4 of the SW 1/4 of Section 14, T. 21N - R. 24E.

The overall ground surface at the site of the Point Beach Nuclear Plant is gently rolling to flat with elevations varying from 5 to 60 feet above the level of Lake Michigan. Subdued knob and kettle topography is visible from aerial photographs. The land surface slopes gradually toward the lake from the higher glacial moraine areas west of the site. Higher ground adjacent to the lake, however, diverts the drainage to the north and south.

The major surface drainage features are two small creeks which drain to the north and south. One creek discharges into the lake about 1500 feet above the northern corner of the site and the other near the center of the site. During the spring, ponds of water may occupy the shallow depressions. As mentioned in Section 3.2, Disposal Procedure, these low areas are excluded from the sludge application.

A site topographic map covering details out to a 5 mile radius may be found in the FSAR at Figure 2.2-3 and is included in Appendix C as Figure 2.

The disposal of sewage sludge at these six sites will have no impact on the topography of this area.

#### 4.1.2 Site Geology

Prior to construction of the Point Beach Nuclear Plant, an evaluation of the geological characteristics of the area in and surrounding the site was made. The geologic structure of the region is essentially simple. Gently dipping sedimentary rock

OFFSITE DOSE CALCULATION MANUAL

---

strata of Paleozoic age outcrop in a horseshoe pattern around a shield of Precambrian crystalline rock which occupies the western part of the region. The site is located on the western flank of the Michigan Basin, which is a broad downwarp ringed by discontinuous outcrops of more resistant formations. The bedrock formations are principally limestones, dolomites, and sandstones with subordinate shale layers. The rocks form a succession of extensive layers that are relatively uniform in thickness. The bedrock strata dip very gently towards Lake Michigan at rates from 15 to 35 feet per mile.

The uppermost bedrock under the site is Niagara Dolomite. Bedrock does not outcrop on the site but is covered by glacial till and lake deposits. The soils contain expansive clay minerals and have moderately high base exchange capacity.

In the area of the site, the overburden soils are approximately 70 to 100 feet in thickness. Although the character of the glacial deposits may vary greatly within relatively short distances, a generalized section through the overburden soils adjacent to Lake Michigan at the site consists of the following sequence:

1. An upper layer of brown clay silt topsoil underlain with several feet of brown silty clay with layers of silty sand;
2. A layer of 20 feet of reddish-brown silty clay with some sand and gravel and occasional lenses of silt;
3. A layer of 25 feet of reddish-brown silty clay with layers of silty sand and lenses of silt;
4. A layer of 50 feet of reddish-brown silty clay with some sand and gravel, the lower portion of which contains gravels, cobbles, and boulders resting on a glacial eroded surface of Niagara dolomite bedrock.

Site drainage is poor due to the high clay content of the soil combined with the pock-marked surface. Additional information on site geology may be found in Section 2.8 of the FSAR.

The use of these sites for disposal of sewage sludge will not impact the geology of the area.

#### 4.2 Area Characteristics

##### 4.2.1 Meteorology

The climate of the site region is influenced by the general storms which move eastward along the northern tier of the United States and by those which move northeastward from the southwestern part of the country to the Great Lakes. This continental type of climate is modified by Lake Michigan. During spring, summer, and fall months the lake temperature differs markedly from the air temperature. Wind shifts from westerly to easterly directions produce marked cooling of day-time

OFFSITE DOSE CALCULATION MANUAL

---

temperatures in spring and summer. In autumn the relatively warm water to the lake prevents night-time temperatures from falling as low as they do a few miles inland from the shoreline. Summer time temperatures exceed 90°F for six days on the average. Freezing temperatures occur 147 days and below zero on 14 days of the winter on the average. Rainfall averages about 28 inches per year with 55 percent falling in the months of May through September. Snowfall averages about 45 inches per year. Sludge spreading shall be managed such that the surface spreading together with any precipitation falling on the field shall not overflow the perimeter of the field. Additional information on site meteorology may be found in Section 2.6 of the FSAR.

There will be no impact on the meteorology of the area due to the disposal of the sewage sludge.

#### 4.2.2 Hydrology

The dominant hydrological feature of this site is Lake Michigan, one of the largest of the Great Lakes. The normal water level in Lake Michigan is approximately 580 feet above mean sea level. In the general vicinity of the site, the 30 foot depth contour is between 1 and 1-1/2 miles offshore and the 60 foot contour is 3 to 3-1/2 miles off shore. The disposal sites are twenty or more feet above the normal lake level. There is no record that the sites have been flooded by the lake during modern times. There are no rivers or large streams which could create a flood hazard at or near the sites.

The subsurface water table at the Point Beach site has a definite slope eastward toward the lake. The gradient indicated by test drilling on the site is approximately 30 feet per mile. It is therefore extremely unlikely that any release of radioactivity on the site could spread inland. Furthermore, the rate of subsurface flow is small due to the relative impervious nature of the soil and will not promote the spread of releases. Further information on site hydrology is detailed in the PBNP FSAR Section 2.5.

There will be no adverse impact on hydrology of the area due to disposal of sewage sludge by land spreading.

#### 4.3 Water Usage

##### 4.3.1 Surface Water

Lake Michigan is used as the source of potable water supplies in the vicinity of the site for the cities of Two Rivers (12 miles south), Manitowoc (16 miles south), Sheboygan (40 miles south), and Green Bay (intake at Rostok 1 mile north of Kewaunee, 13 miles north). No other potable water uses are recorded within 50 miles of the site along the lake shore. All public water supplies drawn from Lake Michigan are treated in purification plants. The nearest surface water used for drinking other than Lake Michigan are the Fox River 30 miles NW and



OFFSITE DOSE CALCULATION MANUAL

---

Lake Winnebago 40 miles W of the site.

Lake Michigan is also utilized by various recreational activities, including fishing, swimming and boating.

There will be no impact on surface water usage due to the disposal of sewage sludge.

**4.3.2 Ground Water**

Ground water provides the remaining population with potable supplies. Public ground water supplies within a 20 mile radius of the site are listed in Table 2.5-3 of the FSAR. Additional wells for private use are in existence throughout the region. The location of private wells within a two mile radius of PBNP are indicated on Figure 3, Appendix C.

The potable water for use at the Point Beach Nuclear Plant is drawn from a 257 feet deep well located at the southwest corner of the plant yard. Water from this well is routinely sampled as part of the environmental monitoring program.

There will be no adverse impact on ground water usage due to the disposal of sewage sludge.

**4.4 Land Usage**

Manitowoc County, in which the site is located, and the adjacent counties of Kewaunee, Brown, Calumet, and Sheboygan are predominantly rural. Agricultural pursuits account for approximately 90% of the total county acreage. With the exception of the Kewaunee Nuclear Plant located 4.5 miles north, the region within a radius of five miles of the site is presently devoted exclusively to agriculture. Dairy products and livestock account for 85% of the counties' farm production, with field crops and vegetables accounting for most of the remainder. The principal crops are grain corn, silage corn, oats, barley, hay, potatoes, green peas, lima beans, snap beans, beets, cabbage, sweet corn, cucumbers, and cranberries. Within the township of Two Creeks surrounding the site (15 sq. miles), there are about 800 producing cows on about 40 dairy farms. Some beef cattle are raised 2.5 miles north of the site. Cows are on pasture from the first of June to late September or early October. During the winter, cows are fed on locally produced hay and silage. Of the milk produced in this area, about 25 percent is consumed as fluid milk and 50 percent is converted to cheese, with the remainder being used in butter making and other by-products.

It has been the policy of Wisconsin Electric to permit the controlled use of crop land and pasture land on company owned property. No direct grazing of dairy or beef cattle or other animals is permitted on these company owned properties. Crops intended for human consumption shall not be grown on the disposal sites for at least one year following the application of the sludge.

The proposed land application of sewage sludge will not have any direct effect on the adjacent facilities. Additional land use

OFFSITE DOSE CALCULATION MANUAL

---

information may be found in Section 2.4 of the FSAR.

#### 4.5 Radiological Impact

The rate of sewage sludge application on each of the six proposed sites will be monitored to insure doses are maintained within applicable limits. These limits are based on NRC Nuclear Reactor Regulation (NRR) staff proposed guidance (described in AIF/NESP-037, August, 1986). These limits require doses to the maximally exposed member of the general public to be maintained less than 1 mrem/year due to the disposal material. In addition, NRR guidance requires doses of less than 5 mrem/year to an inadvertent intruder.

To assess the doses received by the maximally exposed individual and the inadvertent intruder, six credible pathways have been identified for the maximally exposed individual and four credible pathways for the inadvertent intruder. The identified credible pathways are described in Appendix D.

Calculations detailed in Appendix E demonstrate the disposal of the currently stored PBNP sewage sludge would remain below these limits. The total annual exposure to the maximally exposed individual based on the identified exposure pathways is equal to 0.072 mrem. The dose to a hypothetical intruder assuming an overly conservative occupancy factor of 100% is calculated to be 0.115 mrem/year. By definition, the inadvertent intruder would not be exposed to the processed food pathways (meat and milk).

The calculational methodology used in determining doses for the proposed disposal of sludge stored at PBNP shall be utilized prior to each additional land application to insure doses are maintained less than those proposed by NRR. This calculation will include radionuclides disposed of in previous sludge applications. The activity from these prior disposals will be corrected for radiological decay prior to performing dose calculations for the meat, milk, and vegetable ingestion pathways, the inhalation of resuspended radionuclides, and all pathways associated with a potential release to Lake Michigan. The residual radioactivity will be corrected for radiological decay and, if applicable, the mixing of radionuclides in the soil prior to performing external exposure calculations. In addition, the dose to a farmer potentially leasing more than one application site will be addressed by summing the doses received from the external exposure from a ground plane source and resuspension inhalation pathways for each leased site. In addition, the maximum site specific dose due to the other pathways identified in Appendix D, will be utilized in the total exposure estimation.

#### 5.0 Radiation Protection

The disposal operation will follow the applicable PBNP procedures to maintain doses as low as reasonably achievable. Technical review and guidance will be provided by the PBNP Superintendent - Health Physics.

**APPENDIX A**

**SUMMARY OF RADIOLOGICAL ANALYSES**  
**OF SEWAGE SLUDGE SINCE DECEMBER 30, 1983**

OFFSITE DOSE CALCULATION MANUAL

<u>Sample Date</u>	<u>Tank</u>	<u>Tank Volume (Gallons)</u>	<u>Radionuclide</u>	<u>Concentration (<math>\mu</math>Ci/cc)</u>	
12-30-83	Digester	8400	Co-58	5.58E-07	
			Co-60	1.87E-06	
			Cr-51	4.88E-07	
			Cs-134	1.59E-07	
			Cs-137	3.57E-07	
4-05-84	Digester	7560	Co-60	7.89E-07	
	Aeration	6667	Co-60	1.87E-07	
12-05-84	Digester	7560	Co-58	1.75E-07	
	Aeration	6667	Co-60	8.29E-07	
6-03-85	Digester	7560	Co-60	8.29E-07	
			Cs-137	2.46E-07	
	Aeration	6700	Co-60	3.27E-07	
			Cs-137	1.33E-07	
4-10-86	Digester	7560	Co-60	6.79E-07	
			Cs-137	1.72E-07	
			Mn-54	4.91E-08	
			Co-60	1.65E-07	
11-04-86	Digester	7560	Co-58	8.04E-08	
		25100	Co-58	1.37E-07	
	Aeration & Clarifier		Co-60	2.18E-07	
			Cs-137	1.64E-07	

OFFSITE DOSE CALCULATION MANUAL

---

APPENDIX B

CHEMICAL COMPOSITION ANALYSIS  
OF SEWAGE SLUDGE

OFFSITE DOSE CALCULATION MANUAL

STATE OF WISCONSIN  
DEPARTMENT OF NATURAL RESOURCES

SLUDGE CHARACTERISTIC  
Wisconsin Statute 147.02(1) and  
Wisconsin Administrative Code NR 110.27(6)  
FORM 2400-49 REV. 10-80

Sewage Treatment Plant Sludge

Please complete this form and send to the Department of Natural Resources appropriate District/Area Office. Keep one copy for your records.  
For additional forms, please contact your appropriate District/Area Office.

PERMITTEE <b>Wisconsin Electric Power Company</b>	WISCONSIN PERMIT NUMBER <b>WI 00 0 0 9 5 7</b>
STREET OR ROUTE <b>231 W. Michigan Street</b>	COUNTY <b>Millwaukee</b>
CITY, STATE, ZIP CODE <b>Millwaukee, WI 53203</b>	TELEPHONE NUMBER (INCLUDE AREA CODE) <b>414-277-3153</b>

1. Please report laboratory testing results for the following parameters:

*Parameter	Abbreviation	Result	*Parameter	Abbreviation	Result
Total Solids, %	-	<u>1.65</u>	Chromium, ppm	Cr	<u>5</u>
Total Nitrogen, %	TOT N	<u>1.0</u>	Copper, ppm	Cu	<u>2300</u>
Ammonium Nitrogen, %	NH <sub>4</sub> <sup>+</sup> -N	<u>0.34</u>	Lead, ppm	Pb	<u>100</u>
Total Phosphorous, %	P	<u>&lt; 0.01</u>	Mercury, ppm	Hg	<u>5.6</u>
Total Potassium, %	K	<u>0.25</u>	Nickel, ppm	Ni	<u>12</u>
Arsenic, ppm	As	<u>1.0</u>	Zinc, ppm	Zn	<u>2300</u>
Cadmium, ppm	Cd	<u>12.</u>	pH	-	<u>7.0</u>

\*Suggested analysis procedures for the above parameters can be found in NR 219, analytical tests and procedures, Wisconsin Administrative Code. All parameters other than percent solids and pH shall be reported on a dry weight basis.

2. What is the name of the laboratory that did the analysis and when was it performed?

Laboratory Name Wisconsin Electric Power Co. Date sent to lab April 12, 1983  
Laboratory Services Division

Where at the treatment plant was the sample taken? From sludge holding tank prior to hauling

4. When was the sample taken? April 12, 1983

SIGNATURE <u>[Signature]</u>	TITLE <u>Water Quality Engineer</u>	DATE <u>---</u>
---------------------------------	--	--------------------



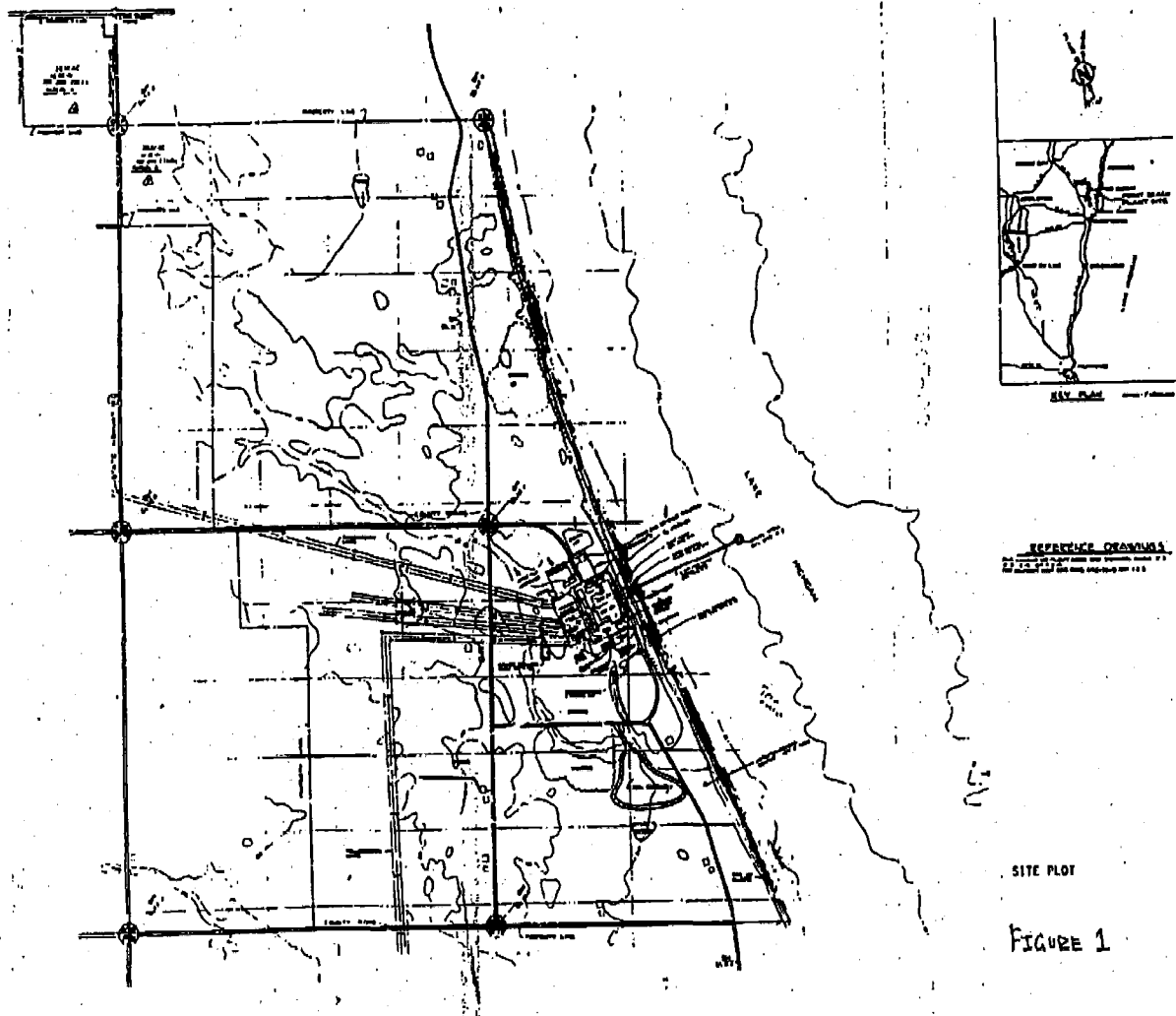
OFFSITE DOSE CALCULATION MANUAL

---

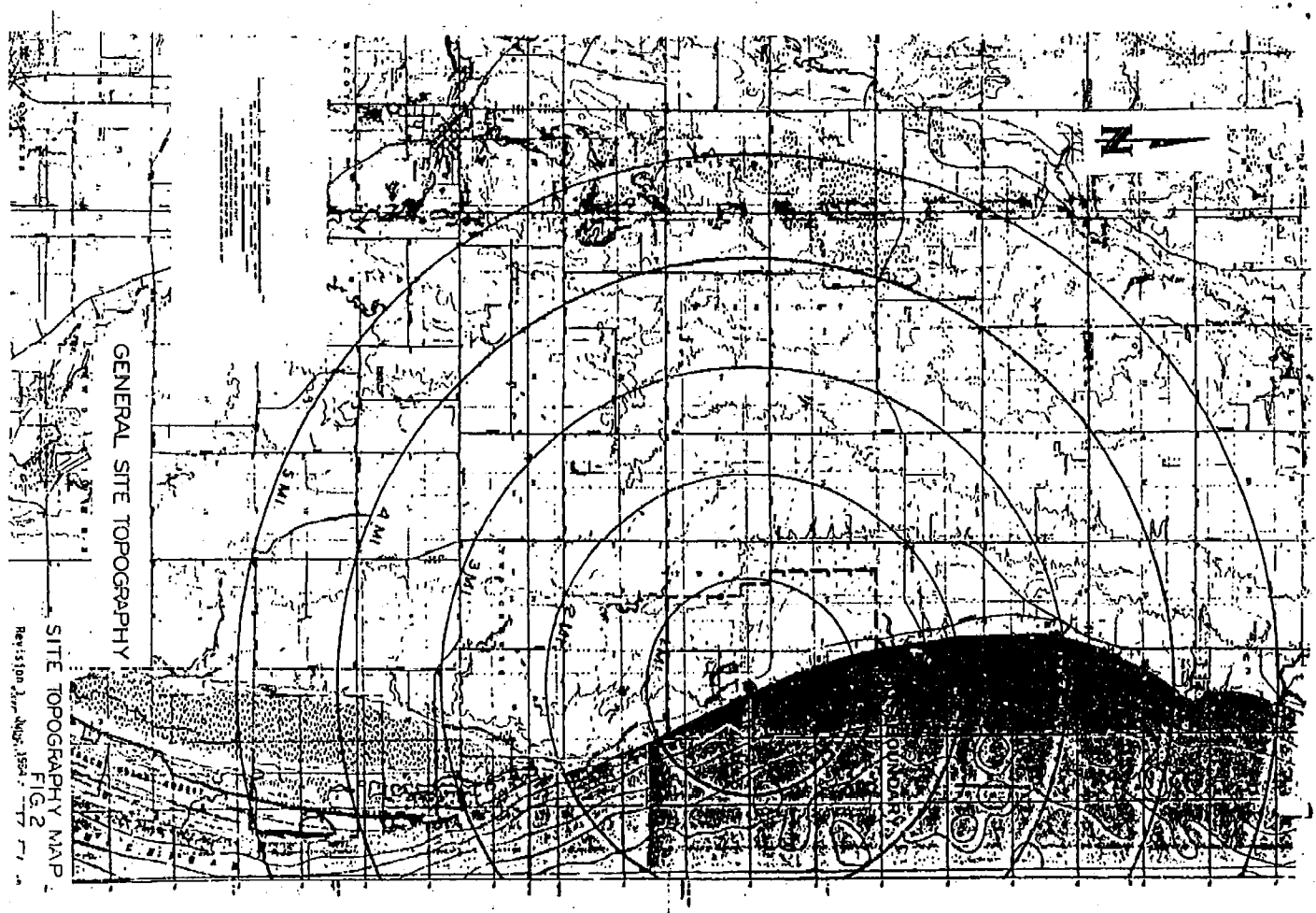
APPENDIX C

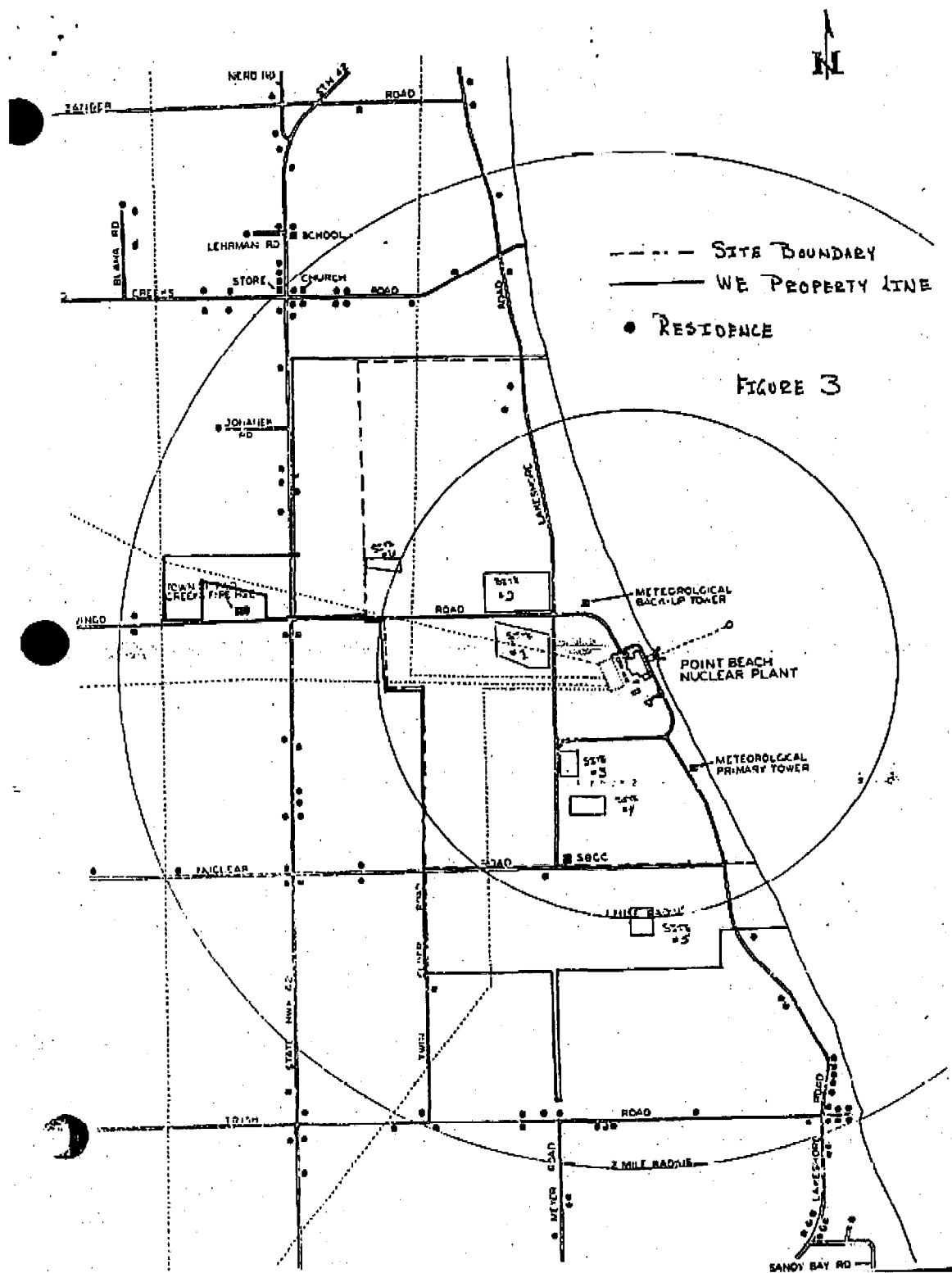
SITE MAPS

OFFSITE DOSE CALCULATION MANUAL



OFFSITE DOSE CALCULATION MANUAL





**APPENDIX D**

**EXPOSURE PATHWAYS**

OFFSITE DOSE CALCULATION MANUAL

---

**I. EXPOSURE PATHWAYS - MAXIMALLY EXPOSED INDIVIDUAL**

1. External whole body exposure due to a ground plane source of radionuclides.
2. Milk ingestion pathway from cows fed alfalfa grown on plot.
3. Meat ingestion pathway from cows fed alfalfa grown on plot.
4. Vegetable ingestion pathway from vegetables grown on plot.
5. Inhalation of radioactivity resuspended in air above application site.
6. Pathways associated with a release to Lake Michigan. Ingestion of potable water at Two Rivers, Wisconsin municipal water supply, ingestion of fish from edge of initial mixing zone of radionuclide release, ingestion of fresh and stored vegetables irrigated with water source as Lake Michigan, ingestion of milk and meat from cows utilizing Lake Michigan as drinking water source, swimming and boating activities at edge of initial mixing zone, and shoreline deposits.

**II. EXPOSURE PATHWAYS - INADVERTENT INTRUDER**

1. External whole body exposure due to ~~the~~ ground plane source of ~~radioactivity and~~ radionuclides.
2. Vegetable ingestion pathway from vegetables grown on plot.
3. Inhalation of radioactivity resuspended in air above application site.
4. Pathways associated with a release to Lake Michigan. Ingestion of potable water at Two Rivers, Wisconsin municipal water supply, ingestion of fish from edge of initial mixing zone of radionuclide release, ingestion of fresh and stored vegetables irrigated with water source as Lake Michigan, ingestion of milk and meat from cows utilizing Lake Michigan as drinking water source, swimming and boating activities at edge of initial mixing zone, and shoreline deposits.

The milk and meat pathways are not included in calculating the dose to the inadvertent intruder. The doses due to these pathways are calculated based on feeding the cows alfalfa grown on the sludge applied land. Since direct grazing on these lands is prohibited, the alfalfa must be cropped prior to being used as feed. This effectively removes the availability of these pathways to the inadvertent intruder, who by definition occupies the sludge applied land continuously.



OFFSITE DOSE CALCULATION MANUAL

III. GROUND WATER PATHWAY

The ingestion of groundwater is not a credible exposure pathway. The two factors contributing to this determination are as follows:

1. The site map in Appendix C, Figure 3 details the spatial relationship between the proposed disposal sites and the local ground water wells. The flow gradient of ground water was determined for the PBNP FSAR to be towards Lake Michigan. Reviewing the sites and local wells shows no private well located in the path of radionuclide migration towards Lake Michigan.

The PBNP site well is located on the plant site, potentially in a path of radionuclide migration. The PBNP well is routinely sampled as a requirement of the PBNP environmental monitoring program.

2. The cation exchange capacity (CEC) of the soils at each site has been determined:

Site	Cation Exchange Capacity (MEQ/100g)
1	16
2	11
3	11
4	10
5	8
6	9

The cation exchange capacity of soil is dependent on the valance of the radionuclides and is determined by the relation:

$$MEQ = \frac{ATOMIC\ WEIGHT}{VALANCE} * 1.0E-03$$

Radionuclide	Valance	CEC (MEQ/100g)
Co-60	+2	3.00E-02
Co-58	+2	2.90E-02
Cs-137	+1	1.37E-01
Mn-54	+2	2.70E-02
Cr-51	+3	1.70E-02
Cs-134	+1	1.34E-01

Using the values for Cs-137 and site 5 which has the lowest CEC, the total exchange capacity of the soil is

$$\frac{1.10 \text{ grams of Cs-137}}{100 \text{ grams of soil}}$$

Calculating the specific activity of Cs-137,

$$\begin{aligned} \text{Specific Activity} &= \frac{3.578E+05}{T_{1/2}(\text{yrs.}) \cdot ATOMIC\ MASS} = \frac{3.578E+05}{30 \cdot 137} \\ &= 87.1 \text{ Ci/gram} \end{aligned}$$

OFFSITE DOSE CALCULATION MANUAL

---

The cation exchange capacity of the soil expressed in the number of Curies of radionuclide per 100 grams of soil is

$$\frac{95.8 \text{ Ci Cs-137}}{100 \text{ grams of soil}}$$

Since the proposed disposal of sewage sludge contains quantities of radionuclides on the order of 10-100  $\mu\text{Ci}$  the soil at each site has the capacity to effectively eliminate the migration of the radionuclide to ground water.

**APPENDIX E**

**EXPOSURE ANALYSIS**

OFFSITE DOSE CALCULATION MANUAL

GENERAL ASSUMPTIONS

1. Sewage sludge is uniformly applied over plot acreage.
2. Sewage sludge is applied to one of the 5 acre plots, site PB-03, PB-04, PB-05, or PB-06. (Assuming the smallest site size is conservative for the calculation methodology herein.)
3. Based on the sewage sludge currently stored at PBNP, the following data is used in the calculations.

Radionuclide	Sludge Volume (Gallons)	Sludge Volume (cm <sup>3</sup> )	Activity ( $\mu$ Ci)	Concentration ( $\mu$ Ci/cm <sup>3</sup> )	Ground Plane Concentration ( $\mu$ Ci/cm <sup>2</sup> )
Co-60	15,000	5.68E+07	13.2	2.33E-07	6.53E-08
Cs-137	15,000	5.68E+07	8.5	1.50E-07	4.21E-08

1. CALCULATION OF EXTERNAL EXPOSURES

A. Specific Assumptions

1. Conservatively assume radioactivity remains on surface of land plot. Calculation ignores any plowing or mixing of radioactivity within soil. Calculations for the proposed disposal will therefore ignore self-absorption or shielding from soil.

The external exposure at the application site due to prior disposals will be calculated utilizing the methodology in Appendix G and added to that calculated for the proposed disposal.

2. The plots are owned by Wisconsin Electric and have been approved by the Wisconsin Department of Natural Resources (DNR) as disposal sites. The land is leased and potentially farmed. Occupancy of the land can be realistically expected only during plowing, planting and harvesting. Occupancy has been estimated to be 64 hours per year.

B. Summary of Calculational Methodology

1. Calculate ground plane radionuclide concentrations in pCi/cm<sup>2</sup>.
2. The dose from a plane of uniformly deposited radionuclides is calculated using Regulatory Guide 1.109, Revision 1, Appendix C, Formula C-2.
3. Dose rates were calculated assuming continuous occupancy then adjusted for realistic occupancy factors.

OFFSITE DOSE CALCULATION MANUAL

**C. External Exposure Rate Calculations**

The dose from a plane of uniformly deposited radionuclides is calculated using Regulatory Guide 1.109, Revision 1, Appendix C, formula C-2

$$D_j^G(r,\theta) = 8760 S_F \sum C_i^G(r,\theta) DFG_{ij}$$

where

$D_j^G(r,\theta)$  = yearly dose

8760 = hours per year

$S_F$  = 1.0, since no dose reduction due to residential shielding is applicable.

$C_i^G(r,\theta)$  = ground plane radionuclide concentration (pCi/m<sup>2</sup>)

$DFG(i,j)$  = external dose factor for standing on contaminated ground as given in Table E-6 of Regulatory Guide 1.109, Revision 1.

Radionuclide	y Dose Factor (mrem/hr per pCi/m <sup>2</sup> )	Ground Plane Concentration (pCi/cm <sup>2</sup> )	Ground Plane Concentration (pCi/m <sup>2</sup> )	y Dose Rate (mrem/yr)
Co-60	1.70E-08	6.53E-08	6.53E+02	9.72E-02
Cs-137	4.20E-09	4.21E-08	4.21E+02	1.55E-02

TOTAL: 1.13E-01 mrem/year

These calculated dose rates assume continuous occupancy. In reality, these sites will be occupied only during plowing, planting, and harvesting. Assuming an occupancy of 2 hours per day, 1 day per week, and 32 weeks (8 month growing season) per year, the occupancy factor becomes

$$2 \text{ hr/day} * 1 \text{ day/week} * 32 \text{ weeks/yr} * 1/8760 \text{ hours/yr} = 7.3E-03.$$

EXTERNAL EXPOSURE DOSE RATE (mrem/year)

Radionuclide	Continuous Occupancy	Realistic Occupancy
Co-60	9.72E-02	7.10E-04
Cs-137	1.55E-02	1.13E-04
TOTAL:	1.13E-01	8.23E-04

OFFSITE DOSE CALCULATION MANUAL

11. CALCULATION OF MEAT AND MILK INGESTION PATHWAY EXPOSURES

A. Specific Assumptions

1. All feed consumed by cow is grown on sludge applied acreage.
2. All meat and milk consumed by human is from cattle exclusively fed feed from sludge applied land.
3. Stable element transfer coefficients ( $B_{iv}$ ) are utilized from Regulatory Guide 1.109 to estimate the fraction of radioactivity which is transferred from the soil to the feed.

Radionuclide	$B_{iv}$
Co-60	9.4E-03
Cs-137	1.0E-02

4. Alfalfa has typically been grown on the plots. Soil tests have indicated a minimum alfalfa yield of 4.1 tons per acre can be expected.

B. Summary of Calculational Methodology

1. The concentration of radionuclides in feed grown on the disposal plots is estimated. Transfer coefficients ( $B_{iv}$ ) from Table E-1 of Regulatory Guide 1.109 were used to estimate the fraction of radionuclide which may be expected to transfer to the feed from the soil.
2. Concentrations of radionuclides in milk and meat were estimated using Formula A-11 from Regulatory Guide 1.109.
3. Ingestion dose rates were estimated using Formula A-12 from Regulatory Guide 1.109.

C. Milk and Meat Ingestion Pathway Dose Rate Calculation

1. Concentration in feed.

$$\text{Activity in Feed} = B_{iv} * \text{Activity in Soil}$$

$$\text{Concentration in Feed} = \text{Activity in Feed} / \left( \frac{\text{kg of Feed}}{\text{Acre}} * 5 \text{ Acres} \right)$$

Radionuclide	Activity in Soil ( $\mu\text{Ci}$ )	Activity in Feed ( $\mu\text{Ci}$ )	Radionuclide Concentration in Feed ( $\mu\text{Ci/kg}$ )
Co-60	13.2	1.24E-01	6.67E+00
Cs-137	8.5	8.50E-02	4.57E+00

2. Concentration in Milk and Meat

Calculate concentrations of radionuclides in milk and meat using



OFFSITE DOSE CALCULATION MANUAL

Formula A-11 in Regulatory Guide 1.109, Revision 1 which is

$$C_{iA} = F_{iA} * C_{iF} * Q_F$$

where  $C_{iA}$  = radionuclide concentration of i in component A  
 $F_{iA}$  = stable element transfer coefficient whose values are in Table E-1 of the Regulatory Guide  
 $C_{iF}$  = radionuclide concentration in feed  
 $Q_F$  = consumption rate of feed = 50 kg/d (wet weight) from Regulatory Guide 1.109

Use the following Regulatory Guide 1.109 values for  $F_{iA}$

Element	$F_{iA} = F_m$ (d/l) for milk	$F_{iA} = F_f$ (d/kg) for meat
Co	1.0E-03	1.3E-02
Cs	1.2E-02	4.0E-03

Radionuclide	Concentration in Milk (pCi/l)	Concentration in Meat (pCi/kg)
Co-60	3.34E-01	4.34E+00
Cs-137	2.74E+00	9.14E-01

### 3. Calculated Dose rates

The formula for total dose from eating animal products fed vegetation (alfalfa) grown on PBNP sludge applied land is given by Regulatory Guide 1.109, Revision 1, Formula A-12, page 1.109-16. But, as noted following equation A-13, it is necessary to compute separately the milk and meat portions of the dose.

$$DOSE = \sum (U_{ap} * D_{iapg} * \exp(-\lambda_i t_s))$$

where  $U_{ap}$  = consumption rate of animal product  
 $C_{iA}$  = conc of radionuclide i in animal product A  
 $D_{iapg}$  = dose factor  
 $t_s$  = average time between milking or slaughtering and consumption

	$U_{ap}$ by Age Group			
	Infant	Child	Teenager	Adult
Milk (l/yr)	330	330	400	310
Meat (kg/yr)	-	41	65	110

$C_{iA}$  = concentration calculated above

$D_{iapg}$  = DF whole body dose factors, Regulatory Guide 1.109, Revision 1.

OFFSITE DOSE CALCULATION MANUAL

Whole Body Dose Factors (mrem/pCi Ingested)

<u>Nuclide</u>	<u>Infant Ingestion</u>	<u>Child Ingestion</u>	<u>Teenager Ingestion</u>	<u>Adult Ingestion</u>
Co-60	2.55E-05	1.56E-05	6.33E-06	4.72E-06
Cs-137	4.33E-05	4.62E-05	5.19E-05	7.14E-05

$T_s = 0$  for milk (assume consumption on farm)

$T_s = 20$  days for meat (Regulatory Guide 1.109, Revision 1, Table E-15)

MILK INGESTION DOSE RATE (mrem/year)

<u>Radionuclide</u>	<u>Infant</u>	<u>Child</u>	<u>Teenager</u>	<u>Adult</u>
Co-60	2.81E-03	1.72E-03	8.46E-04	4.89E-04
Cs-137	3.92E-02	4.18E-02	5.69E-02	6.06E-02
TOTALS:	4.20E-02	4.35E-02	5.77E-02	6.11E-02

MEAT INGESTION DOSE RATE (mrem/year)

<u>Radionuclide</u>	<u>Infant</u>	<u>Child</u>	<u>Teenager</u>	<u>Adult</u>
Co-60	-	2.76E-03	1.77E-03	2.24E-03
Cs-137	-	1.73E-03	3.08E-03	7.18E-03
TOTALS:	-	4.49E-03	4.85E-03	9.42E-03

MEAT AND MILK INGESTION PATHWAY DOSE RATES (mrem/year)

Infant - 4.20E-02  
Child - 4.80E-02  
Teenager - 6.26E-02  
Adult - 7.05E-02

III. CALCULATION OF VEGETABLE INGESTION PATHWAY EXPOSURES

A. Specific Assumptions

1. The WPDES permit issued to PBNP for the disposal of sewage sludge prohibits the growing of crops for human consumption for one year following the application of the sewage sludge. Therefore, prior to planting vegetables on the application site, the soil would be plowed. Plowing is assumed to uniformly mix the top 6 inches of soil.

OFFSITE DOSE CALCULATION MANUAL

2. The soil density is assumed to be 1.3 grams/cm<sup>3</sup>.
3. All vegetables consumed by the individual of interest are grown on the sludge applied acreage.
4. Stable element transfer coefficients ( $B_{iv}$ ) from Regulatory Guide 1.109 are used to estimate the fraction of radioactivity transferred from the soil to the vegetables.

<u>Radionuclide</u>	<u><math>B_{iv}</math></u>
Co-60	9.4E-03
Cs-137	1.0E-02

5. The consumption factors of food medium ( $U_{ap}$ ) and the mass basis distributions from Regulatory Guide 1.109, Table E-5 are used to determine annual consumption of vegetables.

$U_{ap}$  by Age Group\*

<u>Infant</u>	<u>Child</u>	<u>Teen</u>	<u>Adult</u>
-	280 kg/yr	340 kg/yr	280 kg/yr

\*Based on 54% vegetable consumption by mass of fruit, vegetable, and grain.

6. The Ingestion Dose Factors by age group are from Regulatory Guide 1.109, Tables E-11, E-12, E-13, and E-14.

Whole Body Ingestion Dose Factors (mrem/pCi ingested)

<u>Radionuclide</u>	<u>Infant</u>	<u>Child</u>	<u>Teen</u>	<u>Adult</u>
Co-60	2.55E-05	1.56E-05	6.33E-06	4.72E-06
Cs-137	4.33E-05	4.62E-05	5.19E-05	7.14E-05

7. Radiological decay of the radionuclides applied to the plot is not taken into account in these calculations.

B. Summary of Calculational Methodology

1. The radionuclide concentration in the soil is calculated in units of pCi/kg based on uniform application over 5 acre plot, plowing to a depth of 6 inches, and a soil density of 1.3 g/cm<sup>3</sup>.
2. The  $B_{iv}$  values are applied to the soil concentration values to obtain the radionuclide concentration in the vegetables.
3. The consumption factors ( $U_{ap}$ ) for each age group are then used to determine the annual radionuclide intake by age group due to eating these vegetables.

OFFSITE DOSE CALCULATION MANUAL

4. Finally, the age dependent ingestion dose factors are used to obtain annual doses by age group.

C. Vegetable Pathway Ingestion Dose Rate Calculations

1. Concentration in soil

Radionuclide	Activity Applied ( $\mu\text{Ci}$ )	Soil Volume ( $\text{cm}^3$ )	Soil Mass (kg)	Concentration In Soil ( $\mu\text{Ci/kg}$ )
Co-60	13.2	3.08E+09	4.00E+06	3.30E+00
Cs-137	8.5	3.08E+09	4.00E+06	2.13E+00

2. Concentration in vegetables

Radionuclide	Concentration In Soil ( $\mu\text{Ci/kg}$ )	$B_{iv}$	Concentration In Vegetables ( $\mu\text{Ci/kg}$ )
Co-60	3.30E+00	9.4E-03	3.10E-02
Cs-137	2.13E+00	1.0E-02	2.13E-02

3. Calculated Dose Rates

The dose rate for direct ingestion of vegetables grown on the sludge applied land is given by the equation.

$$\text{DOSE RATE} = \sum U_{ap} * D_{iapj} * \text{EXP}(-\lambda_i t) * C_i$$

where

$U_{ap}$  = consumption rate of food medium  
 $D_{iapj}$  = dose factor for radionuclide, i  
 $\lambda_i$  = radiological decay constant  
 $t_i$  = time between harvest and consumption  
 $C_i$  = concentration of radionuclide, i, in food medium.

t, the time between harvest and ingestion, is assumed to be zero for this calculation.

VEGETABLE INGESTION DOSE RATE (mrem/year)

Radionuclide	Infant	Child	Teen	Adult
Co-60	-	1.35E-04	6.67E-05	4.10E-05
Cs-137	-	2.76E-04	3.76E-04	4.26E-04
TOTAL	-	4.11E-04	4.43E-04	4.67E-04

OFFSITE DOSE CALCULATION MANUAL

**IV. CALCULATION OF INHALATION OF RESUSPENDED RADIONUCLIDES PATHWAY EXPOSURE**

**A. Specific Assumptions**

1. The model used to determine the radionuclide concentration in air above the sludge applied land is taken from WASH-1400, USNRC, Reactor Safety Study - An Assessment of Accident Risks in Commercial Nuclear Power Plants, Appendix VI.
2. The radionuclide concentration in air remains constant for year of interest, i.e., radiological decay and decrease in resuspension factor are not taken into account for this calculation.
3. The maximally exposed member of the general public is assumed to be the farmer using the plot of land with an occupancy of 64 hours per year.
4. The inadvertent intruder is assumed to occupy the plot of land for the entire year.
5. The Inhalation Dose Factors by age group are from Regulatory Guide 1.109, Tables E-7, E-8, E-9, and E-10.

**WHOLE BODY INHALATION DOSE FACTORS (mrem/pCi inhaled)**

<u>Radionuclide</u>	<u>Infant</u>	<u>Child</u>	<u>Teen</u>	<u>Adult</u>
Co-60	8.41E-06	6.12E-06	2.48E-06	1.85E-06
Cs-137	3.25E-05	3.47E-05	3.89E-05	5.35E-05

**LUNG INHALATION DOSE FACTORS (mrem/pCi inhaled)**

<u>Radionuclide</u>	<u>Infant</u>	<u>Child</u>	<u>Teen</u>	<u>Adult</u>
Co-60	3.22E-03	1.91E-03	1.09E-03	7.46E-04
Cs-137	5.09E-05	2.81E-05	1.51E-05	9.40E-06

6. The age dependent inhalation rates are obtained from Regulatory Guide 1.109, Table E-5.

**Inhalation Rates (m<sup>3</sup>/yr)**

<u>Infant</u>	<u>Child</u>	<u>Teen</u>	<u>Adult</u>
1400	3700	8000	8000

OFFSITE DOSE CALCULATION MANUAL

---

B. Summary of Computational Methodology

1. The ground plane radionuclide concentrations in pCi/m<sup>2</sup>.
2. Calculate the resuspension factor utilizing equation given in WASH-1400.
3. Obtain the radionuclide concentration in air (pCi/m<sup>3</sup>) above plot utilizing methodology in WASH-1400.
4. Using parameters contained in Regulatory Guide 1.109, calculate annual dose for continuous occupancy and for realistic occupancy.

C. Inhalation of Resuspended Radionuclides in Air Pathway Dose Rate Calculations - Resuspension of Radionuclide in Air

1. Ground plane radionuclide concentration

<u>Radionuclide</u>	<u>Ground Plane Concentration (μCi/cm<sup>2</sup>)</u>	<u>Ground Plane Concentration (pCi/m<sup>2</sup>)</u>
Co-60	6.53E-08	6.53E+02
Cs-137	4.21E-08	4.21E+02

2. Calculation of resuspension factor, K (m<sup>-1</sup>)

From WASH-1400,  $K(t) = 1.0E-09 + 1.0E-05 * EXP [-0.6769 * t]$

where t = time since radionuclides were deposited on ground surface.

t is assumed to be 0 for these calculations, thereby maximizing the resuspension factor.

Therefore,

$$K = 1.0E-05 \text{ m}^{-1}$$

3. Calculate radionuclide concentration (pCi/m<sup>3</sup>) in air.

From WASH-1400,

$$K(\text{m}^{-1}) = \frac{\text{air concentration (pCi/m}^3\text{)}}{\text{surface deposit (pCi/m}^2\text{)}}$$

or

$$\text{Air Concentration (pCi/m}^3\text{)} = \text{surface deposit (pCi/m}^2\text{)} * K(\text{m}^{-1})$$

AIR CONCENTRATIONS

<u>Radionuclide</u>	<u>Air Concentrations (pCi/m<sup>3</sup>)</u>
Co-60	6.53E-03
Cs-137	4.21E-03

OFFSITE DOSE CALCULATION MANUAL

4. Dose Rate Calculations

$$\text{Dose Rate (mrem/yr)} = \text{Inhalation Rate (m}^3\text{/yr)} * \text{Air Conc. (pCi/m}^3\text{)} * \text{Dose Conversion Factor (mrem/pCi)}$$

WHOLE BODY INHALATION DOSE RATE (mrem/year)

<u>Radionuclide</u>	<u>Infant</u>	<u>Child</u>	<u>Teen</u>	<u>Adult</u>
Co-60	7.69E-05	1.48E-04	1.30E-04	9.66E-05
Cs-137	1.92E-04	5.41E-04	1.31E-03	1.80E-03
TOTAL	2.69E-04	6.89E-04	1.44E-03	1.90E-03

LUNG INHALATION DOSE RATE (mrem/year)

<u>Radionuclide</u>	<u>Infant</u>	<u>Child</u>	<u>Teen</u>	<u>Adult</u>
Co-60	2.94E-02	4.61E-02	5.69E-02	3.90E-02
Cs-137	3.00E-04	4.38E-04	5.09E-04	3.17E-04
TOTAL	2.97E-02	4.65E-02	5.74E-02	3.93E-02

INHALATION OF RESUSPENDED RADIONUCLIDES IN AIR DOSE RATES (mrem/year)

WHOLE BODY DOSE RATE (mrem/year)

<u>Occupancy</u>	<u>Infant</u>	<u>Child</u>	<u>Teen</u>	<u>Adult</u>
Continuous	2.69E-04	6.89E-04	1.44E-03	1.90E-03
Realistic	1.96E-06	5.03E-06	1.05E-05	1.39E-05

LUNG DOSE RATE (mrem/year)

<u>Occupancy</u>	<u>Infant</u>	<u>Child</u>	<u>Teen</u>	<u>Adult</u>
Continuous	2.97E-02	4.65E-02	5.74E-02	3.93E-02
Realistic	2.17E-04	3.39E-04	4.19E-04	2.87E-04

V. CALCULATION OF WHOLE BODY EXPOSURES DUE TO RELEASE TO LAKE MICHIGAN

A. Specific Assumptions

1. The methodology contained in the PBNP Offsite Dose Calculation Manual (ODCM) is used to perform this calculation.



OFFSITE DOSE CALCULATION MANUAL

2. The entire activity contained in the sludge is released into Lake Michigan.
3. The exposure pathways addressed by the ODCM methodology are ingestion of potable water from Two Rivers, WI water supply, ingestion of fish at edge of initial mixing zone, ingestion of fresh and stored vegetables, irrigated with Lake Michigan as source of water, ingestion of milk and meat from cows utilizing Lake Michigan as drinking water source, swimming and boating activities at edge of initial mixing zone, and shoreline deposits.

**B. Summary of Calculational Methodology**

1. The activity released in the sludge is converted into Co-60 dose equivalent Curies.
2. The annual design release limit from the ODCM is 94.7 Co-60 equivalent curies.
3. The annual design release limit is based on a limiting dose of 6 mrem adult whole body. The annual dose due to sewage sludge is calculated by a ratio of calculated release compared to release limit.

**C. Whole Body Exposure Calculations**

**1. Co-60 equivalent Curies**

<u>Radionuclide</u>	<u>Activity (μCi)</u>	<u>DF<sub>i</sub>/DF Co-60</u>	<u>Co-60 eq. Activity (μCi)</u>
Co-60	13.2	1.00E+00	13.2
Cs-137	8.5	1.51E+01	128.4
TOTAL			141.6μCi Co-60 equivalent

**2. Ratio of dose limit to annual design release limit**

$$\frac{6 \text{ mrem}}{94.7 \text{ Co-60 equivalent curies}}$$

**3. Whole Body Dose Calculation**

$$\frac{\text{Dose}}{141.6\mu\text{Ci}} = \frac{6 \text{ mrem}}{94.7 \times 10^6 \mu\text{Ci}}$$

$$\text{Dose} = 8.97\text{E-}06 \text{ mrem}$$

**WHOLE BODY DOSE RATE (mrem/year)**

$$8.97\text{E-}06$$

OFFSITE DOSE CALCULATION MANUAL

DOSE SUMMARY

Maximally Exposed Individual

The identified credible exposure pathways for the maximally exposed individual are:

- 1.) External exposure from ground plane source (realistic occupancy)
- 2.) Milk ingestion pathway
- 3.) Meat ingestion pathway
- 4.) Vegetable ingestion pathway
- 5.) Resuspension inhalation pathway (realistic occupancy)
- 6.) Pathways identified due to release to Lake Michigan.

<u>Pathway</u>	<u>AGE GROUP</u>			
	<u>Infant</u>	<u>Child</u>	<u>Teen</u>	<u>Adult</u>
External	8.23E-04	8.23E-04	8.23E-04	8.23E-04
Milk	4.20E-02	4.35E-02	5.77E-02	6.11E-02
Meat	-	4.49E-03	4.85E-03	9.42E-03
Vegetable	-	4.11E-04	4.43E-04	4.67E-04
Inhalation	1.96E-06	5.03E-06	1.05E-05	1.39E-05
Water	8.97E-06	8.97E-06	8.97E-06	8.97E-06
TOTAL:	0.043	0.049	0.064	0.072
(mrem/year)				

Inadvertent Intruder

The identified credible exposure pathways for the inadvertent intruder are:

- 1.) External exposure from ground plane source (continuous occupancy)
- 2.) Vegetable ingestion pathway
- 3.) Resuspension inhalation pathway (continuous occupancy)
- 4.) Pathways identified due to release to Lake Michigan.

<u>Pathway</u>	<u>AGE GROUP</u>			
	<u>Infant</u>	<u>Child</u>	<u>Teen</u>	<u>Adult</u>
External	1.13E-01	1.13E-01	1.13E-01	1.13E-01
Vegetable	-	4.11E-04	4.43E-04	4.67E-04
Inhalation	2.96E-04	6.89E-04	1.44E-03	1.90E-03
Water	8.97E-06	8.97E-06	8.97E-06	8.97E-06
TOTAL:	0.113	0.114	0.115	0.115
(mrem/year)				

Reviewing these tables, the calculated limiting doses for both the maximally exposed individual and the inadvertent intruder occur for the adult age group. These doses are:

Maximally Exposed Individual:	0.072 mrem/year
Inadvertent Intruder:	0.115 mrem/year

**APPENDIX F**

**BASIS FOR SETTING CONCENTRATION LIMITS AND ACTIVITY LIMIT**  
**FOR DISPOSAL OF SLUDGE**

OFFSITE DOSE CALCULATION MANUAL

---

Analyses of previously disposed sewage sludge have identified six different radionuclides in the sludge. All six radionuclides did not occur in each disposal. Therefore, it is difficult to determine a single concentration limit for regulating the disposal of the sludge from the storage tanks.

To provide a basis to regulate the disposal of the sewage sludge based on identified radionuclide concentrations, the following relation is proposed.

$$\sum_{i=1}^N \frac{C_i}{0.1 * MPC_i} \leq 1$$

where

- N = number of different radionuclides identified in the sewage sludge.
- C<sub>i</sub> = concentration of the i<sup>th</sup> radionuclide in the sewage sludge.
- MPC<sub>i</sub> = the MPC value of the i<sup>th</sup> radionuclide in the sewage sludge, as listed in 10 CFR Part 20 Appendix B, Table II, Column 2.

If this criteria is met, the sewage sludge may be disposed of by land spreading provided the dose calculations (as identified in Appendix E) indicate dose rates within the prescribed limits.

The attachment to this Appendix details calculations performed to determine doses from four radionuclides identified in the sludge. The calculations are based on an identified concentration equal to 10% of the 10 CFR Part 20, Appendix B, Table II, Column 2 values. The calculations use the methodology in Appendix E along with the exposure pathways identified in Appendix D to determine the dose rates. These calculations indicate the use of this methodology will maintain radiation doses within the appropriate limits.

The maximum allowable activity disposed of per year per acre is calculated utilizing 10% of the MPC value, 10 CFR Part 20, Appendix B, Table II, Column 2, for Co-58. Volume limit per acre has been proposed at 4,000 gallons/acre/year. Then,

$$\begin{aligned} &1.0E-05 \text{ } \mu\text{Ci/cc} * 4,000 \text{ gallons/acre/year} * 3.785.43 \text{ cc/gallon} \\ &= 151.4 \text{ } \mu\text{Ci/acre/year} \end{aligned}$$

OFFSITE DOSE CALCULATION MANUAL

Cs-134

Concentration in Sludge:  $9.0\text{E-}07$   $\mu\text{Ci}/\text{ml}$

Sludge Volume (Gallons)	Sludge Volume ( $\text{cm}^3$ )	Concentration ( $\mu\text{Ci}/\text{cm}^3$ )	Activity ( $\mu\text{Ci}$ )	Ground Plane Concentration ( $\mu\text{Ci}/\text{cm}^2$ )
15000	$5.68\text{E}+07$	$9.00\text{E-}07$	$5.11\text{E}+01$	$2.53\text{E-}07$

External Exposure

$\gamma$ Dose Factor ( $\text{mrem}/\text{hr. per } \mu\text{Ci}/\text{m}^2$ )	Ground Plane Concentration ( $\mu\text{Ci}/\text{m}^2$ )	$\gamma$ Dose Rate ( $\text{mrem}/\text{year}$ )
$1.20\text{E-}08$	$2.53\text{E}+03$	$2.66\text{E-}01$

Continuous Occupancy:  $2.66\text{E-}01$   $\text{mrem}/\text{year}$   
Realistic Occupancy:  $1.94\text{E-}03$   $\text{mrem}/\text{year}$

Meat & Milk Pathway

Activity in Soil ( $\mu\text{Ci}$ )	Activity in Feed ( $\mu\text{Ci}$ )	Concentration in Feed ( $\mu\text{Ci}/\text{Kg}$ )	Concentration in Milk ( $\mu\text{Ci}/\text{g}$ )	Concentration in Meat ( $\mu\text{Ci}/\text{kg}$ )
$5.22\text{E}+01$	$5.11\text{E-}01$	$2.75\text{E}+01$	$1.65\text{E}+01$	$5.50\text{E}+00$

Milk Dose Rates ( $\text{mrem}/\text{year}$ )

Infant	Child	Teenager	Adult
$3.87\text{E-}01$	$4.41\text{E-}01$	$6.03\text{E-}01$	$6.19\text{E-}01$

Meat Dose Rate ( $\text{mrem}/\text{year}$ )

Infant	Child	Teenager	Adult
-	$1.83\text{E-}02$	$3.27\text{E-}02$	$7.32\text{E-}02$

Vegetable Pathway

Activity ( $\mu\text{Ci}$ )	Soil Volume ( $\text{cm}^3$ )	Soil Mass (Kg)	Concentration in Soil ( $\mu\text{Ci}/\text{Kg}$ )	Concentration in Vegetables ( $\mu\text{Ci}/\text{Kg}$ )
$5.11\text{E}+01$	$3.08\text{E}+09$	$4.00\text{E}+06$	$1.28\text{E}+01$	$1.28\text{E-}01$

Cs-134-1

OFFSITE DOSE CALCULATION MANUAL

Vegetable Pathway Dose Rates (mrem/year)

<u>Infant</u>	<u>Child</u>	<u>Teenager</u>	<u>Adult</u>
-	2.90E-03	3.98E-03	4.34E-03

Inhalation Pathway

<u>Ground Plane Concentration (pCi/m<sup>2</sup>)</u>	<u>K<sub>1</sub> (m<sup>-1</sup>)</u>	<u>Air Concentration (pCi/m<sup>3</sup>)</u>
2.53E+03	1.0E-05	2.53E-02

Inhalation Pathway Dose Rates (mrem/year)

	<u>Infant</u>	<u>Child</u>	<u>Teenager</u>	<u>Adult</u>
Continuous Occupancy	1.88E-03	5.68E-03	1.39E-02	1.84E-02
Realistic Occupancy	1.38E-05	4.15E-05	1.01E-04	1.35E-04

Release to Lake Michigan

<u>Activity (μCi)</u>	<u>DF<sub>1</sub>/DF<sub>Co-60</sub></u>	<u>Co-60 eq. activity (μCi)</u>
5.11E+01	2.56E+01	1.31E+03
$\frac{6 \text{ mrem}}{94.7 \text{ Ci}} \times 1.31E+03 \times \frac{1 \text{ Ci}}{1.0E+06 \text{ μCi}} = 8.29E-05 \text{ mrem}$		

Maximally Exposed Individual

	<u>Infant</u>	<u>Child</u>	<u>Teenager</u>	<u>Adult</u>
External	1.94E-03	1.94E-03	1.94E-03	1.94E-03
Milk	3.87E-01	4.41E-01	6.03E-01	6.19E-01
Meat	-	1.83E-02	3.27E-02	7.32E-02
Vegetable	-	2.90E-03	3.98E-03	4.34E-03
Inhalation	1.38E-05	4.15E-05	1.01E-04	1.35E-04
Water	8.29E-05	8.29E-05	8.29E-05	8.29E-05
Totals:	3.89E-01	4.64E-01	6.42E-01	6.99E-01

Inadvertent Intruder

	<u>Infant</u>	<u>Child</u>	<u>Teenager</u>	<u>Adult</u>
External	2.66E-01	2.66E-01	2.66E-01	2.66E-01
Vegetable	-	2.90E-03	3.98E-03	4.34E-03
Inhalation	1.88E-03	5.68E-03	1.39E-02	1.84E-02
Water	8.29E-05	8.29E-05	8.29E-05	8.29E-05
Totals:	2.68E-01	2.75E-01	2.84E-01	2.89E-01

Cs-134-2

OFFSITE DOSE CALCULATION MANUAL

Cs-137

Concentration in Sludge:  $2.0\text{E-}06 \mu\text{Ci/ml}$

<u>Sludge Volume</u> <u>(Gallons)</u>	<u>Concentration</u> <u>(<math>\mu\text{Ci}/\text{cm}^3</math>)</u>	<u>Activity</u> <u>(<math>\mu\text{Ci}</math>)</u>	<u>Ground Plane</u> <u>Concentration (<math>\mu\text{Ci}/\text{cm}^2</math>)</u>
15000	$5.68\text{E}+07$	$2.00\text{E-}06$	$5.62\text{E-}07$

External Exposure

<u>y Dose Factor</u> <u>(mrem/hr. per <math>\mu\text{Ci}/\text{m}^2</math>)</u>	<u>Ground Plane Concentration</u> <u>(<math>\mu\text{Ci}/\text{m}^2</math>)</u>	<u>y Dose Rate</u> <u>(mrem/year)</u>
$4.20\text{E-}09$	$5.62\text{E}+03$	$2.07\text{E-}01$

Continuous Occupancy:  $2.07\text{E-}01$  mrem/year

Realistic Occupancy:  $1.51\text{E-}03$  mrem/year

Meat & Milk Pathway

<u>Activity in</u> <u>Soil (<math>\mu\text{Ci}</math>)</u>	<u>Activity in</u> <u>Feed (<math>\mu\text{Ci}</math>)</u>	<u>Concentration in</u> <u>Feed (<math>\mu\text{Ci}/\text{Kg}</math>)</u>	<u>Concentration in</u> <u>Milk (<math>\mu\text{Ci}/\text{L}</math>)</u>	<u>Concentration in</u> <u>Meat (<math>\mu\text{Ci}/\text{kg}</math>)</u>
$1.14\text{E}+02$	$1.14\text{E}+00$	$6.13\text{E}+01$	$3.68\text{E}+01$	$1.23\text{E}+01$

Milk Dose Rates (mrem/year)

<u>Infant</u>	<u>Child</u>	<u>Teenager</u>	<u>Adult</u>
$5.26\text{E-}00$	$5.61\text{E-}01$	$7.64\text{E-}01$	$8.15\text{E-}01$

Meat Dose Rate (mrem/year)

<u>Infant</u>	<u>Child</u>	<u>Teenager</u>	<u>Adult</u>
-	$2.33\text{E-}02$	$4.15\text{E-}02$	$9.66\text{E-}02$

Vegetable Pathway

<u>Activity</u> <u>(<math>\mu\text{Ci}</math>)</u>	<u>Soil Volume</u> <u>(<math>\text{cm}^3</math>)</u>	<u>Soil Mass</u> <u>(Kg)</u>	<u>Concentration</u> <u>in Soil (<math>\mu\text{Ci}/\text{Kg}</math>)</u>	<u>Concentration</u> <u>in Vegetables (<math>\mu\text{Ci}/\text{Kg}</math>)</u>
$1.14\text{E}+02$	$3.08\text{E}+09$	$4.00\text{E}+06$	$2.85\text{E}+01$	$2.85\text{E-}01$

Cs-137-1



OFFSITE DOSE CALCULATION MANUAL

Vegetable Pathway Dose Rates (mrem/year)

<u>Infant</u>	<u>Child</u>	<u>Teenager</u>	<u>Adult</u>
-	3.69E-03	5.03E-03	5.70E-03

Inhalation Pathway

<u>Ground Plane Concentration (pCi/m<sup>2</sup>)</u>	<u>K<sub>a1</sub> (m<sup>-1</sup>)</u>	<u>Air Concentration (pCi/m<sup>3</sup>)</u>
5.62E+03	1.0E-05	5.62E-02

Inhalation Pathway Dose Rates (mrem/year)

	<u>Infant</u>	<u>Child</u>	<u>Teenager</u>	<u>Adult</u>
Continuous Occupancy	2.56E-03	7.22E-03	1.75E-02	2.41E-02
Realistic Occupancy	1.87E-05	5.27E-05	1.28E-04	1.76E-04

Release to Lake Michigan

<u>Activity (μCi)</u>	<u>DF<sub>i</sub>/DF<sub>Co-60</sub></u>	<u>Co-60 eq. activity (μCi)</u>
1.14E+02	1.51E+01	1.72E+03

$$\frac{6 \text{ mrem}}{94.7 \text{ Ci}} * 1.72E+03 * \frac{1 \text{ Ci}}{1.0E+06 \text{ μCi}} = 1.09E-04 \text{ mrem}$$

Maximally Exposed Individual

	<u>Infant</u>	<u>Child</u>	<u>Teenager</u>	<u>Adult</u>
External	1.51E-03	1.51E-03	1.51E-03	1.51E-03
Milk	5.26E-01	5.61E-01	7.64E-01	8.15E-01
Meat	-	2.33E-02	4.15E-02	5.70E-03
Vegetable	-	3.69E-03	5.03E-03	5.70E-03
Inhalation	1.87E-05	5.27E-05	1.28E-04	1.76E-04
Water	1.09E-04	1.09E-04	1.09E-04	1.09E-04
Totals:	5.28E-01	5.90E-01	8.12E-01	9.19E-01

Inadvertent Intruder

	<u>Infant</u>	<u>Child</u>	<u>Teenager</u>	<u>Adult</u>
External	2.07E-01	2.07E-01	2.07E-01	2.07E-01
Vegetable	-	3.69E-03	5.03E-03	5.70E-03
Inhalation	2.56E-03	7.22E-03	1.75E-02	2.41E-02
Water	1.09E-04	1.09E-04	1.09E-04	1.09E-04
Totals:	2.10E-01	2.18E-01	2.30E-01	2.37E-01

Cs-137-2

OFFSITE DOSE CALCULATION MANUAL

Co-58

Concentration in Sludge:  $1.00\text{E-}05$   $\mu\text{Ci/ml}$

<u>Sludge Volume</u> <u>(Gallons)</u>	<u>Concentration</u> <u>(<math>\mu\text{Ci}/\text{cm}^3</math>)</u>	<u>Activity</u> <u>(<math>\mu\text{Ci}</math>)</u>	<u>Ground Plane</u> <u>Concentration (<math>\mu\text{Ci}/\text{cm}^2</math>)</u>
15000	$5.68\text{E+}07$	$1.00\text{E-}05$	$5.68\text{E+}02$

External Exposure

<u>y Dose Factor</u> <u>(mrem/hr. per <math>\mu\text{Ci}/\text{m}^2</math>)</u>	<u>Ground Plane Concentration</u> <u>(<math>\mu\text{Ci}/\text{m}^2</math>)</u>	<u>y Dose Rate</u> <u>(mrem/year)</u>
$7.00\text{E-}09$	$2.81\text{E+}04$	$1.72\text{E+}00$

Continuous Occupancy:  $1.72\text{E+}00$  mrem/year  
Realistic Occupancy:  $1.26\text{E-}02$  mrem/year

Meat & Milk Pathway

<u>Activity in</u> <u>Soil (<math>\mu\text{Ci}</math>)</u>	<u>Activity in</u> <u>Feed (<math>\mu\text{Ci}</math>)</u>	<u>Concentration in</u> <u>Feed (<math>\mu\text{Ci}/\text{Kg}</math>)</u>	<u>Concentration in</u> <u>Milk (<math>\mu\text{Ci}/\text{L}</math>)</u>	<u>Concentration in</u> <u>Meat (<math>\mu\text{Ci}/\text{kg}</math>)</u>
$5.68\text{E+}02$	$5.34\text{E+}00$	$2.87\text{E+}02$	$1.44\text{E+}01$	$1.87\text{E+}02$

Milk Dose Rates (mrem/year)

<u>Infant</u>	<u>Child</u>	<u>Teenager</u>	<u>Adult</u>
$4.27\text{E-}02$	$2.62\text{E-}02$	$1.29\text{E-}02$	$7.45\text{E-}03$

Meat Dose Rate (mrem/year)

<u>Infant</u>	<u>Child</u>	<u>Teenager</u>	<u>Adult</u>
-	$4.22\text{E-}02$	$2.72\text{E-}02$	$3.44\text{E-}02$

Vegetable Pathway

<u>Activity</u> <u>(<math>\mu\text{Ci}</math>)</u>	<u>Soil Volume</u> <u>(<math>\text{cm}^3</math>)</u>	<u>Soil Mass</u> <u>(<math>\text{kg}</math>)</u>	<u>Concentration</u> <u>in Soil (<math>\mu\text{Ci}/\text{kg}</math>)</u>	<u>Concentration</u> <u>in Vegetables (<math>\mu\text{Ci}/\text{kg}</math>)</u>
$5.68\text{E+}02$	$3.08\text{E+}09$	$4.00\text{E+}06$	$1.42\text{E-}04$	$1.33\text{E+}00$

Co-58-1

OFFSITE DOSE CALCULATION MANUAL

Vegetable Pathway Dose Rates (mrem/year)

<u>Infant</u>	<u>Child</u>	<u>Teenager</u>	<u>Adult</u>
-	2.05E-03	1.01E-03	6.22E-04

Inhalation Pathway

<u>Ground Plane Concentration (pCi/m<sup>2</sup>)</u>	<u>K<sub>1</sub> (m<sup>-1</sup>)</u>	<u>Air Concentration (pCi/m<sup>3</sup>)</u>
2.81E+04	1.0E-05	2.81E-01

Inhalation Pathway Dose Rates (mrem/year)

	<u>Infant</u>	<u>Child</u>	<u>Teenager</u>	<u>Adult</u>
Continuous Occupancy	5.11E-04	8.89E-04	7.80E-04	5.82E-04
Realistic Occupancy	3.74E-06	6.49E-06	5.70E-06	4.25E-06

Release to Lake Michigan

<u>Activity (μCi)</u>	<u>DF<sub>i</sub>/DF<sub>Co-60</sub></u>	<u>Co-60 eq. activity (μCi)</u>
5.68E+02	3.54E-01	2.01E+02

$$2.27E-05 \text{ mrem} \times 2.01E+02 \text{ } \mu\text{Ci} \times \frac{1 \text{ Ci}}{1.0E+06 \text{ } \mu\text{Ci}} = 1.27E-05 \text{ mrem}$$

Maximally Exposed Individual

	<u>Infant</u>	<u>Child</u>	<u>Teenager</u>	<u>Adult</u>
External	1.26E-02	1.26E-02	1.26E-02	1.26E-02
Milk	4.27E-02	2.62E-02	1.29E-02	7.45E-03
Meat	-	4.22E-02	2.72E-02	3.44E-02
Vegetable	-	2.05E-03	1.01E-03	6.22E-04
Inhalation	3.74E-06	6.49E-06	5.70E-06	4.25E-06
Water	1.27E-05	1.27E-05	1.27E-05	1.27E-05
Totals:	5.53E-02	8.31E-02	5.37E-02	5.51E-02

Inadvertent Intruder

	<u>Infant</u>	<u>Child</u>	<u>Teenager</u>	<u>Adult</u>
External	1.72E+00	1.72E+00	1.72E+00	1.72E+00
Vegetable	-	2.05E-03	1.01E-03	6.22E-04
Inhalation	5.11E-04	8.89E-04	7.80E-04	5.82E-04
Water	1.27E-05	1.27E-05	1.27E-05	1.27E-05
Totals:	1.72E+00	1.72E+00	1.72E+00	1.72E+00

Co-58-2

OFFSITE DOSE CALCULATION MANUAL

Co-60

Concentration in Sludge: 5.0E-06  $\mu\text{Ci}/\text{ml}$

<u>Sludge Volume</u> <u>(Gallons)</u>	<u>(cm<sup>3</sup>)</u>	<u>Concentration</u> <u>(<math>\mu\text{Ci}/\text{cm}^3</math>)</u>	<u>Activity</u> <u>(<math>\mu\text{Ci}</math>)</u>	<u>Ground Plane</u> <u>Concentration (<math>\mu\text{Ci}/\text{cm}^2</math>)</u>
15000	5.68E+07	5.00E-06	2.84E+02	1.41E-06

External Exposure

<u><math>\gamma</math> Dose Factor</u> <u>(mrem/hr. per <math>\mu\text{Ci}/\text{m}^2</math>)</u>	<u>Ground Plane Concentration</u> <u>(<math>\mu\text{Ci}/\text{m}^2</math>)</u>	<u><math>\gamma</math> Dose Rate</u> <u>(mrem/year)</u>
1.70E-08	1.41E+04	2.09E+00

Continuous Occupancy: 2.09E+00 mrem/year  
Realistic Occupancy: 1.53E-02 mrem/year

Meat & Milk Pathway

<u>Activity in</u> <u>Soil (<math>\mu\text{Ci}</math>)</u>	<u>Activity in</u> <u>Feed (<math>\mu\text{Ci}</math>)</u>	<u>Concentration in</u> <u>Feed (<math>\mu\text{Ci}/\text{Kg}</math>)</u>	<u>Concentration in</u> <u>Milk (<math>\mu\text{Ci}/\text{L}</math>)</u>	<u>Concentration in</u> <u>Meat (<math>\mu\text{Ci}/\text{kg}</math>)</u>
2.84E+02	2.67E+00	1.44E+02	7.18E+00	9.33E+01

Milk Dose Rates (mrem/year)

<u>Infant</u>	<u>Child</u>	<u>Teenager</u>	<u>Adult</u>
6.04E-02	3.70E-02	1.82E-02	1.05E-02

Meat Dose Rate (mrem/year)

<u>Infant</u>	<u>Child</u>	<u>Teenager</u>	<u>Adult</u>
-	5.97E-02	3.84E-02	4.84E-02

Vegetable Pathway

<u>Activity</u> <u>(<math>\mu\text{Ci}</math>)</u>	<u>Soil Volume</u> <u>(<math>\text{cm}^3</math>)</u>	<u>Soil Mass</u> <u>(Kg)</u>	<u>Concentration</u> <u>in Soil (<math>\mu\text{Ci}/\text{Kg}</math>)</u>	<u>Concentration</u> <u>in Vegetables (<math>\mu\text{Ci}/\text{Kg}</math>)</u>
2.84E+02	3.08E+09	4.00E+06	7.10E+01	6.67E-01

Co-60-1

OFFSITE DOSE CALCULATION MANUAL

Vegetable Pathway Dose Rates (mrem/year)

<u>Infant</u>	<u>Child</u>	<u>Teenager</u>	<u>Adult</u>
-	2.91E-03	1.44E-03	8.82E-04

Inhalation Pathway

<u>Ground Plane Concentration (pCi/m<sup>2</sup>)</u>	<u>K<sub>i</sub> (m<sup>-1</sup>)</u>	<u>Air Concentration (pCi/m<sup>3</sup>)</u>
1.41E+04	1.0E-05	1.41E-01

Inhalation Pathway Dose Rates (mrem/year)

	<u>Infant</u>	<u>Child</u>	<u>Teenager</u>	<u>Adult</u>
Continuous Occupancy	1.66E-03	3.19E-03	2.80E-03	2.09E-03
Realistic Occupancy	1.21E-05	2.33E-05	2.05E-05	1.53E-05

Release to Lake Michigan

<u>Activity (μCi)</u>	<u>DF<sub>i</sub>/DF<sub>Co-60</sub></u>	<u>Co-60 eq. activity (μCi)</u>
---------------------------	--	-------------------------------------

$$\frac{6 \text{ mrem}}{94.7 \text{ Ci}} * 2.84\text{E}+02\text{pCi} * \frac{1 \text{ Ci}}{1.0\text{E}+06 \text{ pCi}} = 1.80\text{E}-05 \text{ mrem}$$

Maximally Exposed Individual

	<u>Infant</u>	<u>Child</u>	<u>Teenager</u>	<u>Adult</u>
External	1.53E-02	1.53E-02	1.53E-02	1.53E-02
Milk	6.04E-02	3.70E-02	1.82E-02	1.05E-02
Meat	-	5.97E-02	3.84E-02	4.84E-02
Vegetable	-	2.91E-03	1.44E-03	8.82E-04
Inhalation	1.21E-05	2.33E-05	2.05E-05	1.53E-05
Water	1.80E-05	1.80E-05	1.80E-05	1.80E-05
Totals:	7.57E-02	1.15E-01	7.34E-02	7.51E-02

Inadvertent Intruder

	<u>Infant</u>	<u>Child</u>	<u>Teenager</u>	<u>Adult</u>
External	2.09E+00	2.09E+00	2.09E+00	2.09E+00
Vegetable	-	2.91E-03	1.44E-03	8.82E-04
Inhalation	1.66E-03	3.19E-03	2.80E-03	2.09E-03
Water	1.80E-05	1.80E-05	1.80E-03	1.80E-03
Totals:	2.09E+00	2.10E+00	2.10E+00	2.09E+00

Co-60-2

**APPENDIX G**

**CALCULATIONAL METHODOLOGY FOR DETERMINING**  
**EXTERNAL DOSE RATES FROM RADIONUCLIDES**  
**AFTER INCORPORATION INTO SOIL**

OFFSITE DOSE CALCULATION MANUAL

---

Wisconsin Electric utilizes QAD, a nationally recognized computer code, to perform shielding and dose rate analyses. The QAD computer code utilizes a point kernel methodology to calculate the dose rate at a specified point due to a given source of radiation.

QAD will be used to calculate the dose rate due to standing on a plot of land utilized for sludge disposal after the radionuclides have been incorporated into the plot by plowing. The following parameters will be used in the calculation:

- ° The total activity from all previous disposals will be corrected for radiological decay and used as the radionuclide source term.
- ° Appropriate values will be used to represent the surface area of the plot.
- ° The radionuclides will be assumed to be incorporated uniformly into the top six inches of soil.
- ° The dose rate will be calculated at a height of 1 meter above the ground plane at a depth of 5 centimeters in tissue. (Regulatory Guide 1.109 values).

The density of the soil will be assumed to be 1.3 grams/cubic centimeter.

This calculated dose rate will be used to assess the radiological consequences of past disposals in conjunction with the consequences of proposed future disposals. The total radiological dose consequence of the past and the proposed disposal will be compared to the applicable limits to insure the dose is maintained at or below the limits.



OFFSITE DOSE CALCULATION MANUAL

---

APPENDIX H  
MODIFICATION #1 TO NRC SUBMITTAL

Modifications to the Wisconsin Electric submittal to the United States Nuclear Regulatory Commission dated October 8, 1987 (VPNPD-87-430, NRC-87-104), Disposal by Land Application of Sewage Sludge Containing Minute Quantities Of Radioactive Material.

OFFSITE DOSE CALCULATION MANUAL

---

MODIFICATION #1 TO NRC SUBMITTAL

CHANGE TO ORIGINAL SUBMITTAL

Section 3.2, Disposal Procedure (page 3)

Section 3.3, Administrative Procedure (page 4)

The requirements for sludge characterization (the determination of the chemical and physical properties of the sludge) contained in the sections referenced above are modified to allow characterization of the sludge on an annual basis.

BASIS/EXPLANATION

The October 8, 1987 submittal to the USNRC for permission to dispose of sewage treatment sludge containing minute quantities of radioactive material requires that, "prior to disposal the waste stream will be monitored to determine the physical and chemical properties of the sludge...". Subsequent to the submittal and the approval by the NRC, a new Wisconsin Pollutant Discharge Elimination System (WPDES) permit was issued to the Point Beach Nuclear Plant by the Wisconsin Department of Natural Resources on November 30, 1988. Both the new WPDES permit and the Point Beach Nuclear Plant Sludge Management Plan specify an annual required frequency for the evaluation of the sludge characteristics.

The original requirement to perform the characterization of the chemical and physical properties of the sewage sludge prior to each disposal has proven time consuming and costly for Wisconsin Electric Lab Services. Preparation of special analytical standards are required to complete the characterization study. The preparation of these standards, sample preparation, and the actual analyses are all manpower intensive and difficult to perform on a timely basis. This has led to requiring overtime for Lab Services personnel and support from outside companies. In order to better utilize the resources of Lab Services while maintaining the requirements of the WPDES permit, the frequency of sludge characterization in the October 8, 1987 submittal to the NRC should be changed to an annual requirement.

This change in the required frequency for determination of the sludge characteristics does not change the requirement to analyze the sewage sludge for radionuclide content or perform dose evaluations prior to each disposal.

OFFSITE DOSE CALCULATION MANUAL

---

APPENDIX I  
MODIFICATION #2 TO NRC SUBMITTAL

Modifications to the Wisconsin Electric submittal to the United States Nuclear Regulatory Commission dated October 8, 1987 (VPNPD-87-430, NRC-87-104), Disposal by Land Application of Sewage Sludge Containing Minute Quantities Of Radioactive Material.

OFFSITE DOSE CALCULATION MANUAL

---

MODIFICATION #2

CHANGE TO ORIGINAL SUBMITTAL

Section 3.3, Administrative Procedures (Page E-10)

The limitation on the annual volume of sludge disposal per acre contained in the section referenced above is modified to allow unlimited disposal provided the other requirements of this submittal are met.

BASIS/EXPLANATION

The October 8, 1987, submittal to the USNRC for permission to dispose of sewage treatment sludge containing minute quantities of radioactive material requires that "the annual disposal rate for each of the approved land spread sites will be limited to 4,000 gallons/acre, provided WDNr chemical composition, NRC dose guidelines, and concentration and activity limits are maintained with the appropriate values".

The original requirement to limit sewage sludge disposal to 4,000 gallons per acre is based on the assumption that the sewage sludge is contaminated with Co-58 at a concentration that is ten percent of the 10 CFR Part 20 Appendix B Table 2 Column 2 value. Past sewage sludge disposal experience has shown that the sludge may or may not be contaminated and, if it is, at concentrations far below ten percent of the performed prior to each sewage sludge disposal. With the removal of some of the land spread sites due to their use as a storage site for dry storage of spent fuel, this requirement is limiting our ability to dispose of the sewage sludge on the remaining approved land spread sites.

This removal of the annual volume of sewage sludge that may be disposed of per acre on approved land spread sites does not change the requirement to analyze the sewage sludge for radionuclide content or perform dose evaluation prior to each disposal.

This change was evaluation under SER 95-057, "Removal of licensee Commitment Involved With Sewage Sludge Disposal", 4/20/95.

OFFSITE DOSE CALCULATION MANUAL

---

MODIFICATION #2

- Depth to groundwater and bedrock shall be greater than 3 feet from the land surface elevation during use of any site.
- Sludge shall not be land spread in a floodway.
- Sludge shall not be land spread within 50 feet of a property line road or ditch unless the sludge is incorporated with the soil, in which case a minimum separation distance of at least 25 feet is required.
- The pH of the sludge-soil mixture shall be maintained at 6.5 or higher.
- Low areas of the approved fields, subject to seasonally high groundwater levels, are excluded from the sludge application.
- Crops for human consumption shall not be grown on the land for up to one year following the application of the sludge.
- The sludge shall be plowed, disked, injected or otherwise incorporated into the surface soil layer at appropriate intervals.

The flexibility implied in the latter provision for soil incorporation is intended to allow for crops which require more than a one year cycle. For the Point Beach disposal sites, alfalfa is a common crop which is harvested for several years after a single planting. Sludge disposal on an alfalfa plot constitutes good fertilization, but the plot cannot be plowed without destroying the crop. The alfalfa in this case aids in binding the layer of sludge on the surface of the plot. At a minimum, however, plowing (or diskling or other method of injection and mixing to a nominal depth of 6 inches) shall be done prior to planting any new crop, regardless of the crop.

3.3 Administrative Procedures

Complete records of each disposal will be maintained. These records will include the concentration of radionuclides in the sludge, the total volume of sludge disposed, the total activity, the plot on which the sludge was applied, the results of the chemical composition determinations, and all dose calculations.

The annual disposal rate for each of the approved land spread sites will be limited to <sup>undisposed</sup> 4,000 gallons/acre, provided WDNR chemical composition, MRC dose guidelines, and concentration and activity limits are maintained within the appropriate values.

The farmer leasing the site used for the disposal will be notified of the applicable restrictions placed on the site due to the land spreading of sewage sludge.

4.0 Evaluation of Environmental Impact

4.1 Site Characteristics

4.1.1 Site Topography

The disposal sites are located in the Town of Two Creeks in the northeast corner of Manitowoc County, Wisconsin, on the

OFFSITE DOSE CALCULATION MANUAL

---

APPENDIX J  
MODIFICATION #3 TO NRC SUBMITTAL

Modifications to the Wisconsin Electric submittal to the United States Nuclear Regulatory Commission dated October 8, 1987 (VPNPD-87-430, NRC-87-104), Disposal by Land Application of Sewage Sludge Containing Minute Quantities Of Radioactive Material.

OFFSITE DOSE CALCULATION MANUAL

---

MODIFICATION #3 TO NRC SUBMITTAL

CHANGE TO ORIGINAL SUBMITTAL

Section 3.2 of Attachment II of the October 8, 1987 letter to the NRC contains the commitment to perform a gamma isotopic analysis of sewage sludge samples prior to every sludge disposal on land surrounding PBNP. The analytical results are to be used to evaluate the dose consequences of the radionuclides entering the environmental via this disposal pathway. As described in ODCM Section 7, the requirement for a radioisotopic analysis of the sewage sludge prior to every disposal on land surrounding PBNP is modified if the sludge has been shown to be clean and there is no reason to believe that the sludge is contaminated.

BASIS/EXPLANATION

Small  $\mu\text{Ci}$  quantities of PBNP licensed materials (Co-58/60, Cs-134/137, Cr-51, and Mn-54) were found in PBNP sewage treatment plant (STP) sludge. Pursuant to 10 CFR 20.302(a), Wisconsin Electric applied to the NRC for permission to dispose of the licensed material by applying the sludge to Wisconsin Electric land surrounding PBNP. In the October 8, 1987 application letter, Wisconsin Electric committed to gamma isotopic analysis of the sludge prior to every disposal in order to evaluate the dose consequences of this disposal and to compare radionuclide concentrations to the 10 CFR 20, Appendix B, maximum effluent concentrations. However, such analysis are not required if the sludge does not contain licensed material. If there is no reason to believe that the sludge is contaminated and if there is no pathway from the RCA to the STP, then there is no reason to analyze the sludge for radionuclides once it has been shown to be clean. Administrative controls and engineering modifications to PBNP have removed the pathway from the RCA to the STP as verified by subsequent analyses of the sludge under conditions required to obtain the environmental LLDs. These analyses have not revealed radionuclides attributable to PBNP. Pursuant to NRC HPPOS-221, a substance is clean if analyses under analytical parameters necessary to achieve the environmental LLDs does not reveal any licensed material. These LLDs define how hard you have to look. Below this detection level, "...the probability of undetected radioactivity is negligible and can be disregarded when considering the practicality of detecting such potential radioactivity from natural background..." (Docket No. 50-206, letter to J. E. Dyer from L. J. Cunningham dated September 6, 1991). Therefore the NRC criteria are met and there is no longer any reason to believe that the STP sludge is contaminated. However if plant conditions should change in a manner compromising the NRC criteria, radiological analysis must be made prior to each STP sludge land application until such time that the clean criteria are satisfied pursuant to subsequent NRC guidance.



OFFSITE DOSE CALCULATION MANUAL

APPENDIX K  
LIQUID EFFLUENT DOSE CONVERSION FACTORS

The tables below identify the expected dose to each of the four age ranges (adult, teen, child and infant) as a result of activity released via liquid effluents. These dose conversion factors are based on Reg. Guide 1.109 and NUREG-0133 assumptions. The pathways included in these DCFs are drinking water and fish. The other pathways (irrigated meat, irrigated milk, invertebrates and shoreline exposure) are either not applicable or contribute a negligible contribution to the dose. The dose conversion factors below assume a discharge flow of 6.77E+05 gpm. If actual plant conditions are significantly different, revised DCFs should be calculated and used.

<b>H-3</b> Liquid release (mrem/Ci released)							
	Bone	Liver	T.Body	Thyroid	Kidney	Lung	GI-LLI
Adult	0.00E+00	1.34E-06	1.34E-06	1.34E-06	1.34E-06	1.34E-06	1.34E-06
Teen	0.00E+00	9.51E-07	9.51E-07	9.51E-07	9.51E-07	9.51E-07	9.51E-07
Child	0.00E+00	1.75E-06	1.75E-06	1.75E-06	1.75E-06	1.75E-06	1.75E-06
Infant	0.00E+00	1.65E-06	1.65E-06	1.65E-06	1.65E-06	1.65E-06	1.65E-06

<b>C-14</b> Liquid release (mrem/Ci released)							
	Bone	Liver	T.Body	Thyroid	Kidney	Lung	GI-LLI
Adult	2.32E-02	4.64E-03	4.64E-03	4.64E-03	4.64E-03	4.64E-03	4.64E-03
Teen	2.52E-02	5.05E-03	5.05E-03	5.05E-03	5.05E-03	5.05E-03	5.05E-03
Child	3.25E-02	6.51E-03	6.51E-03	6.51E-03	6.51E-03	6.51E-03	6.51E-03
Infant	2.23E-04	4.76E-05	4.76E-05	4.76E-05	4.76E-05	4.76E-05	4.76E-05

<b>F-18</b> Liquid release (mrem/Ci released)							
	Bone	Liver	T.Body	Thyroid	Kidney	Lung	GI-LLI
Adult	1.17E-07	0.00E+00	1.30E-08	0.00E+00	0.00E+00	0.00E+00	3.47E-09
Teen	1.24E-07	0.00E+00	1.35E-08	0.00E+00	0.00E+00	0.00E+00	1.11E-08
Child	1.54E-07	0.00E+00	1.52E-08	0.00E+00	0.00E+00	0.00E+00	4.16E-08
Infant	6.17E-13	0.00E+00	5.27E-14	0.00E+00	0.00E+00	0.00E+00	1.45E-13

<b>Na-22</b> Liquid release (mrem/Ci released)							
	Bone	Liver	T.Body	Thyroid	Kidney	Lung	GI-LLI
Adult	3.44E-03	3.44E-03	3.44E-03	3.44E-03	3.44E-03	3.44E-03	3.44E-03
Teen	3.49E-03	3.49E-03	3.49E-03	3.49E-03	3.49E-03	3.49E-03	3.49E-03
Child	4.27E-03	4.27E-03	4.27E-03	4.27E-03	4.27E-03	4.27E-03	4.27E-03
Infant	9.23E-04	9.23E-04	9.23E-04	9.23E-04	9.23E-04	9.23E-04	9.23E-04

<b>Na-24</b> Liquid release (mrem/Ci released)							
	Bone	Liver	T.Body	Thyroid	Kidney	Lung	GI-LLI
Adult	1.76E-04	1.76E-04	1.76E-04	1.76E-04	1.76E-04	1.76E-04	1.76E-04
Teen	1.81E-04	1.81E-04	1.81E-04	1.81E-04	1.81E-04	1.81E-04	1.81E-04
Child	2.02E-04	2.02E-04	2.02E-04	2.02E-04	2.02E-04	2.02E-04	2.02E-04
Infant	1.03E-05	1.03E-05	1.03E-05	1.03E-05	1.03E-05	1.03E-05	1.03E-05

OFFSITE DOSE CALCULATION MANUAL

APPENDIX K  
LIQUID EFFLUENT DOSE CONVERSION FACTORS

P-32		Liquid release (mrem/Ci released)					
	Bone	Liver	T.Body	Thyroid	Kidney	Lung	GI-LLI
Adult	3.33E+01	2.07E+00	1.29E+00	0.00E+00	0.00E+00	0.00E+00	3.75E+00
Teen	3.63E+01	2.25E+00	1.41E+00	0.00E+00	0.00E+00	0.00E+00	3.05E+00
Child	4.68E+01	2.19E+00	1.81E+00	0.00E+00	0.00E+00	0.00E+00	1.29E+00
Infant	1.45E-02	8.53E-04	5.62E-04	0.00E+00	0.00E+00	0.00E+00	1.96E-04

Sc-46		Liquid release (mrem/Ci released)					
	Bone	Liver	T.Body	Thyroid	Kidney	Lung	GI-LLI
Adult	1.32E-07	2.57E-07	7.46E-08	0.00E+00	2.40E-07	0.00E+00	1.25E-03
Teen	1.23E-07	2.39E-07	7.10E-08	0.00E+00	2.29E-07	0.00E+00	8.15E-04
Child	3.04E-07	4.17E-07	1.61E-07	0.00E+00	3.69E-07	0.00E+00	6.10E-04
Infant	3.47E-07	5.00E-07	1.56E-07	0.00E+00	3.29E-07	0.00E+00	3.26E-04

Cr-51		Liquid release (mrem/Ci released)					
	Bone	Liver	T.Body	Thyroid	Kidney	Lung	GI-LLI
Adult	0.00E+00	0.00E+00	9.82E-07	5.87E-07	2.16E-07	1.30E-06	2.47E-04
Teen	0.00E+00	0.00E+00	1.01E-06	5.60E-07	2.21E-07	1.44E-06	1.70E-04
Child	0.00E+00	0.00E+00	1.15E-06	6.36E-07	1.74E-07	1.16E-06	6.07E-05
Infant	0.00E+00	0.00E+00	1.26E-07	8.23E-08	1.80E-08	1.60E-07	3.68E-06

Mn-54		Liquid release (mrem/Ci released)					
	Bone	Liver	T.Body	Thyroid	Kidney	Lung	GI-LLI
Adult	0.00E+00	3.33E-03	6.35E-04	0.00E+00	9.90E-04	0.00E+00	1.02E-02
Teen	0.00E+00	3.26E-03	6.47E-04	0.00E+00	9.74E-04	0.00E+00	6.69E-03
Child	0.00E+00	2.64E-03	7.03E-04	0.00E+00	7.40E-04	0.00E+00	2.22E-03
Infant	0.00E+00	1.86E-04	4.22E-05	0.00E+00	4.13E-05	0.00E+00	6.84E-05

Mn-56		Liquid release (mrem/Ci released)					
	Bone	Liver	T.Body	Thyroid	Kidney	Lung	GI-LLI
Adult	0.00E+00	3.23E-06	5.73E-07	0.00E+00	4.10E-06	0.00E+00	1.03E-04
Teen	0.00E+00	3.38E-06	6.02E-07	0.00E+00	4.28E-06	0.00E+00	2.23E-04
Child	0.00E+00	3.08E-06	6.96E-07	0.00E+00	3.73E-06	0.00E+00	4.47E-04
Infant	0.00E+00	1.91E-11	3.29E-12	0.00E+00	1.64E-11	0.00E+00	1.73E-09

Fe-55		Liquid release (mrem/Ci released)					
	Bone	Liver	T.Body	Thyroid	Kidney	Lung	GI-LLI
Adult	5.44E-04	3.76E-04	8.76E-05	0.00E+00	0.00E+00	2.10E-04	2.15E-04
Teen	5.64E-04	4.00E-04	9.33E-05	0.00E+00	0.00E+00	2.54E-04	1.73E-04
Child	8.35E-04	4.43E-04	1.37E-04	0.00E+00	0.00E+00	2.51E-04	8.21E-05
Infant	1.30E-04	8.43E-05	2.25E-05	0.00E+00	0.00E+00	4.12E-05	1.07E-05

OFFSITE DOSE CALCULATION MANUAL

APPENDIX K  
LIQUID EFFLUENT DOSE CONVERSION FACTORS

Fe-59		Liquid release (mrem/Ci released)					
	Bone	Liver	T.Body	Thyroid	Kidney	Lung	GI-LLI
Adult	8.50E-04	2.00E-03	7.66E-04	0.00E+00	0.00E+00	5.58E-04	6.66E-03
Teen	8.68E-04	2.03E-03	7.82E-04	0.00E+00	0.00E+00	6.39E-04	4.79E-03
Child	1.18E-03	1.92E-03	9.55E-04	0.00E+00	0.00E+00	5.56E-04	2.00E-03
Infant	2.81E-04	4.90E-04	1.93E-04	0.00E+00	0.00E+00	1.45E-04	2.34E-04

Co-57		Liquid release (mrem/Ci released)					
	Bone	Liver	T.Body	Thyroid	Kidney	Lung	GI-LLI
Adult	0.00E+00	1.91E-05	3.17E-05	0.00E+00	0.00E+00	0.00E+00	4.84E-04
Teen	0.00E+00	1.95E-05	3.26E-05	0.00E+00	0.00E+00	0.00E+00	3.63E-04
Child	0.00E+00	2.14E-05	4.34E-05	0.00E+00	0.00E+00	0.00E+00	1.76E-04
Infant	0.00E+00	1.08E-05	1.75E-05	0.00E+00	0.00E+00	0.00E+00	3.67E-05

Co-58		Liquid release (mrem/Ci released)					
	Bone	Liver	T.Body	Thyroid	Kidney	Lung	GI-LLI
Adult	0.00E+00	8.08E-05	1.81E-04	0.00E+00	0.00E+00	0.00E+00	1.64E-03
Teen	0.00E+00	7.91E-05	1.82E-04	0.00E+00	0.00E+00	0.00E+00	1.09E-03
Child	0.00E+00	7.77E-05	2.38E-04	0.00E+00	0.00E+00	0.00E+00	4.53E-04
Infant	0.00E+00	3.32E-05	8.28E-05	0.00E+00	0.00E+00	0.00E+00	8.27E-05

Co-60		Liquid release (mrem/Ci released)					
	Bone	Liver	T.Body	Thyroid	Kidney	Lung	GI-LLI
Adult	0.00E+00	2.34E-04	5.16E-04	0.00E+00	0.00E+00	0.00E+00	4.39E-03
Teen	0.00E+00	2.30E-04	5.19E-04	0.00E+00	0.00E+00	0.00E+00	3.00E-03
Child	0.00E+00	2.31E-04	6.80E-04	0.00E+00	0.00E+00	0.00E+00	1.28E-03
Infant	0.00E+00	1.01E-04	2.40E-04	0.00E+00	0.00E+00	0.00E+00	2.41E-04

Ni-63		Liquid release (mrem/Ci released)					
	Bone	Liver	T.Body	Thyroid	Kidney	Lung	GI-LLI
Adult	2.57E-02	1.78E-03	8.62E-04	0.00E+00	0.00E+00	0.00E+00	3.72E-04
Teen	2.64E-02	1.87E-03	8.96E-04	0.00E+00	0.00E+00	0.00E+00	2.97E-04
Child	3.91E-02	2.09E-03	1.33E-03	0.00E+00	0.00E+00	0.00E+00	1.41E-04
Infant	5.96E-03	3.69E-04	2.07E-04	0.00E+00	0.00E+00	0.00E+00	1.83E-05

Ni-65		Liquid release (mrem/Ci released)					
	Bone	Liver	T.Body	Thyroid	Kidney	Lung	GI-LLI
Adult	3.43E-06	4.46E-07	2.03E-07	0.00E+00	0.00E+00	0.00E+00	1.13E-05
Teen	3.71E-06	4.74E-07	2.16E-07	0.00E+00	0.00E+00	0.00E+00	2.57E-05
Child	4.74E-06	4.46E-07	2.60E-07	0.00E+00	0.00E+00	0.00E+00	5.47E-05
Infant	8.03E-11	9.09E-12	4.13E-12	0.00E+00	0.00E+00	0.00E+00	6.92E-10

OFFSITE DOSE CALCULATION MANUAL

APPENDIX K  
LIQUID EFFLUENT DOSE CONVERSION FACTORS

Cu-64		Liquid release (mrem/Ci released)					
	Bone	Liver	T-Body	Thyroid	Kidney	Lung	GI-LLI
Adult	0.00E+00	3.96E-06	1.86E-06	0.00E+00	9.97E-06	0.00E+00	3.37E-04
Teen	0.00E+00	4.15E-06	1.95E-06	0.00E+00	1.05E-05	0.00E+00	3.22E-04
Child	0.00E+00	3.96E-06	2.39E-06	0.00E+00	9.57E-06	0.00E+00	1.86E-04
Infant	0.00E+00	4.17E-07	1.93E-07	0.00E+00	7.05E-07	0.00E+00	8.56E-06

Zn-65		Liquid release (mrem/Ci released)					
	Bone	Liver	T-Body	Thyroid	Kidney	Lung	GI-LLI
Adult	1.72E-02	5.48E-02	2.47E-02	0.00E+00	3.66E-02	0.00E+00	3.45E-02
Teen	1.56E-02	5.42E-02	2.53E-02	0.00E+00	3.47E-02	0.00E+00	2.29E-02
Child	1.61E-02	4.29E-02	2.67E-02	0.00E+00	2.70E-02	0.00E+00	7.54E-03
Infant	1.72E-04	5.90E-04	2.72E-04	0.00E+00	2.86E-04	0.00E+00	4.98E-04

Zn-69m		Liquid release (mrem/Ci released)					
	Bone	Liver	T-Body	Thyroid	Kidney	Lung	GI-LLI
Adult	3.29E-04	7.90E-04	7.22E-05	0.00E+00	4.78E-04	0.00E+00	4.82E-02
Teen	3.54E-04	8.34E-04	7.65E-05	0.00E+00	5.07E-04	0.00E+00	4.59E-02
Child	4.52E-04	7.70E-04	9.11E-05	0.00E+00	4.48E-04	0.00E+00	2.51E-02
Infant	1.26E-06	2.56E-06	2.34E-07	0.00E+00	1.04E-06	0.00E+00	3.55E-05

Zn-69		Liquid release (mrem/Ci released)					
	Bone	Liver	T-Body	Thyroid	Kidney	Lung	GI-LLI
Adult	4.91E-09	9.40E-09	6.54E-10	0.00E+00	6.11E-09	0.00E+00	1.41E-09
Teen	5.34E-09	1.02E-08	7.12E-10	0.00E+00	6.65E-09	0.00E+00	1.88E-08
Child	6.87E-09	9.92E-09	9.17E-10	0.00E+00	6.02E-09	0.00E+00	6.25E-07
Infant	2.89E-22	5.21E-22	3.88E-23	0.00E+00	2.17E-22	0.00E+00	4.25E-20

As-76		Liquid release (mrem/Ci released)					
	Bone	Liver	T-Body	Thyroid	Kidney	Lung	GI-LLI
Adult	5.50E-05	1.60E-04	7.99E-04	4.80E-05	1.95E-04	5.00E-05	6.99E-03
Teen	4.93E-05	1.55E-04	7.58E-04	4.55E-05	1.82E-04	4.55E-05	6.83E-03
Child	6.20E-05	1.72E-04	9.99E-04	5.85E-05	1.89E-04	5.85E-05	8.95E-03
Infant	2.16E-05	5.70E-05	9.83E-05	2.16E-05	5.99E-05	2.16E-05	6.29E-04

Br-82		Liquid release (mrem/Ci released)					
	Bone	Liver	T-Body	Thyroid	Kidney	Lung	GI-LLI
Adult	0.00E+00	0.00E+00	1.35E-03	0.00E+00	0.00E+00	0.00E+00	1.54E-03
Teen	0.00E+00	0.00E+00	1.38E-03	0.00E+00	0.00E+00	0.00E+00	0.00E+00
Child	0.00E+00	0.00E+00	1.50E-03	0.00E+00	0.00E+00	0.00E+00	0.00E+00
Infant	0.00E+00	0.00E+00	4.65E-05	0.00E+00	0.00E+00	0.00E+00	0.00E+00

OFFSITE DOSE CALCULATION MANUAL

APPENDIX K  
LIQUID EFFLUENT DOSE CONVERSION FACTORS

Br-83 Liquid release (mrem/Ci released)							
	Bone	Liver	T.Body	Thyroid	Kidney	Lung	GI-LLI
Adult	0.00E+00	0.00E+00	9.34E-07	0.00E+00	0.00E+00	0.00E+00	1.35E-06
Teen	0.00E+00	0.00E+00	1.02E-06	0.00E+00	0.00E+00	0.00E+00	0.00E+00
Child	0.00E+00	0.00E+00	1.31E-06	0.00E+00	0.00E+00	0.00E+00	0.00E+00
Infant	0.00E+00	0.00E+00	3.25E-12	0.00E+00	0.00E+00	0.00E+00	0.00E+00

Br-84 Liquid release (mrem/Ci released)							
	Bone	Liver	T.Body	Thyroid	Kidney	Lung	GI-LLI
Adult	0.00E+00	0.00E+00	5.92E-12	0.00E+00	0.00E+00	0.00E+00	4.65E-17
Teen	0.00E+00	0.00E+00	6.25E-12	0.00E+00	0.00E+00	0.00E+00	0.00E+00
Child	0.00E+00	0.00E+00	7.39E-12	0.00E+00	0.00E+00	0.00E+00	0.00E+00
Infant	0.00E+00	0.00E+00	0.00E+00	0.00E+00	0.00E+00	0.00E+00	0.00E+00

Br-85 Liquid release (mrem/Ci released)							
	Bone	Liver	T.Body	Thyroid	Kidney	Lung	GI-LLI
Adult	0.00E+00	0.00E+00	0.00E+00	0.00E+00	0.00E+00	0.00E+00	0.00E+00
Teen	0.00E+00	0.00E+00	0.00E+00	0.00E+00	0.00E+00	0.00E+00	0.00E+00
Child	0.00E+00	0.00E+00	0.00E+00	0.00E+00	0.00E+00	0.00E+00	0.00E+00
Infant	0.00E+00	0.00E+00	0.00E+00	0.00E+00	0.00E+00	0.00E+00	0.00E+00

Rb-86 Liquid release (mrem/Ci released)							
	Bone	Liver	T.Body	Thyroid	Kidney	Lung	GI-LLI
Adult	0.00E+00	7.37E-02	3.43E-02	0.00E+00	0.00E+00	0.00E+00	1.45E-02
Teen	0.00E+00	7.93E-02	3.73E-02	0.00E+00	0.00E+00	0.00E+00	1.17E-02
Child	0.00E+00	7.74E-02	4.76E-02	0.00E+00	0.00E+00	0.00E+00	4.98E-03
Infant	0.00E+00	1.48E-03	7.33E-04	0.00E+00	0.00E+00	0.00E+00	3.80E-05

Rb-88 Liquid release (mrem/Ci released)							
	Bone	Liver	T.Body	Thyroid	Kidney	Lung	GI-LLI
Adult	0.00E+00	1.22E-16	6.46E-17	0.00E+00	0.00E+00	0.00E+00	0.00E+00
Teen	0.00E+00	1.31E-16	6.96E-17	0.00E+00	0.00E+00	0.00E+00	1.12E-23
Child	0.00E+00	1.26E-16	8.73E-17	0.00E+00	0.00E+00	0.00E+00	6.16E-18
Infant	0.00E+00	0.00E+00	0.00E+00	0.00E+00	0.00E+00	0.00E+00	0.00E+00

Rb-89 Liquid release (mrem/Ci released)							
	Bone	Liver	T.Body	Thyroid	Kidney	Lung	GI-LLI
Adult	0.00E+00	1.20E-18	8.42E-19	0.00E+00	0.00E+00	0.00E+00	0.00E+00
Teen	0.00E+00	1.25E-18	8.84E-19	0.00E+00	0.00E+00	0.00E+00	0.00E+00
Child	0.00E+00	1.15E-18	1.02E-18	0.00E+00	0.00E+00	0.00E+00	1.00E-20
Infant	0.00E+00	0.00E+00	0.00E+00	0.00E+00	0.00E+00	0.00E+00	0.00E+00

OFFSITE DOSE CALCULATION MANUAL

APPENDIX K  
LIQUID EFFLUENT DOSE CONVERSION FACTORS

Sr-89 Liquid release (mrem/Ci released)							
	Bone	Liver	T-Body	Thyroid	Kidney	Lung	GI-LLI
Adult	2.25E-02	0.00E+00	6.45E-04	0.00E+00	0.00E+00	0.00E+00	3.60E-03
Teen	2.39E-02	0.00E+00	6.84E-04	0.00E+00	0.00E+00	0.00E+00	2.85E-03
Child	4.15E-02	0.00E+00	1.19E-03	0.00E+00	0.00E+00	0.00E+00	1.61E-03
Infant	2.30E-02	0.00E+00	6.59E-04	0.00E+00	0.00E+00	0.00E+00	4.72E-04

Sr-90 Liquid release (mrem/Ci released)							
	Bone	Liver	T-Body	Thyroid	Kidney	Lung	GI-LLI
Adult	6.44E-01	0.00E+00	1.29E-02	0.00E+00	0.00E+00	0.00E+00	1.62E-02
Teen	5.61E-01	0.00E+00	1.12E-02	0.00E+00	0.00E+00	0.00E+00	1.28E-02
Child	8.19E-01	0.00E+00	1.65E-02	0.00E+00	0.00E+00	0.00E+00	7.32E-03
Infant	2.66E-01	0.00E+00	5.40E-03	0.00E+00	0.00E+00	0.00E+00	2.17E-03

Sr-91 Liquid release (mrem/Ci released)							
	Bone	Liver	T-Body	Thyroid	Kidney	Lung	GI-LLI
Adult	1.29E-04	0.00E+00	5.21E-06	0.00E+00	0.00E+00	0.00E+00	6.14E-04
Teen	1.40E-04	0.00E+00	5.55E-06	0.00E+00	0.00E+00	0.00E+00	6.33E-04
Child	1.85E-04	0.00E+00	6.98E-06	0.00E+00	0.00E+00	0.00E+00	4.08E-04
Infant	1.42E-05	0.00E+00	5.13E-07	0.00E+00	0.00E+00	0.00E+00	1.68E-05

Sr-92 Liquid release (mrem/Ci released)							
	Bone	Liver	T-Body	Thyroid	Kidney	Lung	GI-LLI
Adult	5.30E-06	0.00E+00	2.29E-07	0.00E+00	0.00E+00	0.00E+00	1.05E-04
Teen	5.73E-06	0.00E+00	2.44E-07	0.00E+00	0.00E+00	0.00E+00	1.46E-04
Child	7.32E-06	0.00E+00	2.93E-07	0.00E+00	0.00E+00	0.00E+00	1.39E-04
Infant	8.41E-10	0.00E+00	3.12E-11	0.00E+00	0.00E+00	0.00E+00	9.06E-09

Y-90 Liquid release (mrem/Ci released)							
	Bone	Liver	T-Body	Thyroid	Kidney	Lung	GI-LLI
Adult	4.93E-07	0.00E+00	1.32E-08	0.00E+00	0.00E+00	0.00E+00	5.23E-03
Teen	5.24E-07	0.00E+00	1.41E-08	0.00E+00	0.00E+00	0.00E+00	4.32E-03
Child	8.80E-07	0.00E+00	2.36E-08	0.00E+00	0.00E+00	0.00E+00	2.51E-03
Infant	4.86E-07	0.00E+00	1.30E-08	0.00E+00	0.00E+00	0.00E+00	6.71E-04

Y-91m Liquid release (mrem/Ci released)							
	Bone	Liver	T-Body	Thyroid	Kidney	Lung	GI-LLI
Adult	1.75E-13	0.00E+00	6.78E-15	0.00E+00	0.00E+00	0.00E+00	5.15E-13
Teen	1.89E-13	0.00E+00	7.24E-15	0.00E+00	0.00E+00	0.00E+00	8.94E-12
Child	2.42E-13	0.00E+00	8.80E-15	0.00E+00	0.00E+00	0.00E+00	4.74E-10
Infant	0.00E+00	0.00E+00	0.00E+00	0.00E+00	0.00E+00	0.00E+00	9.13E-23

OFFSITE DOSE CALCULATION MANUAL

APPENDIX K  
LIQUID EFFLUENT DOSE CONVERSION FACTORS

Y-91 Liquid release (mrem/Ci released)							
	Bone	Liver	T.Body	Thyroid	Kidney	Lung	GI-LLI
Adult	9.07E-06	0.00E+00	2.42E-07	0.00E+00	0.00E+00	0.00E+00	4.99E-03
Teen	9.59E-06	0.00E+00	2.57E-07	0.00E+00	0.00E+00	0.00E+00	3.93E-03
Child	1.72E-05	0.00E+00	4.61E-07	0.00E+00	0.00E+00	0.00E+00	2.30E-03
Infant	1.04E-05	0.00E+00	2.76E-07	0.00E+00	0.00E+00	0.00E+00	7.44E-04

Y-92 Liquid release (mrem/Ci released)							
	Bone	Liver	T.Body	Thyroid	Kidney	Lung	GI-LLI
Adult	3.57E-09	0.00E+00	1.04E-10	0.00E+00	0.00E+00	0.00E+00	6.25E-05
Teen	3.89E-09	0.00E+00	1.13E-10	0.00E+00	0.00E+00	0.00E+00	1.07E-04
Child	5.00E-09	0.00E+00	1.43E-10	0.00E+00	0.00E+00	0.00E+00	1.44E-04
Infant	5.96E-12	0.00E+00	1.67E-13	0.00E+00	0.00E+00	0.00E+00	1.14E-07

Y-93 Liquid release (mrem/Ci released)							
	Bone	Liver	T.Body	Thyroid	Kidney	Lung	GI-LLI
Adult	5.46E-08	0.00E+00	1.51E-09	0.00E+00	0.00E+00	0.00E+00	1.73E-03
Teen	5.93E-08	0.00E+00	1.62E-09	0.00E+00	0.00E+00	0.00E+00	1.81E-03
Child	7.97E-08	0.00E+00	2.19E-09	0.00E+00	0.00E+00	0.00E+00	1.19E-03
Infant	8.76E-09	0.00E+00	2.38E-10	0.00E+00	0.00E+00	0.00E+00	6.92E-05

Zr-95 Liquid release (mrem/Ci released)							
	Bone	Liver	T.Body	Thyroid	Kidney	Lung	GI-LLI
Adult	7.95E-07	2.55E-07	1.73E-07	0.00E+00	4.00E-07	0.00E+00	8.09E-04
Teen	7.68E-07	2.42E-07	1.67E-07	0.00E+00	3.56E-07	0.00E+00	5.59E-04
Child	1.87E-06	4.11E-07	3.66E-07	0.00E+00	5.89E-07	0.00E+00	4.29E-04
Infant	1.90E-06	4.62E-07	3.28E-07	0.00E+00	4.98E-07	0.00E+00	2.30E-04

Zr-97 Liquid release (mrem/Ci released)							
	Bone	Liver	T.Body	Thyroid	Kidney	Lung	GI-LLI
Adult	1.08E-08	2.18E-09	9.97E-10	0.00E+00	3.29E-09	0.00E+00	6.75E-04
Teen	1.12E-08	2.21E-09	1.02E-09	0.00E+00	3.35E-09	0.00E+00	5.99E-04
Child	2.22E-08	3.21E-09	1.89E-09	0.00E+00	4.60E-09	0.00E+00	4.86E-04
Infant	1.92E-08	3.30E-09	1.51E-09	0.00E+00	3.32E-09	0.00E+00	2.10E-04

Nb-95 Liquid release (mrem/Ci released)							
	Bone	Liver	T.Body	Thyroid	Kidney	Lung	GI-LLI
Adult	3.27E-04	1.82E-04	9.78E-05	0.00E+00	1.80E-04	0.00E+00	1.10E+00
Teen	3.29E-04	1.83E-04	1.01E-04	0.00E+00	1.77E-04	0.00E+00	7.81E-01
Child	3.89E-04	1.51E-04	1.08E-04	0.00E+00	1.42E-04	0.00E+00	2.80E-01
Infant	3.80E-07	1.56E-07	9.04E-08	0.00E+00	1.12E-07	0.00E+00	1.32E-04



OFFSITE DOSE CALCULATION MANUAL

APPENDIX K  
LIQUID EFFLUENT DOSE CONVERSION FACTORS

Nb-97 Liquid release (mrem/Ci released)							
	Bone	Liver	T.Body	Thyroid	Kidney	Lung	GI-LLI
Adult	3.21E-09	8.11E-10	2.96E-10	0.00E+00	9.46E-10	0.00E+00	2.99E-06
Teen	3.45E-09	8.56E-10	3.13E-10	0.00E+00	1.00E-09	0.00E+00	2.04E-05
Child	4.38E-09	7.91E-10	3.69E-10	0.00E+00	8.78E-10	0.00E+00	2.44E-04
Infant	7.72E-21	1.65E-21	5.94E-22	0.00E+00	1.29E-21	0.00E+00	5.20E-16

Mo-99 Liquid release (mrem/Ci released)							
	Bone	Liver	T.Body	Thyroid	Kidney	Lung	GI-LLI
Adult	0.00E+00	1.21E-04	2.31E-05	0.00E+00	2.75E-04	0.00E+00	2.81E-04
Teen	0.00E+00	1.25E-04	2.38E-05	0.00E+00	2.85E-04	0.00E+00	2.23E-04
Child	0.00E+00	1.85E-04	4.57E-05	0.00E+00	3.95E-04	0.00E+00	1.53E-04
Infant	0.00E+00	1.93E-04	3.76E-05	0.00E+00	2.88E-04	0.00E+00	6.36E-05

Tc-99m Liquid release (mrem/Ci released)							
	Bone	Liver	T.Body	Thyroid	Kidney	Lung	GI-LLI
Adult	1.66E-09	4.70E-09	5.99E-08	0.00E+00	7.14E-08	2.30E-09	2.78E-06
Teen	1.70E-09	4.75E-09	6.15E-08	0.00E+00	7.07E-08	2.63E-09	3.12E-06
Child	2.07E-09	4.06E-09	6.73E-08	0.00E+00	5.90E-08	2.06E-09	2.31E-06
Infant	7.05E-11	1.47E-10	1.89E-09	0.00E+00	1.58E-09	7.67E-11	4.26E-08

Tc-99 Liquid release (mrem/Ci released)							
	Bone	Liver	T.Body	Thyroid	Kidney	Lung	GI-LLI
Adult	5.92E-06	8.81E-06	2.38E-06	0.00E+00	1.11E-04	7.48E-07	2.88E-04
Teen	6.22E-06	9.14E-06	2.49E-06	0.00E+00	1.16E-04	9.45E-07	2.24E-04
Child	1.24E-05	1.39E-05	4.98E-06	0.00E+00	1.63E-04	1.23E-06	1.45E-04
Infant	1.02E-05	1.37E-05	4.28E-06	0.00E+00	1.16E-04	1.33E-06	5.93E-05

Tc-101 Liquid release (mrem/Ci released)							
	Bone	Liver	T.Body	Thyroid	Kidney	Lung	GI-LLI
Adult	3.86E-24	5.57E-24	5.46E-23	0.00E+00	1.00E-22	2.84E-24	0.00E+00
Teen	4.17E-24	5.93E-24	5.83E-23	0.00E+00	1.07E-22	3.61E-24	0.00E+00
Child	5.35E-24	5.60E-24	7.09E-23	0.00E+00	9.54E-23	2.96E-24	1.78E-23
Infant	0.00E+00	0.00E+00	0.00E+00	0.00E+00	0.00E+00	0.00E+00	0.00E+00

Ru-103 Liquid release (mrem/Ci released)							
	Bone	Liver	T.Body	Thyroid	Kidney	Lung	GI-LLI
Adult	6.96E-06	0.00E+00	3.00E-06	0.00E+00	2.66E-05	0.00E+00	8.13E-04
Teen	6.99E-06	0.00E+00	2.99E-06	0.00E+00	2.46E-05	0.00E+00	5.83E-04
Child	1.45E-05	0.00E+00	5.56E-06	0.00E+00	3.64E-05	0.00E+00	3.74E-04
Infant	1.34E-05	0.00E+00	4.49E-06	0.00E+00	2.80E-05	0.00E+00	1.63E-04

OFFSITE DOSE CALCULATION MANUAL

APPENDIX K  
LIQUID EFFLUENT DOSE CONVERSION FACTORS

Ru-105 Liquid release (mrem/Ci released)							
	Bone	Liver	T.Body	Thyroid	Kidney	Lung	GI-LLI
Adult	4.20E-08	0.00E+00	1.66E-08	0.00E+00	5.43E-07	0.00E+00	2.57E-05
Teen	4.53E-08	0.00E+00	1.76E-08	0.00E+00	5.72E-07	0.00E+00	3.66E-05
Child	5.81E-08	0.00E+00	2.11E-08	0.00E+00	5.11E-07	0.00E+00	3.79E-05
Infant	7.12E-10	0.00E+00	2.40E-10	0.00E+00	5.23E-09	0.00E+00	2.83E-07

Ru-106 Liquid release (mrem/Ci released)							
	Bone	Liver	T.Body	Thyroid	Kidney	Lung	GI-LLI
Adult	1.06E-04	0.00E+00	1.34E-05	0.00E+00	2.04E-04	0.00E+00	6.84E-03
Teen	1.10E-04	0.00E+00	1.38E-05	0.00E+00	2.11E-04	0.00E+00	5.25E-03
Child	2.37E-04	0.00E+00	2.96E-05	0.00E+00	3.20E-04	0.00E+00	3.69E-03
Infant	2.26E-04	0.00E+00	2.82E-05	0.00E+00	2.67E-04	0.00E+00	1.71E-03

Rh-105 Liquid release (mrem/Ci released)							
	Bone	Liver	T.Body	Thyroid	Kidney	Lung	GI-LLI
Adult	2.68E-06	1.96E-06	1.29E-06	0.00E+00	8.32E-06	0.00E+00	3.12E-04
Teen	2.83E-06	2.04E-06	1.34E-06	0.00E+00	8.68E-06	0.00E+00	2.60E-04
Child	5.28E-06	2.84E-06	2.42E-06	0.00E+00	1.13E-05	0.00E+00	1.76E-04
Infant	4.00E-06	2.62E-06	1.76E-06	0.00E+00	7.27E-06	0.00E+00	6.50E-05

Ag-110m Liquid release (mrem/Ci released)							
	Bone	Liver	T.Body	Thyroid	Kidney	Lung	GI-LLI
Adult	3.96E-06	3.66E-06	2.18E-06	0.00E+00	7.20E-06	0.00E+00	1.49E-03
Teen	3.60E-06	3.40E-06	2.07E-06	0.00E+00	6.49E-06	0.00E+00	9.56E-04
Child	8.51E-06	5.75E-06	4.59E-06	0.00E+00	1.07E-05	0.00E+00	6.83E-04
Infant	9.31E-06	6.80E-06	4.50E-06	0.00E+00	9.72E-06	0.00E+00	3.52E-04

Sn-113 Liquid release (mrem/Ci released)							
	Bone	Liver	T.Body	Thyroid	Kidney	Lung	GI-LLI
Adult	5.12E-03	8.66E-04	1.44E-02	4.53E-04	1.18E-03	5.31E-04	1.57E-01
Teen	4.20E-03	8.40E-04	1.38E-02	4.05E-04	1.09E-03	4.95E-04	1.48E-01
Child	5.13E-03	1.10E-03	1.69E-02	4.42E-04	1.17E-03	5.52E-04	1.88E-01
Infant	9.98E-05	2.00E-05	2.68E-04	1.07E-05	2.00E-05	1.34E-05	2.96E-03

Sn-117m Liquid release (mrem/Ci released)							
	Bone	Liver	T.Body	Thyroid	Kidney	Lung	GI-LLI
Adult	9.62E-03	3.27E-04	1.37E-02	6.54E-05	5.00E-04	1.04E-04	1.54E-01
Teen	7.47E-03	3.22E-04	1.29E-02	6.01E-05	4.54E-04	1.10E-04	1.45E-01
Child	1.02E-02	4.82E-04	1.59E-02	7.62E-05	4.89E-04	1.40E-04	1.84E-01
Infant	1.79E-04	7.23E-06	2.42E-04	2.04E-06	6.29E-06	2.96E-06	2.77E-03

OFFSITE DOSE CALCULATION MANUAL

APPENDIX K  
LIQUID EFFLUENT DOSE CONVERSION FACTORS

Sb-122		Liquid release (mrem/Ci released)					
	Bone	Liver	T.Body	Thyroid	Kidney	Lung	GI-LLI
Adult	9.37E-06	5.15E-06	8.85E-05	1.09E-06	3.64E-06	1.41E-06	9.37E-04
Teen	6.98E-06	4.77E-06	7.71E-05	9.55E-07	3.12E-06	1.29E-06	8.08E-04
Child	1.88E-05	1.13E-05	2.09E-04	2.46E-06	6.84E-06	3.22E-06	2.26E-03
Infant	4.39E-05	2.93E-05	3.76E-04	8.78E-06	1.40E-05	1.00E-05	3.97E-03

Sb-124		Liquid release (mrem/Ci released)					
	Bone	Liver	T.Body	Thyroid	Kidney	Lung	GI-LLI
Adult	6.18E-05	1.17E-06	2.45E-05	1.50E-07	0.00E+00	4.81E-05	1.76E-03
Teen	6.01E-05	1.11E-06	2.35E-05	1.36E-07	0.00E+00	5.25E-05	1.21E-03
Child	1.64E-04	2.13E-06	5.75E-05	3.62E-07	0.00E+00	9.10E-05	1.03E-03
Infant	1.97E-04	2.89E-06	6.09E-05	5.22E-07	0.00E+00	1.23E-04	6.06E-04

Sb-125		Liquid release (mrem/Ci released)					
	Bone	Liver	T.Body	Thyroid	Kidney	Lung	GI-LLI
Adult	4.03E-05	4.51E-07	9.60E-06	4.10E-08	0.00E+00	3.11E-05	4.44E-04
Teen	3.93E-05	4.30E-07	9.20E-06	3.76E-08	0.00E+00	3.46E-05	3.06E-04
Child	1.08E-04	8.33E-07	2.26E-05	1.00E-07	0.00E+00	6.02E-05	2.58E-04
Infant	1.15E-04	1.12E-06	2.38E-05	1.45E-07	0.00E+00	7.25E-05	1.54E-04

Te-125m		Liquid release (mrem/Ci released)					
	Bone	Liver	T.Body	Thyroid	Kidney	Lung	GI-LLI
Adult	1.94E-03	7.03E-04	2.60E-04	5.84E-04	7.89E-03	0.00E+00	7.75E-03
Teen	2.11E-03	7.60E-04	2.82E-04	5.89E-04	0.00E+00	0.00E+00	6.22E-03
Child	2.80E-03	7.58E-04	3.73E-04	7.85E-04	0.00E+00	0.00E+00	2.70E-03
Infant	2.14E-04	7.15E-05	2.89E-05	7.20E-05	0.00E+00	0.00E+00	1.02E-04

Te-127m		Liquid release (mrem/Ci released)					
	Bone	Liver	T.Body	Thyroid	Kidney	Lung	GI-LLI
Adult	4.92E-03	1.76E-03	5.99E-04	1.26E-03	2.00E-02	0.00E+00	1.65E-02
Teen	5.34E-03	1.89E-03	6.35E-04	1.27E-03	2.16E-02	0.00E+00	1.33E-02
Child	7.12E-03	1.92E-03	8.45E-04	1.70E-03	2.03E-02	0.00E+00	5.76E-03
Infant	5.43E-04	1.80E-04	6.57E-05	1.57E-04	1.34E-03	0.00E+00	2.19E-04

Te-127		Liquid release (mrem/Ci released)					
	Bone	Liver	T.Body	Thyroid	Kidney	Lung	GI-LLI
Adult	3.22E-05	1.16E-05	6.97E-06	2.39E-05	1.31E-04	0.00E+00	2.54E-03
Teen	3.52E-05	1.25E-05	7.58E-06	2.43E-05	1.43E-04	0.00E+00	2.72E-03
Child	4.54E-05	1.22E-05	9.74E-06	3.14E-05	1.29E-04	0.00E+00	1.77E-03
Infant	2.73E-07	9.14E-08	5.87E-08	2.22E-07	6.66E-07	0.00E+00	5.73E-06

OFFSITE DOSE CALCULATION MANUAL

APPENDIX K  
LIQUID EFFLUENT DOSE CONVERSION FACTORS

Te-129m		Liquid release (mrem/Ci released)					
	Bone	Liver	T.Body	Thyroid	Kidney	Lung	GI-LLI
Adult	8.29E-03	3.09E-03	1.31E-03	2.85E-03	3.46E-02	0.00E+00	4.17E-02
Teen	8.93E-03	3.31E-03	1.41E-03	2.88E-03	3.74E-02	0.00E+00	3.35E-02
Child	1.19E-02	3.32E-03	1.85E-03	3.83E-03	3.49E-02	0.00E+00	1.45E-02
Infant	9.02E-04	3.09E-04	1.39E-04	3.46E-04	2.26E-03	0.00E+00	5.39E-04

Te-129		Liquid release (mrem/Ci released)					
	Bone	Liver	T.Body	Thyroid	Kidney	Lung	GI-LLI
Adult	1.71E-08	6.42E-09	4.16E-09	1.31E-08	7.19E-08	0.00E+00	1.29E-08
Teen	1.86E-08	6.93E-09	4.52E-09	1.33E-08	7.80E-08	0.00E+00	1.02E-07
Child	2.40E-08	6.69E-09	5.69E-09	1.71E-08	7.01E-08	0.00E+00	1.49E-06
Infant	9.33E-19	3.22E-19	2.18E-19	7.82E-19	2.32E-18	0.00E+00	7.46E-17

Te-131m		Liquid release (mrem/Ci released)					
	Bone	Liver	T.Body	Thyroid	Kidney	Lung	GI-LLI
Adult	9.40E-04	4.60E-04	3.83E-04	7.28E-04	4.66E-03	0.00E+00	4.56E-02
Teen	1.01E-03	4.84E-04	4.04E-04	7.28E-04	5.05E-03	0.00E+00	3.88E-02
Child	1.30E-03	4.51E-04	4.80E-04	9.27E-04	4.36E-03	0.00E+00	1.83E-02
Infant	4.71E-05	1.90E-05	1.57E-05	3.85E-05	1.31E-04	0.00E+00	3.19E-04

Te-131		Liquid release (mrem/Ci released)					
	Bone	Liver	T.Body	Thyroid	Kidney	Lung	GI-LLI
Adult	2.98E-14	1.25E-14	9.42E-15	2.45E-14	1.31E-13	0.00E+00	4.23E-15
Teen	3.22E-14	1.33E-14	1.01E-14	2.48E-14	1.41E-13	0.00E+00	2.64E-15
Child	4.13E-14	1.26E-14	1.23E-14	3.16E-14	1.25E-13	0.00E+00	2.17E-13
Infant	0.00E+00	0.00E+00	0.00E+00	0.00E+00	0.00E+00	0.00E+00	0.00E+00

Te-132		Liquid release (mrem/Ci released)					
	Bone	Liver	T.Body	Thyroid	Kidney	Lung	GI-LLI
Adult	1.63E-03	1.06E-03	9.93E-04	1.17E-03	1.02E-02	0.00E+00	5.00E-02
Teen	1.72E-03	1.09E-03	1.03E-03	1.15E-03	1.05E-02	0.00E+00	3.45E-02
Child	2.20E-03	9.75E-04	1.18E-03	1.42E-03	9.05E-03	0.00E+00	9.82E-03
Infant	1.27E-04	6.28E-05	5.86E-05	9.27E-05	3.93E-04	0.00E+00	2.32E-04

I-130		Liquid release (mrem/Ci released)					
	Bone	Liver	T.Body	Thyroid	Kidney	Lung	GI-LLI
Adult	1.13E-05	3.33E-05	1.32E-05	2.83E-03	5.20E-05	0.00E+00	2.87E-05
Teen	1.16E-05	3.37E-05	1.35E-05	2.75E-03	5.19E-05	0.00E+00	2.59E-05
Child	1.59E-05	3.22E-05	1.65E-05	3.53E-03	4.79E-05	0.00E+00	1.50E-05
Infant	3.82E-06	8.41E-06	3.38E-06	9.43E-04	9.24E-06	0.00E+00	1.80E-06

OFFSITE DOSE CALCULATION MANUAL

APPENDIX K  
LIQUID EFFLUENT DOSE CONVERSION FACTORS

I-131 Liquid release (mrem/Ci released)							
	Bone	Liver	T.Body	Thyroid	Kidney	Lung	GI-LLI
Adult	1.79E-04	2.55E-04	1.46E-04	8.37E-02	4.38E-04	0.00E+00	6.74E-05
Teen	1.85E-04	2.59E-04	1.39E-04	7.55E-02	4.45E-04	0.00E+00	5.12E-05
Child	3.54E-04	3.56E-04	2.02E-04	1.18E-01	5.84E-04	0.00E+00	3.17E-05
Infant	2.84E-04	3.35E-04	1.47E-04	1.10E-01	3.91E-04	0.00E+00	1.19E-05

I-132 Liquid release (mrem/Ci released)							
	Bone	Liver	T.Body	Thyroid	Kidney	Lung	GI-LLI
Adult	1.40E-07	3.75E-07	1.31E-07	1.31E-05	5.98E-07	0.00E+00	7.05E-08
Teen	1.47E-07	3.85E-07	1.38E-07	1.30E-05	6.06E-07	0.00E+00	1.67E-07
Child	1.82E-07	3.34E-07	1.54E-07	1.55E-05	5.11E-07	0.00E+00	3.93E-07
Infant	7.18E-12	1.46E-11	5.19E-12	6.83E-10	1.63E-11	0.00E+00	1.18E-11

I-133 Liquid release (mrem/Ci released)							
	Bone	Liver	T.Body	Thyroid	Kidney	Lung	GI-LLI
Adult	3.12E-05	5.43E-05	1.66E-05	7.98E-03	9.48E-05	0.00E+00	4.88E-05
Teen	3.31E-05	5.62E-05	1.72E-05	7.85E-03	9.86E-05	0.00E+00	4.25E-05
Child	5.20E-05	6.43E-05	2.43E-05	1.19E-02	1.07E-04	0.00E+00	2.59E-05
Infant	2.37E-05	3.45E-05	1.01E-05	6.29E-03	4.06E-05	0.00E+00	5.85E-06

I-134 Liquid release (mrem/Ci released)							
	Bone	Liver	T.Body	Thyroid	Kidney	Lung	GI-LLI
Adult	2.13E-10	5.79E-10	2.07E-10	1.00E-08	9.21E-10	0.00E+00	5.05E-13
Teen	2.24E-10	5.93E-10	2.13E-10	9.88E-09	9.35E-10	0.00E+00	7.82E-12
Child	2.77E-10	5.14E-10	2.37E-10	1.18E-08	7.86E-10	0.00E+00	3.41E-10
Infant	2.69E-22	5.51E-22	1.96E-22	1.29E-20	6.16E-22	0.00E+00	5.70E-22

I-135 Liquid release (mrem/Ci released)							
	Bone	Liver	T.Body	Thyroid	Kidney	Lung	GI-LLI
Adult	3.37E-06	8.84E-06	3.26E-06	5.83E-04	1.42E-05	0.00E+00	9.98E-06
Teen	3.53E-06	9.10E-06	3.37E-06	5.85E-04	1.44E-05	0.00E+00	1.01E-05
Child	4.46E-06	8.04E-06	3.80E-06	7.12E-04	1.23E-05	0.00E+00	6.12E-06
Infant	2.16E-07	4.30E-07	1.57E-07	3.86E-05	4.79E-07	0.00E+00	1.56E-07

Cs-134 Liquid release (mrem/Ci released)							
	Bone	Liver	T.Body	Thyroid	Kidney	Lung	GI-LLI
Adult	2.21E-01	5.27E-01	4.31E-01	0.00E+00	1.70E-01	5.66E-02	9.22E-03
Teen	2.27E-01	5.34E-01	2.48E-01	0.00E+00	1.70E-01	6.48E-02	6.64E-03
Child	2.75E-01	4.52E-01	9.53E-02	0.00E+00	1.40E-01	5.03E-02	2.44E-03
Infant	3.54E-03	6.60E-03	6.66E-04	0.00E+00	1.70E-03	6.96E-04	1.79E-05

OFFSITE DOSE CALCULATION MANUAL

APPENDIX K  
LIQUID EFFLUENT DOSE CONVERSION FACTORS

Cs-134m		Liquid release (mrem/Ci released)					
	Bone	Liver	T.Body	Thyroid	Kidney	Lung	GI-LLI
Adult	4.28E-06	9.01E-06	4.60E-06	0.00E+00	4.89E-06	7.70E-07	3.18E-06
Teen	4.50E-06	9.33E-06	4.79E-06	0.00E+00	5.19E-06	9.11E-07	6.20E-06
Child	5.58E-06	8.26E-06	5.39E-06	0.00E+00	4.35E-06	7.20E-07	1.04E-05
Infant	1.72E-11	2.87E-11	1.45E-11	0.00E+00	1.11E-11	2.54E-12	2.27E-11

Cs-136		Liquid release (mrem/Ci released)					
	Bone	Liver	T.Body	Thyroid	Kidney	Lung	GI-LLI
Adult	2.26E-02	8.91E-02	6.41E-02	0.00E+00	4.96E-02	6.79E-03	1.01E-02
Teen	2.27E-02	8.92E-02	5.99E-02	0.00E+00	4.86E-02	7.66E-03	7.18E-03
Child	2.69E-02	7.40E-02	4.79E-02	0.00E+00	3.94E-02	5.88E-03	2.60E-03
Infant	3.88E-04	1.14E-03	4.26E-04	0.00E+00	4.55E-04	9.31E-05	1.73E-05

Cs-137		Liquid release (mrem/Ci released)					
	Bone	Liver	T.Body	Thyroid	Kidney	Lung	GI-LLI
Adult	2.84E-01	3.88E-01	2.54E-01	0.00E+00	1.32E-01	4.38E-02	7.51E-03
Teen	3.04E-01	4.04E-01	1.41E-01	0.00E+00	1.37E-01	5.34E-02	5.75E-03
Child	3.85E-01	3.69E-01	5.44E-02	0.00E+00	1.20E-01	4.32E-02	2.31E-03
Infant	4.91E-03	5.74E-03	4.07E-04	0.00E+00	1.54E-03	6.24E-04	1.80E-05

Cs-138		Liquid release (mrem/Ci released)					
	Bone	Liver	T.Body	Thyroid	Kidney	Lung	GI-LLI
Adult	3.63E-11	7.17E-11	3.55E-11	0.00E+00	5.27E-11	5.20E-12	3.06E-16
Teen	3.89E-11	7.46E-11	3.73E-11	0.00E+00	5.51E-11	6.41E-12	3.39E-14
Child	4.93E-11	6.85E-11	4.34E-11	0.00E+00	4.82E-11	5.18E-12	3.15E-11
Infant	0.00E+00	0.00E+00	0.00E+00	0.00E+00	0.00E+00	0.00E+00	0.00E+00

Ba-139		Liquid release (mrem/Ci released)					
	Bone	Liver	T.Body	Thyroid	Kidney	Lung	GI-LLI
Adult	1.77E-09	1.26E-12	5.20E-11	0.00E+00	1.18E-12	7.17E-13	3.15E-09
Teen	1.94E-09	1.36E-12	5.65E-11	0.00E+00	1.29E-12	9.40E-13	1.73E-08
Child	2.49E-09	1.33E-12	7.21E-11	0.00E+00	1.16E-12	7.81E-13	1.44E-07
Infant	3.69E-16	2.45E-19	1.07E-17	0.00E+00	1.47E-19	1.48E-19	2.34E-14

Ba-140		Liquid release (mrem/Ci released)					
	Bone	Liver	T.Body	Thyroid	Kidney	Lung	GI-LLI
Adult	5.19E-04	6.51E-07	3.40E-05	0.00E+00	2.21E-07	3.73E-07	1.07E-03
Teen	5.19E-04	6.36E-07	3.35E-05	0.00E+00	2.16E-07	4.28E-07	8.01E-04
Child	1.27E-03	1.11E-06	7.42E-05	0.00E+00	3.63E-07	6.64E-07	6.44E-04
Infant	1.44E-03	1.44E-06	7.43E-05	0.00E+00	3.42E-07	8.85E-07	3.54E-04

OFFSITE DOSE CALCULATION MANUAL

APPENDIX K  
LIQUID EFFLUENT DOSE CONVERSION FACTORS

Ba-141 Liquid release (mrem/Ci released)							
	Bone	Liver	T.Body	Thyroid	Kidney	Lung	GI-LLI
Adult	4.78E-19	3.61E-22	1.61E-20	0.00E+00	3.36E-22	2.05E-22	0.00E+00
Teen	5.19E-19	3.87E-22	1.73E-20	0.00E+00	3.59E-22	2.65E-22	1.11E-24
Child	6.67E-19	3.73E-22	2.17E-20	0.00E+00	3.23E-22	2.19E-21	3.80E-19
Infant	0.00E+00	0.00E+00	0.00E+00	0.00E+00	0.00E+00	0.00E+00	0.00E+00

Ba-142 Liquid release (mrem/Ci released)							
	Bone	Liver	T.Body	Thyroid	Kidney	Lung	GI-LLI
Adult	0.00E+00	0.00E+00	0.00E+00	0.00E+00	0.00E+00	0.00E+00	0.00E+00
Teen	0.00E+00	0.00E+00	0.00E+00	0.00E+00	0.00E+00	0.00E+00	0.00E+00
Child	0.00E+00	0.00E+00	0.00E+00	0.00E+00	0.00E+00	0.00E+00	0.00E+00
Infant	0.00E+00	0.00E+00	0.00E+00	0.00E+00	0.00E+00	0.00E+00	0.00E+00

La-140 Liquid release (mrem/Ci released)							
	Bone	Liver	T.Body	Thyroid	Kidney	Lung	GI-LLI
Adult	1.13E-07	5.68E-08	1.50E-08	0.00E+00	0.00E+00	0.00E+00	4.17E-03
Teen	1.17E-07	5.78E-08	1.54E-08	0.00E+00	0.00E+00	0.00E+00	3.32E-03
Child	1.84E-07	6.42E-08	2.16E-08	0.00E+00	0.00E+00	0.00E+00	1.79E-03
Infant	8.68E-08	3.42E-08	8.81E-09	0.00E+00	0.00E+00	0.00E+00	4.02E-04

La-142 Liquid release (mrem/Ci released)							
	Bone	Liver	T.Body	Thyroid	Kidney	Lung	GI-LLI
Adult	2.56E-11	1.16E-11	2.89E-12	0.00E+00	0.00E+00	0.00E+00	8.48E-08
Teen	2.72E-11	1.21E-11	3.01E-12	0.00E+00	0.00E+00	0.00E+00	3.68E-07
Child	3.44E-11	1.10E-11	3.43E-12	0.00E+00	0.00E+00	0.00E+00	2.17E-06
Infant	4.28E-18	1.57E-18	3.77E-19	0.00E+00	0.00E+00	0.00E+00	2.67E-13

Ce-141 Liquid release (mrem/Ci released)							
	Bone	Liver	T.Body	Thyroid	Kidney	Lung	GI-LLI
Adult	2.03E-07	1.37E-07	1.56E-08	0.00E+00	6.37E-08	0.00E+00	5.25E-04
Teen	2.03E-07	1.35E-07	1.56E-08	0.00E+00	6.38E-08	0.00E+00	3.88E-04
Child	5.76E-07	2.87E-07	4.26E-08	0.00E+00	1.26E-07	0.00E+00	3.58E-04
Infant	7.09E-07	4.32E-07	5.09E-08	0.00E+00	1.33E-07	0.00E+00	2.23E-04

Ce-143 Liquid release (mrem/Ci released)							
	Bone	Liver	T.Body	Thyroid	Kidney	Lung	GI-LLI
Adult	1.48E-08	1.09E-05	1.21E-09	0.00E+00	4.82E-09	0.00E+00	4.09E-04
Teen	1.49E-08	1.09E-05	1.21E-09	0.00E+00	4.88E-09	0.00E+00	3.27E-04
Child	4.03E-08	2.18E-05	3.16E-09	0.00E+00	9.16E-09	0.00E+00	3.20E-04
Infant	5.08E-08	3.37E-05	3.85E-09	0.00E+00	9.82E-09	0.00E+00	1.97E-04



OFFSITE DOSE CALCULATION MANUAL

APPENDIX K  
LIQUID EFFLUENT DOSE CONVERSION FACTORS

Ce-144 Liquid release (mrem/Ci released)							
	Bone	Liver	T.Body	Thyroid	Kidney	Lung	GI-LLI
Adult	1.10E-05	4.58E-06	5.89E-07	0.00E+00	2.72E-06	0.00E+00	3.71E-03
Teen	1.10E-05	4.55E-06	5.91E-07	0.00E+00	2.72E-06	0.00E+00	2.77E-03
Child	3.13E-05	9.81E-06	1.67E-06	0.00E+00	5.43E-06	0.00E+00	2.56E-03
Infant	2.79E-05	1.14E-05	1.56E-06	0.00E+00	4.61E-06	0.00E+00	1.60E-03

Pr-143 Liquid release (mrem/Ci released)							
	Bone	Liver	T.Body	Thyroid	Kidney	Lung	GI-LLI
Adult	5.70E-07	2.28E-07	2.82E-08	0.00E+00	1.32E-07	0.00E+00	2.49E-03
Teen	6.02E-07	2.40E-07	3.00E-08	0.00E+00	1.40E-07	0.00E+00	1.98E-03
Child	1.07E-06	3.22E-07	5.32E-08	0.00E+00	1.74E-07	0.00E+00	1.16E-03
Infant	6.90E-07	2.58E-07	3.42E-08	0.00E+00	9.59E-08	0.00E+00	3.64E-04

Pr-144 Liquid release (mrem/Ci released)							
	Bone	Liver	T.Body	Thyroid	Kidney	Lung	GI-LLI
Adult	3.82E-22	1.59E-22	1.94E-23	0.00E+00	8.94E-23	0.00E+00	0.00E+00
Teen	4.16E-22	1.70E-22	2.11E-23	0.00E+00	9.75E-23	0.00E+00	4.58E-25
Child	5.38E-22	1.66E-22	2.70E-23	0.00E+00	8.79E-23	0.00E+00	3.58E-19
Infant	0.00E+00	0.00E+00	0.00E+00	0.00E+00	0.00E+00	0.00E+00	0.00E+00

Nd-147 Liquid release (mrem/Ci released)							
	Bone	Liver	T.Body	Thyroid	Kidney	Lung	GI-LLI
Adult	3.85E-07	4.45E-07	2.66E-08	0.00E+00	2.60E-07	0.00E+00	2.14E-03
Teen	4.27E-07	4.64E-07	2.78E-08	0.00E+00	2.72E-07	0.00E+00	1.67E-03
Child	7.50E-07	6.08E-07	4.71E-08	0.00E+00	3.33E-07	0.00E+00	9.63E-04
Infant	4.58E-07	4.71E-07	2.88E-08	0.00E+00	1.81E-07	0.00E+00	2.98E-04

Eu-152 Liquid release (mrem/Ci released)							
	Bone	Liver	T.Body	Thyroid	Kidney	Lung	GI-LLI
Adult	1.28E-05	2.89E-06	2.54E-06	0.00E+00	1.79E-05	0.00E+00	1.66E-03
Teen	1.18E-05	2.85E-06	2.51E-06	0.00E+00	1.32E-05	0.00E+00	1.05E-03
Child	1.79E-05	3.26E-06	3.87E-06	0.00E+00	1.37E-05	0.00E+00	5.35E-04
Infant	6.33E-06	1.68E-06	1.42E-06	0.00E+00	4.72E-06	0.00E+00	1.49E-04

W-187 Liquid release (mrem/Ci released)							
	Bone	Liver	T.Body	Thyroid	Kidney	Lung	GI-LLI
Adult	1.55E-04	1.30E-04	4.53E-05	0.00E+00	0.00E+00	0.00E+00	4.24E-02
Teen	1.67E-04	1.36E-04	4.78E-05	0.00E+00	0.00E+00	0.00E+00	3.69E-02
Child	2.13E-04	1.26E-04	5.66E-05	0.00E+00	0.00E+00	0.00E+00	1.77E-02
Infant	2.11E-06	1.47E-06	5.07E-07	0.00E+00	0.00E+00	0.00E+00	8.62E-05

OFFSITE DOSE CALCULATION MANUAL

APPENDIX K  
LIQUID EFFLUENT DOSE CONVERSION FACTORS

U-235 Liquid release (mrem/Ci released)							
	Bone	Liver	T.Body	Thyroid	Kidney	Lung	GI-LLI
Adult	1.67E-02	0.00E+00	1.01E-03	0.00E+00	3.89E-03	0.00E+00	1.62E-03
Teen	1.66E-02	0.00E+00	1.01E-03	0.00E+00	3.88E-03	0.00E+00	1.20E-03
Child	4.97E-02	0.00E+00	3.01E-03	0.00E+00	8.15E-03	0.00E+00	1.17E-03
Infant	4.39E-02	0.00E+00	3.35E-03	0.00E+00	9.34E-03	0.00E+00	7.62E-04

U-238 Liquid release (mrem/Ci released)							
	Bone	Liver	T.Body	Thyroid	Kidney	Lung	GI-LLI
Adult	1.60E-02	0.00E+00	9.44E-04	0.00E+00	3.64E-03	0.00E+00	1.14E-03
Teen	1.58E-02	0.00E+00	9.43E-04	0.00E+00	3.63E-03	0.00E+00	8.47E-04
Child	4.75E-02	0.00E+00	2.82E-03	0.00E+00	7.61E-03	0.00E+00	8.22E-04
Infant	4.20E-02	0.00E+00	3.13E-03	0.00E+00	8.72E-03	0.00E+00	5.37E-04

Np-239 Liquid release (mrem/Ci released)							
	Bone	Liver	T.Body	Thyroid	Kidney	Lung	GI-LLI
Adult	3.19E-08	3.14E-09	1.73E-09	0.00E+00	9.79E-09	0.00E+00	6.44E-04
Teen	3.47E-08	3.27E-09	1.82E-09	0.00E+00	1.03E-08	0.00E+00	5.26E-04
Child	6.87E-08	4.93E-09	3.46E-09	0.00E+00	1.43E-08	0.00E+00	3.65E-04
Infant	5.79E-08	5.18E-09	2.93E-09	0.00E+00	1.03E-08	0.00E+00	1.50E-04

Am-241 Liquid release (mrem/Ci released)							
	Bone	Liver	T.Body	Thyroid	Kidney	Lung	GI-LLI
Adult	5.33E-02	1.87E-02	3.52E-03	0.00E+00	2.65E-02	0.00E+00	4.83E-03
Teen	4.16E-02	1.59E-02	2.77E-03	0.00E+00	2.08E-02	0.00E+00	3.80E-03
Child	4.16E-02	1.86E-02	2.96E-03	0.00E+00	1.81E-02	0.00E+00	2.22E-03
Infant	1.44E-02	6.75E-03	1.02E-03	0.00E+00	6.16E-03	0.00E+00	7.24E-04

OFFSITE DOSE CALCULATION MANUAL

APPENDIX L  
GASEOUS EFFLUENT DOSE CONVERSION FACTORS

The tables below identify the expected dose to each of the four age ranges (adult, teen, child and infant) as a result of activity released via gaseous effluents. These dose conversion factors are the summation of the expected exposures based on Reg. Guide 1.109 and NUREG-0133 assumptions. The pathways considered are inhalation, ground plane, milk, meat, leafy vegetables and produce. The assumed values for  $\gamma/Q$  and  $D/Q$  are those referenced in Table 10-2.

The total body, skin and air dose factors for noble gas releases are contained at the end of the tables below.

<b>H-3</b> Gaseous release (mrem/Ci released)							
	Bone	Liver	T.Body	Thyroid	Kidney	Lung	GI-LLI
Adult	0.00E+00	7.89E-05	7.89E-05	7.89E-05	7.89E-05	7.89E-05	7.89E-05
Teen	0.00E+00	8.69E-05	8.69E-05	8.69E-05	8.69E-05	8.69E-05	8.69E-05
Child	0.00E+00	1.23E-04	1.23E-04	1.23E-04	1.23E-04	1.23E-04	1.23E-04
Infant	0.00E+00	5.32E-05	5.32E-05	5.32E-05	5.32E-05	5.32E-05	5.32E-05

<b>C-14</b> Gaseous release (mrem/Ci released)							
	Bone	Liver	T.Body	Thyroid	Kidney	Lung	GI-LLI
Adult	3.65E-02	7.30E-03	7.30E-03	7.30E-03	7.30E-03	7.30E-03	7.30E-03
Teen	5.51E-02	1.10E-02	1.10E-02	1.10E-02	1.10E-02	1.10E-02	1.10E-02
Child	1.30E-01	2.59E-02	2.59E-02	2.59E-02	2.59E-02	2.59E-02	2.59E-02
Infant	7.37E-02	1.57E-02	1.57E-02	1.57E-02	1.57E-02	1.57E-02	1.57E-02

<b>F-18</b> Gaseous release (mrem/Ci released)							
	Bone	Liver	T.Body	Thyroid	Kidney	Lung	GI-LLI
Adult	2.33E-04	1.47E-04	1.57E-04	1.47E-04	1.47E-04	1.47E-04	1.49E-04
Teen	2.65E-04	1.47E-04	1.60E-04	1.47E-04	1.47E-04	1.47E-04	1.54E-04
Child	3.05E-04	1.47E-04	1.63E-04	1.47E-04	1.47E-04	1.47E-04	1.75E-04
Infant	2.72E-04	1.47E-04	1.58E-04	1.47E-04	1.47E-04	1.47E-04	1.67E-04

<b>Na-22</b> Gaseous release (mrem/Ci released)							
	Bone	Liver	T.Body	Thyroid	Kidney	Lung	GI-LLI
Adult	5.00E+00	5.00E+00	5.00E+00	5.00E+00	5.00E+00	5.00E+00	5.00E+00
Teen	5.68E+00	5.68E+00	5.68E+00	5.68E+00	5.68E+00	5.68E+00	5.68E+00
Child	7.66E+00	7.66E+00	7.66E+00	7.66E+00	7.66E+00	7.66E+00	7.66E+00
Infant	8.45E+00	8.45E+00	8.45E+00	8.45E+00	8.45E+00	8.45E+00	8.45E+00

OFFSITE DOSE CALCULATION MANUAL

APPENDIX L  
GASEOUS EFFLUENT DOSE CONVERSION FACTORS

Na-24		Gaseous release (mrem/Ci released)					
	Bone	Liver	T.Body	Thyroid	Kidney	Lung	GI-LLI
Adult	2.62E-03	2.62E-03	2.62E-03	2.62E-03	2.62E-03	2.62E-03	2.62E-03
Teen	2.78E-03	2.78E-03	2.78E-03	2.78E-03	2.78E-03	2.78E-03	2.78E-03
Child	3.07E-03	3.07E-03	3.07E-03	3.07E-03	3.07E-03	3.07E-03	3.07E-03
Infant	3.18E-03	3.18E-03	3.18E-03	3.18E-03	3.18E-03	3.18E-03	3.18E-03

P-32		Gaseous release (mrem/Ci released)					
	Bone	Liver	T.Body	Thyroid	Kidney	Lung	GI-LLI
Adult	3.18E-01	3.28E-01	3.14E-01	3.08E-01	3.26E-01	3.08E-01	8.98E-01
Teen	3.21E-01	3.34E-01	3.16E-01	3.08E-01	3.33E-01	3.08E-01	8.31E-01
Child	3.25E-01	3.31E-01	3.17E-01	3.08E-01	3.28E-01	3.08E-01	6.39E-01
Infant	3.20E-01	3.25E-01	3.13E-01	3.08E-01	3.19E-01	3.08E-01	3.09E-01

Sc-46		Gaseous release (mrem/Ci released)					
	Bone	Liver	T.Body	Thyroid	Kidney	Lung	GI-LLI
Adult	1.35E+00	8.38E-02	5.21E-02	0.00E+00	0.00E+00	0.00E+00	1.50E-01
Teen	2.06E+00	1.27E-01	7.97E-02	0.00E+00	0.00E+00	0.00E+00	1.71E-01
Child	4.79E+00	2.24E-01	1.85E-01	0.00E+00	0.00E+00	0.00E+00	1.32E-01
Infant	7.66E+00	4.51E-01	2.97E-01	0.00E+00	0.00E+00	0.00E+00	1.03E-01

Cr-51		Gaseous release (mrem/Ci released)					
	Bone	Liver	T.Body	Thyroid	Kidney	Lung	GI-LLI
Adult	8.72E-04	8.72E-04	8.85E-04	8.79E-04	8.75E-04	1.21E-03	3.60E-03
Teen	8.72E-04	8.72E-04	8.89E-04	8.82E-04	8.76E-04	1.37E-03	3.37E-03
Child	8.72E-04	8.72E-04	9.03E-04	8.89E-04	8.77E-04	1.28E-03	2.37E-03
Infant	8.72E-04	8.72E-04	8.83E-04	8.79E-04	8.73E-04	1.17E-03	1.14E-03

Mn-54		Gaseous release (mrem/Ci released)					
	Bone	Liver	T.Body	Thyroid	Kidney	Lung	GI-LLI
Adult	2.59E-01	3.20E-01	2.71E-01	2.59E-01	2.77E-01	2.91E-01	4.44E-01
Teen	2.59E-01	3.46E-01	2.76E-01	2.59E-01	2.85E-01	3.04E-01	4.37E-01
Child	2.59E-01	3.86E-01	2.93E-01	2.59E-01	2.95E-01	2.95E-01	3.65E-01
Infant	2.59E-01	2.65E-01	2.60E-01	2.59E-01	2.60E-01	2.82E-01	2.61E-01

Mn-56		Gaseous release (mrem/Ci released)					
	Bone	Liver	T.Body	Thyroid	Kidney	Lung	GI-LLI
Adult	1.69E-04	1.69E-04	1.69E-04	1.69E-04	1.69E-04	3.83E-04	6.28E-04
Teen	1.69E-04	1.69E-04	1.69E-04	1.69E-04	1.69E-04	5.14E-04	1.47E-03
Child	1.69E-04	1.69E-04	1.69E-04	1.69E-04	1.69E-04	4.67E-04	2.96E-03
Infant	1.69E-04	1.69E-04	1.69E-04	1.69E-04	1.69E-04	4.53E-04	1.79E-03

OFFSITE DOSE CALCULATION MANUAL

APPENDIX L  
GASEOUS EFFLUENT DOSE CONVERSION FACTORS

Fe-55		Gaseous release (mrem/Ci released)					
	Bone	Liver	T.Body	Thyroid	Kidney	Lung	GI-LLI
Adult	8.22E-02	5.68E-02	1.32E-02	0.00E+00	0.00E+00	3.31E-02	3.25E-02
Teen	9.82E-02	6.96E-02	1.62E-02	0.00E+00	0.00E+00	4.66E-02	3.00E-02
Child	2.23E-01	1.18E-01	3.67E-02	0.00E+00	0.00E+00	6.91E-02	2.19E-02
Infant	1.92E-02	1.24E-02	3.32E-03	0.00E+00	0.00E+00	7.91E-03	1.57E-03

Fe-59		Gaseous release (mrem/Ci released)					
	Bone	Liver	T.Body	Thyroid	Kidney	Lung	GI-LLI
Adult	9.48E-02	1.54E-01	9.05E-02	5.09E-02	5.09E-02	1.03E-01	3.97E-01
Teen	1.02E-01	1.71E-01	9.74E-02	5.09E-02	5.09E-02	1.23E-01	3.37E-01
Child	1.59E-01	2.25E-01	1.38E-01	5.09E-02	5.09E-02	1.30E-01	2.33E-01
Infant	6.69E-02	7.88E-02	6.19E-02	5.09E-02	5.09E-02	8.20E-02	6.46E-02

Co-57		Gaseous release (mrem/Ci released)					
	Bone	Liver	T.Body	Thyroid	Kidney	Lung	GI-LLI
Adult	5.95E-02	6.25E-02	6.45E-02	5.95E-02	5.95E-02	6.79E-02	1.36E-01
Teen	5.95E-02	6.36E-02	6.63E-02	5.95E-02	5.95E-02	7.28E-02	1.36E-01
Child	5.95E-02	6.61E-02	7.29E-02	5.95E-02	5.95E-02	7.10E-02	1.14E-01
Infant	5.95E-02	6.06E-02	6.13E-02	5.95E-02	5.95E-02	6.81E-02	6.34E-02

Co-58		Gaseous release (mrem/Ci released)					
	Bone	Liver	T.Body	Thyroid	Kidney	Lung	GI-LLI
Adult	7.10E-02	7.86E-02	8.81E-02	7.10E-02	7.10E-02	9.20E-02	2.28E-01
Teen	7.10E-02	8.09E-02	9.38E-02	7.10E-02	7.10E-02	1.01E-01	2.09E-01
Child	7.10E-02	8.52E-02	1.15E-01	7.10E-02	7.10E-02	9.61E-02	1.55E-01
Infant	7.10E-02	7.31E-02	7.63E-02	7.10E-02	7.10E-02	8.86E-02	7.65E-02

Co-60		Gaseous release (mrem/Ci released)					
	Bone	Liver	T.Body	Thyroid	Kidney	Lung	GI-LLI
Adult	4.03E+00	4.08E+00	4.13E+00	4.03E+00	4.03E+00	4.17E+00	4.87E+00
Teen	4.03E+00	4.09E+00	4.16E+00	4.03E+00	4.03E+00	4.23E+00	4.80E+00
Child	4.03E+00	4.12E+00	4.29E+00	4.03E+00	4.03E+00	4.19E+00	4.51E+00
Infant	4.03E+00	4.04E+00	4.06E+00	4.03E+00	4.03E+00	4.13E+00	4.06E+00

Ni-63		Gaseous release (mrem/Ci released)					
	Bone	Liver	T.Body	Thyroid	Kidney	Lung	GI-LLI
Adult	6.30E+00	4.36E-01	2.11E-01	0.00E+00	0.00E+00	4.04E-03	9.12E-02
Teen	7.74E+00	5.47E-01	2.62E-01	0.00E+00	0.00E+00	6.96E-03	8.72E-02
Child	1.78E+01	9.53E-01	6.06E-01	0.00E+00	0.00E+00	6.23E-03	6.43E-02
Infant	5.52E+00	3.41E-01	1.92E-01	0.00E+00	0.00E+00	4.73E-03	1.70E-02

OFFSITE DOSE CALCULATION MANUAL

APPENDIX L  
GASEOUS EFFLUENT DOSE CONVERSION FACTORS

Ni-65 Gaseous release (mrem/Ci released)							
	Bone	Liver	T.Body	Thyroid	Kidney	Lung	GI-LLI
Adult	5.56E-05	5.55E-05	5.55E-05	5.55E-05	5.55E-05	1.82E-04	3.35E-04
Teen	5.56E-05	5.55E-05	5.55E-05	5.55E-05	5.55E-05	2.68E-04	8.88E-04
Child	5.56E-05	5.55E-05	5.55E-05	5.55E-05	5.55E-05	2.41E-04	1.96E-03
Infant	5.56E-05	5.55E-05	5.55E-05	5.55E-05	5.55E-05	2.40E-04	1.19E-03

Cu-64 Gaseous release (mrem/Ci released)							
	Bone	Liver	T.Body	Thyroid	Kidney	Lung	GI-LLI
Adult	1.14E-04	1.16E-04	1.15E-04	1.14E-04	1.21E-04	2.67E-04	1.47E-03
Teen	1.14E-04	1.17E-04	1.15E-04	1.14E-04	1.23E-04	3.66E-04	1.78E-03
Child	1.14E-04	1.19E-04	1.17E-04	1.14E-04	1.27E-04	3.31E-04	1.21E-03
Infant	1.14E-04	1.22E-04	1.18E-04	1.14E-04	1.28E-04	3.24E-04	6.32E-04

Zn-65 Gaseous release (mrem/Ci released)							
	Bone	Liver	T.Body	Thyroid	Kidney	Lung	GI-LLI
Adult	4.57E-01	1.15E+00	5.96E-01	1.40E-01	8.14E-01	1.59E-01	7.75E-01
Teen	5.70E-01	1.63E+00	8.37E-01	1.40E-01	1.10E+00	1.68E-01	7.72E-01
Child	9.63E-01	2.33E+00	1.50E+00	1.40E-01	1.52E+00	1.62E-01	5.25E-01
Infant	9.16E-01	2.80E+00	1.37E+00	1.40E-01	1.43E+00	1.54E-01	2.39E+00

Zn-69m Gaseous release (mrem/Ci released)							
	Bone	Liver	T.Body	Thyroid	Kidney	Lung	GI-LLI
Adult	4.63E-04	4.81E-04	4.53E-04	4.50E-04	4.69E-04	8.82E-04	5.41E-03
Teen	4.70E-04	4.96E-04	4.54E-04	4.50E-04	4.78E-04	1.16E-03	6.83E-03
Child	4.95E-04	5.27E-04	4.59E-04	4.50E-04	4.95E-04	1.07E-03	5.21E-03
Infant	5.30E-04	6.12E-04	4.65E-04	4.50E-04	5.16E-04	1.06E-03	3.62E-03

Zn-69 Gaseous release (mrem/Ci released)							
	Bone	Liver	T.Body	Thyroid	Kidney	Lung	GI-LLI
Adult	7.67E-10	1.48E-09	1.02E-10	0.00E+00	9.56E-10	2.09E-05	3.70E-07
Teen	1.10E-09	2.09E-09	1.46E-10	0.00E+00	1.37E-09	3.59E-05	6.46E-06
Child	1.52E-09	2.19E-09	2.02E-10	0.00E+00	1.33E-09	3.22E-05	2.31E-04
Infant	1.22E-09	2.19E-09	1.63E-10	0.00E+00	9.11E-10	3.33E-05	3.00E-04

As-76 Gaseous release (mrem/Ci released)							
	Bone	Liver	T.Body	Thyroid	Kidney	Lung	GI-LLI
Adult	9.59E-04	1.09E-03	2.12E-03	9.52E-04	1.13E-03	3.22E-03	9.32E-03
Teen	9.65E-04	1.13E-03	2.29E-03	9.60E-04	1.16E-03	3.62E-03	1.06E-02
Child	1.03E-03	1.28E-03	3.29E-03	1.02E-03	1.31E-03	3.10E-03	2.00E-02
Infant	1.35E-03	2.11E-03	3.24E-03	1.35E-03	2.17E-03	3.03E-03	1.43E-02

OFFSITE DOSE CALCULATION MANUAL

APPENDIX L  
GASEOUS EFFLUENT DOSE CONVERSION FACTORS

Br-82 Gaseous release (mrem/Ci released)							
	Bone	Liver	T.Body	Thyroid	Kidney	Lung	GI-LLI
Adult	7.15E-03	7.15E-03	9.28E-03	7.15E-03	7.15E-03	7.15E-03	9.48E-03
Teen	7.15E-03	7.15E-03	1.05E-02	7.15E-03	7.15E-03	7.15E-03	7.15E-03
Child	7.15E-03	7.15E-03	1.35E-02	7.15E-03	7.15E-03	7.15E-03	7.15E-03
Infant	7.15E-03	7.15E-03	1.66E-02	7.15E-03	7.15E-03	7.15E-03	7.15E-03

Br-83 Gaseous release (mrem/Ci released)							
	Bone	Liver	T.Body	Thyroid	Kidney	Lung	GI-LLI
Adult	9.16E-07	9.16E-07	6.37E-06	9.16E-07	9.16E-07	9.16E-07	6.17E-06
Teen	9.16E-07	9.16E-07	8.71E-06	9.16E-07	9.16E-07	9.16E-07	9.16E-07
Child	9.16E-07	9.16E-07	1.17E-05	9.16E-07	9.16E-07	9.16E-07	9.16E-07
Infant	9.16E-07	9.16E-07	9.55E-06	9.16E-07	9.16E-07	9.16E-07	9.16E-07

Br-84 Gaseous release (mrem/Ci released)							
	Bone	Liver	T.Body	Thyroid	Kidney	Lung	GI-LLI
Adult	3.79E-05	3.79E-05	4.50E-05	3.79E-05	3.79E-05	3.79E-05	3.79E-05
Teen	3.79E-05	3.79E-05	4.77E-05	3.79E-05	3.79E-05	3.79E-05	3.79E-05
Child	3.79E-05	3.79E-05	5.03E-05	3.79E-05	3.79E-05	3.79E-05	3.79E-05
Infant	3.79E-05	3.79E-05	4.70E-05	3.79E-05	3.79E-05	3.79E-05	3.79E-05

Br-85 Gaseous release (mrem/Ci released)							
	Bone	Liver	T.Body	Thyroid	Kidney	Lung	GI-LLI
Adult	0.00E+00	0.00E+00	2.90E-07	0.00E+00	0.00E+00	0.00E+00	0.00E+00
Teen	0.00E+00	0.00E+00	4.15E-07	0.00E+00	0.00E+00	0.00E+00	0.00E+00
Child	0.00E+00	0.00E+00	5.74E-07	0.00E+00	0.00E+00	0.00E+00	0.00E+00
Infant	0.00E+00	0.00E+00	4.63E-07	0.00E+00	0.00E+00	0.00E+00	0.00E+00

Rb-86 Gaseous release (mrem/Ci released)							
	Bone	Liver	T.Body	Thyroid	Kidney	Lung	GI-LLI
Adult	1.68E-03	1.94E-01	9.13E-02	1.68E-03	1.68E-03	1.68E-03	3.94E-02
Teen	1.68E-03	3.04E-01	1.44E-01	1.68E-03	1.68E-03	1.68E-03	4.62E-02
Child	1.68E-03	5.41E-01	3.33E-01	1.68E-03	1.68E-03	1.68E-03	3.62E-02
Infant	1.68E-03	1.08E+00	5.32E-01	1.68E-03	1.68E-03	1.68E-03	2.91E-02

Rb-88 Gaseous release (mrem/Ci released)							
	Bone	Liver	T.Body	Thyroid	Kidney	Lung	GI-LLI
Adult	6.15E-06	1.49E-05	1.05E-05	6.15E-06	6.15E-06	6.15E-06	6.15E-06
Teen	6.15E-06	1.86E-05	1.23E-05	6.15E-06	6.15E-06	6.15E-06	6.15E-06
Child	6.15E-06	1.89E-05	1.45E-05	6.15E-06	6.15E-06	6.15E-06	6.55E-06
Infant	6.15E-06	1.88E-05	1.27E-05	6.15E-06	6.15E-06	6.15E-06	1.38E-05



OFFSITE DOSE CALCULATION MANUAL

APPENDIX L  
GASEOUS EFFLUENT DOSE CONVERSION FACTORS

Rb-89 Gaseous release (mrem/Ci released)							
	Bone	Liver	T.Body	Thyroid	Kidney	Lung	GI-LLI
Adult	2.29E-05	2.88E-05	2.68E-05	2.29E-05	2.29E-05	2.29E-05	2.29E-05
Teen	2.29E-05	3.09E-05	2.82E-05	2.29E-05	2.29E-05	2.29E-05	2.29E-05
Child	2.29E-05	3.08E-05	2.95E-05	2.29E-05	2.29E-05	2.29E-05	2.30E-05
Infant	2.29E-05	3.02E-05	2.76E-05	2.29E-05	2.29E-05	2.29E-05	2.45E-05

Sr-89 Gaseous release (mrem/Ci released)							
	Bone	Liver	T.Body	Thyroid	Kidney	Lung	GI-LLI
Adult	1.96E+00	4.05E-06	5.64E-02	4.05E-06	4.05E-06	3.17E-02	3.23E-01
Teen	3.00E+00	4.05E-06	8.60E-02	4.05E-06	4.05E-06	5.48E-02	3.65E-01
Child	7.13E+00	4.05E-06	2.04E-01	4.05E-06	4.05E-06	4.89E-02	2.79E-01
Infant	9.47E-01	4.05E-06	2.72E-02	4.05E-06	4.05E-06	4.60E-02	2.07E-02

Sr-90 Gaseous release (mrem/Ci released)							
	Bone	Liver	T.Body	Thyroid	Kidney	Lung	GI-LLI
Adult	1.55E+02	1.73E-03	3.13E+00	1.73E-03	1.73E-03	2.19E-01	5.30E+00
Teen	2.06E+02	1.73E-03	4.13E+00	1.73E-03	1.73E-03	3.75E-01	6.39E+00
Child	4.18E+02	1.73E-03	8.41E+00	1.73E-03	1.73E-03	3.36E-01	3.74E+00
Infant	2.91E+01	1.73E-03	5.92E-01	1.73E-03	1.73E-03	2.57E-01	2.39E-01

Sr-91 Gaseous release (mrem/Ci released)							
	Bone	Liver	T.Body	Thyroid	Kidney	Lung	GI-LLI
Adult	4.61E-04	4.02E-04	4.04E-04	4.02E-04	4.02E-04	1.23E-03	5.01E-03
Teen	4.59E-04	4.02E-04	4.04E-04	4.02E-04	4.02E-04	1.78E-03	6.53E-03
Child	5.08E-04	4.02E-04	4.06E-04	4.02E-04	4.02E-04	1.61E-03	4.57E-03
Infant	4.17E-04	4.02E-04	4.03E-04	4.02E-04	4.02E-04	1.60E-03	2.08E-03

Sr-92 Gaseous release (mrem/Ci released)							
	Bone	Liver	T.Body	Thyroid	Kidney	Lung	GI-LLI
Adult	1.46E-04	1.45E-04	1.45E-04	1.45E-04	1.45E-04	5.19E-04	1.12E-03
Teen	1.46E-04	1.45E-04	1.45E-04	1.45E-04	1.45E-04	7.67E-04	2.85E-03
Child	1.46E-04	1.45E-04	1.45E-04	1.45E-04	1.45E-04	6.90E-04	5.64E-03
Infant	1.46E-04	1.45E-04	1.45E-04	1.45E-04	1.45E-04	6.85E-04	3.32E-03

Y-90 Gaseous release (mrem/Ci released)							
	Bone	Liver	T.Body	Thyroid	Kidney	Lung	GI-LLI
Adult	5.07E-05	8.40E-07	2.18E-06	8.40E-07	8.40E-07	3.84E-03	3.79E-02
Teen	7.08E-05	8.40E-07	2.72E-06	8.40E-07	8.40E-07	6.64E-03	3.19E-02
Child	9.83E-05	8.40E-07	3.46E-06	8.40E-07	8.40E-07	5.93E-03	1.84E-02
Infant	7.54E-05	8.40E-07	2.84E-06	8.40E-07	8.40E-07	6.09E-03	2.40E-03

OFFSITE DOSE CALCULATION MANUAL

APPENDIX L  
GASEOUS EFFLUENT DOSE CONVERSION FACTORS

Y-91m		Gaseous release (mrem/Ci released)					
	Bone	Liver	T.Body	Thyroid	Kidney	Lung	GI-LLI
Adult	1.88E-05	1.88E-05	1.88E-05	1.88E-05	1.88E-05	6.23E-05	1.88E-05
Teen	1.88E-05	1.88E-05	1.88E-05	1.88E-05	1.88E-05	9.13E-05	1.94E-05
Child	1.88E-05	1.88E-05	1.88E-05	1.88E-05	1.88E-05	8.25E-05	5.77E-05
Infant	1.88E-05	1.88E-05	1.88E-05	1.88E-05	1.88E-05	8.19E-05	7.21E-05

Y-91		Gaseous release (mrem/Ci released)					
	Bone	Liver	T.Body	Thyroid	Kidney	Lung	GI-LLI
Adult	1.17E-02	2.01E-04	5.09E-04	2.01E-04	2.01E-04	3.88E-02	5.72E-01
Teen	1.67E-02	2.01E-04	6.42E-04	2.01E-04	2.01E-04	6.67E-02	6.27E-01
Child	2.45E-02	2.01E-04	8.48E-04	2.01E-04	2.01E-04	5.97E-02	4.77E-01
Infant	1.35E-02	2.01E-04	5.56E-04	2.01E-04	2.01E-04	5.57E-02	2.21E-03

Y-92		Gaseous release (mrem/Ci released)					
	Bone	Liver	T.Body	Thyroid	Kidney	Lung	GI-LLI
Adult	3.40E-05	3.38E-05	3.38E-05	3.38E-05	3.38E-05	3.89E-04	1.70E-03
Teen	3.41E-05	3.38E-05	3.38E-05	3.38E-05	3.38E-05	6.41E-04	3.77E-03
Child	3.42E-05	3.38E-05	3.38E-05	3.38E-05	3.38E-05	5.76E-04	5.46E-03
Infant	3.41E-05	3.38E-05	3.38E-05	3.38E-05	3.38E-05	5.89E-04	2.90E-03

Y-93		Gaseous release (mrem/Ci released)					
	Bone	Liver	T.Body	Thyroid	Kidney	Lung	GI-LLI
Adult	3.68E-05	3.47E-05	3.47E-05	3.47E-05	3.47E-05	1.13E-03	1.06E-02
Teen	3.77E-05	3.47E-05	3.47E-05	3.47E-05	3.47E-05	1.92E-03	1.41E-02
Child	3.89E-05	3.47E-05	3.48E-05	3.47E-05	3.47E-05	1.72E-03	9.67E-03
Infant	3.74E-04	3.47E-05	3.47E-05	3.47E-05	3.47E-05	1.77E-03	3.81E-03

Zr-95		Gaseous release (mrem/Ci released)					
	Bone	Liver	T.Body	Thyroid	Kidney	Lung	GI-LLI
Adult	4.86E-02	4.67E-02	4.64E-02	4.58E-02	4.72E-02	8.59E-02	4.25E-01
Teen	4.95E-02	4.70E-02	4.66E-02	4.58E-02	4.75E-02	1.07E-01	3.68E-01
Child	5.10E-02	4.69E-02	4.68E-02	4.58E-02	4.75E-02	9.64E-02	2.59E-01
Infant	4.84E-02	4.64E-02	4.63E-02	4.58E-02	4.65E-02	8.55E-02	4.64E-02

Zr-97		Gaseous release (mrem/Ci released)					
	Bone	Liver	T.Body	Thyroid	Kidney	Lung	GI-LLI
Adult	5.53E-04	5.51E-04	5.51E-04	5.51E-04	5.51E-04	2.33E-03	1.63E-02
Teen	5.54E-04	5.51E-04	5.51E-04	5.51E-04	5.52E-04	3.49E-03	1.79E-02
Child	5.55E-04	5.51E-04	5.51E-04	5.51E-04	5.52E-04	3.12E-03	1.08E-02
Infant	5.54E-04	5.51E-04	5.51E-04	5.51E-04	5.51E-04	3.05E-03	3.73E-03

OFFSITE DOSE CALCULATION MANUAL

APPENDIX L  
GASEOUS EFFLUENT DOSE CONVERSION FACTORS

Nb-95 Gaseous release (mrem/Ci released)							
	Bone	Liver	T.Body	Thyroid	Kidney	Lung	GI-LLI
Adult	2.60E-02	2.58E-02	2.57E-02	2.55E-02	2.59E-02	3.70E-02	6.10E-01
Teen	2.61E-02	2.59E-02	2.57E-02	2.55E-02	2.59E-02	4.25E-02	3.94E-01
Child	2.63E-02	2.59E-02	2.58E-02	2.55E-02	2.59E-02	3.94E-02	2.32E-01
Infant	2.59E-02	2.57E-02	2.56E-02	2.55E-02	2.56E-02	3.64E-02	3.85E-02

Nb-97 Gaseous release (mrem/Ci released)							
	Bone	Liver	T.Body	Thyroid	Kidney	Lung	GI-LLI
Adult	6.31E-05	6.31E-05	6.31E-05	6.31E-05	6.31E-05	1.17E-04	6.85E-05
Teen	6.31E-05	6.31E-05	6.31E-05	6.31E-05	6.31E-05	1.52E-04	1.12E-04
Child	6.31E-05	6.31E-05	6.31E-05	6.31E-05	6.31E-05	1.40E-04	6.94E-04
Infant	6.31E-05	6.31E-05	6.31E-05	6.31E-05	6.31E-05	1.38E-04	6.72E-04

Mo-99 Gaseous release (mrem/Ci released)							
	Bone	Liver	T.Body	Thyroid	Kidney	Lung	GI-LLI
Adult	7.47E-04	3.07E-03	1.19E-03	7.47E-04	6.00E-03	2.81E-03	1.17E-02
Teen	7.47E-04	3.91E-03	1.35E-03	7.47E-04	7.98E-02	4.23E-03	1.25E-02
Child	7.47E-04	6.01E-03	2.05E-03	7.47E-04	1.20E-02	3.82E-03	7.97E-03
Infant	7.47E-04	1.05E-02	2.65E-03	7.47E-04	1.53E-02	3.80E-03	5.06E-03

Tc-99m Gaseous release (mrem/Ci released)							
	Bone	Liver	T.Body	Thyroid	Kidney	Lung	GI-LLI
Adult	3.44E-05	3.44E-05	3.44E-05	3.44E-05	3.44E-05	5.17E-05	1.30E-04
Teen	3.44E-05	3.44E-05	3.44E-05	3.44E-05	3.44E-05	6.05E-05	1.75E-04
Child	3.44E-05	3.44E-05	3.44E-05	3.44E-05	3.44E-05	5.59E-05	1.45E-04
Infant	3.44E-05	3.44E-05	3.44E-05	3.44E-05	3.44E-05	5.28E-05	8.12E-05

Tc-99 Gaseous release (mrem/Ci released)							
	Bone	Liver	T.Body	Thyroid	Kidney	Lung	GI-LLI
Adult	6.08E-02	9.02E-02	2.48E-02	5.65E-04	1.13E+00	2.65E-02	2.93E+00
Teen	6.50E-02	9.52E-02	2.64E-02	5.65E-04	1.20E+00	4.19E-02	2.32E+00
Child	1.37E-01	1.52E-01	5.50E-02	5.65E-04	1.79E+00	4.22E-02	1.59E+00
Infant	7.38E-02	9.96E-02	3.14E-02	5.65E-04	8.35E-01	3.17E-02	4.29E-01

Tc-101 Gaseous release (mrem/Ci released)							
	Bone	Liver	T.Body	Thyroid	Kidney	Lung	GI-LLI
Adult	3.81E-06	3.81E-06	3.81E-06	3.81E-06	3.81E-06	1.29E-05	3.81E-06
Teen	3.81E-06	3.81E-06	3.81E-06	3.81E-06	3.81E-06	1.89E-05	3.81E-06
Child	3.81E-06	3.81E-06	3.81E-06	3.81E-06	3.81E-06	1.71E-05	4.18E-06
Infant	3.81E-06	3.81E-06	3.81E-06	3.81E-06	3.81E-06	1.70E-05	2.29E-05

OFFSITE DOSE CALCULATION MANUAL

APPENDIX L  
GASEOUS EFFLUENT DOSE CONVERSION FACTORS

Ru-103		Gaseous release (mrem/Ci released)					
	Bone	Liver	T.Body	Thyroid	Kidney	Lung	GI-LLI
Adult	2.80E-02	2.02E-02	2.36E-02	2.02E-02	5.00E-02	3.17E-02	9.30E-01
Teen	2.71E-02	2.02E-02	2.32E-02	2.02E-02	4.46E-02	3.80E-02	5.97E-01
Child	3.33E-02	2.02E-02	2.52E-02	2.02E-02	5.31E-02	3.52E-02	3.57E-01
Infant	2.03E-02	2.02E-02	2.02E-02	2.02E-02	2.03E-02	3.27E-02	2.06E-02

Ru-105		Gaseous release (mrem/Ci released)					
	Bone	Liver	T.Body	Thyroid	Kidney	Lung	GI-LLI
Adult	1.19E-04	1.19E-04	1.19E-04	1.19E-04	1.19E-04	3.68E-04	1.22E-03
Teen	1.19E-04	1.19E-04	1.19E-04	1.19E-04	1.19E-04	5.31E-04	2.18E-03
Child	1.19E-04	1.19E-04	1.19E-04	1.19E-04	1.19E-04	4.80E-04	2.39E-03
Infant	1.19E-04	1.19E-04	1.19E-04	1.19E-04	1.19E-04	4.74E-04	1.22E-03

Ru-106		Gaseous release (mrem/Ci released)					
	Bone	Liver	T.Body	Thyroid	Kidney	Lung	GI-LLI
Adult	4.92E-01	7.99E-02	1.32E-01	7.99E-02	8.75E-01	2.92E-01	2.66E+01
Teen	4.55E-01	7.99E-02	1.27E-01	7.99E-02	8.04E-01	4.44E-01	1.80E+01
Child	8.17E-01	7.99E-02	1.72E-01	7.99E-02	1.07E+00	4.04E-01	1.15E+01
Infant	8.19E-02	7.99E-02	8.02E-02	7.99E-02	8.24E-02	3.42E-01	8.38E-02

Rh-105		Gaseous release (mrem/Ci released)					
	Bone	Liver	T.Body	Thyroid	Kidney	Lung	GI-LLI
Adult	2.59E-04	2.47E-04	2.36E-04	2.15E-04	3.52E-04	6.52E-04	7.29E-03
Teen	2.74E-04	2.58E-04	2.43E-04	2.15E-04	3.97E-04	9.57E-04	7.86E-03
Child	3.46E-04	2.85E-04	2.75E-04	2.15E-04	4.95E-04	8.71E-04	5.67E-03
Infant	4.04E-04	3.39E-04	2.98E-04	2.15E-04	5.59E-04	8.75E-04	3.72E-03

Ag-110m		Gaseous release (mrem/Ci released)					
	Bone	Liver	T.Body	Thyroid	Kidney	Lung	GI-LLI
Adult	6.54E-01	6.53E-01	6.49E-01	6.43E-01	6.63E-01	7.48E-01	4.66E+00
Teen	6.60E-01	6.59E-01	6.53E-01	6.43E-01	6.73E-01	7.96E-01	4.97E+00
Child	6.78E-01	6.67E-01	6.62E-01	6.43E-01	6.87E-01	7.67E-01	3.44E+00
Infant	6.94E-01	6.80E-01	6.68E-01	6.43E-01	6.96E-01	7.26E-01	2.54E+00

Sn-113		Gaseous release (mrem/Ci released)					
	Bone	Liver	T.Body	Thyroid	Kidney	Lung	GI-LLI
Adult	3.36E-02	9.69E-03	8.58E-02	7.30E-03	1.13E-02	2.04E-02	8.76E-01
Teen	2.97E-02	9.83E-03	8.69E-02	7.17E-03	1.12E-02	2.30E-02	8.68E-01
Child	5.55E-02	1.57E-02	1.71E-01	9.15E-03	1.62E-02	2.19E-02	1.84E+00
Infant	2.56E-02	8.94E-03	6.07E-02	6.98E-03	8.87E-03	1.65E-02	6.09E-01

OFFSITE DOSE CALCULATION MANUAL

APPENDIX L  
GASEOUS EFFLUENT DOSE CONVERSION FACTORS

Sn-117m Gaseous release (mrem/Ci released)							
	Bone	Liver	T.Body	Thyroid	Kidney	Lung	GI-LLI
Adult	1.09E-02	4.16E-03	1.46E-02	3.97E-03	4.26E-03	1.67E-02	1.08E-01
Teen	9.38E-03	4.16E-03	1.44E-02	3.97E-03	4.23E-03	2.01E-02	9.94E-02
Child	1.54E-02	4.45E-03	2.18E-02	4.01E-03	4.44E-03	1.40E-02	1.97E-01
Infant	1.35E-02	4.31E-03	1.70E-02	4.03E-03	4.25E-03	1.16E-02	1.44E-01

Sb-122 Gaseous release (mrem/Ci released)							
	Bone	Liver	T.Body	Thyroid	Kidney	Lung	GI-LLI
Adult	2.52E-03	2.41E-03	4.93E-03	2.30E-03	2.36E-03	5.99E-03	2.60E-02
Teen	2.48E-03	2.42E-03	5.02E-03	2.30E-03	2.36E-03	6.79E-03	2.51E-02
Child	2.65E-03	2.51E-03	6.83E-03	2.32E-03	2.41E-03	5.42E-03	4.75E-02
Infant	2.75E-03	2.60E-03	7.00E-03	2.37E-03	2.43E-03	4.95E-03	4.91E-02

Sb-124 Gaseous release (mrem/Ci released)							
	Bone	Liver	T.Body	Thyroid	Kidney	Lung	GI-LLI
Adult	2.20E-01	1.97E-01	2.06E-01	1.96E-01	1.96E-01	2.70E-01	8.48E-01
Teen	2.31E-01	1.97E-01	2.10E-01	1.96E-01	1.96E-01	3.13E-01	8.75E-01
Child	2.73E-01	1.97E-01	2.23E-01	1.97E-01	1.96E-01	3.12E-01	6.72E-01
Infant	2.14E-01	1.97E-01	2.02E-01	1.96E-01	1.96E-01	2.77E-01	2.50E-01

Sb-125 Gaseous release (mrem/Ci released)							
	Bone	Liver	T.Body	Thyroid	Kidney	Lung	GI-LLI
Adult	8.30E-01	7.99E-01	8.06E-01	7.98E-01	7.98E-01	8.61E-01	1.14E+00
Teen	8.47E-01	7.99E-01	8.10E-01	7.98E-01	7.98E-01	9.01E-01	1.16E+00
Child	9.09E-01	7.99E-01	8.21E-01	7.98E-01	7.98E-01	9.11E-01	1.06E+00
Infant	8.21E-01	7.98E-01	8.03E-01	7.98E-01	7.98E-01	8.32E-01	8.27E-01

Te-125m Gaseous release (mrem/Ci released)							
	Bone	Liver	T.Body	Thyroid	Kidney	Lung	GI-LLI
Adult	5.63E-02	2.06E-02	7.80E-03	1.71E-02	2.28E-01	7.40E-03	2.25E-01
Teen	6.48E-02	2.35E-02	8.91E-03	1.83E-02	2.90E-04	1.24E-02	1.92E-01
Child	1.40E-01	3.81E-02	1.89E-02	3.94E-02	2.90E-04	1.11E-02	1.35E-01
Infant	1.38E-02	4.82E-03	2.12E-03	4.84E-03	2.90E-04	1.04E-02	6.97E-03

Te-127m Gaseous release (mrem/Ci released)							
	Bone	Liver	T.Body	Thyroid	Kidney	Lung	GI-LLI
Adult	2.38E-01	8.50E-02	2.90E-02	6.07E-02	9.65E-01	2.18E-02	7.99E-01
Teen	2.76E-01	9.78E-02	3.28E-02	6.56E-02	1.12E+00	3.76E-02	6.89E-01
Child	6.01E-01	1.62E-01	7.14E-02	1.44E-01	1.71E+00	3.36E-02	4.88E-01
Infant	5.23E-02	1.74E-02	6.35E-03	1.51E-02	1.29E-01	2.97E-02	2.16E-02

OFFSITE DOSE CALCULATION MANUAL

APPENDIX L  
GASEOUS EFFLUENT DOSE CONVERSION FACTORS

Te-127 Gaseous release (mrem/Ci released)							
	Bone	Liver	T.Body	Thyroid	Kidney	Lung	GI-LLI
Adult	1.75E-06	9.90E-07	8.18E-07	1.44E-06	5.39E-06	1.48E-04	1.39E-03
Teen	1.73E-06	9.78E-07	8.11E-07	1.36E-06	5.26E-06	2.54E-04	1.92E-03
Child	2.73E-06	1.15E-06	1.02E-06	2.06E-06	6.70E-06	2.28E-04	1.36E-03
Infant	9.22E-07	6.86E-07	6.38E-07	8.54E-07	1.43E-06	2.35E-04	5.59E-04

Te-129m Gaseous release (mrem/Ci released)							
	Bone	Liver	T.Body	Thyroid	Kidney	Lung	GI-LLI
Adult	1.36E-01	5.32E-02	2.47E-02	4.92E-02	5.57E-01	3.00E-02	6.78E-01
Teen	1.52E-01	5.87E-02	2.71E-02	5.15E-02	6.23E-01	4.85E-02	5.67E-01
Child	3.21E-01	9.25E-02	5.30E-02	1.06E-01	9.37E-01	4.36E-02	3.95E-01
Infant	4.01E-02	1.62E-02	9.31E-03	1.77E-02	9.46E-02	4.18E-02	2.68E-02

Te-129 Gaseous release (mrem/Ci released)							
	Bone	Liver	T.Body	Thyroid	Kidney	Lung	GI-LLI
Adult	4.91E-06	4.91E-06	4.91E-06	4.91E-06	4.91E-06	4.88E-05	8.46E-06
Teen	4.91E-06	4.91E-06	4.91E-06	4.91E-06	4.92E-06	7.96E-05	4.15E-05
Child	4.91E-06	4.91E-06	4.91E-06	4.91E-06	4.91E-06	7.14E-05	5.83E-04
Infant	4.91E-06	4.91E-06	4.91E-06	4.91E-06	4.91E-06	7.28E-05	6.01E-04

Te-131m Gaseous release (mrem/Ci released)							
	Bone	Liver	T.Body	Thyroid	Kidney	Lung	GI-LLI
Adult	1.85E-03	1.73E-03	1.71E-03	1.80E-03	2.73E-03	4.92E-03	2.50E-02
Teen	1.85E-03	1.73E-03	1.71E-03	1.78E-03	2.75E-03	7.01E-03	2.43E-02
Child	2.06E-03	1.77E-03	1.78E-03	1.93E-03	3.07E-03	6.28E-03	1.46E-02
Infant	1.81E-03	1.70E-03	1.69E-03	1.78E-03	2.15E-03	6.13E-03	5.60E-03

Te-131 Gaseous release (mrem/Ci released)							
	Bone	Liver	T.Body	Thyroid	Kidney	Lung	GI-LLI
Adult	5.46E-06	5.46E-06	5.46E-06	5.46E-06	5.46E-06	3.70E-05	5.88E-06
Teen	5.46E-06	5.46E-06	5.46E-06	5.46E-06	5.47E-06	5.84E-05	5.81E-06
Child	5.46E-06	5.46E-06	5.46E-06	5.46E-06	5.47E-06	5.20E-05	3.57E-05
Infant	5.46E-06	5.46E-06	5.46E-06	5.46E-06	5.46E-06	5.21E-05	1.92E-04

Te-132 Gaseous release (mrem/Ci released)							
	Bone	Liver	T.Body	Thyroid	Kidney	Lung	GI-LLI
Adult	1.80E-03	1.44E-03	1.40E-03	1.51E-03	7.14E-03	7.31E-03	4.34E-02
Teen	1.80E-03	1.43E-03	1.39E-03	1.46E-03	7.00E-03	1.10E-02	3.17E-02
Child	2.73E-03	1.64E-03	1.82E-03	2.04E-03	8.80E-03	9.33E-03	1.26E-02
Infant	1.77E-03	1.27E-03	1.24E-03	1.51E-03	3.86E-03	8.49E-03	3.59E-03

OFFSITE DOSE CALCULATION MANUAL

APPENDIX L  
GASEOUS EFFLUENT DOSE CONVERSION FACTORS

I-130 Gaseous release (mrem/Ci released)							
	Bone	Liver	T.Body	Thyroid	Kidney	Lung	GI-LLI
Adult	1.18E-03	1.47E-03	1.21E-03	3.84E-02	1.72E-03	1.03E-03	1.32E-03
Teen	1.22E-03	1.58E-03	1.25E-03	4.65E-02	1.88E-03	1.03E-03	1.35E-03
Child	1.31E-03	1.60E-03	1.32E-03	6.46E-02	1.88E-03	1.03E-03	1.24E-03
Infant	1.26E-03	1.53E-03	1.23E-03	5.77E-02	1.58E-03	1.03E-03	1.12E-03

I-131 Gaseous release (mrem/Ci released)							
	Bone	Liver	T.Body	Thyroid	Kidney	Lung	GI-LLI
Adult	1.84E-02	2.49E-02	1.56E-02	7.11E+00	4.03E-02	3.21E-03	8.86E-03
Teen	2.37E-02	3.19E-02	1.86E-02	8.39E+00	5.26E-02	3.21E-03	8.82E-03
Child	4.79E-02	4.82E-02	2.88E-02	1.49E+01	7.71E-02	3.21E-03	7.18E-03
Infant	6.66E-02	7.78E-02	3.60E-02	2.45E+01	9.04E-02	3.21E-03	5.86E-03

I-132 Gaseous release (mrem/Ci released)							
	Bone	Liver	T.Body	Thyroid	Kidney	Lung	GI-LLI
Adult	2.57E-04	3.05E-04	2.57E-04	2.82E-03	3.49E-04	2.31E-04	2.40E-04
Teen	2.67E-04	3.30E-04	2.67E-04	3.66E-03	3.88E-04	2.31E-04	2.60E-04
Child	2.79E-04	3.23E-04	2.74E-04	4.62E-03	3.73E-04	2.31E-04	3.04E-04
Infant	2.69E-04	3.11E-04	2.60E-04	4.07E-03	3.21E-04	2.31E-04	2.74E-04

I-133 Gaseous release (mrem/Ci released)							
	Bone	Liver	T.Body	Thyroid	Kidney	Lung	GI-LLI
Adult	9.40E-04	1.29E-03	7.12E-04	1.22E-01	1.91E-03	4.59E-04	1.11E-03
Teen	1.08E-03	1.51E-03	7.79E-04	1.49E-01	2.30E-03	4.59E-04	1.14E-03
Child	1.57E-03	1.82E-03	9.75E-04	2.56E-01	2.73E-03	4.59E-04	9.47E-04
Infant	1.61E-03	2.13E-03	9.48E-04	3.06E-01	2.42E-03	4.59E-04	7.17E-04

I-134 Gaseous release (mrem/Ci released)							
	Bone	Liver	T.Body	Thyroid	Kidney	Lung	GI-LLI
Adult	9.82E-05	1.23E-04	9.76E-05	7.60E-04	1.46E-04	8.36E-05	8.36E-05
Teen	1.04E-04	1.36E-04	1.03E-04	9.79E-04	1.67E-04	8.36E-05	8.41E-05
Child	1.10E-04	1.33E-04	1.06E-04	1.23E-03	1.58E-04	8.36E-05	1.05E-04
Infant	1.04E-04	1.26E-04	9.87E-05	1.09E-03	1.31E-04	8.36E-05	1.13E-04

I-135 Gaseous release (mrem/Ci released)							
	Bone	Liver	T.Body	Thyroid	Kidney	Lung	GI-LLI
Adult	5.34E-04	6.38E-04	5.32E-04	1.13E-02	7.38E-04	4.70E-04	6.00E-04
Teen	5.57E-04	6.93E-04	5.53E-04	1.52E-02	8.22E-04	4.70E-04	6.38E-04
Child	5.88E-04	6.80E-04	5.70E-04	1.95E-02	7.93E-04	4.70E-04	5.80E-04
Infant	5.60E-04	6.47E-04	5.35E-04	1.67E-02	6.68E-04	4.70E-04	5.13E-04



OFFSITE DOSE CALCULATION MANUAL

APPENDIX L  
GASEOUS EFFLUENT DOSE CONVERSION FACTORS

Cs-134 Gaseous release (mrem/Ci released)							
	Bone	Liver	T.Body	Thyroid	Kidney	Lung	GI-LLI
Adult	3.02E+00	5.41E+00	4.66E+00	1.29E+00	2.62E+00	1.73E+00	1.36E+00
Teen	4.02E+00	7.73E+00	4.28E+00	1.29E+00	3.33E+00	2.07E+00	1.37E+00
Child	7.49E+00	1.15E+01	3.43E+00	1.29E+00	4.44E+00	2.42E+00	1.34E+00
Infant	6.35E+00	1.07E+01	2.24E+00	1.29E+00	3.72E+00	2.28E+00	1.31E+00

Cs-134m Gaseous release (mrem/Ci released)							
	Bone	Liver	T.Body	Thyroid	Kidney	Lung	GI-LLI
Adult	8.85E-06	1.18E-05	9.08E-06	5.96E-06	9.28E-06	6.50E-06	7.40E-06
Teen	9.95E-06	1.39E-05	1.02E-05	5.96E-06	1.06E-05	6.79E-06	9.63E-06
Child	1.13E-05	1.34E-05	1.11E-05	5.96E-06	1.01E-05	6.66E-06	1.26E-05
Infant	1.02E-05	1.26E-05	9.49E-06	5.96E-06	8.66E-06	6.60E-06	9.64E-06

Cs-136 Gaseous release (mrem/Ci released)							
	Bone	Liver	T.Body	Thyroid	Kidney	Lung	GI-LLI
Adult	4.97E-02	1.13E-01	8.92E-02	2.82E-02	7.54E-02	3.47E-02	3.77E-02
Teen	5.85E-02	1.47E-01	1.08E-01	2.82E-02	9.31E-02	3.85E-02	3.77E-02
Child	9.21E-02	2.04E-01	1.42E-01	2.82E-02	1.22E-01	4.22E-02	3.44E-02
Infant	1.20E-01	2.97E-01	1.29E-01	2.82E-02	1.36E-01	5.02E-02	3.23E-02

Cs-137 Gaseous release (mrem/Ci released)							
	Bone	Liver	T.Body	Thyroid	Kidney	Lung	GI-LLI
Adult	4.42E+00	5.34E+00	4.16E+00	1.93E+00	3.09E+00	2.31E+00	2.00E+00
Teen	6.05E+00	7.40E+00	3.84E+00	1.93E+00	3.79E+00	2.65E+00	2.01E+00
Child	1.17E+01	1.13E+01	3.31E+00	1.93E+00	4.97E+00	3.02E+00	1.99E+00
Infant	9.68E+00	1.10E+01	2.57E+00	1.93E+00	4.36E+00	2.92E+00	1.96E+00

Cs-138 Gaseous release (mrem/Ci released)							
	Bone	Liver	T.Body	Thyroid	Kidney	Lung	GI-LLI
Adult	7.47E-05	8.12E-05	7.45E-05	6.72E-05	7.81E-05	6.83E-05	6.72E-05
Teen	7.77E-05	8.66E-05	7.73E-05	6.72E-05	8.22E-05	6.90E-05	6.72E-05
Child	8.15E-05	8.62E-05	7.98E-05	6.72E-05	8.13E-05	6.87E-05	7.33E-05
Infant	7.86E-05	8.49E-05	7.62E-05	6.72E-05	7.65E-05	6.87E-05	8.70E-05

Ba-139 Gaseous release (mrem/Ci released)							
	Bone	Liver	T.Body	Thyroid	Kidney	Lung	GI-LLI
Adult	2.00E-05	2.00E-05	2.00E-05	2.00E-05	2.00E-05	1.05E-04	4.03E-05
Teen	2.00E-05	2.00E-05	2.00E-05	2.00E-05	2.00E-05	1.66E-04	1.66E-04
Child	2.00E-05	2.00E-05	2.00E-05	2.00E-05	2.00E-05	1.51E-04	1.33E-03
Infant	2.00E-05	2.00E-05	2.00E-05	2.00E-05	2.00E-05	1.55E-04	1.18E-03

OFFSITE DOSE CALCULATION MANUAL

APPENDIX L  
GASEOUS EFFLUENT DOSE CONVERSION FACTORS

Ba-140 Gaseous release (mrem/Ci released)							
	Bone	Liver	T.Body	Thyroid	Kidney	Lung	GI-LLI
Adult	3.11E-02	3.86E-03	5.62E-03	3.83E-03	3.84E-03	3.27E-02	6.32E-02
Teen	3.40E-02	3.87E-03	5.77E-03	3.83E-03	3.84E-03	4.99E-02	5.36E-02
Child	6.42E-02	3.88E-03	7.35E-03	3.83E-03	3.85E-03	4.34E-02	3.59E-02
Infant	1.61E-02	3.84E-03	4.46E-03	3.83E-03	3.83E-03	4.00E-02	7.40E-03

Ba-141 Gaseous release (mrem/Ci released)							
	Bone	Liver	T.Body	Thyroid	Kidney	Lung	GI-LLI
Adult	7.82E-06	7.82E-06	7.82E-06	7.82E-06	7.82E-06	5.17E-05	7.82E-06
Teen	7.82E-06	7.82E-06	7.82E-06	7.82E-06	7.82E-06	8.23E-05	7.82E-06
Child	7.82E-06	7.82E-06	7.82E-06	7.82E-06	7.82E-06	7.40E-05	1.41E-05
Infant	7.82E-06	7.82E-06	7.82E-06	7.82E-06	7.82E-06	7.51E-05	1.15E-04

Ba-142 Gaseous release (mrem/Ci released)							
	Bone	Liver	T.Body	Thyroid	Kidney	Lung	GI-LLI
Adult	8.40E-06	8.40E-06	8.40E-06	8.40E-06	8.40E-06	3.54E-05	8.40E-06
Teen	8.40E-06	8.40E-06	8.40E-06	8.40E-06	8.40E-06	5.17E-05	8.40E-06
Child	8.40E-06	8.40E-06	8.40E-06	8.40E-06	8.40E-06	4.56E-05	8.46E-06
Infant	8.40E-06	8.40E-06	8.40E-06	8.40E-06	8.40E-06	4.36E-05	2.41E-05

La-140 Gaseous release (mrem/Ci released)							
	Bone	Liver	T.Body	Thyroid	Kidney	Lung	GI-LLI
Adult	3.61E-03	3.60E-03	3.60E-03	3.60E-03	3.60E-03	6.68E-03	2.77E-02
Teen	3.61E-03	3.61E-03	3.60E-03	3.60E-03	3.60E-03	8.46E-03	2.42E-02
Child	3.62E-03	3.61E-03	3.60E-03	3.60E-03	3.60E-03	7.74E-03	1.46E-02
Infant	3.61E-03	3.61E-03	3.60E-03	3.60E-03	3.60E-03	7.41E-03	5.53E-03

La-142 Gaseous release (mrem/Ci released)							
	Bone	Liver	T.Body	Thyroid	Kidney	Lung	GI-LLI
Adult	1.38E-04	1.38E-04	1.38E-04	1.38E-04	1.38E-04	2.81E-04	1.86E-04
Teen	1.38E-04	1.38E-04	1.38E-04	1.38E-04	1.38E-04	3.68E-04	4.10E-04
Child	1.38E-04	1.38E-04	1.38E-04	1.38E-04	1.38E-04	3.35E-04	1.86E-03
Infant	1.38E-04	1.38E-04	1.38E-04	1.38E-04	1.38E-04	3.24E-04	1.49E-03

Ce-141 Gaseous release (mrem/Ci released)							
	Bone	Liver	T.Body	Thyroid	Kidney	Lung	GI-LLI
Adult	3.05E-03	2.89E-03	2.59E-03	2.56E-03	2.71E-03	1.08E-02	1.02E-01
Teen	3.25E-03	3.02E-03	2.61E-03	2.56E-03	2.78E-03	1.65E-02	1.07E-01
Child	3.57E-03	3.06E-03	2.63E-03	2.56E-03	2.78E-03	1.49E-02	8.07E-02
Infant	3.19E-03	2.94E-03	2.60E-03	2.56E-03	2.68E-03	1.43E-02	3.86E-03

OFFSITE DOSE CALCULATION MANUAL

APPENDIX L  
GASEOUS EFFLUENT DOSE CONVERSION FACTORS

Ce-143 Gaseous release (mrem/Ci released)							
	Bone	Liver	T.Body	Thyroid	Kidney	Lung	GI-LLI
Adult	4.38E-04	5.76E-04	4.33E-04	4.33E-04	4.35E-04	2.24E-03	1.08E-02
Teen	4.40E-04	5.67E-04	4.34E-04	4.33E-04	4.35E-04	3.39E-03	1.01E-02
Child	4.42E-04	6.17E-04	4.34E-04	4.33E-04	4.35E-04	3.05E-03	5.94E-03
Infant	4.40E-04	4.50E-04	4.34E-04	4.33E-04	4.35E-04	3.07E-03	1.63E-03

Ce-144 Gaseous release (mrem/Ci released)							
	Bone	Liver	T.Body	Thyroid	Kidney	Lung	GI-LLI
Adult	9.69E-02	4.80E-02	1.75E-02	1.30E-02	3.38E-02	1.89E-01	2.10E+00
Teen	1.34E-01	6.29E-02	1.95E-02	1.30E-02	4.28E-02	3.16E-01	2.47E+00
Child	1.90E-01	6.83E-02	2.25E-02	1.30E-02	4.37E-02	2.84E-01	1.92E+00
Infant	8.57E-02	4.06E-02	1.70E-02	1.30E-02	2.53E-02	2.36E-01	3.32E-02

Pr-143 Gaseous release (mrem/Ci released)							
	Bone	Liver	T.Body	Thyroid	Kidney	Lung	GI-LLI
Adult	2.25E-04	9.01E-05	1.11E-05	0.00E+00	5.19E-05	6.36E-03	6.00E-02
Teen	3.17E-04	1.26E-04	1.57E-05	0.00E+00	7.32E-05	1.10E-02	5.06E-02
Child	4.47E-04	1.34E-04	2.21E-05	0.00E+00	7.27E-05	9.81E-03	3.32E-02
Infant	3.17E-04	1.19E-04	1.58E-05	0.00E+00	4.48E-05	9.81E-03	8.80E-04

Pr-144 Gaseous release (mrem/Ci released)							
	Bone	Liver	T.Body	Thyroid	Kidney	Lung	GI-LLI
Adult	3.44E-07	3.44E-07	3.43E-07	3.43E-07	3.44E-07	2.34E-05	3.43E-07
Teen	3.44E-07	3.44E-07	3.43E-07	3.43E-07	3.44E-07	4.01E-05	3.43E-07
Child	3.45E-07	3.44E-07	3.43E-07	3.43E-07	3.44E-07	3.58E-05	4.80E-06
Infant	3.44E-07	3.44E-07	3.43E-07	3.43E-07	3.44E-07	3.68E-05	9.74E-05

Nd-147 Gaseous release (mrem/Ci released)							
	Bone	Liver	T.Body	Thyroid	Kidney	Lung	GI-LLI
Adult	1.70E-03	1.72E-03	1.58E-03	1.57E-03	1.66E-03	6.58E-03	4.18E-02
Teen	1.76E-03	1.77E-03	1.58E-03	1.57E-03	1.69E-03	1.00E-02	3.34E-02
Child	1.83E-03	1.78E-03	1.59E-03	1.57E-03	1.69E-03	9.01E-03	2.13E-02
Infant	1.75E-03	1.76E-03	1.58E-03	1.57E-03	1.64E-03	8.87E-03	2.30E-03

Eu-152 Gaseous release (mrem/Ci released)							
	Bone	Liver	T.Body	Thyroid	Kidney	Lung	GI-LLI
Adult	5.62E+00	5.59E+00	5.58E+00	5.57E+00	5.64E+00	5.64E+00	5.99E+00
Teen	5.63E+00	5.59E+00	5.59E+00	5.57E+00	5.64E+00	5.67E+00	5.95E+00
Child	5.65E+00	5.59E+00	5.59E+00	5.57E+00	5.63E+00	5.65E+00	5.83E+00
Infant	5.60E+00	5.58E+00	5.58E+00	5.57E+00	5.59E+00	5.62E+00	5.57E+00

OFFSITE DOSE CALCULATION MANUAL

APPENDIX L  
GASEOUS EFFLUENT DOSE CONVERSION FACTORS

W-187 Gaseous release (mrem/Ci released)							
	Bone	Liver	T.Body	Thyroid	Kidney	Lung	GI-LLI
Adult	4.49E-04	4.48E-04	4.44E-04	4.42E-04	4.42E-04	1.10E-03	6.00E-03
Teen	4.49E-04	4.48E-04	4.44E-04	4.42E-04	4.42E-04	1.52E-03	6.04E-03
Child	4.55E-04	4.50E-04	4.45E-04	4.42E-04	4.42E-04	1.37E-03	3.62E-03
Infant	4.45E-04	4.44E-04	4.42E-04	4.42E-04	4.42E-04	1.34E-03	1.36E-03

U-235 Gaseous release (mrem/Ci released)							
	Bone	Liver	T.Body	Thyroid	Kidney	Lung	GI-LLI
Adult	1.52E+01	1.07E+00	1.93E+00	1.07E+00	4.36E+00	9.96E+00	2.28E+00
Teen	2.35E+01	1.07E+00	2.44E+00	1.07E+00	6.33E+00	1.64E+01	2.52E+00
Child	5.28E+01	1.07E+00	4.20E+00	1.07E+00	9.56E+00	1.47E+01	2.21E+00
Infant	5.48E+00	1.07E+00	1.40E+00	1.07E+00	1.99E+00	1.15E+01	1.12E+00

U-238 Gaseous release (mrem/Ci released)							
	Bone	Liver	T.Body	Thyroid	Kidney	Lung	GI-LLI
Adult	1.35E+01	3.99E-03	8.04E-01	3.99E-03	3.09E+00	8.31E+00	8.54E-01
Teen	2.15E+01	3.99E-03	1.28E+00	3.99E-03	4.93E+00	1.43E+01	1.03E+00
Child	4.95E+01	3.99E-03	2.94E+00	3.99E-03	7.93E+00	1.28E+01	8.04E-01
Infant	4.22E+00	3.99E-03	3.09E-01	3.99E-03	8.62E-01	9.71E+00	3.95E-02

Np-239 Gaseous release (mrem/Ci released)							
	Bone	Liver	T.Body	Thyroid	Kidney	Lung	GI-LLI
Adult	3.26E-04	3.21E-04	3.20E-04	3.20E-04	3.22E-04	1.17E-03	8.40E-03
Teen	3.28E-04	3.21E-04	3.20E-04	3.20E-04	3.22E-04	1.79E-03	7.24E-03
Child	3.31E-04	3.21E-04	3.21E-04	3.20E-04	3.22E-04	1.64E-03	4.32E-03
Infant	3.28E-04	3.21E-04	3.20E-04	3.20E-04	3.22E-04	1.67E-03	8.89E-04

Am-241 Gaseous release (mrem/Ci released)							
	Bone	Liver	T.Body	Thyroid	Kidney	Lung	GI-LLI
Adult	1.95E+02	6.94E+01	1.31E+01	1.97E-01	9.74E+01	1.12E+01	1.27E+00
Teen	2.06E+02	7.93E+01	1.40E+01	1.97E-01	1.04E+02	1.92E+01	1.48E+00
Child	1.65E+02	7.44E+01	1.19E+01	1.97E-01	7.24E+01	1.71E+01	1.20E+00
Infant	5.86E+01	2.70E+01	4.35E+00	1.97E-01	2.54E+01	1.31E+01	1.99E-01

OFFSITE DOSE CALCULATION MANUAL

---

**ACTIVITY RELEASED TO DOSE CONVERSION FACTORS FOR NOBLE GASES**

<b>RADIONUCLIDE</b>	<b>TOTAL BODY DOSE (mrem/Ci)</b>	<b>SKIN DOSE (mrem/Ci)</b>	<b>GAMMA AIR DOSE (mrad/Ci)</b>	<b>BETA AIR DOSE (mrad/Ci)</b>
Kr-83m	1.71E-09	4.81E-07	4.37E-07	6.53E-06
Kr-85m	2.65E-05	6.37E-05	2.79E-05	4.46E-05
Kr-85	3.65E-07	3.08E-05	3.90E-07	4.42E-05
Kr-87	1.34E-04	3.74E-04	1.40E-04	2.33E-04
Kr-88	3.33E-04	4.33E-04	3.44E-04	6.64E-05
Kr-89	3.76E-04	6.60E-04	3.92E-04	2.40E-04
Kr-90	3.53E-04	5.71E-04	3.69E-04	1.77E-04
Xe-131m	2.07E-06	1.47E-05	3.53E-06	2.51E-05
Xe-133m	5.69E-06	3.07E-05	7.41E-06	3.35E-05
Xe-133	6.66E-06	1.57E-05	8.00E-06	2.38E-05
Xe-135m	7.07E-05	9.98E-05	7.61E-05	1.67E-05
Xe-135	4.10E-05	9.00E-05	4.35E-05	5.57E-05
Xe-137	3.22E-05	3.14E-04	3.42E-05	2.88E-04
Xe-138	2.00E-04	3.23E-04	2.09E-04	1.08E-04
Ar-41	2.00E-04	2.93E-04	2.11E-04	7.43E-05

## **APPENDIX 3**

NextEra Energy Point Beach, LLC

Offsite Dose Calculation Manual

Revision 23

Issued 12/16/2020

278 pages follow





# ODCM

## OFFSITE DOSE CALCULATION MANUAL

**DOCUMENT TYPE:** Controlled Reference

**CLASSIFICATION:** N/A

**REVISION:** 23

**REVIEWER:** Onsite Review Group

**APPROVAL AUTHORITY:** Plant Manager

**PROCEDURE OWNER (title):** Group Head

**OWNER GROUP:** Chemistry

Verified Current Copy: \_\_\_\_\_  
Signature Date Time

List pages used for Partial Performance

Controlling Work Document Numbers

---

---

---

---

---

---

OFFSITE DOSE CALCULATION MANUAL

---

**TABLE OF CONTENTS**

<b>SECTION</b>	<b>TITLE</b>	<b>PAGE</b>
1.0	RECORD OF REVISIONS .....	7
2.0	INTRODUCTION .....	8
2.1	Purpose.....	8
2.2	Guidance .....	8
2.3	General Responsibilities .....	9
2.4	Audits.....	9
2.5	Definitions.....	9
3.0	REPORTING REQUIREMENTS .....	14
3.1	Annual Monitoring Report.....	14
3.2	Record Retention Requirements .....	16
4.0	RADIATION MONITORING SYSTEM AND RELEASE ACCOUNTING .....	17
5.0	SPECIFICATIONS AND SURVEILLANCE REQUIREMENTS .....	22
5.1	Specifications .....	22
5.2	Surveillance Requirements .....	22
6.0	LIQUID EFFLUENT SPECIFICATIONS AND SURVEILLANCE REQUIREMENTS.....	23
6.1	Concentration.....	23
6.2	Dose .....	26
6.3	Liquid Radwaste Treatment System .....	27
6.4	Liquid Effluent Monitoring Instrumentation .....	28
7.0	GASEOUS EFFLUENT SPECIFICATIONS AND SURVEILLANCE REQUIREMENTS.....	32
7.1	Dose Rate .....	32
7.2	Dose – Noble Gases .....	35
7.3	Dose – I-131, I-133, H-3 and Radionuclides in Particulate Form .....	36
7.4	Gaseous Radwaste Treatment System .....	38
7.5	Gaseous Effluent Monitoring Instrumentation .....	40

OFFSITE DOSE CALCULATION MANUAL

---

TABLE OF CONTENTS

SECTION	TITLE	PAGE
8.0	TOTAL DOSE .....	44
8.1	Specification .....	44
8.2	Applicability .....	44
8.3	Action .....	44
8.4	Surveillance Requirements .....	44
9.0	LIQUID EFFLUENT CALCULATIONS .....	46
9.1	Monitor Alarm Setpoint Determination .....	46
9.2	Liquid Dose Calculations .....	51
9.3	Dose Projections .....	55
10.0	GASEOUS EFFLUENT CALCULATIONS .....	56
10.1	Monitor Alarm Setpoint Determination .....	56
10.2	Carbon-14 .....	61
10.3	Dose Rate Calculations – Noble Gases .....	63
10.4	Dose Rate Calculations – Radioiodine, Tritium, Particulates .....	64
10.5	Dose Calculations – Noble Gases .....	65
10.6	Dose Calculations – Radioiodine, Tritium, Particulates .....	66
10.7	Gaseous Dose Projection .....	67
11.0	DETERMINATION OF TOTAL DOSE .....	120
12.0	RADIOLOGICAL ENVIRONMENTAL MONITORING PROGRAM .....	121
12.1	REMP Administration .....	121
12.2	REMP Implementation .....	126
13.0	RADIOLOGICAL EFFLUENT CONTROLS PROGRAM .....	140
13.1	Radiological Effluent Controls Program .....	140
13.2	Radioactive Effluent Control and Accountability .....	144
13.3	Radioactive Effluent Monitoring Instrumentation Functionality Requirements .....	145
13.4	Solid Radioactive Waste .....	146
14.0	REFERENCES .....	147

OFFSITE DOSE CALCULATION MANUAL

---

**TABLE OF CONTENTS**

<b>SECTION</b>	<b>TITLE</b>	<b>PAGE</b>
Appendix A	Liquid Pathway EMEC For Use In Setpoint Calculations .....	148
Appendix B	Liquid Dose Factors Technical Basis .....	153
Appendix C	Gaseous Pathway Setpoint Calculations.....	158
Appendix D	Gaseous Dose Factors Technical Basis.....	162
Appendix E	Derivation of Dilution Factors Using Regulatory Guide 1.113.....	177
Appendix F	Radiological Impact Of Sewage Treatment Sludge Disposal.....	182
Appendix G	.....	187
Appendix H	Modification #1 To NRC Submittal .....	239
Appendix I	Modification #2 To NRC Submittal .....	241
Appendix J	Modification #3 To NRC Submittal .....	244
Appendix K	Liquid Effluent Dose Conversion Factors .....	246
Appendix L	Gaseous Effluent Dose Conversion Factors .....	262
 <b><u>TABLES</u></b>		
Table 4-1	Radioactive Liquid Waste Effluent Monitors.....	18
Table 4-2	Radioactive Gaseous Waste Effluent Monitors .....	19
Table 6-1	Radioactive Liquid Waste Sampling And Analysis Program.....	25
Table 6-2	Radioactive Liquid Effluent Monitoring Instrumentation .....	30
Table 6-3	Radioactive Liquid Effluent Monitoring Instrumentation Surveillance Requirements .....	31
Table 7-1	Radioactive Gaseous Waste Sampling And Analysis Program.....	34
Table 7-2	Gaseous Effluent Monitoring Instrumentation .....	42
Table 7-3	Radioactive Gaseous Effluent Monitoring Instrumentation Surveillance Requirements .....	43

OFFSITE DOSE CALCULATION MANUAL

---

TABLE OF CONTENTS

SECTION	TITLE	PAGE
Table 9-1	Liquid Effluent Pathways .....	50
Table 9-2	Liquid Effluent Sub-Pathways .....	52
Table 9-3	PBNP Site-Specific Liquid Dose Commitment Factors, <i>Aio</i> .....	53
Table 10-1	Gaseous Effluent Pathways.....	59
Table 10-2	Controlling Locations, Pathways And Atmospheric Dispersion For Dose Calculations.....	60
Table 10-3	Dose Factors For Noble Gases.....	64
Table 10-4	<i>Rio</i> , Inhalation Pathway Dose Factors – Adult.....	68
Table 10-5	<i>Rio</i> , Inhalation Pathway Dose Factors – Teen .....	71
Table 10-6	<i>Rio</i> , Inhalation Pathway Dose Factors – Child .....	74
Table 10-7	<i>Rio</i> , Inhalation Pathway Dose Factors – Infant .....	77
Table 10-8	<i>Rio</i> , Grass-Cow-Milk Pathway Dose Factors – Adult .....	80
Table 10-9	<i>Rio</i> , Grass-Cow-Milk Pathway Dose Factors – Teen .....	83
Table 10-10	<i>Rio</i> , Grass-Cow-Milk Pathway Dose Factors – Child .....	86
Table 10-11	<i>Rio</i> , Grass-Cow-Milk Pathway Dose Factors – Infant.....	89
Table 10-12	<i>Rio</i> , Grass-Cow-Meat Pathway Dose Factors – Adult .....	92
Table 10-13	<i>Rio</i> , Grass-Cow-Meat Pathway Dose Factors – Teen.....	95
Table 10-14	<i>Rio</i> , Grass-Cow-Meat Pathway Dose Factors – Child.....	98
Table 10-15	<i>Rio</i> , Produce Pathway Dose Factors – Adult.....	101
Table 10-16	<i>Rio</i> , Produce Pathway Dose Factors – Teen .....	104
Table 10-17	<i>Rio</i> , Produce Pathway Dose Factors – Child .....	107
Table 10-18	<i>Rio</i> , Leafy Vegetable Pathway Dose Factors – Adult.....	110
Table 10-19	<i>Rio</i> , Leafy Vegetable Pathway Dose Factors – Teen.....	113
Table 10-20	<i>Rio</i> , Leafy Vegetable Pathway Dose Factors – Child.....	116
Table 10-21	<i>Rio</i> , Ground Plane Pathway Dose Factors .....	119
Table 12-1	Sample Types And Associated Lower Level Of Detection (LLD) And Notification Level Values .....	132
Table 12-2	Radiological Environmental Sampling Locations .....	134
Table 12-3	PBNP Radiological Environmental Sample Collection And Analysis Frequency .....	136

OFFSITE DOSE CALCULATION MANUAL

---

**TABLE OF CONTENTS**

<b>SECTION</b>	<b>TITLE</b>	<b>PAGE</b>
Table A-1	Liquid Effluent Volumes .....	149
Table A-2	Liquid Effluent Releases .....	149
Table A-3	Liquid Effluent Concentrations.....	151
Table A-4	Beta Corrected Setpoints.....	152
Table C-1	Noble Gas Releases.....	159
Table C-2	Average Annual Discharge Volume .....	159
Table C-3	Noble Gas Setpoint Parameter Calculation.....	160
Table C-4	RMS AIRBORNE ALARM SETPOINTS .....	161
Table E-1	Surface Dilution Factors For Liquid Effluents In A Large Lake.....	177
Table E-2	Dilution Factors .....	181

**FIGURES**

Figure 4-1	Radioactive Liquid Waste Effluent Monitors .....	20
Figure 4-2	Radioactive Gaseous Waste Effluent Monitors .....	21
Figure 12-1	Radioactive Environmental Sampling Locations.....	137
Figure 12-2	Radiological Environmental Sampling Locations .....	138
Figure 12-3	Radiological Environmental Sampling Locations .....	139

OFFSITE DOSE CALCULATION MANUAL

---

1.0 RECORD OF REVISIONS

Per TS 5.5.1.C, licensee initiated changes to the Offsite Dose Calculation Manual (ODCM) shall be documented and records of reviews performed shall be retained. This documentation shall contain sufficient information to support the changes(s) together with the appropriate analyses or evaluations justifying the changes(s), and a determination that the change(s) maintain the levels of radioactive effluent control required by 10 CFR 20.1302, 40 CFR 190, 10 CFR 50.36a, and 10 CFR 50, Appendix I, and do not adversely impact the accuracy or reliability of effluent, dose, or setpoint calculations. These changes shall become effective after receiving concurrence from the Onsite Review Group (ORG)\* and approval of the Plant General Manager, and shall be submitted to the NRC in the form of a complete, legible copy of the entire ODCM as a part of or concurrent with the Annual Monitoring Report for the period of the report in which any change in the ODCM was made. Each change shall be identified by markings in the affected pages, clearly indicating the area of the page that was changed, and shall indicate the date (i.e. month and year) the change was implemented.

**\*NOTE: Pursuant to the Procedure, Plan and Program Review Matrix approved by the Plant General Manager, changes that have been determined to be editorial do not need ORG approval.**



OFFSITE DOSE CALCULATION MANUAL

---

## 2.0 INTRODUCTION

### 2.1 Purpose

The PBNP Offsite Dose Calculation Manual contains the current methodology and parameters for the calculation of offsite doses due to radioactive gaseous and liquid effluents. This manual describes a methodology for demonstrating compliance with 10 CFR 50, Appendix I dose limits. Compliance with Appendix I is demonstrated by periodic calculation of offsite doses based on actual plant releases and comparison to Appendix I dose limits.

The manual also details the methodology for the determination of gaseous and liquid effluent monitor alarm setpoints. The PBNP Radiation Monitoring System (RMS) effluent monitor alarm setpoints are established to ensure that controlled releases of liquid and gaseous radioactive effluents are maintained as low as is reasonably achievable. The setpoints also are established to ensure that the dose rate from radioactive material released in effluents to the atmosphere do not exceed 500 mrem/yr at the site boundary and to ensure that the concentrations of radioactive materials released in liquid effluents to the unrestricted area conform to (do not exceed) 10 times the concentration values in Table 2, Column 2 of Appendix B to 10 CFR 20 as specified in TS 5.5.4.g.

The manual also details the methodology for evaluating the radiological impact of sewage treatment sludge disposal. This methodology addresses the commitments made to the United States Nuclear Regulatory Commission in our application dated October 8, 1987 (NRC-87-104) and accepted by the USNRC in a letter dated January 13, 1988 (NPC-30260). This application was submitted in accordance with the provisions of 10 CFR 20.302(a). Dose limits are established in the application to ensure the health and safety of the maximally exposed member of the general public and the inadvertent intruder. 10 CFR 50, Appendix I dose limits do not apply to sewage treatment sludge disposal.

### 2.2 Guidance

The following sources provided guidance for this document:

U. S. Nuclear Regulatory Commission, Regulatory Guide 1.109, "Calculation of Annual Doses to Man from Routine Releases of Reactor Effluents for the Purpose of Evaluating Compliance with 10CFR50, Appendix I", Revision 1, October 1977.

U.S. Nuclear Regulatory Commission, Regulatory Guide 1.113, "Estimating Aquatic Dispersion of Effluents from Accidental and Routine Reactor Releases for the Purpose of Implementing Appendix I", Revision 1, April 1977.

U.S. Nuclear Regulatory Commission, Regulatory Guide 1.21, "Measuring, Evaluating, and Reporting Radioactive Material in Liquid and Gaseous Effluents and Solid Waste", Revision 2, June 2009.

OFFSITE DOSE CALCULATION MANUAL

---

U. S. Nuclear Regulatory Commission, NUREG-0133, "Preparation of Radiological Effluent Technical Specifications for Nuclear Power Plants", Revision 2, May 1982.

U.S. Nuclear Regulatory Commission, NUREG-1301, "Offsite Dose Calculation Manual Guidance: Standard Radiological Effluent Controls for Pressurized Water Reactors", April 1991.

2.3 General Responsibilities

The primary responsibility for the implementation of the PBNP offsite dose calculation program and for any actions required by the program resides with Chemistry. Chemistry will provide the technical, regulatory, licensing, and administrative support necessary to fulfill the requirements of this manual. The calculation of offsite doses and analysis of data are Chemistry responsibilities.

The Plant General Manager, PBNP is responsible for assuring that Radiation Monitoring System alarm setpoints are established and maintained in accordance with the methodologies outlined in this manual. The Plant General Manager, PBNP is also responsible for assuring the performance of periodic release summaries for the purpose of demonstrating compliance with PBNP effluent release limits.

2.4 Audits

Audits of the activities encompassed by the ODCM, the Radiological Effluent Control Program (Section 13.0 of this manual), and the Radiological Environmental Monitoring Program (Section 12.0 of this manual) and its implementing procedures shall be scheduled, performed, and reported in accordance with the Quality Assurance Topical Report.

2.5 Definitions

**ABNORMAL RELEASE**

An ABNORMAL RELEASE is an unplanned or uncontrolled emission of an effluent containing plant related, licensed radioactive material.

**ACTION**

ACTION shall be that part of a specification that prescribes remedial measures required under designated conditions.

**BATCH RELEASE**

A BATCH RELEASE is a release of a discrete liquid volume from a tank or any isolatable containment containing radionuclide(s) whose inputs to the volume were secured prior to sampling for discharge and remains secured until the discharge is completed.

OFFSITE DOSE CALCULATION MANUAL

---

### **CHANNEL CALIBRATION**

A CHANNEL CALIBRATION is the adjustment, as necessary, of the channel such that it responds within the required range and accuracy to known values of input. The CHANNEL CALIBRATION SHALL encompass the entire channel including the sensors and alarm, interlock and/or trip functions and may be performed by any series of sequential, overlapping, or total channel steps such that the entire channel is calibrated.

### **CHANNEL CHECK**

CHANNEL CHECK is a qualitative determination of acceptable FUNCTIONALITY made by observing channel behavior during operation. This shall include, where possible, comparison of the channel with other independent instrumentation channels measuring the same parameter.

### **CONTINUOUS RELEASE**

A CONTINUOUS RELEASE is a discharge of liquid or gaseous radioactive effluents of a non-discrete volume from a source containing radionuclide(s) that usually has make-up flow during the release.

### **DISCHARGE**

A DISCHARGE is a radioactive effluent that enters an unrestricted area.

### **FUNCTIONAL – FUNCTIONALITY**

FUNCTIONALITY is an attribute of an SSC(s) that is not controlled by TSs. An SSC not controlled by TSs is FUNCTIONAL or has FUNCTIONALITY when it is capable of performing its function(s) as set forth in the CLB. These CLB function(s) may include the capability to perform a necessary and related support function for an SSC(s) controlled by TSs.

### **FUNCTIONAL TEST**

FUNCTIONAL TEST is the injection of a simulated signal into the channel to verify that it is FUNCTIONAL, including alarm and/or trip initiating action. This shall include, where possible, a comparison of the channel with other independent channels measuring the same variable.

OFFSITE DOSE CALCULATION MANUAL

---

### **GASEOUS RADWASTE TREATMENT SYSTEM**

The GASEOUS RADWASTE TREATMENT SYSTEM consists of those components or devices utilized to reduce radioactive material in effluents released to the atmosphere. The system consists of the following:

- Gas decay tanks,
- Drumming area ventilation exhaust duct filter assembly (F-26),
- Unit 1 and 2 containment purge exhaust filter assemblies (1/2 F-11A/B),
- Air ejector decay duct filter assembly (F-30),
- Auxiliary building ventilation filter assembly (F-25, nominal 11,214 CFM exhaust pathway),
- Chemistry laboratory exhaust duct filter assembly (F-21),
- Service building ventilation exhaust duct filter assembly (F-20),
- Auxiliary building ventilation filter assemblies (F-23, F-29, nominal 34,150 CFM exhaust pathway).

### **LIQUID RADWASTE TREATMENT SYSTEM**

The LIQUID RADWASTE TREATMENT SYSTEM consists of those components or devices used to reduce radioactive material in liquid effluent. The system consists of the following:

- Waste evaporator,
- Polishing demineralizers,
- Advanced Liquid Processing System (ALPS)
- Boric acid evaporator feed and condensate demineralizers

### **MEMBER OF THE PUBLIC (10 CFR 20)**

MEMBER OF THE PUBLIC as defined by 10 CFR 20.1003: Means any individual except when that individual is receiving an occupational dose. (TRM 4.1)

### **MEMBER OF THE PUBLIC (40 CFR 190)**

MEMBER OF THE PUBLIC as defined by 40 CFR 190.02: Means any individual that can receive a radiation dose in the general environment, whether he may or may not also be exposed to radiation in an occupation associated with a nuclear fuel cycle. However, an individual is not considered a member of the public during any period in which the individual is engaged in carrying out any operation which is part of the nuclear fuel cycle. (TRM 4.1)

OFFSITE DOSE CALCULATION MANUAL

---

### **NUCLEAR FUEL CYCLE**

NUCLEAR FUEL CYCLE as defined by 40 CFR 190.02: Means the operations defined to be associated with the production of electrical power for public use by any fuel cycle through the use of nuclear energy.

### **OPERABLE-OPERABILITY**

A system, subsystem, train, component or device shall be OPERABLE or have OPERABILITY when it is capable of performing its *specified safety functions(s)*, and when all necessary attendant instrumentation, controls, normal or emergency electrical power, cooling or seal water, lubrication and other auxiliary equipment that are required for the system, subsystem, train, component or device to perform its specified safety function(s) are also capable of performing their related support function(s).

### **PURGE-PURGING**

PURGE or PURGING is any controlled process of discharging air or gas from a confinement to maintain temperature, pressure, humidity, concentration or other operating condition, in such a manner that replacement air or gas is required to purify the confinement.

### **RELEASE**

A RELEASE is an effluent from the plant regardless of where the effluent is deposited.

### **SITE BOUNDARY**

The SITE BOUNDARY shall be that line beyond which the land is neither owned, nor leased, nor otherwise controlled by the licensee.

### **SOURCE CHECK**

A SOURCE CHECK shall be the qualitative assessment of channel response when the channel sensor is exposed to a source of increased radioactivity.

### **SPECIFIED FUNCTION/SPECIFIED SAFETY FUNCTION**

The definition of operability refers to the capability to perform the “specified function” at non-improved TSs plants or “specified safety function” at improved TSs plants. The specified safety function(s) in the CLB for the facility.

In addition to providing the specified safety function, an SSC is expected to perform as designed, tested and maintained. When system capability is degraded to a point where it cannot perform with reasonable expectation or reliability, the SSC should be judged inoperable, even if at this instantaneous point in time the SSC(s) could provide the specified safety function.

## OFFSITE DOSE CALCULATION MANUAL

---

### UNRESTRICTED AREA

An UNRESTRICTED AREA is any area at or beyond the SITE BOUNDARY access to which is not controlled by the licensee for purposes of protection of individuals from exposure to radiation and radioactive materials. (TRM 4.1)

### URANIUM FUEL CYCLE

The URANIUM FUEL CYCLE is defined in 40 CFR Part 190.02(b) as: "The operation of milling of uranium ore, chemical conversion of uranium, isotopic enrichment of uranium, fabrication of uranium fuel, generation of electricity by a light-water-cooled nuclear power plant using uranium fuel, and reprocessing of spent uranium fuel, to the extent that these directly support the production of electrical power for public use utilizing nuclear energy, but excludes mining operations, operations at waste disposal sites, transportation of any radioactive material in support of these operations, and the use of recovered non-uranium special nuclear and by-product materials from the cycle".

### VENTILATION EXHAUST TREATMENT SYSTEM

A VENTILATION EXHAUST TREATMENT SYSTEM is any system designed and installed to reduce gaseous radioiodine or radioactive material in particulate form in effluents by passing ventilation or vent exhaust gases through charcoal absorbers and/or HEPA filters for the purpose of removing iodines or particulates from the gaseous exhaust stream prior to the release to the environment. Such a system is not considered to have any effect on noble gas effluents. Engineered Safety Features Atmospheric Cleanup Systems are not considered to be VENTILATION EXHAUST TREATMENT SYSTEM components.

### VENTING

VENTING is the controlled process of discharging air or gas from a confinement to maintain temperature, pressure, humidity, concentration, or other operating condition, in such a manner that replacement air or gas is not provided or required during VENTING. Vent, used in system names, does not imply a VENTING process.

OFFSITE DOSE CALCULATION MANUAL

---

### 3.0 REPORTING REQUIREMENTS

#### 3.1 Annual Monitoring Report

In accordance with TS 5.6.2, the Annual Monitoring Report covering the operation of the units shall be submitted in accordance with 10 CFR 50.36a. The annual monitoring report shall be submitted by April 30 of each calendar year to the administrator of the appropriate Regional NRC office or designee and shall include:

- a. A summary of the quantities of radioactive liquid and gaseous effluents released from the plant with data summarized on a semi-annual basis. The material provided shall be consistent with the objectives outlined in Sections 6.2, 7.2 and 7.3 of the ODCM and in conformance with 10 CFR 50, Appendix I, Section IV.B.1. In the event that some results are not available for inclusion with the report, the report shall be submitted noting and explaining the reasons for the missing results. The missing data shall be submitted as an addendum in the next Annual Monitoring Report.
- b. An assessment of the radiation doses from radioactive effluents released from the plant during the previous calendar year. All assumptions used in making these assessments (i.e., specific activity, exposure time and location) shall be included in the report.
- c. The air doses and the doses to the hypothetical maximum exposed individual calculated following the ODCM methodology shall be reported.
- d. The following information for solid waste shipped offsite during the report period:
  - Total amount of solid waste shipped, buried or stored (in cubic feet)
  - Estimated total isotopic content (in curies) determined by scaling factors, gamma isotopic and/or other suitable analyses
  - Dates of shipment and burial site, if applicable quantity
  - Type of waste (e.g., spent resin, dry activated waste, evaporator bottoms, filters, scrap metal, asbestos, etc.),
  - Type of container (e.g., LSA, Type A, Type B, Large Quantity), and
  - Solidification agent (e.g., cement, urea formaldehyde), if applicable
- e. The following information for liquid releases during the report period.
  - Total radioactivity in curies released and average diluted discharge concentrations of the following release categories: gamma isotopic, gross alpha, tritium, and strontium (beta emitters other than tritium).
  - Total volume (in gallons) of liquid waste released into circulating water discharge.



OFFSITE DOSE CALCULATION MANUAL

---

- Total volume (in gallons) of dilution water used.
  - The maximum concentration of tritium and gross gamma radioactivity released (averaged over the period of a single release).
  - Estimated monthly total radioactivity in curies of individual radionuclides released based on representative isotopic analyses.
  - Semiannual and annual totals of monthly quantities of individual radionuclides, as determined by isotopic analyses.
- f. The following information for gaseous releases during the report period.
- Total gross radioactivity (in Curies), by month, released of:
    - Noble Gases
    - Halogens
    - Particulates, subdivided into beta emitters (strontium, etc.), gross alpha, and gamma emitters
    - Tritium
    - Maximum release rate (for any one-hour period).
  - Estimated monthly total radioactivity (in Curies) released, by nuclide, for I-131, I-133, H-3, and radioactive particulates with half-lives greater than eight days, based on representative analyses performed by beta and by gamma isotopic analyses.
  - Semiannual and annual totals of monthly isotopic radionuclide quantities.
- g. Identification of ABNORMAL RELEASES from the site in gaseous and liquid effluents in the AMR.
- h. Summaries, interpretations, and analyses of trends of the results of the radiological environmental monitoring program for the reporting period. The material provided shall be consistent with the objectives outlined in ODCM Section 12.0 and in 10 CFR 50, Appendix I, Sections IV.B.2, IV.B.3, and IV.C. See Section 12.1.2.a.6 for REMP specific reporting requirements.
- i. If the calculated dose from the release of radioactive materials in liquid or gaseous effluents exceeds twice the limits of 10 CFR 50, Appendix I, the Annual Monitoring Report shall also include an assessment of radiation doses to the most likely exposed member of the general public from reactor releases and other nearby uranium fuel cycle sources (including doses from primary effluent pathways and direct radiation) for the previous 12 consecutive months to show compliance with 40 CFR 190, Environmental Radiation Protection Standards for Nuclear Power Operation.

OFFSITE DOSE CALCULATION MANUAL

---

- j. A description (including cause, response and prevention of reoccurrence) of occurrences and circumstances when fewer than the sampling frequency, minimum analysis frequency, or lower limit of detection requirement specified in Table 6-2 and Table 7-1 are met.
- k. The Annual Monitoring Report shall include a description of all deviations from the radiological environmental sample collection and analysis frequency contained in Table 12-3.
- l. The Annual Monitoring Report shall include a description of occurrences when fewer than the minimum required radioactive liquid and/or gaseous effluent monitoring instrumentation channels were FUNCTIONAL OR OPERABLE as required in Table 6-2 and Table 7-2.
- m. The quantity of each of the principal radionuclides released to the environment in liquid and gaseous effluents during the previous 12 months of operation for the ISFSI. Other information required by the Commission to estimate maximum potential radiation dose commitment to the public resulting from effluent releases should be included in the report.
- n. Licensee initiated changes to the ODCM in the form of a complete legible copy of the entire ODCM as a part of or concurrent with the Annual Monitoring Report for the period of the report in which the change in the ODCM was made. Each change shall be identified by markings in the margin of the affected pages clearly indicating the area of the page that was changed.

3.2 Record Retention Requirements

Records of reviews performed for changes made to the ODCM shall be kept for the duration of the operating licenses of Units 1 and 2 of the Point Beach Nuclear Plant. (TS 5.5.1)

Meteorological data shall be kept on file, on site for review by the NRC, upon request. The data available will include wind speed, wind direction and atmospheric stability. The data will be in the form of hour-by-hour averages stored in electronic form for each of the parameters.

OFFSITE DOSE CALCULATION MANUAL

---

#### 4.0 RADIATION MONITORING SYSTEM AND RELEASE ACCOUNTING

A computerized Radiation Monitoring System (RMS) is installed at Point Beach Nuclear Plant (PBNP). The RMS includes area, process, and effluent monitors. A description of those monitors used for liquid and gaseous effluents is presented in Table 4-1 and Table 4-2. The liquid and gaseous waste processing flow paths, equipment, and monitoring systems are depicted in Figure 4-1 and Figure 4-2. Calibration of the RMS detectors is accomplished in accordance with the PBNP instrument and control procedures. The setpoint methodology is described in Section 9.1 and Section 10.1 of the ODCM.

The RMS is designed to detect and measure liquid and gaseous releases from the plant effluent pathways. The RMS will initiate isolation and control functions on certain effluent streams identified in Table 4-1 and Table 4-2. Complete monitoring and accounting of nuclides released in liquid and gaseous effluents is accomplished with the RMS together with the characterization of nuclide distributions by laboratory analysis of grab samples. Sampling frequencies and analysis requirements are described for liquids in Table 6-1 and gases in Table 7-1.

The RMS is not used for normal operational release quantification. Release quantification is based on the analysis of actual samples and the known discharge rate. The main liquid releases (Ci) occur via batch releases. The continuous releases via SGBD and waste water effluents have a greater volume but very little licensed material. The major continuous release points are the vents from the Auxiliary Building, the Drumming Area, and the Gas Stripper. The Combined Air Ejector is a minor release source in terms of activity and volume during normal operation. The batch releases from the gas decay tanks occur through the Aux. Building vent stack.

OFFSITE DOSE CALCULATION MANUAL

---

TABLE 4-1  
RADIOACTIVE LIQUID WASTE EFFLUENT MONITORS

CHANNEL NUMBER	NAME	CONTROL FUNCTION	DETECTOR TYPE
1 (2) RE-216	Containment Fan Coolers Liquid Monitors	None	Scintillation
RE-218	Waste Disposal System Liquid Monitor	Shuts waste liquid overboard	Scintillation
1 (2) RE-219	Steam Generator Blowdown Line Liquid Monitors	Shuts steam generator blowdown isolation valves, blowdown tank outlet valves and steam generator sample valves	Scintillation
RE-220	Spent Fuel Pool Liquid Monitor	None	Scintillation
1 (2) RE-222	Steam Generator Blowdown Tank Outlet Monitor	Shuts steam generator blowdown isolation valves and blowdown tank outlet valves	GM Tube
RE-223	Waste Distillate Overboard Liquid Monitor	Shuts waste distillate overboard isolation valve	Scintillation
1 (2) RE-229	Service Water Discharge Monitors	None	Scintillation
RE-230	Waste Water Effluent Monitor	None	Scintillation

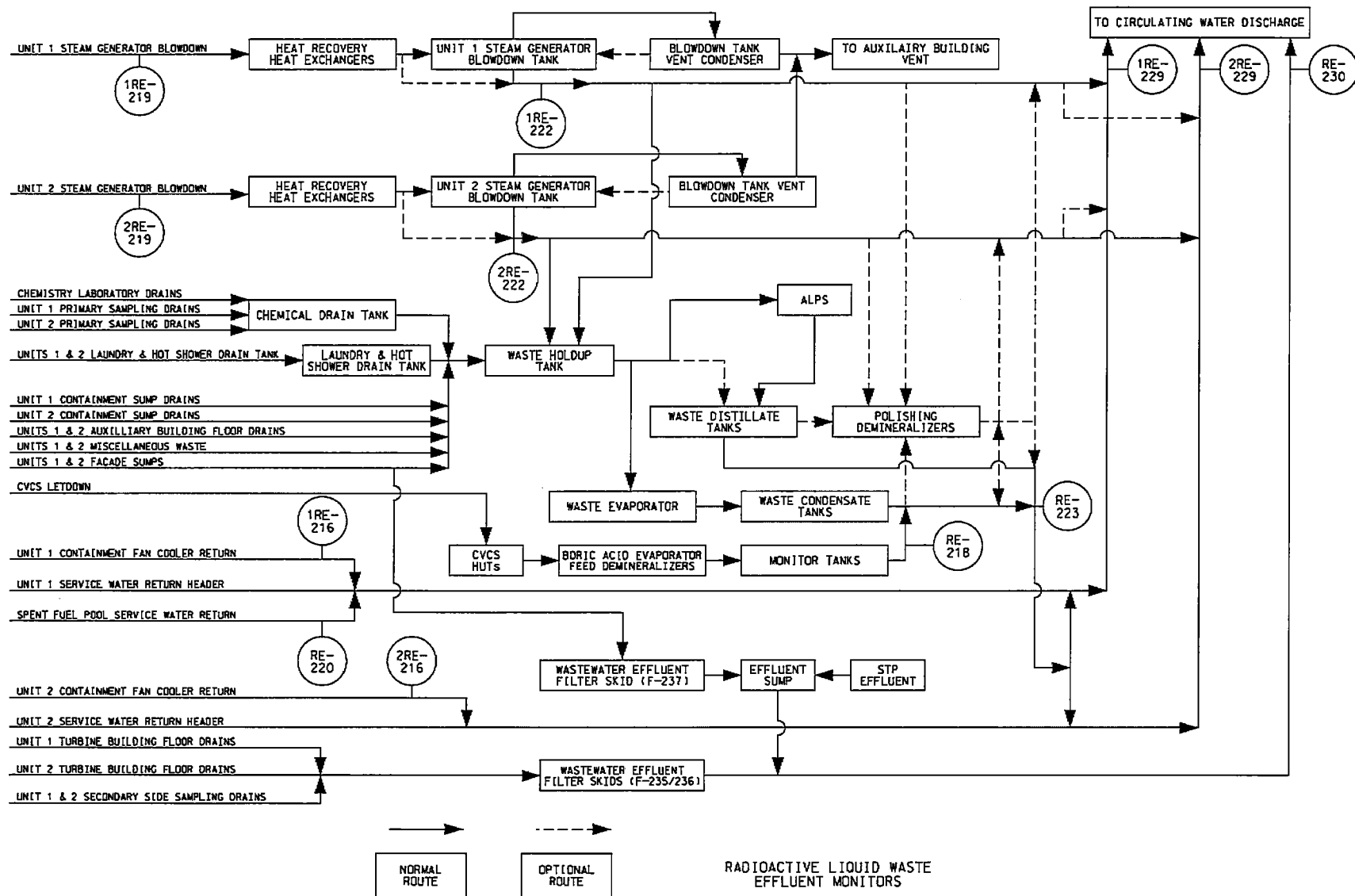
OFFSITE DOSE CALCULATION MANUAL

TABLE 4-2  
RADIOACTIVE GASEOUS WASTE EFFLUENT MONITORS

CHANNEL NUMBER	NAME	CONTROL FUNCTION	DETECTOR TYPE
1 (2) RE-212	Containment Noble Gas Monitor	Actuates containment ventilation isolation	Scintillation
RE-214	Auxiliary Building Exhaust Ventilation Noble Gas Monitor	Shuts gas release valve and shifts auxiliary building exhaust through carbon filters	Scintillation
1 (2) RE-215	Condenser Air Ejector Noble Gas Monitors	None	Scintillation
RE-221	Drumming Area Vent Noble Gas Monitor	None	Scintillation
RE-224	Gas Stripper Building Exhaust Noble Gas Monitor	None	Scintillation
RE-225	Combined Air Ejector Low-Range Noble Gas Monitor	None	Scintillation
1 (2) RE-305	Unit 1 and 2 Purge Exhaust Noble Gas Monitors (Channel 5 on SPING Units No. 21 and No. 22)	Containment ventilation isolation	Scintillation
RE-315	Auxiliary Building Exhaust Ventilation Noble Gas Monitor (Channel 5 on SPING Unit No. 23)	None	Scintillation
RE-325	Drumming Area Ventilation Noble Gas Monitor (Channel 5 on SPING Unit No. 24)	None	Scintillation

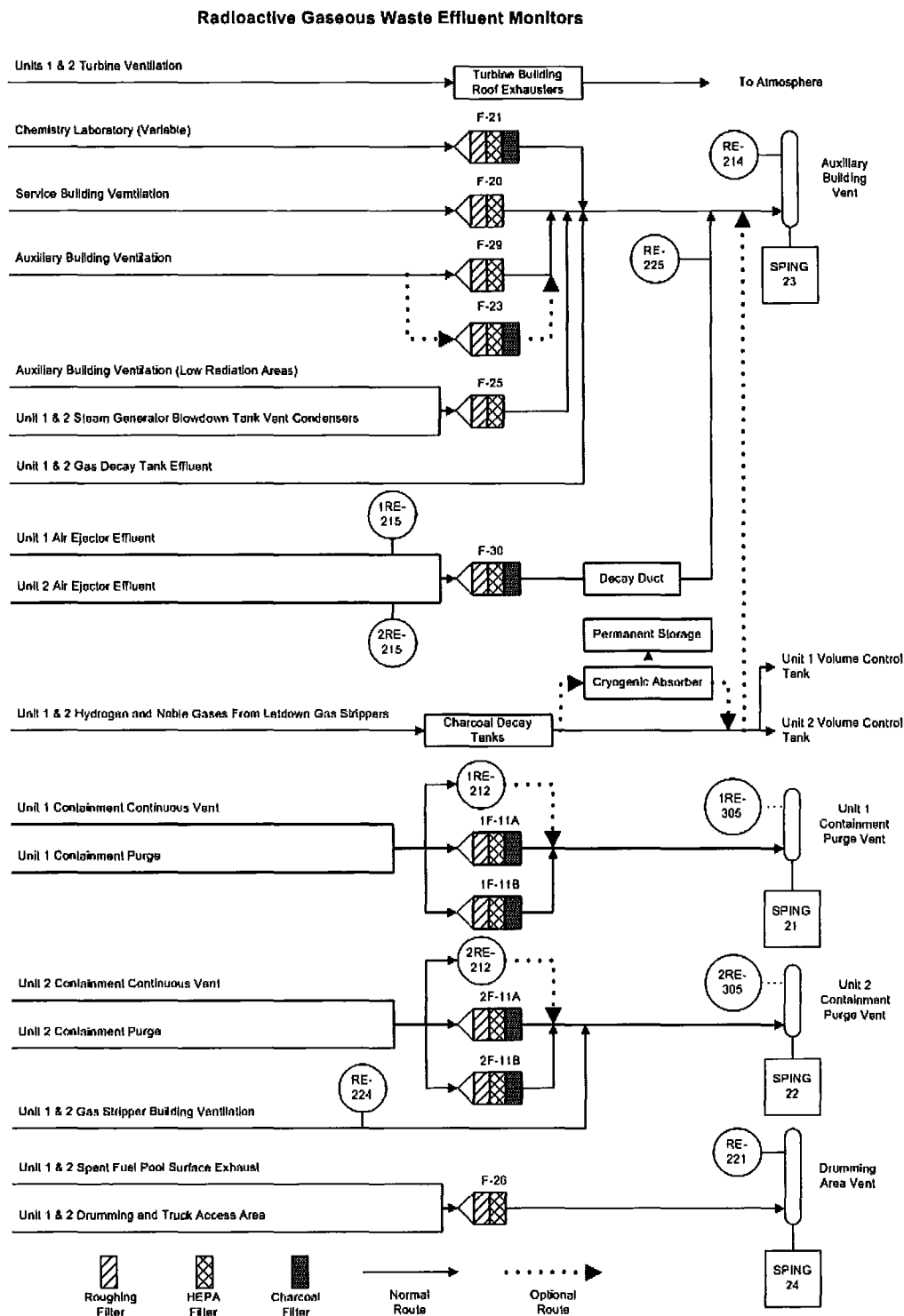
OFFSITE DOSE CALCULATION MANUAL

FIGURE 4-1  
RADIOACTIVE LIQUID WASTE EFFLUENT MONITORS



OFFSITE DOSE CALCULATION MANUAL

FIGURE 4-2  
RADIOACTIVE GASEOUS WASTE EFFLUENT MONITORS





OFFSITE DOSE CALCULATION MANUAL

---

5.0 SPECIFICATIONS AND SURVEILLANCE REQUIREMENTS

5.1 Specifications

Compliance with the specifications contained in the succeeding text is required during the conditions specified therein. Upon failure to meet the specification, either during the performance of the surveillance, or between performances, the associated ACTION requirement shall be met.

Noncompliance with a specification shall exist when its requirements and associated ACTION requirements are not met within the specified time period. If the specification is restored prior to expiration of the specified time intervals, completion of the ACTION requirements is not required.

5.2 Surveillance Requirements

Surveillance Requirements shall be met during the conditions specified for individual specifications unless otherwise stated in an individual surveillance requirement. The provisions of SR 3.0.2 and 3.0.3 are applicable to the surveillance frequency of the Radioactive Effluent Controls Program in accordance with TS 5.5.4.

OFFSITE DOSE CALCULATION MANUAL

---

6.0 LIQUID EFFLUENT SPECIFICATIONS AND SURVEILLANCE REQUIREMENTS

6.1 Concentration

6.1.1 Specifications

In accordance with PBNP TS 5.5.4.b, the concentration of radioactive materials in liquid effluents to the unrestricted area is limited to ten times the concentration value in Appendix B, Table 2, Column 2 to 10 CFR 20. For dissolved and entrained noble gases, the concentration shall be limited to 2.0 E-04  $\mu\text{Ci/mL}$  total activity.

6.1.2 Applicability

At all times

6.1.3 Action

- a. During release of radioactive liquid effluents, at least one condenser circulating water pump shall be in operation and the service water return header shall be lined up only to the unit whose circulating water pump is operating.
- b. When the concentration of radioactive material released in liquid effluents to UNRESTRICTED AREAS exceeds the limits identified in Section 6.1.1, immediately restore the concentration to within the above limits.
- c. Report all deviations in the Annual Monitoring Report

6.1.4 Surveillance Requirement

- a. The concentration of radioactivity in liquid waste shall be determined by sampling and analysis in accordance with Table 6-1.
- b. The results of radioactive analysis shall be used in accordance with the methodology of Section 9.1 to assure that the concentrations at the point of release are maintained within the limits of Section 6.1.1.

OFFSITE DOSE CALCULATION MANUAL

---

6.1.5 Basis

This specification is provided to ensure that the concentration of radioactive materials released in liquid waste effluents from the site to UNRESTRICTED AREAS will be less than 10X the concentration levels specified in 10 CFR Part 20, Appendix B, Table 2, Column 2. This limitation provides additional assurance that the levels of radioactive materials in bodies of water outside the site will not result in exposures exceeding (1) the Section II.A design objectives of Appendix I, 10 CFR Part 50, to a MEMBER OF THE PUBLIC and (2) the limits of 10 CFR Part 20.1301(a)(1) to the population. The concentration limit for dissolved or entrained noble gases is based upon the NRC's evaluation and assumption that Xe-135 is the controlling radioisotope and its limit in air (submersion) has been converted to an equivalent concentration in water using the methods described in International Commission on Radiological Protection (ICRP) Publication 2. The required detection capabilities for radioactive materials in liquid waste samples are tabulated in terms of the lower limits of detection (LLDs). Detailed discussion of the LLD, and other detection limits can be found in Currie, L. A., "Lower Limit of Detection: Definition and Elaboration of a Proposed Position for Radiological Effluent and Environmental Measurements," NUREG/CR-4007 (September 1984).

Note: Hard-to-detect (HTD) radionuclides are radionuclides, such as alpha emitters and pure beta emitters which can be detected only by chemical extraction followed by alpha or beta counting, and therefore cannot be detected before a release using gamma spectroscopy. Analyses for HTDs are accomplished by obtaining aliquots of sample streams and sending the samples to a contracted laboratory for analyses. Their release quantities and doses are assessed after analytical results are obtained and then included in the monthly effluent quantification. The HTDs specifically identified by the Point Beach RETS were Sr-89/90 and alpha emitters. Fe-55 identified in NUREG-0472 was not included in the Point Beach RETS. Pursuant to regulatory guidance, reviews of the Part 61 analyses have been undertaken and, as a good practice, the following HTDs (other than the ones specifically required) have been added to the analytical list: C-14, Fe-55, Ni-63, and Tc-99. NRC guidance (Reg Guide 1.21, Rev 2, June 2009) does not require analysis for C-14 in liquids because the airborne C-14 far outweighs the amount discharged in liquids. Therefore, C-14 analyses may be discontinued in the future based on the results from the Part 61 analyses. The list of required radionuclides and the additional HTDs are listed in Table 6-1.

OFFSITE DOSE CALCULATION MANUAL

TABLE 6-1  
RADIOACTIVE LIQUID WASTE SAMPLING AND ANALYSIS PROGRAM

LIQUID RELEASE TYPE	SAMPLING FREQUENCY	MINIMUM ANALYSIS FREQUENCY	TYPE OF ACTIVITY ANALYSIS	LOWER LEVEL OF DETECTION <sup>1</sup> (LCI/CC)
1. Batch Releases <sup>2</sup> a. Waste Condensate Tank b. Waste Distillate Tank c. Monitor Tanks d. Other tanks containing radioactivity to be discharged	Prior to release	Prior to release	Gamma emitters	5 E-07
			I-131	1 E-06
			Tritium	1 E-05
		Monthly on composites obtained from batches released during the current month	Gross alpha	1 E-07
			Fe-55, Ni-63, Tc-99, C-14	1E-06 1E-06
2. Continuous Releases <sup>3, 5</sup> a. Steam Generator Blowdown b. Service Water	Grab samples twice weekly	Twice weekly	Gamma emitters	5E-07
			I-131	1E-06
			Tritium	1E-05
		Monthly on grab composites	Gross alpha	1E-07
			Fe-55, Ni-63, Tc-99, C-14	1E-06 1E-06
3. Waste Water Effluent <sup>5</sup>	Continuous Composite <sup>4</sup>	Weekly	Gamma emitters	5E-07
			I-131	1E-06
			Tritium	1E-05
		Monthly on weekly composite	Gross alpha	1E-07
			Fe-55, Ni-63, Tc-99, C-14	1E-06 1E-06
		Quarterly on composites obtained from batches released during the current quarter	Sr-89/90	5 E-08
		Quarterly on grab composites	Sr-89/90	5E-08

- NOTE 1: The principal gamma emitter for which the gamma isotopic LLD applies is Cs-137. Because gamma isotopic analyses are performed, the LLDs for all other gamma emitters are inherently determined by the operating characteristics of the counting system. All positively identified gamma emitters will be reported in the Annual Monitoring Report
- NOTE 2: A BATCH RELEASE is defined in Section 2.5. Prior to sampling for analysis, each batch shall be isolated and mixed to assure representative sampling.
- NOTE 3: A CONTINUOUS RELEASE is defined in Section 2.5.
- NOTE 4: A continuous composite is one in which the method of sampling employed results in a specimen that is representative of the liquids released.
- NOTE 5: For compensatory analyses required by Table 6-2 only the analyses performed by the out-of-service monitor need to be performed.

OFFSITE DOSE CALCULATION MANUAL

---

6.2 Dose

6.2.1 Specifications

In accordance with PBNP TS 5.5.4.d, the dose or dose commitment to a MEMBER OF THE PUBLIC from radioactive materials in liquid effluents released to UNRESTRICTED AREAS shall not exceed:

- a. 3 mrem to the total body or 10 mrem to any organ, total from both units, during any calendar quarter, and
- b. 6 mrem to the total body or 20 mrem to any organ, total from both units, during any calendar year.

6.2.2 Applicability

At all times

6.2.3 Action

If the calculated dose from radioactive material actually released in liquid effluents exceeds any of the above limits, a special report shall be prepared and submitted to the Commission within 30 days of determination of the release quantity. The report shall include, as appropriate:

- The cause(s) for exceeding the limits,
- The corrective action(s) taken to reduce the release, and
- The proposed corrective action(s) to be taken to assure that subsequent releases will be in compliance with the above limits.

If the dose to any MEMBER OF THE PUBLIC exceeds 75 mrem to the thyroid or 25 mrem to the whole body or an organ other than the thyroid, pursuant to 40 CFR 190, the report shall also contain a request for a variance from this standard pursuant to 40 CFR 190.11.

6.2.4 Surveillance Requirement

Cumulative dose contributions from radioactive effluents shall be determined for the current calendar quarter and current calendar year in accordance with the methodology described in Section 9.2 at least once every 31 days.

OFFSITE DOSE CALCULATION MANUAL

---

6.2.5 Basis

This specification is provided to implement the requirements of Sections II.A, III.A, and IV.A of Appendix I, 10 CFR Part 50. The Limiting Condition for Operation implements the guides set forth in Section II.A of Appendix I. The ACTION statements provide operating flexibility and at the same time implement the guides set forth in Section IV.A of Appendix I to assure that the releases of radioactive material in liquid effluents to UNRESTRICTED AREAS will be kept "as low as is reasonably achievable". Also, for fresh water sites with drinking water supplies that can be potentially affected by plant operations, there is reasonable assurance that the operation of the facility will not result in radionuclide concentrations in the finished drinking water that are in excess of the requirements of 40 CFR Part 141. The dose calculation methodology in Section 9.2 implements the requirements of Section III.A of Appendix I that conformance with the guides of Appendix I be shown by calculational procedures based on models and data such that the actual exposure of a MEMBER OF THE PUBLIC through appropriate pathways is unlikely to be substantially underestimated. The equations specified in Section 9.2 for calculating the doses due to the actual release rates of radioactive materials in liquid effluents are consistent with the methodology provided in Regulatory Guide 1.109 and Regulatory Guide 1.113.

6.3 Liquid Radwaste Treatment System

6.3.1 Specifications

In accordance with PBNP TS 5.5.4.f, the LIQUID RADWASTE TREATMENT SYSTEM shall be used to reduce the radioactive materials in liquid wastes prior to discharge when the projected doses, due to the liquid effluent, to UNRESTRICTED AREAS would exceed 0.12 mrem to the total body or 0.4 mrem to any organ (2% of the annual Appendix I dose objective) in a 31 day period.

6.3.2 Applicability

At all times

OFFSITE DOSE CALCULATION MANUAL

---

6.3.3 Action

With radioactive liquid waste being discharged without treatment and in excess of the above limits and any portion of the LIQUID RADWASTE TREATMENT SYSTEM not in operation, prepare and submit to the Commission within 30 days a special report that includes the following information:

- Identification of the non-functional equipment or subsystem and the reason for non-functionality.
- Actions taken to restore the non-functional equipment to FUNCTIONAL status.
- Summary description of actions taken to prevent a recurrence.

6.3.4 Surveillance Requirement

Doses due to liquid releases shall be projected at least once per 31 days in accordance with the methodology and parameters in Section 9.3.

6.3.5 Basis

The requirement that the appropriate portions of this system be used, when specified, provides assurance that the releases of radioactive materials in liquid effluents will be kept "as low as is reasonably achievable". This specification implements the requirements of 10 CFR Part 50.36a, General Design Criterion 60 of Appendix A to 10 CFR Part 50 and the design objective given in Section II.D of Appendix I to 10 CFR Part 50. The specified limits governing the use of appropriate portions of the LIQUID RADWASTE TREATMENT SYSTEM were specified as a suitable fraction of the dose design objectives set forth in Section II.A of Appendix I, 10 CFR Part 50, for liquid effluents.

6.4 Liquid Effluent Monitoring Instrumentation

6.4.1 Specifications

- a. In accordance with PBNP TS 5.5.4, the radioactive liquid monitoring instrumentation channels listed in Table 6-2 shall be FUNCTIONAL and alarm or trip setpoints established such that effluent releases do not exceed the values described in Section 6.1.1.
- b. The alarm or trip setpoints of the monitoring instrumentation channels shall be determined in accordance with the methodology in Section 9.1.



OFFSITE DOSE CALCULATION MANUAL

---

6.4.2 Applicability

During releases using the monitored pathway

6.4.3 Action

- a. If a radioactive effluent monitoring instrumentation channel alarm or trip setpoint is found less conservative than required by Section 6.4.1, immediately suspend the release of radioactive liquid effluents monitored by the affected channel, or declare the channel non-functional, or change the setpoint so it is acceptably conservative.
- b. If fewer than the minimum number of radioactive effluent monitoring channels is FUNCTIONAL, the appropriate ACTION should be taken for the instrument as listed in Table 6-2. Best effort shall be made to return the non-functional channel to a FUNCTIONAL status within 30 days. If this cannot be accomplished, the circumstances of the instrument failure and schedule for repair shall be reported in the Annual Monitoring Report.
- c. Report all deviations in the Annual Monitoring Report.

6.4.4 Surveillance Requirement

Each radioactive effluent monitoring instrumentation channel shall be demonstrated FUNCTIONAL by performance of the CHANNEL CHECK, calibration, FUNCTIONAL TEST, and SOURCE CHECK at the frequencies described in Table 6-3.

6.4.5 Basis

The radioactive liquid effluent monitoring instrumentation is provided to monitor and control, as applicable, the releases of radioactive materials in liquid effluents during actual or potential releases of liquid effluents. The Alarm/Trip Setpoint for these instruments SHALL be calculated and adjusted in accordance with the methodologies and parameters in Section 9.1 of the ODCM to ensure that the alarm/trip will occur prior to exceeding the limits of TS 5.5.4.6. The FUNCTIONALITY and use of the instrumentation is consistent with the requirements of General Design Criteria 60, 63, and 64 of Appendix A to 10 CFR Part 50 and Point Beach General Design Criteria 17 and 70.

OFFSITE DOSE CALCULATION MANUAL

TABLE 6-2  
RADIOACTIVE LIQUID EFFLUENT MONITORING INSTRUMENTATION

INSTRUMENT	MINIMUM CHANNELS FUNCTIONAL	ACTION
1. Liquid Radwaste System		
a. RE-223, Waste Distillate Tank Discharge	1	Note 1
b. RE-218, Waste Condensate Tank Discharge	1	Note 1
c. Waste Condensate Tank Discharge Flow Meter	1	Note 2
d. Waste Distillate Tank Flow Rate Recorder	1	Note 2
2. Steam Generator Blowdown System		
a. For each unit: RE-219, Steam Generator Blowdown Liquid Discharge, or RE-222, Blowdown Tank Monitor, or RE-229, Service Water Discharge	1	Note 3
b. Steam Generator Blowdown Flow Indicating Transmitters (1 per steam generator)	1	Note 4
3. Service Water System		
a. RE-229, Service Water Discharge (for applicable unit)	1	Note 5
b. For each unit: RE-216, Containment Cooling Fan Service Water Return, or RE-229, Service Water Discharge	1	Note 5
c. RE-220, Spent Fuel Pool Heat Exchanger Service Water Outlet or RE-229, Service Water Discharge (for applicable unit)	1	Note 5
4. Waste Water Effluent		
a. RE-230, Waste Water Effluent	1	Note 5
b. Waste Water Effluent Composite Sampler	1	Note 6
c. Waste Water Effluent Flow Determination	N/A	Note 7

- NOTE 1:** If the number of channels FUNCTIONAL is fewer than the minimum required, effluent releases via this pathway shall be discontinued immediately (reference TRM 3.3.1).
- NOTE 2:** If the number of channels FUNCTIONAL is fewer than the minimum required, effluent releases via this pathway may continue provided the flow rate is estimated at least once every four hours during actual liquid batch releases.
- NOTE 3:** If the number of channels FUNCTIONAL is fewer than the minimum required, effluent releases via this pathway may continue provided grab samples are analyzed for gamma radioactivity in accordance with Table 6-1 at least once every 24 hours when the secondary coolant specific activity is less than 0.01  $\mu\text{Ci/cc}$  dose equivalent I-131 or once every 12 hours when the activity is greater than 0.01  $\mu\text{Ci/cc}$  dose equivalent I-131.
- NOTE 4:** If the number of channels FUNCTIONAL is fewer than the minimum required, effluent releases via this pathway may continue provided the flow is estimated or determined with auxiliary indication at least once every 24 hours.
- NOTE 5:** If the number of channels FUNCTIONAL is fewer than the minimum required, effluent releases via this pathway may continue provided that at least once every 12 hours grab samples are collected and analyzed in accordance with Table 6-1.
- NOTE 6:** If the number of channels FUNCTIONAL is fewer than the minimum required, effluent releases via this pathway may continue provided grab samples are collected twice per week and analyzed in accordance with Table 6-1.
- NOTE 7:** Waste water effluent flow may be determined from the waste water effluent flow meter

OFFSITE DOSE CALCULATION MANUAL

TABLE 6-3  
RADIOACTIVE LIQUID EFFLUENT MONITORING INSTRUMENTATION SURVEILLANCE  
REQUIREMENTS

INSTRUMENT DESCRIPTION	INSTALLMENT (FREQUENCY)	CALIB.	FUNCTION (TEST)	SOURCE (CHECK)
1. Liquid Radwaste System				
a. RE-223, Waste Distillate Tank	D	R	Q	P
b. RE-218, Waste Condensate Tank Discharge	D	R	Q	P
c. Waste Condensate Tank Discharge Flow Meter	P/D	R	N/A	N/A
d. Waste Distillate Tank Flow Rate Recorder	P/D	R	N/A	N/A
2. Steam Generator Blowdown System				
a. RE-219, Steam Generator Blowdown Liquid Discharge (1 per unit)	D	R	Q	M
b. RE-222, Blowdown Tank Monitor (1 per unit)	D	R	Q	M
c. Steam Generator Blowdown Flow Indicating Transmitters (1 per steam generator)	D	R	N/A	N/A
3. Service Water System				
a. RE-229, Service Water Discharge (1 per unit)	D	R	Q	M
b. RE-216, Containment Cooling Fan Service Water Return	D	R	Q	M
c. RE-220, Spent Fuel Pool Heat Exchanger Service Water Outlet	D	R	Q	M
4. Waste Water Effluent				
a. RE-230, Waste Water Effluent	D	R	Q	M
b. Waste Water Effluent Composite Sampler	W	N/A	N/A	N/A
c. Waste Water Effluent Flow Meter	W	R	N/A	N/A

Legend:

D	=	Daily
W	=	Weekly
M	=	Monthly
Q	=	Quarterly
R	=	Once per 18 months, typically during refueling
P/D	=	Prior to or immediately upon initiation of a release or daily if a release continues for more than one day
N/A	=	Not applicable

OFFSITE DOSE CALCULATION MANUAL

---

7.0 GASEOUS EFFLUENT SPECIFICATIONS AND SURVEILLANCE REQUIREMENTS

7.1 Dose Rate

7.1.1 Specifications

In accordance with PBNP TS 5.5.4.g, the dose rate resulting from radioactive material released in gaseous effluents from the site areas at or beyond the SITE BOUNDARY shall be limited to the following:

- a. For noble gases: a dose rate  $\leq 500$  mrem/yr to the whole body and a dose rate  $\leq 3000$  mrem/yr to the skin, and
- b. For iodine-131, iodine-133, tritium, and all radionuclides in particulate form with half-lives greater than eight days: a dose rate  $\leq 1500$  mrem/yr to any organ.

7.1.2 Applicability

At all times.

7.1.3 Action

With the dose rate(s) exceeding the above limits, immediately restore the release rate within the above limit(s).

7.1.4 Surveillance Requirement

- a. The dose rate due to noble gases in gaseous effluents shall be determined to be within the above limits in accordance with the methodology and parameters in Section 10.3 of this manual.
- b. The dose rate due to iodine-131, iodine-133, tritium, and all radionuclides in particulate form with half-lives greater than 8 days in gaseous effluents shall be determined to be within the above limits in accordance with the methodology and parameters in Section 10.4 of this manual by obtaining representative samples and performing analyses in accordance with the sampling and analysis program specified in Table 7-1.

OFFSITE DOSE CALCULATION MANUAL

---

7.1.5 Basis

This specification is provided to ensure that the dose rate at the SITE BOUNDARY averaged over a time period of no greater than one hour due to gaseous effluents from all units on the site will be within the annual dose limits of 10 CFR Part 20 for UNRESTRICTED AREAS. These limits provide reasonable assurance that radioactive material discharged in gaseous effluents will not result in the exposure of a MEMBER OF THE PUBLIC in an UNRESTRICTED AREA, either within or outside the SITE BOUNDARY, to annual average concentrations exceeding the limits specified in Appendix B, Table 2 of 10 CFR Part 20. For MEMBERS OF THE PUBLIC who may at times be within the SITE BOUNDARY, the occupancy of the MEMBER OF THE PUBLIC will usually be sufficiently low to compensate for any increase in the atmospheric diffusion factor above that for the SITE BOUNDARY. The specified release rate limits restrict, at all times, the corresponding gamma and beta dose rates above background to a MEMBER OF THE PUBLIC at or beyond the SITE BOUNDARY to less than or equal to 500 mrem/yr to the total body or to less than or equal to 3000 mrem/year to the skin. These release rate limits also restrict, at all times, the corresponding thyroid dose rate above background to less than or equal to 1500 mrem/year. The required detection capabilities for radioactive material in gaseous waste samples are tabulated in terms of the lower limits of detection (LLDs). Detailed discussion of the LLD, and other detection limits can be found in Currie, L. A., "Lower Limit of Detection: Definition and Elaboration of a Proposed Position for Radiological Effluent and Environmental Measurements," NUREG/CR-4007 (September 1984).

Hard-to-detect (HTD) radionuclides are radionuclides, such as alpha emitters and pure beta emitters which can be detected only by chemical extraction followed by alpha or beta counting. HTD analyses are accomplished by a contracted laboratory on representative waste stream samples. Their release quantities and doses are assessed after analytical results are obtained and then included in the monthly effluent quantification. The HTDs specifically identified by the Point Beach RETS were Sr-89/90 and alpha emitters. Fe-55 identified in NUREG-0472 was not included in the Point Beach RETS. Pursuant to regulatory guidance, reviews of the Part 61 analyses have been undertaken, and, as a good practice, the following HTDs (other than the ones specifically required) have been added to the analytical list: Fe-55, Ni-63, and Tc-99. Airborne C-14 is calculated. The list of required radionuclides and the additional HTDs are listed in Table 7-1.

OFFSITE DOSE CALCULATION MANUAL

TABLE 7-1  
RADIOACTIVE GASEOUS WASTE SAMPLING AND ANALYSIS PROGRAM

GASEOUS RELEASE TYPE	SAMPLING FREQUENCY	MINIMUM FREQUENCY ANALYSIS	TYPE OF ACTIVITY ANALYSIS	LOWER LEVEL OF DETECTION <sup>1</sup> ( $\mu\text{Ci/cc}$ )
1. Gas Decay Tank	Prior to release	Prior to release	Gamma emitters	1E-04
2. Containment Purge or Continuous Vent	Prior to Purge <sup>2</sup> or vent	Prior to purge or vent	Gamma emitters	1E-04
			Tritium	1E-06
3. Continuous Releases	Continuous <sup>3</sup>	Weekly analysis of charcoal and particulate samples	Gamma emitters	1E-11
a. Unit 1 Containment Purge and Vent			I-131	1E-12
b. Unit 2 Containment Purge and Vent		Monthly composite of particulate sample	Gross alpha	1E-11
c. Drumming Area vent		Quarterly composite of particulate sample	Sr-89/90	1E-11
d. Gas Stripper Building Vent			Fe-55, Ni-63, Tc-99	Per industry standards <sup>5</sup>
e. Auxiliary Building Vent		Noble gas monitor	Noble gases – gross beta or gamma	1E-06
	Monthly <sup>4</sup> (grab)	Monthly	Gamma emitters	1E-04
			Tritium	1E-06

**NOTE 1:** The principal gamma emitters for which LLD specification applies are Cs-137 in particulates and Xe-133 in gases. Because gamma isotopic analyses are performed, the LLDs for all other gamma emitters are inherently determined by the operating characteristics of the counting system. All identifiable gamma emitters will be reported in the Annual Monitoring Report.

**NOTE 2:** Tritium grab samples will be taken every 24 hours when the refueling cavity is flooded.

**NOTE 3:** The ratio of the sample flow rate to the release flow rate shall be known or estimated for the time period covered by each sampling interval. (Reference RAM 5.2)

**NOTE 4:** Tritium grab samples will be taken every seven days from the drumming area ventilation exhaust/spent fuel pool area whenever there is spent fuel in the spent fuel pool.

**NOTE 5:** LLDs for Fe-55, Ni-63 and Tc-99 are not prescribed in NUREG 1301. LLDs should be consistent with laboratory capabilities and industry standards for nuclide detection.

OFFSITE DOSE CALCULATION MANUAL

---

7.2 Dose – Noble Gases

7.2.1 Specifications

In accordance with PBNP TS 5.5.4.e & 5.5.4.h, the air dose from noble gases released in gaseous effluents to areas beyond the SITE BOUNDARY shall not exceed:

- a. 10 mrad for gamma radiation or 20 mrad for beta radiation, per calendar quarter, and
- b. 20 mrad for gamma radiation or 40 mrad for beta radiation, per calendar year.

7.2.2 Applicability

At all times.

7.2.3 Action

If the calculated air dose from radioactive noble gases actually released in gaseous effluents exceeds any of the above limits, a special report shall be prepared and submitted to the Commission within 30 days of determination of the release quantity. The report shall include, as appropriate:

- The cause(s) for exceeding the limits,
- The corrective action(s) taken to reduce the release, and
- The proposed corrective action(s) to be taken to assure that subsequent releases will be in compliance with the above limits.

If the dose to any MEMBER OF THE PUBLIC exceeds 75 mrem to the thyroid or 25 mrem to the whole body or an organ other than the thyroid, pursuant to 40 CFR 190, the report shall also contain a request for a variance from this standard pursuant to 40 CFR 190.11.

7.2.4 Surveillance Requirement

Cumulative dose contributions from noble gases in radioactive effluents shall be determined for the current calendar quarter and current calendar year in accordance with the methodology described in Section 10.5, at least every 31 days.



OFFSITE DOSE CALCULATION MANUAL

---

7.2.5 Basis

This specification is provided to implement the requirements of Section II.B, III.A and IV.A of Appendix I, 10 CFR Part 50. The Limiting Conditions for Operation implement the guides set forth in Section II.B of Appendix I. The ACTION statement provides the required operating flexibility and at the same time implements the guides set forth in Section IV.A of Appendix I to assure that the release of radioactive material in gaseous effluents will be kept “as low as reasonably achievable”. The Surveillance Requirements implement the requirements of Section III.A of Appendix I that conformance with the guides of Appendix I be shown by calculational procedures based on models and data such that the actual exposure of a MEMBER OF THE PUBLIC through appropriate pathways is unlikely to be substantially underestimated. The dose calculation methodology of Section 10.3 for calculating the doses due to the actual release rate of radioactive noble gases in gaseous effluents are consistent with the methodology provided in Regulatory Guide 1.109 and Regulatory Guide 1.111. The equations of Section 10.5 provided for determining the air doses at and beyond the SITE BOUNDARY are based upon the historical average atmospheric conditions.

Consistent with the approach for limiting gaseous effluents in 10CFR50 App. I, meeting the air dose limits for gamma and beta radiation under most all site conditions provides a *de facto* compliance with the total body (5 mrem per unit) and skin (15 mrem per unit) dose limits. For PBNP, the air dose limits are met at the site boundary at the location with the highest  $\chi/Q$ , which is a very conservative assessment when compared to the location of any real person. Furthermore, PBNP TS section 5.5.4.h. requires compliance with only the air dose limits. Therefore, compliance with the gamma and beta air dose limits provides for compliance with the total body and skin dose limits.

7.3 Dose – I-131, I-133, H-3 and Radionuclides in Particulate Form

7.3.1 Specifications

In accordance with PBNP TS 5.5.4.i, the annual or quarterly dose to a MEMBER OF THE PUBLIC from iodine-131, iodine-133, tritium, and all radionuclides in particulate form with half-lives greater than eight days in gaseous effluents release to areas beyond the SITE BOUNDARY shall be limited to:

- a.  $\leq 15$  mrem to any organ per calendar quarter, and
- b.  $\leq 30$  mrem to any organ per calendar year.

7.3.2 Applicability

At all times.

OFFSITE DOSE CALCULATION MANUAL

---

7.3.3 Action

If the calculated dose from the release of iodine-131, iodine-133, tritium, and radionuclides in particulate form with half-lives greater than eight days, in gaseous effluents exceeds any of the above limits, a special report shall be prepared and submitted to the Commission within 30 days of determination of the release quantity. The report shall include, as appropriate:

- The cause(s) for exceeding the limits,
- The corrective action(s) taken to reduce the release, and
- The proposed corrective action(s) to be taken to assure that subsequent releases will be in compliance with the above limits.

If the dose to any MEMBER OF THE PUBLIC exceeds 75 mrem to the thyroid or 25 mrem to the whole body or an organ other than the thyroid, pursuant to 40 CFR 190, the report shall also contain a request for a variance from this standard pursuant to 40 CFR 190.11.

7.3.4 Surveillance Requirement

Cumulative dose contributions from iodine-131, iodine-133, tritium, and particulates with half-lives greater than eight days in radioactive effluents shall be determined for the current calendar quarter and current calendar year in accordance with the methodology described in Section 10.6, at least every 31 days.

OFFSITE DOSE CALCULATION MANUAL

---

7.3.5 Basis

This specification is provided to implement the requirements of Section II.C, III.A and IV.A of Appendix I, 10 CFR Part 50. The Limiting Conditions for Operation are the guides set forth in Section II.C of Appendix I. The ACTION statements provide the required operating flexibility and at the same time implement the guides set forth in Section IV.A of Appendix I to assure that the release of radioactive materials in gaseous effluents to UNRESTRICTED AREAS will be kept "as low as is reasonably achievable". The Surveillance Requirements implement the requirements of Section III.A of Appendix I that conformance with the guides of Appendix I be shown by calculational procedures based on models and data such that the actual exposure of a MEMBER OF THE PUBLIC through appropriate pathways is unlikely to be substantially underestimated. The dose calculation methodology of Section 10.4 for calculating the doses due to the actual release rates of the subject materials are consistent with the methodology provided in Regulatory Guide 1.109 and Regulatory Guide 1.111. These equations also provide for determining the actual doses based upon the historical average atmospheric conditions. The release rate controls for iodine-131, iodine-133, tritium, and radionuclides in particulate form with half-lives greater than eight days are dependent upon the existing radionuclide pathways to man at and beyond the SITE BOUNDARY. The pathways that were examined in the development of the calculations were: (1) individual inhalation of airborne radionuclides, (2) deposition of radionuclides onto green leafy vegetation with subsequent consumption by man, (3) deposition onto grassy areas where milk animals and meat producing animals graze with consumption of the milk and meat by man, and (4) deposition on the ground with subsequent exposure of man.

7.4 Gaseous Radwaste Treatment System

7.4.1 Specifications

In accordance with PBNP TS 5.5.4.f, the GASEOUS RADWASTE TREATMENT SYSTEM shall be used to reduce radioactive materials in gaseous waste prior to discharge when the 31-day projected gaseous effluent air doses due to the gaseous effluents to UNRESTRICTED AREAS would exceed 0.4 mrad from noble gas gamma radiation, 0.8 mrad from noble gas beta radiation, and 0.6 mrem to any organ from I-131, I-133, H-3 and radioactive material in particulate form whose half-life is > 8 days, from both units (2% of the Appendix I annual dose objectives).

7.4.2 Applicability

At all times.

OFFSITE DOSE CALCULATION MANUAL

---

7.4.3 Action

If radioactive gases are being discharged for a period of 31 consecutive days without use of the effluent treatment system to meet the release limits specified above, a special report shall be prepared and submitted to the Commission within thirty days which includes the following information:

- Identification of the non-functional equipment or subsystem and the reason for non-functionality.
- Actions taken to restore the non-functional equipment to FUNCTIONAL status.
- Summary description of actions taken to prevent a recurrence.

The following portions of the gaseous radioactive effluent treatment system shall be used to reduce the release of radioactivity:

- For noble gases, a gas decay tank(s) (GDTs) shall be operated when required to maintain gaseous releases within the specified limits, described above.
- During a GDT discharge through the Auxiliary Building vent, at least one exhaust fan shall be in operation (FSAR 11.2.3).
- For iodine-131, iodine-133, tritium, and particulates with half-lives greater than eight days, the auxiliary building ventilation exhaust charcoal filter and/or air ejector charcoal filter shall be operated when required to maintain gaseous releases within the specified limits, described above.

7.4.4 Surveillance Requirement

Projected dose contributions from radioactive effluents shall be determined for the current calendar quarter and current calendar year in accordance with the methodology described Sections 9.3 and 10.7 at least every 31 days.

7.4.5 Basis

The requirement that the appropriate portions of these systems be used, when specified, provides reasonable assurance that the release of radioactive materials in gaseous effluents will be kept "as low as is reasonably achievable". This specification implements the requirements of PBNP GDC 70, 10 CFR Part 50.36a, General Design Criterion 60 of Appendix A to 10 CFR Part 50 and the design objective given in Section II.D of Appendix I to 10 CFR Part 50. The specified limits governing the use of appropriate portions of the GASEOUS RADWASTE TREATMENT SYSTEM were specified as a suitable fraction (2%) of the annual dose design objectives set forth in Sections II.B and II.C of Appendix I, 10 CFR Part 50, for gaseous effluents.

OFFSITE DOSE CALCULATION MANUAL

---

7.5 Gaseous Effluent Monitoring Instrumentation

7.5.1 Specification

- a. In accordance with PBNP TS 5.5.4.a, the radioactive gaseous monitoring instrumentation channels listed in Table 7-2 shall be FUNCTIONAL and alarm or trip setpoints established such that effluent releases do not exceed the values described in Section 7.1.1.
  1. All monitors are defined by the term FUNCTIONAL – FUNCTIONALITY, **EXCEPT** 1(2) RE-212 Containment Noble Gas Monitor which is defined by the term OPERABLE – OPERABILITY.
  2. **IF** the ability of 1(2) RE-212, Containment Noble Gas Monitor, to perform its function is questioned,  
**THEN** the Operability Determination process is applicable.  
(LCO 3.4.15, RCS Leakage Detection Instrumentation)
- b. The alarm or trip setpoints of the monitoring instrumentation channels shall be determined in accordance with the methodology in Section 10.1 of the ODCM.

7.5.2 Applicability

During releases via the monitored pathway.

7.5.3 Action

- a. If a radioactive effluent monitoring instrumentation channel alarm or trip setpoint is found less conservative than required by Section 7.5.1, immediately suspend the release of radioactive gaseous effluents monitored by the affected channel, or declare the channel non-functional, or change the setpoint so it is acceptably conservative.
- b. If fewer than the minimum number of radioactive effluent monitoring channels is FUNCTIONAL, the appropriate ACTION should be taken for the instrument as listed in. Best effort shall be made to return the non-functional channel to a FUNCTIONAL status within 30 days. If the number of channels FUNCTIONAL is not restored to the minimum required for any release pathway within 30 days, the circumstances of the instrument failures and schedule for repair shall be reported in the Annual Monitoring Report.
- c. Report all deviations in the Annual Monitoring Report

OFFSITE DOSE CALCULATION MANUAL

---

7.5.4 Surveillance Requirement

Each radioactive effluent monitoring instrumentation channel shall be demonstrated FUNCTIONAL by performance of the CHANNEL CHECK, calibration, FUNCTIONAL TEST, and SOURCE CHECK at the frequencies described in Table 7-3.

7.5.5 Basis

The radioactive gaseous effluent monitoring instrumentation is provided to monitor and control, as applicable, the releases of radioactive materials in gaseous effluents during actual or potential releases of gaseous effluents. The Alarm/Trip Setpoint for these instruments SHALL be calculated and adjusted in accordance with the methodologies and parameters in the ODCM to ensure that the alarm/trip will occur prior to exceeding the limits of 10 CFR Part 20. The FUNCTIONALITY and use of the instrumentation is consistent with the requirements of Point Beach General Design Criteria 17 and 70 and General Design Criteria 60, 63, and 64 of Appendix A to 10 CFR Part 50.

OFFSITE DOSE CALCULATION MANUAL

TABLE 7-2  
GASEOUS EFFLUENT MONITORING INSTRUMENTATION

INSTRUMENT	MINIMUM CHANNELS FUNCTIONAL	ACTION
1. Gas Decay Tank System		
a. RE-214, Noble Gas (Auxiliary Building Vent Stack), or RE-315, Noble Gas (Auxiliary Building Vent SPING)	1	Note 1
b. Gas Decay Tank Flow Measuring Meter	1	Note 2
2. Auxiliary Building Ventilation		
a. RE-214, Noble Gas (Auxiliary Building Vent Stack), or RE-315, Noble Gas (Auxiliary Building Vent SPING)	1	Note 3
b. Isokinetic Iodine and Particulate Continuous Air Sampling System or SPING 23	1	Note 4
3. Condenser Air Ejector System		
a. RE-225, Noble Gas (Combined Air Ejector Discharge Monitor), or RE-215, Noble Gas (Air Ejector Monitors – 1 per unit), or RE-214, Noble Gas (Auxiliary Building Vent Stack); or RE-315, Noble Gas (Auxiliary Building Vent SPING)	1	Note 3
b. Flow Rate Monitor – Air Ejectors	1	Note 5
4. Containment Purge and Vent System		
a. RE-212, Noble Gas Monitors (1 per unit); or RE-305, Noble Gas (Purge Exhaust SPING – 1 per unit)	1	Note 3
b. 30 cfm Forced Vent Path Flow Indicators	1	Note 5
c. Iodine and Particulate – Continuous Air Samplers	1	Note 4
d. Sampler Flow Rate Measuring Device	1	Note 5
5. Fuel Storage and Drumming Area Ventilation		
a. RE-221, Noble Gas (Drumming Area Stack), or RE-325, Noble Gas (Drumming Area SPING)	1	Note 3
b. Isokinetic Iodine and Particulate Continuous Air Sampling System or SPING 24	1	Note 4
6. Gas Stripper Building Ventilations		
a. RE-224, Noble Gas (Gas Stripper Building), or RE-305, Unit 2 Purge Exhaust SPING	1	Note 3
b. Iodine and Particulate – Continuous Air Sampler or SPING 22	1	Note 4
c. Sampler Flow Rate Measuring Device	1	Note 5

**NOTE 1:** If the number of channels FUNCTIONAL is fewer than the minimum required, effluent releases via this pathway may continue provided that prior to initiating a release, two separate samples are analyzed by two technically qualified people in accordance with the applicable part of Table 7-1 and the release rate is reviewed by two technically qualified people.

**NOTE 2:** If the number of channels FUNCTIONAL is fewer than the minimum required, effluent releases via this pathway may continue provided the flow rate is estimated at least once every four hours during actual gaseous releases.

**NOTE 3:** If the number of channels FUNCTIONAL is fewer than the minimum required, effluent releases via this pathway may continue provided grab samples are collected at least once per 12 hours and are analyzed in accordance with Table 7-1. (Reference Step 7.5.1 for additional information regarding RE-212)

**NOTE 4:** If the number of channels FUNCTIONAL is fewer than the minimum required, effluent releases via the affected pathway may continue provided samples are continuously collected with auxiliary sampling equipment, (e.g., any low volume sampler which meets the requirements of Table 7-1).

**NOTE 5:** If the number of channels FUNCTIONAL is fewer than the minimum required, effluent releases via this pathway may continue provided the flow is estimated or determined with auxiliary indication at least once every 24 hours.



OFFSITE DOSE CALCULATION MANUAL

TABLE 7-3  
RADIOACTIVE GASEOUS EFFLUENT MONITORING INSTRUMENTATION SURVEILLANCE  
REQUIREMENTS

INSTRUMENTATION DESCRIPTION	CONTINUED CHECK	CALIBRATION	FUNCTION TEST	SOURCE CHECK
1. Gas Decay Tank System				
a. RE-214, Noble Gas (Auxiliary Building Vent Stack)	D	R	Q	M
b. Gas Decay Tank Flow Measuring Device	P	R	N/A	N/A
2. Auxiliary Building Ventilation System				
a. RE-214, Noble Gas (Auxiliary Building Vent Stack)	D	R	Q	M
b. RE-315, Noble Gas (Auxiliary Building SPING)	D	R	Q	M
c. Isokinetic Iodine and Particulate Continuous Air Sampling System	W	R	N/A	N/A
3. Condenser Air Ejector System				
a. RE-225, Noble Gas (Combined Air Ejector Discharge)	D	R	Q	M
b. RE-215, Noble Gas (Air Ejectors – 1 per unit)	D	R	Q	M
c. Flow Rate Monitor – Air Ejectors (1 per unit)	D	R	N/A	N/A
4. Containment Purge and Vent System				
a. RE-212, Noble Gas (1 per unit)	D	R	Q	M <sup>1</sup>
b. 30 cfm Vent Path Flow Indication	P/D	R	N/A	N/A
c. RE-305, Noble Gas (Purge Exhaust SPING – 1 per unit)	D	R	Q	M <sup>1</sup>
d. Iodine and Particulate Continuous Air Sampler	P/W	N/A	N/A	N/A
e. Sampler Flow Rate Measuring Device	P/D	R	N/A	N/A
5. Fuel Storage and Drumming Area Ventilation Stack				
a. RE-221, Noble Gas (Drumming Area Vent Stack)	D	R	Q	M
b. RE-325, Noble Gas (Drumming Area SPING)	D	R	Q	M
c. Isokinetic Iodine and Particulate Continuous Air Sampling System	W	R	N/A	N/A
6. Gas Stripper Building Ventilation System				
a. RE-224, Noble Gas	D	R	Q	M
b. Iodine and Particulate Continuous Air Sampler	W	N/A	N/A	N/A
c. Sampler Flow Rate Measuring Device	W	R	N/A	N/A

Legend: D = Daily R = Once per 18 months, typically during refueling  
W = Weekly P/D(W) = Prior to or immediately upon initiation of a release or daily (weekly) if a release continues for more than one day (week)  
M = Monthly Q = Quarterly N/A = Not applicable

NOTE 1: SOURCE CHECK required prior to containment purge

OFFSITE DOSE CALCULATION MANUAL

---

8.0 TOTAL DOSE

8.1 Specification

The annual (calendar year) dose or dose commitment to any MEMBER OF THE PUBLIC due to releases of radioactivity and to radiation from URANIUM FUEL SOURCES shall be limited to less than or equal to 25 mrem to the total body or any organ, except the thyroid, which shall be limited to less than or equal to 75 mrem.

8.2 Applicability

At all times.

8.3 Action

- a. With the calculated doses from the release or radioactive materials in liquid or gaseous effluents exceeding twice the limits of Sections 6.2.1, 7.2.1, or 7.3.1, calculations should be made including direct radiation contributions from the site to determine whether the above limits have been exceeded. If the limits are exceeded, a special report shall be prepared and submitted to the Commission within 30 days in lieu of a License Event Report, that includes the following:
  - the corrective action(s) taken to reduce subsequent releases to prevent recurrence of exceeding the above limits and includes the schedule for achieving conformance with the above limits.
  - An analysis that estimates the radiation exposure (dose) to a MEMBER OF THE PUBLIC from URANIUM FUEL CYCLE sources, including all effluent pathways and direct radiation, for the calendar year that includes the release(s) covered by this report, as defined in 10 CFR 20.2203.
  - A description of the levels of radiation and concentrations of radioactive material involved, and the cause of the exposure levels or concentrations.
- b. If the estimated dose(s) exceeds the above limits, and if the release condition resulting in violation of 40 CFR Part 190 has not already been corrected, a request for a variance in accordance with the provisions of 40 CFR Part 190 shall be made. Submittal of the report is considered a timely request, and a variance is granted until staff action on the request is complete.

8.4 Surveillance Requirements

- 8.4.1 Cumulative dose contributions from liquid and gaseous effluents shall be determined in accordance with Surveillance Requirements 6.2.4, 7.2.4, and 7.3.4 and in accordance with the methodology of Sections 9.2, 10.5, and 10.6, respectively.

OFFSITE DOSE CALCULATION MANUAL

---

- 8.4.2 Cumulative dose contributions from direct radiation from the reactor units shall be determined using the procedure outlined in Section 11.0. This application is applicable only under the conditions set forth in ACTION 7.1.3.

8.5 Basis

This specification is provided to meet the dose limitations of 40 CFR Part 190 that have been incorporated into 10 CFR Part 20 by 46 FR 18525. The specification requires the preparation and submittal of a special report whenever the calculated doses due to releases of radioactivity and to radiation from the URANIUM FUEL CYCLE sources exceed 25 mrem to the whole body or any organ, except the thyroid, which shall be limited to less than or equal to 75 mrem. For sites containing up to four reactors, it is highly unlikely that the resultant dose to a MEMBER OF THE PUBLIC will exceed the dose limits of 40 CFR 190 if the individual reactors remain within twice the dose design objectives of Appendix I and if direct radiation doses from the units (including outside storage tanks, the ISFSI, etc.) are kept small. The special report will describe a course of action that should result in the limitation of the annual dose to a MEMBER OF THE PUBLIC to within 40 CFR 190 limits. For the purposes of the special report, it may be assumed that the dose commitment to a MEMBER OF THE PUBLIC from other URANIUM FUEL CYCLE sources is negligible, with the exception that dose contributions from other nuclear fuel cycle facilities at the same site or within a radius of 8 km must be considered.

The Kewaunee Nuclear Power Plant (KNPP) is within a radius of 8 Km of Point Beach. KNPP is now shut down. However, should there be any stored licensed material on that site which is released to the environment; the dose contribution from that release would have to be considered when evaluating Point Beach compliance with 40 CFR 190 limits.

If the dose to any MEMBER OF THE PUBLIC is estimated to exceed the requirements of 40CFR190, the special report with a request for a variance (provided the release conditions resulting in violation of 40CFR190 have not already been corrected), in accordance with the provisions of 40CFR190.11 and 10CFR20.2203(a)(4), is considered to be a timely request and fulfills the requirements of 40CFR190 until NRC staff action is completed. The variance only relates to the limits of 40CFR190, and does not apply in any way to the other requirements for dose limitation of 10CFR20, as addressed in Sections 6.2, 7.2 and 7.3. An individual is not considered a MEMBER OF THE PUBLIC during any period in which he/she is engaged in carrying out any operation that is part of the nuclear fuel cycle.

OFFSITE DOSE CALCULATION MANUAL

---

9.0 LIQUID EFFLUENT CALCULATIONS

9.1 Monitor Alarm Setpoint Determination

The effluent monitor setpoints are established to ensure that controlled releases of liquid radioactive effluents are maintained as low as is reasonably achievable, to ensure releases result in concentrations to unrestricted areas within the limits specified in Section 6.1 and to ensure that the dose limits of 10 CFR 50, Appendix I are not exceeded.

The computerized PBNP Radiation Monitoring System (RMS) permits each effluent radiation monitor to be programmed to alarm at two distinct setpoints. The alert setpoint, typically twice the steady-state reading, is intended to delineate a changing plant condition, and is established for evaluation purposes only. The high alarm or trip setpoint either will actuate a control function as applicable or will require corrective action to be initiated.

Alert Setpoint Guidelines

The alert setpoint of each effluent monitor normally will be set to alarm at two times the established steady-state reading. The alert setpoint is normally set at concentrations well below the alarm setpoint value and is never to be set in excess of the alarm setpoint. Certain situations during the course of plant operations may require a deviation from the two times steady-state value. The intent of this setpoint is to warn of changing plant conditions, which may warrant an evaluation to determine the cause of the increased reading. If the increased level is actually due to an increased radiation inventory within the system being monitored, as opposed to an increased background radiation field in the vicinity of the detector, an evaluation should be made to determine the impact of the release. The alert setpoint may be adjusted with prior approval. Alert setpoint adjustments are to be made in accordance with the PBNP RMS Alarm Setpoint and Response Book (Ref. OM 4.1.7).

High Alarm or Trip Setpoint Guidelines

In accordance with TS 5.5.4 and as stated in Section 6.1, the high alarm or trip setpoint for effluent monitors shall be established to annunciate at concentrations that would result in an UNRESTRICTED AREA concentration equal to or greater than 10x the applicable maximum effluent concentration (MEC) for a single radionuclide. For a mixture of radionuclides, the setpoint shall be established so that the sum of fractions (SOF), as defined in Appendix B of 10 CFR 20, is less than or equal to one. If the setpoints listed in Table 9-1 exceed the monitor's saturation or fail high level, the setpoint may be set at a value  $\leq 70\%$  of the fail high level (MSSM No. 93-01). These monitors are indicated by an asterisk (\*) in Table 9-1. The appropriate detailed response to an effluent alarm is described in the PBNP RMS Alarm Setpoint and Response Book.

The effluent monitor setpoints are established to ensure that controlled releases of liquid radioactive effluent are maintained as low as is reasonably achievable, to ensure releases result in concentrations to UNRESTRICTED AREAS within the specified limits described in Section 6.1.1 and to ensure that the dose limits of 10 CFR50, Appendix 1 are not exceeded.

OFFSITE DOSE CALCULATION MANUAL

---

The following equation must be satisfied to meet the liquid effluent restriction:

$$c \leq \frac{C(F + f)}{f} \quad [9-1]$$

Where:  $c$  = The setpoint of the radioactivity monitor measuring the radioactivity concentration in the effluent line prior to dilution and subsequent release; the setpoint, which is inversely proportional to the volumetric flow of the dilution stream plus the effluent stream, represents a value which, if exceeded, would result in concentration exceeding the TS limits of 10x the 10 CFR 20 values in the UNRESTRICTED AREA ( $\mu\text{Ci/mL}$ )

$C$  = 10x the effluent concentration limit from 10 CFR 20, Appendix B, Table 2 Column 2 (see section 6.1.1) ( $\mu\text{Ci/mL}$ )

$f$  = the flow rate at the radiation monitor location (volume/time)

$F$  = The dilution water flow rate as measured prior to the release point (volume/time)

Note: If no dilution is provided, then  $c \leq C$ . Also if  $F$  is large compared to  $f$ , then  $(F+f) \approx F$

The liquid monitor setpoints are based on 10x the 10CFR20, Appendix B, Table 2, Column 2 maximum effluent concentration (MEC) values as allowed by the Point Beach TS. For a mixture of radionuclides, the setpoint is calculated so that the summation of fractions (SOF) will not exceed unity, i.e.

$$SOF = \sum \frac{C_i}{MEC_i} \leq 1 \quad [9-2]$$

Where:  $C_i$  = The concentration of radionuclide  $i$  in the liquid effluent ( $\mu\text{Ci/mL}$ )

$MEC_i$  = 10 times the Maximum Effluent Concentration value corresponding to radionuclide " $i$ " from 10 CFR Part 20, Appendix B, Column 2 ( $\mu\text{Ci/mL}$ ),

The SOF meeting the  $\leq 1$  criterion means that the discharge concentration could have been higher by a factor of  $1/\text{SOF}$  such that the effective maximum effluent concentration (EMEC) for the mixture could have been

$$EMEC = \frac{\sum C_i}{\sum \frac{C_i}{MEC_i}} \quad [9-3]$$

The setpoints for liquid effluent monitors are determined by the following equation:

OFFSITE DOSE CALCULATION MANUAL

---

$$SP \leq \frac{\sum(C_i) \times CW}{\sum \frac{C_i}{MEC_i} \times RR} \quad [9-4]$$

$$SP \leq \frac{EMEC \times CW}{RR} \beta cf \quad [9-5]$$

Where:	SP	=	Setpoint of the radiation monitor (cpm or $\mu\text{Ci/mL}$ , depending upon the specific monitor),
	EMEC	=	The effective MEC value for the mixture of radionuclides in the effluent stream ( $\mu\text{Ci/mL}$ )
	CW	=	the circulating water flow rate (dilution water flow) at the time of the release (gpm)
	$C_i$	=	The concentration of radionuclide $i$ in the liquid effluent ( $\mu\text{Ci/mL}$ )
	RR	=	The liquid effluent release rate (gpm)
	$\beta cf$	=	Beta correction factor to account for pure beta emitters such as H-3 which are not detected by the monitors

Note: The EMEC includes pure beta emitting radionuclides that may are not be detected by the monitors (i.e., non-gamma emitters). See Appendix A for a discussion of this factor.

If the nuclide specific sensitivity is unavailable, the default sensitivity based upon system calibration should be used. The default sensitivity is based upon the monitor response to the 2000 – 2010 average liquid isotopic distribution, as presented in Appendix A.

$$\text{Sensitivity} = \frac{\text{Monitor Response}}{\sum (\mu\text{Ci/cc}_i)} \quad [9-6]$$

Where:	Monitor Response	=	the counts per minute registered by the monitor exposed to a calibration source
	$\sum(\mu\text{Ci/cc}_i)$	=	total concentration of radionuclides in the 2000 - 2010 average liquid effluent isotopic distribution.

In the event that an alarm setpoint, based upon the concentration limits of Section 6.1.1, is exceeded during any release of liquid effluents, an evaluation of compliance with the concentration limits may be performed using the following equation:

$$\sum \left[ \frac{C_i}{MEC_i} \times \frac{RR}{CW} \right] \leq 1 \quad [9-7]$$

Where:	$C_i$	=	the concentration of radionuclide "i" in the liquid effluent ( $\mu\text{Ci/mL}$ ),
	RR	=	the liquid effluent release rate (gpm)

## OFFSITE DOSE CALCULATION MANUAL

---

$CW$  = the circulating water flow rate (dilution water flow) at  
the time of the release (gpm),

### Default Monitor Setpoints

A default alarm setpoint for each liquid monitor is based upon the 2000 – 2010 average radionuclide concentration in the effluent discharged to the UNRESTRICTED AREA. The concentration in the release is calculated assuming a minimum circulating water flow rate of 243,000 gpm and the physical maximum flow rate of the individual liquid effluent waste stream. Maximum waste discharge flow rates, the monitors associated with each liquid effluent pathway and the maximum TS default setpoints are listed in Table 9-1. The isotopic distribution of the waste system is obtained from the historical PBNP release data for the eleven years mentioned above. This information can be found in Appendix A.

As indicated in Table 9-1, several liquid RMS monitors fail high before reaching the TS high alarm setpoint. For these monitors, as described above, the  $\leq 70\%$  of the fail high value will be applied to the monitor in lieu of the calculated default setpoint.

Additionally, RE-230, Waste Water Effluent Monitor, is impacted by a PBNP EP requirement for EAL declaration, therefore the application of the  $\leq 70\%$  of the fail high value is not an acceptable option. To fulfill the EAL requirement, RE-230 must be capable of reading 2x the ODCM setpoint on the liquid radiation monitor. As a result, the alarm setpoint as described in this section cannot be implemented for RE-230, Waste Water Effluent Monitor.

Therefore, instead of utilizing the TS limit of 10x the 10 CFR 20, Appendix B, Table 2, Column 2, concentrations, the ODCM (Revision 18) RE-230 setpoint of 1.03E-03  $\mu\text{Ci/cc}$  value will be used as the basis for the new setpoint. This setpoint is based on 1x the current 10 CFR 20, Appendix B, Table 2, Column 2, concentrations AND the old circulating water minimum flow rate of 206 Kgal/min. The ODCM (Revision 18) setpoint will be modified by the ratio of the current minimum circulating water flow rate of 243 Kgal/min to the old minimum circulating water flow rate. The flow augmentation factor is 1.18E+00 ( $243/206 = 1.18E+00$ ). The application of this flow factor results in an RE-230 setpoint of 1.22E-03  $\mu\text{Ci/cc}$ .



OFFSITE DOSE CALCULATION MANUAL

TABLE 9-1  
LIQUID EFFLUENT PATHWAYS

LIQUID EFFLUENT PATHWAY	PATHWAY MONITOR <sup>3</sup>		DISCHARGE FLOWRATE (GPM)	CALCULATED DEFAULT SETPOINT <sup>1</sup> (μCi/cc)
Recirculation Water	None	1 pump, either unit	243,000	N/A
		2 pumps, either unit	394,000	N/A
		1 pump, each unit	484,000	N/A
		1 pump, one unit & 2 pumps, other unit	619,000	N/A
		2 pumps, each unit	744,000	N/A
Service Water Return (normal cool down per pump)	1(2)RE-229	2 pumps @ 7500 gpm	15,000	
		3 pumps @ 6300 gpm	18,900	
		4 pumps @ 5100 gpm	20,400	
		5 pumps @ 4300 gpm	21,500	
		6 pumps @ 3700 gpm	22,200	1.14E-03
Steam Generator Blowdown	1(2)RE-219* & 1 (2)RE-222	Max Flow Rate	200	1.26E-01
Waste Water Effluent <sup>2</sup>	RE-230	Max Flow Rate (both filter skids running in parallel)	700	1.22E-03
Spent Fuel Pool	RE-220*	Max Flow Rate	700	3.61E-02
Waste Distillate & Condensate Storage Tank Discharge	RE-218* & RE-223*	Max Flow Rate	100	2.53E-01
Containment Fan Cooler Return	1(2)RE-216*	Max Flow Rate (per Containment)	4000	6.32E-03

NOTE 1: Setpoints except for RE-230 are based on 10x the MEC values listed in 10CFR20, Appendix B, Table 2, Column 2. PBNP TS Section 5.5.4.b allows concentrations of radioactive material released to unrestricted areas to be 10x the MEC values.

NOTE 2: RE-230 setpoint explanation can be found in Section 9.1, Default Monitor Setpoints.

NOTE 3: Monitors marked with an asterisk (\*) have a calculated default alarm setpoint above the monitors fail high or saturation level. See Section 9.1, High Alarm or Trip Setpoint Guidelines for further explanation.

## OFFSITE DOSE CALCULATION MANUAL

---

### 9.2 Liquid Dose Calculations

Section 6.2.1 establishes dose or dose commitment limits to members of the public from radioactive materials in liquid effluents.

The following equation may be used to determine the dose or dose commitment to members of the public due to these releases:

$$D_o = \frac{1.67E-02 * Vol}{CW} * \sum (C_i * A_{io}) \quad [9-8]$$

Where:

- $D_o$  = dose or dose commitment for the release or release period evaluated, to organ "o", including total body (mrem)
- $Vol$  = volume of liquid effluent released for the release or release period evaluated (gal),
- $CW$  = average circulating water discharge rate during the release period (gpm)
- $C_i$  = average concentration of radionuclide "i", in undiluted liquid effluent representative of the waste volume  $Vol$  ( $\mu\text{Ci/mL}$ ),
- $A_{io}$  = ingestion dose factor to the total body or any organ "o" for radionuclide "i" (mrem/hr per  $\mu\text{Ci/mL}$ )
- $1.67E-02$  = Conversion factor (hr/min)

The default PBNP site-specific liquid dose commitment factors ( $A_{io}$ ), presented in Table 9-3, have been derived using guidance from Regulatory Guide 1.109 and NUREG-0133. NUREG-0133 states that the maximum exposed individual's cumulative dose contribution should consider consumption of fish, invertebrates (not applicable to Point Beach) and potable water as appropriate. The NUREG goes on to state that the adult is normally the maximum exposed individual. Therefore, the default factors contained in Table 9-3 are based on adult dose conversion factors, fish consumption from Lake Michigan plus potable water consumption from the Two Rivers facility. The derivation of these factors is described in detail in Appendix B. Dose conversion factors for other age ranges are provided in Appendix K. A summary of the liquid effluent sub-pathways applicable to Point Beach is described below in Table 9-2.

OFFSITE DOSE CALCULATION MANUAL

TABLE 9-2  
LIQUID EFFLUENT SUB-PATHWAYS

LIQUID EFFLUENT SUB-PATHWAY	APPLICABLE	JUSTIFICATION	LOCATION
Aquatic Foods (fish)	Yes	Fish assumed to be caught at PBNP discharge	PBNP discharge
Aquatic Foods (invertebrates)	No	No invertebrates are consumed from Lake Michigan	N/A
Irrigated Foods (meat from watered cattle)	No	In the area of PBNP, only well water is used to irrigate crops or water animals. Lake Michigan water is not used.	N/A
Irrigated Foods (milk from watered cattle)	No	In the area of PBNP, only well water is used to irrigate crops or water animals. Lake Michigan water is not used.	N/A
Potable Water	Yes	Assumed drinking water obtained from Two Rivers facility, 11 miles south of PBNP.	Two Rivers
Shoreline Deposits	No	Although shoreline deposits could be considered, NUREG-0133 provides guidance that the dose consequence of this pathway is generally negligible.	N/A

OFFSITE DOSE CALCULATION MANUAL

TABLE 9-3  
PBNP SITE-SPECIFIC LIQUID DOSE COMMITMENT FACTORS,  $A_{io}$   
(mrem/hr per  $\mu\text{Ci/mL}$ )

NUCLIDE	BONE	LIVER	BODY	THYROID	KIDNEY	LUNG	GILL
H-3	0.00E+00	2.06E-01	2.06E-01	2.06E-01	2.06E-01	2.06E-01	2.06E-01
C-14	3.56E+03	7.13E+02	7.13E+02	7.13E+02	7.13E+02	7.13E+02	7.13E+02
F-18	1.80E-02	0.00E+00	2.00E-03	0.00E+00	0.00E+00	0.00E+00	5.34E-04
Na-22	5.29E+02	5.29E+02	5.29E+02	5.29E+02	5.29E+02	5.29E+02	5.29E+02
Na-24	2.71E+01	2.71E+01	2.71E+01	2.71E+01	2.71E+01	2.71E+01	2.71E+01
P-32	5.13E+06	3.19E+05	1.98E+05	0.00E+00	0.00E+00	0.00E+00	5.76E+05
Sc-46	2.03E-02	3.95E-02	1.15E-02	0.00E+00	3.68E-02	0.00E+00	1.92E+02
Cr-51	0.00E+00	0.00E+00	1.51E-01	9.03E-02	3.33E-02	2.00E-01	3.80E+01
Mn-54	0.00E+00	5.11E+02	9.76E+01	0.00E+00	1.52E+02	0.00E+00	1.57E+03
Mn-56	0.00E+00	4.97E-01	8.82E-02	0.00E+00	6.31E-01	0.00E+00	1.59E+01
Fe-55	8.36E+01	5.78E+01	1.35E+01	0.00E+00	0.00E+00	3.22E+01	3.31E+01
Fe-59	1.31E+02	3.07E+02	1.18E+02	0.00E+00	0.00E+00	8.58E+01	1.02E+03
Co-57	0.00E+00	2.93E+00	4.88E+00	0.00E+00	0.00E+00	0.00E+00	7.45E+01
Co-58	0.00E+00	1.24E+01	2.78E+01	0.00E+00	0.00E+00	0.00E+00	2.52E+02
Co-60	0.00E+00	3.60E+01	7.93E+01	0.00E+00	0.00E+00	0.00E+00	6.75E+02
Ni-63	3.95E+03	2.74E+02	1.33E+02	0.00E+00	0.00E+00	0.00E+00	5.72E+01
Ni-65	5.28E-01	6.85E-02	3.13E-02	0.00E+00	0.00E+00	0.00E+00	1.74E+00
Cu-64	0.00E+00	6.08E-01	2.86E-01	0.00E+00	1.53E+00	0.00E+00	5.18E+01
Zn-65	2.65E+03	8.42E+03	3.80E+03	0.00E+00	5.63E+03	0.00E+00	5.30E+03
Zn-69m	5.06E+01	1.21E+02	1.11E+01	0.00E+00	7.35E+01	0.00E+00	7.41E+03
Zn-69	7.56E-04	1.45E-03	1.00E-04	0.00E+00	9.39E-04	0.00E+00	2.17E-04
As-76	8.45E+00	2.46E+01	1.23E+02	7.37E+00	3.00E+01	7.68E+00	1.08E+03
Br-82	0.00E+00	0.00E+00	2.07E+02	0.00E+00	0.00E+00	0.00E+00	2.37E+02
Br-83	0.00E+00	0.00E+00	1.44E-01	0.00E+00	0.00E+00	0.00E+00	2.07E-01
Br-84	0.00E+00	0.00E+00	9.10E-07	0.00E+00	0.00E+00	0.00E+00	7.14E-12
Br-85	0.00E+00	0.00E+00	0.00E+00	0.00E+00	0.00E+00	0.00E+00	0.00E+00
Rb-86	0.00E+00	1.13E+04	5.28E+03	0.00E+00	0.00E+00	0.00E+00	2.23E+03
Rb-88	0.00E+00	1.87E-11	9.93E-12	0.00E+00	0.00E+00	0.00E+00	0.00E+00
Rb-89	0.00E+00	1.84E-13	1.29E-13	0.00E+00	0.00E+00	0.00E+00	0.00E+00
Sr-89	3.46E+03	0.00E+00	9.92E+01	0.00E+00	0.00E+00	0.00E+00	5.54E+02
Sr-90	9.90E+04	0.00E+00	1.33E+03	0.00E+00	0.00E+00	0.00E+00	2.49E+03
Sr-91	1.98E+01	0.00E+00	8.01E-01	0.00E+00	0.00E+00	0.00E+00	9.44E+01
Sr-92	8.15E-01	0.00E+00	3.53E-02	0.00E+00	0.00E+00	0.00E+00	1.62E+01
Y-90	7.58E-02	0.00E+00	2.03E-03	0.00E+00	0.00E+00	0.00E+00	8.04E+02
Y-91m	2.84E-08	0.00E+00	1.10E-09	0.00E+00	0.00E+00	0.00E+00	8.36E-08
Y-91	1.39E+00	0.00E+00	3.73E-02	0.00E+00	0.00E+00	0.00E+00	7.67E+02
Y-92	5.49E-04	0.00E+00	1.60E-05	0.00E+00	0.00E+00	0.00E+00	9.61E+00
Y-93	8.40E-03	0.00E+00	2.32E-04	0.00E+00	0.00E+00	0.00E+00	2.66E+02
Zr-95	1.22E-01	3.92E-02	2.65E-02	0.00E+00	6.15E-02	0.00E+00	1.24E+02
Zr-97	1.66E-03	3.35E-04	1.53E-04	0.00E+00	5.06E-04	0.00E+00	1.04E+02

OFFSITE DOSE CALCULATION MANUAL

TABLE 9-3  
PBNP SITE-SPECIFIC LIQUID DOSE COMMITMENT FACTORS,  $A_{io}$

NUCLIDE	BONE	LIVER	BODY	THYROID	KIDNEY	LUNG	GI-LLI
Nb-95	5.03E+01	2.80E+01	1.50E+01	0.00E+00	2.77E+01	0.00E+00	1.70E+05
Nb-97	4.93E-04	1.25E-04	4.55E-05	0.00E+00	1.45E-04	0.00E+00	4.60E-01
Mo-99	0.00E+00	1.87E+01	3.55E+00	0.00E+00	4.23E+01	0.00E+00	4.33E+01
Tc-99m	2.56E-04	7.23E-04	9.21E-03	0.00E+00	1.10E-02	3.54E-04	4.28E-01
Tc-99	9.10E-01	1.35E+00	3.65E-01	0.00E+00	1.70E+01	1.15E-01	4.43E+01
Tc-101	5.94E-19	8.56E-19	8.39E-18	0.00E+00	1.54E-17	4.37E-19	0.00E+00
Ru-103	1.07E+00	0.00E+00	4.61E-01	0.00E+00	4.08E+00	0.00E+00	1.25E+02
Ru-105	6.46E-03	0.00E+00	2.55E-03	0.00E+00	8.35E-02	0.00E+00	3.95E+00
Ru-106	1.62E+01	0.00E+00	2.05E+00	0.00E+00	3.14E+01	0.00E+00	1.05E+03
Rh-105	4.12E-01	3.01E-01	1.98E-01	0.00E+00	1.28E+00	0.00E+00	4.80E+01
Ag-110m	6.09E-01	5.63E-01	3.34E-01	0.00E+00	1.11E+00	0.00E+00	2.30E+02
Sn-113	7.87E+02	1.33E+02	2.21E+03	6.96E+01	1.82E+02	8.17E+01	2.42E+04
Sn-117m	1.48E+03	5.03E+01	2.10E+03	1.01E+01	7.69E+01	1.60E+01	2.37E+04
Sb-122	1.44E+00	7.92E-01	1.36E+01	1.68E-01	5.60E-01	2.16E-01	1.44E+02
Sb-124	9.51E+00	1.80E-01	3.77E+00	2.31E-02	0.00E+00	7.40E+00	2.70E+02
Sb-125	6.20E+00	6.93E-02	1.48E+00	6.31E-03	0.00E+00	4.78E+00	6.83E+01
Te-125m	2.98E+02	1.08E+02	4.00E+01	8.97E+01	1.21E+03	0.00E+00	1.19E+03
Te-127m	7.56E+02	2.70E+02	9.21E+01	1.93E+02	3.07E+03	0.00E+00	2.53E+03
Te-127	4.95E+00	1.78E+00	1.07E+00	3.67E+00	2.02E+01	0.00E+00	3.91E+02
Te-129m	1.27E+03	4.75E+02	2.02E+02	4.38E+02	5.32E+03	0.00E+00	6.42E+03
Te-129	2.63E-03	9.88E-04	6.40E-04	2.02E-03	1.10E-02	0.00E+00	1.98E-03
Te-131m	1.45E+02	7.07E+01	5.89E+01	1.12E+02	7.16E+02	0.00E+00	7.02E+03
Te-131	4.59E-09	1.92E-09	1.45E-09	3.77E-09	2.01E-08	0.00E+00	6.50E-10
Te-132	2.51E+02	1.63E+02	1.53E+02	1.80E+02	1.57E+03	0.00E+00	7.69E+03
I-130	1.74E+00	5.13E+00	2.02E+00	4.35E+02	8.00E+00	0.00E+00	4.41E+00
I-131	2.75E+01	3.93E+01	2.25E+01	1.29E+04	6.73E+01	0.00E+00	1.04E+01
I-132	2.16E-02	5.77E-02	2.02E-02	2.02E+00	9.19E-02	0.00E+00	1.08E-02
I-133	4.80E+00	8.35E+00	2.55E+00	1.23E+03	1.46E+01	0.00E+00	7.51E+00
I-134	3.28E-05	8.91E-05	3.19E-05	1.54E-03	1.42E-04	0.00E+00	7.76E-08
I-135	5.19E-01	1.36E+00	5.01E-01	8.96E+01	2.18E+00	0.00E+00	1.53E+00
Cs-134	3.40E+04	8.10E+04	6.62E+04	0.00E+00	2.62E+04	8.70E+03	1.42E+03
Cs-134m	6.59E-01	1.39E+00	7.08E-01	0.00E+00	7.51E-01	1.18E-01	4.88E-01
Cs-136	3.47E+03	1.37E+04	9.86E+03	0.00E+00	7.62E+03	1.04E+03	1.56E+03
Cs-137	4.36E+04	5.97E+04	3.91E+04	0.00E+00	2.03E+04	6.73E+03	1.16E+03
Cs-138	5.58E-06	1.10E-05	5.46E-06	0.00E+00	8.10E-06	8.00E-07	4.70E-11
Ba-139	2.73E-04	1.94E-07	7.99E-06	0.00E+00	1.82E-07	1.10E-07	4.84E-04
Ba-140	7.97E+01	1.00E-01	5.22E+00	0.00E+00	3.41E-02	5.73E-02	1.64E+02
Ba-141	7.35E-14	5.55E-17	2.48E-15	0.00E+00	5.16E-17	3.15E-17	0.00E+00
Ba-142	0.00E+00	0.00E+00	0.00E+00	0.00E+00	0.00E+00	0.00E+00	0.00E+00
La-140	1.73E-02	8.74E-03	2.31E-03	0.00E+00	0.00E+00	0.00E+00	6.41E+02
La-142	3.93E-06	1.79E-06	4.45E-07	0.00E+00	0.00E+00	0.00E+00	1.30E-02

OFFSITE DOSE CALCULATION MANUAL

TABLE 9-3  
PBNP SITE-SPECIFIC LIQUID DOSE COMMITMENT FACTORS,  $A_{io}$

NUCLIDE	BONE	LIVER	T.BODY	THYROID	KIDNEY	LUNG	GI-LLI
Ce-141	3.12E-02	2.11E-02	2.39E-03	0.00E+00	9.80E-03	0.00E+00	8.07E+01
Ce-143	2.28E-03	1.68E+00	1.86E-04	0.00E+00	7.41E-04	0.00E+00	6.29E+01
Ce-144	1.69E+00	7.05E-01	9.05E-02	0.00E+00	4.18E-01	0.00E+00	5.70E+02
Pr-143	8.76E-02	3.51E-02	4.34E-03	0.00E+00	2.03E-02	0.00E+00	3.84E+02
Pr-144	5.87E-17	2.44E-17	2.98E-18	0.00E+00	1.37E-17	0.00E+00	0.00E+00
Nd-147	5.92E-02	6.84E-02	4.09E-03	0.00E+00	4.00E-02	0.00E+00	3.28E+02
Eu-152	1.97E+00	4.44E-01	3.90E-01	0.00E+00	2.75E+00	0.00E+00	2.56E+02
W-187	2.38E+01	1.99E+01	6.96E+00	0.00E+00	0.00E+00	0.00E+00	6.52E+03
U-235	2.56E+03	0.00E+00	1.55E+02	0.00E+00	5.98E+02	0.00E+00	2.50E+02
U-238	2.45E+03	0.00E+00	1.45E+02	0.00E+00	5.60E+02	0.00E+00	1.76E+02
Np-239	4.91E-03	4.83E-04	2.66E-04	0.00E+00	1.51E-03	0.00E+00	9.90E+01
Am-241	8.19E+03	2.88E+03	5.41E+02	0.00E+00	4.07E+03	0.00E+00	7.42E+02

**NOTE:**  $A_{io}$  factors listed above are for the controlling (adult) age group, per NUREG-0133 guidance. The pathways included are fish and potable water, the only significant, applicable pathways present at Point Beach.

### 9.3 Dose Projections

As required by TS 5.5.4.e and TS 5.5.4.f dose projections shall be made at least once every 31 days. As described in Section 6.3.1, when the projected doses in a period of 31 days would exceed 2% of the guidelines for the annual dose or dose commitment, appropriate portions of the liquid effluent treatment system should be used to reduce releases of radioactivity to within the allowable limits. The following equations should be used to perform dose projections:

$$D_{tbp} = D_{tb} \left( \frac{31}{d} \right) \quad [9-9]$$

$$D_{maxp} = D_{max} \left( \frac{31}{d} \right) \quad [9-10]$$

Where:

- $D_{tbp}$  = total body dose projection for the current calendar month (mrem)
- $D_{tb}$  = total body dose to date for the current calendar month as determined by Equation 9-7 (mrem)
- $D_{maxp}$  = maximum organ dose projection for the current calendar month (mrem)
- $D_{max}$  = maximum organ dose to date for the current calendar month as determined by Equation 9-7 (mrem)
- $d$  = number of days to date for the current calendar month
- 31 = number of days in projection

## OFFSITE DOSE CALCULATION MANUAL

---

### 10.0 GASEOUS EFFLUENT CALCULATIONS

#### 10.1 Monitor Alarm Setpoint Determination

The computerized PBNP radiation monitoring system permits each effluent radiation monitor to be programmed to alarm at two distinct setpoints. The alert setpoint, typically twice the steady state reading, is intended to delineate a changing plant condition, and is established for evaluation purposes only. The high alarm or trip setpoint either will actuate a control function as applicable or will require corrective action to be initiated.

##### Alert Setpoint Guidelines

The alert setpoint of each effluent monitor will normally be set to alarm at two times the established steady-state reading. The alert setpoint is normally set at concentrations well below the alarm setpoint value and is never to be set in excess of the alarm setpoint. Certain situations during the course of plant operations may require a deviation from the two times steady-state value. The intent of this setpoint is to warn of changing plant conditions, which may warrant an evaluation to determine the cause of the increased reading. If the increased level is actually due to an increased radiation inventory with the system being monitored, as opposed to an increased background radiation field in the vicinity of the detector, an evaluation should be made to determine the impact of the release. The alert setpoint may be adjusted with prior approval. Alert setpoint adjustments are to be made in accordance with the PBNP RMS Alarm Setpoint and Response Book (Ref. OM 4.1.7). The appropriate detailed response to an effluent alarm also is described in the PBNP RMS Alarm Setpoint and Response Book.

##### High Alarm or Trip Setpoint Guidelines

In accordance with PBNP TS 5.5.4.a, alarm setpoints shall be established for the gaseous effluent monitoring instrumentation to ensure that the release rate of noble gases does not exceed the instantaneous dose rate limits of Section 7.1.1. These limits correspond to a dose rate at or beyond the SITE BOUNDARY of 500 mrem/yr to the total body or 3000 mrem/yr to the skin.

Certain airborne effluent monitors cannot reach the calculated setpoint because they fail high at a lower value. These monitors are indicated by an asterisk (\*) in Table 10-1. It is plant operational practice to set these monitors at  $\leq 70\%$  of the fail high value (MSSM No. 93-01). The following mid-range SPING monitors can read the calculated default setpoints: SPING 21, 1RE-307; SPING22, 2RE-307; SPING 23, RE-317; and SPING 24, RE-327.



OFFSITE DOSE CALCULATION MANUAL

---

The radiation monitoring alarm setpoints are established using the following equations:

$$SP_{TB} \leq \frac{\sum Ci * 500}{472 * \chi / Q_{NG} * VF * \sum (Ci * Ki)} * AF$$

$$SP_S \leq \frac{\sum Ci * 3000}{472 * \chi / Q_{NG} * VF * \sum [Ci * (Li + 1.1Mi)]} * AF \quad [10-1]$$

Where:

- $SP_{TB}$  = monitor setpoint corresponding to the release rate limit for the total body dose rate of 500 mrem/yr ( $\mu\text{Ci/cc}$ )
- $SP_S$  = monitor setpoint corresponding to the release rate limit for the skin dose rate of 3000 mrem/yr ( $\mu\text{Ci/cc}$ )
- 500 = total body dose rate limit (mrem/yr)
- 3000 = skin dose rate limit (mrem/yr)
- $\chi / Q_{NG}$  = atmospheric dispersion for direct exposure to noble gas at or beyond the SITE BOUNDARY (sec/m<sup>3</sup> see Table 10-2)
- $VF$  = ventilation flow rate for the applicable release point and monitor (ft<sup>3</sup>/min)
- $C_i$  = concentration of noble gas radionuclide "i" as determined by radioanalysis of grab sample ( $\mu\text{Ci/cc}$ )
- $K_i$  = total body dose conversion factor for noble gas radionuclide "i" (mrem/yr per  $\mu\text{Ci/m}^3$ , see Table 10-3)
- $L_i$  = beta skin dose conversion factor for noble gas radionuclide "i" (mrem/yr per  $\mu\text{Ci/m}^3$ , see Table 10-3)
- $M_i$  = gamma air dose conversion factor for noble gas radionuclide "i" (mrad/yr per  $\mu\text{Ci/m}^3$ , see Table 10-3)
- 1.1 = mrem skin dose per mrad gamma air dose (mrem/mrad),
- 472 = 28317 (cc/ft<sup>3</sup>) x 1/60 (min/sec)
- $AF$  = additional reduction factor of 0.25 applied to the four release point monitors (RE-214, -221, -224, and -225) to ensure that the maximum allowable SITE BOUNDARY dose rates will not be exceeded in the event simultaneous release from these points occur

The lesser value of  $SP_{TB}$  and  $SP_S$  is used to establish the monitor setpoint.

## OFFSITE DOSE CALCULATION MANUAL

---

### Default Monitor Setpoints

Default setpoints are established to eliminate the potential of periodically having to adjust the setpoint to reflect slight variations in the radionuclide distribution and variations in release flow rates. Using activities obtained from the 2000-2010 average annual atmospheric releases (see Appendix C for a detailed discussion), the highest annual  $\chi/Q$ , and the maximum ventilation flow rates for each pathway, default setpoints can be determined using Equations 10-1 and 10-2.

Gaseous effluent pathway discharge flow rates, the monitors associated with each pathway and default setpoints are listed in Table 10-1. If the default setpoints listed in Table 10-1 exceed the monitors' saturation or fail high levels, the MSS has approved (MSSM No. 93-01) the use of a setpoint which is set at  $\leq 70\%$  of that monitor's fail high level. The current alarm levels are recorded in the RMS Alarm Setpoint and Response Book.

Adjustments may be made to the alarm setpoints for release periods if actual flow rates are reduced to less than the maximum values or the actual  $\chi/Q$  values are calculated.

This is not typical under conditions with elevated levels in containment or the waste gas decay tank. Alarm setpoint adjustments which result in values higher than the default values are to be made in accordance with the provisions and methodologies of the PBNP RMS Alarm Setpoint and Response Book.

To maintain the inequality of Equations 10-1 and 10-2 during the release, the release rate (or release of gaseous effluents) may be adjusted. If at any time the monitor response is greater than that anticipated for the gaseous release (i.e., above the alert alarm setpoint), the activity should be re-evaluated. This re-evaluation will may include resampling of the applicable waste stream.

With the setpoints being calculated based on TS release limits, some monitors fail high below the calculated default alarm setpoint. This value is the TS limit that will be reached at the sector of the site boundary with the highest  $X/Q$  and  $D/Q$  values. For the current airborne monitors, one of the associated SPING monitors has the range required to encompass the default alarm setpoint.

OFFSITE DOSE CALCULATION MANUAL

TABLE 10-1  
GASEOUS EFFLUENT PATHWAYS

GASEOUS EFFLUENT PATHWAY	MONITORS	DISCHARGE FLOW RATE (cfm)	CALCULATED DEFAULT SETPOINT (μCi/cc)
1. Auxiliary Building Vent	RE-214* & SPING 23	66,400 (1500 <sup>1</sup> )	6.75E-04
2. Combined Air Ejector	RE-225*	20	2.24E+00
3. Unit Air Ejector	1(2) RE-215*	10	1.79E+01
4. Containment Purge/Vent			
Unit 1	1RE-212* & SPING 21	25,000 <sup>2</sup>	7.17E-03
Unit 2	2RE-212* & SPING 22	38,000 <sup>3</sup>	4.72E-03
Unit 1(2)	1(2) RE-212*	35 <sup>4</sup>	5.12E+00
5. Gas Stripper Building	RE-224*	13,000 (250 <sup>1</sup> )	3.45E-03
6. Drumming Area Vent	RE-221* & SPING 24	43,100 (500 <sup>1</sup> )	1.04E-03

NOTE 1: From RAM 5.1, Radioactive Airborne Effluent Releases, Table 2, convective flow with fans off

NOTE 2: Two fans of 12,500 cfm

NOTE 3: Two fans + 13,000 cfm from gas stripper bldg.

NOTE 4: Forced vent with nominal 35 cfm flow rate

NOTE 5: Monitors marked with an asterisk (\*) have a calculated default alarm setpoint above the monitors fail high or saturation level. See Section 10.1, High Alarm or Trip Setpoint Guidelines for further explanation and designation of SPING monitors that can be set at the calculated default setpoint.

OFFSITE DOSE CALCULATION MANUAL

TABLE 10-2  
CONTROLLING LOCATIONS, PATHWAYS AND ATMOSPHERIC DISPERSION FOR DOSE  
CALCULATIONS

ODCM SECTION	LOCATION	DISTANCE AND DIRECTION	PATHWAY(S)	$\chi/Q^1$ (sec/m <sup>3</sup> )	D/Q (m <sup>-2</sup> )
7.1.1.a	Site boundary	SSE, 1220 meters <sup>2</sup>	Noble gases Direct exposure	1.09E-06	N/A
7.1.1.b	Site boundary	SSE, 1220 meters	Inhalation	1.09E-06	N/A
7.2.1	Site boundary	SSE, 1220 meters	Gamma-air Beta-air	1.09E-06	N/A
7.3.1	Residence/dairy	SSW, 1290 meters <sup>3</sup>	Inhalation, milk, meat, produce, leafy vegetables and ground plane.	7.15E-07	5.90E-9

NOTE 1: Atmospheric dispersion and deposition data taken from *Point Beach Annual Meteorological and Atmospheric Dispersion Report for 2009*, Report No. R-2330244-001, December 2010.

NOTE 2: Location corresponds to site boundary distance and sector with the greatest  $\chi/Q$  and D/Q values.

NOTE 3: The nearest residence/dairy is in the SSW sector. The distance is conservatively assumed to be at the site boundary.

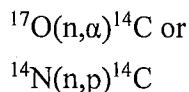
OFFSITE DOSE CALCULATION MANUAL

## 10.2 Carbon-14

Carbon-14 is a constituent of a nuclear power plants atmospheric effluent that requires specific attention and evaluation.  $^{14}\text{C}$  is a pure, low-energy beta emitter (0.156 MeV) that historically has not been a focus of ODCM and nuclear power plant radiological effluent evaluations. The low beta energy means that  $^{14}\text{C}$  is not detected by installed effluent monitors, and can only be quantified with sensitive, in-laboratory equipment. Historically,  $^{14}\text{C}$  has not been identified as a significant contributor to the effluent source term, on either an activity or dose basis. However, the continued reduction in total effluent releases has increased the relative importance of  $^{14}\text{C}$ , with respect to both the activity released and dose consequence. The PBNP methodology for estimating the activity of  $^{14}\text{C}$  released and the dose consequence of the release is described in the sections below.

### 10.2.1 Carbon-14 Effluent Activity

The annual release rate of  $^{14}\text{C}$  in gaseous effluents is calculated in accordance with the methodology described in EPRI Technical Report 1021106 "Estimation of Carbon-14 in Nuclear Power Plant Gaseous Effluents" (EPRI, 2010).  $^{14}\text{C}$  is primarily generated in a nuclear power plant by one of 2 reactions:



The  $^{14}\text{C}$  production rate is determined by the following equation:

$$\text{Prod. Rate} = \frac{N \times (\sigma_{th} \times \varphi_{th} + \sigma_{i+f} \times \varphi_{i+f}) \times 1.0E-24 \times \lambda}{3.7E-04} \quad [10-2]$$

Where:

- Prod. Rate* = Production rate of C-14 production ( $\mu\text{Ci/s-kg}$  from  $^{17}\text{O}$  and  $\mu\text{Ci/s-kg-ppm N}$  from  $^{14}\text{N}$ )
- N* = Atoms
  - $^{17}\text{O} = 1.27\text{E}+22 \text{ atoms } ^{17}\text{O/kg H}_2\text{O}$
  - $^{14}\text{N} = 4.284\text{E}+19 \text{ atoms } ^{14}\text{N/kg-ppm N}$
- $\sigma_{th}$  = "effective" thermal cross-section (b)
  - $^{17}\text{O} = 0.121$
  - $^{14}\text{N} = 0.951 \text{ (from EPRI TR-1021106)}$
- $\varphi_{th}$  = Thermal neutron flux ( $\text{n/cm}^2\text{-s}$ )
  - $= 3.55\text{E}13 \text{ n/cm}^2\text{-s at BOC (from EPRI TR-1021106)}$
- $\sigma_{i+f}$  = "effective" intermediate + fast cross-section (b)
  - $^{17}\text{O} = 0.0479$
  - $^{14}\text{N} = 0.0392 \text{ (from EPRI TR-1021106)}$
- $\varphi_{i+f}$  = Intermediate + fast neutron flux ( $\text{n/cm}^2\text{-s}$ )
  - $= 3.51\text{E}17 \text{ n/cm}^2\text{-s at BOC (from EPRI TR-1021106)}$
- $1.0\text{E}-24$  = ( $\text{cm}^2/\text{b}$ )
- $\lambda$  =  $^{14}\text{C}$  decay constant,  $3.833\text{E}-12 \text{ s}^{-1}$
- $3.7\text{E}-04$  =  $\text{d/s-}\mu\text{Ci}$

OFFSITE DOSE CALCULATION MANUAL

---

Using the above formula and example PWR data values (for neutron flux, water mass in the active core and nitrogen content) from the EPRI report, the calculated  $^{14}\text{C}$  generation rate is  $0.349 \mu\text{Ci/s}$  from the  $^{17}\text{O}$  reaction and  $2.96\text{E-}3 \mu\text{Ci/s}$  from the  $^{14}\text{N}$  reaction. This results in a total  $^{14}\text{C}$  production rate of  $11.1 \text{ Ci/year}$ . According to the EPRI report, the atmospheric release rate is approximately 90-98% of the production rate. The remainder is effectively released via solid waste. For PWRs virtually all of the released C-14 is in the non- $\text{CO}_2$  form, a form which does not contribute to ingestion dose. Based on measurements at Ginna (a Westinghouse plant the same vintage as PBNP), approximately 10% is released as  $\text{CO}_2$  (Kunz, "Measurement of  $^{14}\text{C}$  Production and Discharge From the Ginna Nuclear Power Plant, June 1982, p. 20)

The neutron flux values listed in the formulae above are based on an assumed  $3548 \text{ MW}_{\text{th}}$  Westinghouse PWR operating continuously at full power. Annual  $^{14}\text{C}$  production and release values can be determined based on actual reactor operating performance at PBNP. As needed, the neutron flux data are obtained from ENG-Fuel/JB each year to estimate the year's  $^{14}\text{C}$  production. An evaluation of plant conditions and operating data will be considered to determine if adjustments are needed to the assumed production rate of  $^{14}\text{C}$ .

#### 10.2.2 Carbon-14 Vegetation Concentration

The concentration of  $^{14}\text{C}$  incorporated in vegetation from  $^{14}\text{CO}$  or  $^{14}\text{CO}_2$  is calculated as described in Regulatory Guide 1.109 (Rev 1) Appendix C, equation C-8:

$$C_{C-14}^V(r, \theta) = 3.17\text{E} + 07 \times p \times Q_{C-14} \left[ \frac{X}{Q} \right] (r, \theta) \frac{0.11}{0.16} \quad [10-3]$$

Where:

- $C_{C-14}^V(r, \theta)$  = the concentration of carbon-14 in vegetation grown at location  $(r, \theta)$  in  $\text{pCi/kg}$
- $3.17\text{E} + 07$  = conversion factor equivalent to  $(1\text{E} + 12 \text{ pCi/Ci})(1 \times 10^3 \text{ g/kg}) / (3.15\text{E} + 07 \text{ sec/year})$
- $p$  = the fractional equilibrium ratio defined as the total annual release time (for  $^{14}\text{C}$  atmospheric releases) to the total annual release time during which photosynthesis occurs (assumed to be 4400 hours) with  $p \leq 1.0$ .
- $0.11/0.16$  = total plant mass as natural carbon (0.11) divided the concentration of natural carbon in the atmosphere ( $0.16 \text{ g/m}^3$ )
- $Q_{C-14}$  = the annual release rate of  $^{14}\text{C}$  ( $\text{Ci/year}$ )
- $X/Q(r, \theta)$  = the annual average atmospheric dispersion factor, in  $\text{sec/m}^3$  for the point of interest defined by  $(r, \theta)$ .

The concentration calculated above is then used to determine the concentration in meat and milk, no different from other radionuclides. The resultant dose is calculated in the same fashion as listed in the applicable sections below.

OFFSITE DOSE CALCULATION MANUAL

---

### 10.3 Dose Rate Calculations – Noble Gases

PBNP TS 5.5.4.g limits the instantaneous dose rate at the SITE BOUNDARY due to noble gas releases to:

- $\leq 500$  mrem/yr to the total body
- $\leq 3000$  mrem/yr to the skin

Radiation monitor alarm setpoints are established to ensure that these release limits are not exceeded. If the alarm setpoint is exceeded by any gaseous release from the station, and evaluation of the SITE BOUNDARY dose rate resulting from the release shall be performed using the following equations:

$$\dot{D}_{tb} = \chi/Q * \sum_i (K_i * \dot{Q}_i) \quad [10-4]$$

$$\dot{D}_s = \chi/Q * \sum_i [(L_i + 1.1M_i) * \dot{Q}_i] \quad [10-5]$$

Where:

- $\dot{D}_{tb}$  = the total body dose rate (mrem/yr),
- $\dot{D}_s$  = the skin dose rate (mrem/yr),
- $\chi/Q$  = the atmospheric dispersion to the controlling SITE BOUNDARY location (sec/m<sup>3</sup>, see Table 10-2)
- $\dot{Q}_i$  = the average release rate of radionuclide "i" over the release period under evaluation, not to exceed one hour (μCi/sec)
- $K_i$  = total body dose conversion factor for noble gas radionuclide "i" (mrem/yr per μCi/m<sup>3</sup> see Table 10-3)
- $L_i$  = beta skin dose conversion factor for noble gas radionuclide "i" (mrem/yr per μCi/m<sup>3</sup> see Table 10-3)
- $M_i$  = gamma air dose conversion factor for noble gas radionuclide "i" (mrad/yr per μCi/m<sup>3</sup> see Table 10-3)
- 1.1 = mrem skin dose per mrad gamma air dose (mrem/mrad)



OFFSITE DOSE CALCULATION MANUAL

TABLE 10-3  
DOSE FACTORS FOR NOBLE GASES

RADIONUCLIDE	TOTAL BODY DOSE FACTOR $K_i$ (mrem/yr per $\mu\text{Ci}/\text{m}^3$ )	SKIN DOSE FACTOR $L_i$ (mrem/yr per $\mu\text{Ci}/\text{m}^3$ )	GAMMA AIR DOSE FACTOR $M_i$ (mrad/yr per $\mu\text{Ci}/\text{m}^3$ )	BETA AIR DOSE FACTOR $N_i$ (mrad/yr per $\mu\text{Ci}/\text{m}^3$ )
Kr-83m	7.56E-02	---	1.93 E+01	2.88 E+02
Kr-85m	1.17 E+03	1.46 E+03	1.23 E+03	1.97 E+03
Kr-85	1.61 E+01	1.34 E+03	1.72 E+01	1.95 E+03
Kr-87	5.92 E+03	9.73 E+03	6.17 E+03	1.03 E+04
Kr-88	1.47 E+04	2.37 E+03	1.52 E+04	2.93 E+03
Kr-89	1.66 E+04	1.01 E+04	1.73 E+04	1.06 E+04
Kr-90	1.56 E+04	7.29 E+03	1.63 E+04	7.83 E+03
Xe-131m	9.15 E+01	4.76 E+02	1.56 E+02	1.11 E+03
Xe-133m	2.51 E+02	9.94 E+02	3.27 E+02	1.48 E+03
Xe-133	2.94 E+02	3.06 E+02	3.53 E+02	1.05 E+03
Xe-135m	3.12 E+03	7.11 E+02	3.36 E+03	7.39 E+02
Xe-135	1.81 E+03	1.86 E+03	1.92 E+03	2.46 E+03
Xe-137	1.42 E+03	1.22 E+04	1.51 E+03	1.27 E+04
Xe-138	8.83 E+03	4.13 E+03	9.21 E+03	4.75 E+03
Ar-41	8.84 E+03	2.69 E+03	9.30 E+03	3.28 E+03

Source: Reg. Guide 1.109, Table B-1

#### 10.4 Dose Rate Calculations – Radioiodine, Tritium, Particulates

PBNP TS 5.5.4.g limits the instantaneous dose rate to 1500 mrem/yr to any organ for I-131, I-133, tritium, and particulates with half-lives greater than eight days. To demonstrate compliance with this limit, an evaluation may be performed at a frequency no greater than that corresponding to the sampling and analysis time period for CONTINUOUS RELEASES and for BATCH RELEASES on the time period over which any BATCH RELEASE is to occur when conditions depart from bounding conditions of the previous year. The following equation shall be used for the dose rate evaluation:

$$\dot{D}_o = \chi/Q * \sum_i (R_{io} * \dot{Q}_i) \quad [10-6]$$

Where:  $\dot{D}_o$  = the average organ dose rate over the sampling time period (mrem/yr)  
 $\chi/Q$  = the atmospheric dispersion to the controlling SITE BOUNDARY location (sec/m<sup>3</sup>, see Table 10-2)  
 $R_{io}$  = the dose parameter for radionuclide "i", for the child inhalation pathway (mrem/yr per  $\mu\text{Ci}/\text{m}^3$  see Table 10-6)  
 $\dot{Q}_i$  = the average release rate over the appropriate sampling period and analysis frequency for radionuclide "i", I-131, I-133, tritium, or other radionuclide in particulate form with a half-life greater than 8 days ( $\mu\text{Ci}/\text{sec}$ )

OFFSITE DOSE CALCULATION MANUAL

---

10.5 Dose Calculations – Noble Gases

PBNP TS 5.5.4.h requires that dose contributions due to the release of noble gases should be determined at least once every 31 days in order to evaluate compliance with the quarterly dose limits of < 5 mrad, gamma-air and < 10 mrad, beta-air and annual dose limits of < 10 mrad, gamma-air and < 20 mrad, beta-air. The following equations shall be used to calculate the gamma-air and beta-air doses:

$$D_{\gamma} = 3.17E - 08 * \chi/Q * \sum_i (M_i * Q_i) \quad [10-7]$$

$$D_{\beta} = 3.17E - 08 * \chi/Q * \sum_i (N_i * Q_i) \quad [10-8]$$

Where:

$D_{\gamma}$  = air dose due to gamma emissions for noble gas radionuclides (mrad),

$D_{\beta}$  = air dose due to beta emissions for noble gas radionuclides (mrad),

$\chi/Q$  = atmospheric dispersion to the controlling SITE BOUNDARY location (sec/m<sup>3</sup>, see Table 10-2)

$Q_i$  = cumulative release of noble gas radionuclide "i" over the period of interest (μCi)

$M_i$  = air dose factor due to gamma emissions from noble gas radionuclide "i" (mrad/yr per μCi /m<sup>3</sup>, see Table 10-3)

$N_i$  = air dose factor due to beta emissions from noble gas radionuclide "i" (mrad/yr per μCi /m<sup>3</sup>, see Table 10-3)

3.17E-08 = yr/sec

OFFSITE DOSE CALCULATION MANUAL

---

10.6 Dose Calculations – Radioiodine, Tritium, Particulates

PBNP TS 5.5.4.i requires that dose contributions due to the release of I-131, I-133, tritium, and/or particulates with half-lives greater than eight days should be determined at least once every 31 days in order to evaluate compliance with the quarterly dose limit of < 7.5 mrem and annual dose limit of < 15 mrem to any organ, per unit. For the two unit PBNP site, the limit is 15 mrem per quarter and 30 mrem per year. The following equation shall be used to evaluate the maximum organ dose:

$$D_{aop} = 3.17E-08 \times W \times \sum_i (R_{io} * Q_i) \quad [10-9]$$

Where:

- $D_{aop}$  = dose for age group "a" to organ "o", including the total body, via pathway "p" (mrem),
- $W$  = atmospheric dispersion factor to the controlling location(s) as identified in Table 10-2  
 =  $\chi/Q$  (sec/m<sup>3</sup>) for inhalation pathway and C-14 or H-3 in food pathways  
 =  $D/Q$  (m<sup>-2</sup>) for ground plane and food pathways (except C-14 and H-3).
- $R_{io}$  = dose factor for radionuclide "i" to organ "o" for each age group "a" and the applicable pathway "p" (mrem/yr per  $\mu\text{Ci}/\text{m}^3$  or m<sup>2</sup>-mrem/yr per  $\mu\text{Ci}/\text{sec}$ , see Table 10-4 through Table 10-21)
- $Q_i$  = cumulative release for radionuclide "i" ( $\mu\text{Ci}$ ),
- 3.17E-08 = conversion factor for yr/sec

In general, the infant or child is expected to be the controlling age group for gaseous exposures.

OFFSITE DOSE CALCULATION MANUAL

---

10.7 Gaseous Dose Projection

As required by TS 5.5.4.e and TS 5.5.4.f dose projections shall be made at least once every 31 days. As described in Section 7.4.1, when the projected doses in a period of 31 days would exceed 2% of the guidelines for the annual dose or dose commitment, appropriate portions of the gaseous effluent treatment system should be used to reduce releases of radioactivity to within the allowable limits. The following equations should be used to perform dose projections:

$$D_{\gamma p} = D_{\gamma}(31/d) \quad [10-10]$$

$$D_{\beta p} = D_{\beta}(31/d) \quad [10-11]$$

$$D_{maxp} = D_{max}(31/d) \quad [10-12]$$

Where:

- $D_{\gamma p}$  = projected 31-day gamma-air dose (mrad)
- $D_{\gamma}$  = gamma-air dose for current calendar month (mrad)
- $D_{\beta p}$  = projected 31-day beta-air dose (mrad)
- $D_{\beta}$  = beta-air dose for current calendar month (mrad)
- $D_{maxp}$  = maximum organ dose projection for the current calendar month (mrem)
- $d$  = number of days to date for the current month (days)
- 31 = number of days in projection (days)

OFFSITE DOSE CALCULATION MANUAL

TABLE 10-4  
 $R_{io}$ , INHALATION PATHWAY DOSE FACTORS – ADULT

(mrem/yr per  $\mu\text{Ci}/\text{m}^3$ )

NUCLIDE	BONE	LIVER	T. BODY	THYROID	KIDNEY	LUNG	GI-LLI
H-3	0.00E+00	7.18E+02	7.18E+02	7.18E+02	7.18E+02	7.18E+02	7.18E+02
C-14	1.82E+04	3.41E+03	3.41E+03	3.41E+03	3.41E+03	3.41E+03	3.41E+03
F-18	3.77E+03	0.00E+00	4.15E+02	0.00E+00	0.00E+00	0.00E+00	7.39E+01
Na-22	1.04E+05	1.04E+05	1.04E+05	1.04E+05	1.04E+05	1.04E+05	1.04E+05
Na-24	1.02E+04	1.02E+04	1.02E+04	1.02E+04	1.02E+04	1.02E+04	1.02E+04
Sc-46	4.41E+05	8.56E+05	2.49E+05	0.00E+00	7.99E+05	0.00E+00	2.15E+05
P-32	1.32E+06	7.71E+04	5.01E+04	0.00E+00	0.00E+00	0.00E+00	8.64E+04
Cr-51	0.00E+00	0.00E+00	1.00E+02	5.95E+01	2.28E+01	1.44E+04	3.32E+03
Mn-54	0.00E+00	3.96E+04	6.30E+03	0.00E+00	9.84E+03	1.40E+06	7.74E+04
Mn-56	0.00E+00	1.24E+00	1.83E-01	0.00E+00	1.30E+00	9.44E+03	2.02E+04
Fe-55	2.46E+04	1.70E+04	3.94E+03	0.00E+00	0.00E+00	7.21E+04	6.03E+03
Fe-59	1.18E+04	2.78E+04	1.06E+04	0.00E+00	0.00E+00	1.02E+06	1.88E+05
Co-57	0.00E+00	6.92E+02	6.71E+02	0.00E+00	0.00E+00	3.70E+05	3.14E+04
Co-58	0.00E+00	1.58E+03	2.07E+03	0.00E+00	0.00E+00	9.28E+05	1.06E+05
Co-60	0.00E+00	1.15E+04	1.48E+04	0.00E+00	0.00E+00	5.97E+06	2.85E+05
Ni-63	4.32E+05	3.14E+04	1.45E+04	0.00E+00	0.00E+00	1.78E+05	1.34E+04
Ni-65	1.54E+00	2.26E-01	9.12E-02	0.00E+00	0.00E+00	5.60E+03	1.23E+04
Cu-64	0.00E+00	1.46E+00	6.15E-01	0.00E+00	4.62E+00	6.78E+03	4.90E+04
Zn-65	3.24E+04	1.03E+05	4.66E+04	0.00E+00	6.90E+04	8.64E+05	5.34E+04
Zn-69m	8.16E+00	1.96E+01	1.79E+00	0.00E+00	1.18E+01	1.90E+04	1.37E+05
Zn-69	3.38E-02	6.51E-02	4.52E-03	0.00E+00	4.22E-02	9.20E+02	1.63E+01
As-76	9.78E+02	2.61E+03	2.19E+04	9.48E+02	2.90E+03	1.01E+05	8.59E+04
Br-82	0.00E+00	0.00E+00	1.35E+04	0.00E+00	0.00E+00	0.00E+00	1.04E+04
Br-83	0.00E+00	0.00E+00	2.41E+02	0.00E+00	0.00E+00	0.00E+00	2.32E+02
Br-84	0.00E+00	0.00E+00	3.13E+02	0.00E+00	0.00E+00	0.00E+00	1.64E-03
Br-85	0.00E+00	0.00E+00	1.28E+01	0.00E+00	0.00E+00	0.00E+00	0.00E+00
Rb-86	0.00E+00	1.35E+05	5.90E+04	0.00E+00	0.00E+00	0.00E+00	1.66E+04
Rb-88	0.00E+00	3.87E+02	1.93E+02	0.00E+00	0.00E+00	0.00E+00	3.34E-09
Rb-89	0.00E+00	2.56E+02	1.70E+02	0.00E+00	0.00E+00	0.00E+00	9.28E-12
Sr-89	3.04E+05	0.00E+00	8.72E+03	0.00E+00	0.00E+00	1.40E+06	3.50E+05
Sr-90	2.87E+07	0.00E+00	5.77E+05	0.00E+00	0.00E+00	9.60E+06	7.22E+05
Sr-91	6.19E+01	0.00E+00	2.50E+00	0.00E+00	0.00E+00	3.65E+04	1.91E+05
Sr-92	6.74E+00	0.00E+00	2.91E-01	0.00E+00	0.00E+00	1.65E+04	4.30E+04
Y-90	2.09E+03	0.00E+00	5.61E+01	0.00E+00	0.00E+00	1.70E+05	5.06E+05
Y-91m	2.61E-01	0.00E+00	1.02E-02	0.00E+00	0.00E+00	1.92E+03	1.33E+00
Y-91	4.62E+05	0.00E+00	1.24E+04	0.00E+00	0.00E+00	1.70E+06	3.85E+05

OFFSITE DOSE CALCULATION MANUAL

TABLE 10-4  
 $R_{io}$ , INHALATION PATHWAY DOSE FACTORS – ADULT

NUCLIDE	BONE	LIVER	T. BODY	THYROID	KIDNEY	LUNG	GILLI
Y-92	1.03E+01	0.00E+00	3.02E-01	0.00E+00	0.00E+00	1.57E+04	7.35E+04
Y-93	9.44E+01	0.00E+00	2.61E+00	0.00E+00	0.00E+00	4.85E+04	4.22E+05
Zr-95	1.07E+05	3.44E+04	2.33E+04	0.00E+00	5.42E+04	1.77E+06	1.50E+05
Zr-97	9.68E+01	1.96E+01	9.04E+00	0.00E+00	2.97E+01	7.87E+04	5.23E+05
Nb-95	1.41E+04	7.82E+03	4.21E+03	0.00E+00	7.74E+03	5.05E+05	1.04E+05
Nb-97	2.22E-01	5.62E-02	2.05E-02	0.00E+00	6.54E-02	2.40E+03	2.42E+02
Mo-99	0.00E+00	1.21E+02	2.30E+01	0.00E+00	2.91E+02	9.12E+04	2.48E+05
Tc-99m	1.03E-03	2.91E-03	3.70E-02	0.00E+00	4.42E-02	7.64E+02	4.16E+03
Tc-99	2.50E+02	3.71E+02	1.00E+02	0.00E+00	4.68E+03	8.08E+05	6.03E+04
Tc-101	4.18E-05	6.02E-05	5.90E-04	0.00E+00	1.08E-03	3.99E+02	1.09E-11
Ru-103	1.53E+03	0.00E+00	6.58E+02	0.00E+00	5.83E+03	5.05E+05	1.10E+05
Ru-105	7.90E-01	0.00E+00	3.11E-01	0.00E+00	1.02E+00	1.10E+04	4.82E+04
Ru-106	6.91E+04	0.00E+00	8.72E+03	0.00E+00	1.34E+05	9.36E+06	9.12E+05
Rh-105	7.39E+00	5.38E+00	3.54E+00	0.00E+00	2.29E+01	1.93E+04	8.72E+04
Ag-110m	1.08E+04	1.00E+04	5.94E+03	0.00E+00	1.97E+04	4.63E+06	3.02E+05
Sn-113	2.70E+04	1.01E+04	8.00E+04	5.63E+03	5.33E+03	5.63E+05	6.22E+04
Sn-117m	2.79E+04	1.48E+03	7.11E+04	7.11E+02	7.11E+02	5.63E+05	5.33E+04
Sb-122	1.90E+03	1.48E+03	2.96E+04	6.52E+02	7.70E+02	1.63E+05	1.16E+05
Sb-124	3.12E+04	5.89E+02	1.24E+04	7.55E+01	0.00E+00	2.48E+06	4.06E+05
Sb-125	5.34E+04	5.95E+02	1.26E+04	5.40E+01	0.00E+00	1.74E+06	1.01E+05
Te-125m	3.42E+03	1.58E+03	4.67E+02	1.05E+03	1.24E+04	3.14E+05	7.06E+04
Te-127m	1.26E+04	5.77E+03	1.57E+03	3.29E+03	4.58E+04	9.60E+05	1.50E+05
Te-127	1.40E+00	6.42E-01	3.10E-01	1.06E+00	5.10E+00	6.51E+03	5.74E+04
Te-129m	9.76E+03	4.67E+03	1.58E+03	3.44E+03	3.66E+04	1.16E+06	3.83E+05
Te-129	4.98E-02	2.39E-02	1.24E-02	3.90E-02	1.87E-01	1.94E+03	1.57E+02
Te-131m	6.99E+01	4.36E+01	2.90E+01	5.50E+01	3.09E+02	1.46E+05	5.56E+05
Te-131	1.11E-02	5.95E-03	3.59E-03	9.36E-03	4.37E-02	1.39E+03	1.84E+01
Te-132	2.60E+02	2.15E+02	1.62E+02	1.90E+02	1.46E+03	2.88E+05	5.10E+05
I-130	4.58E+03	1.34E+04	5.28E+03	1.14E+06	2.09E+04	0.00E+00	7.69E+03
I-131	2.52E+04	3.58E+04	2.05E+04	1.19E+07	6.13E+04	0.00E+00	6.28E+03
I-132	1.16E+03	3.26E+03	1.16E+03	1.14E+05	5.18E+03	0.00E+00	4.06E+02
I-133	8.64E+03	1.48E+04	4.52E+03	2.15E+06	2.58E+04	0.00E+00	8.88E+03
I-134	6.44E+02	1.73E+03	6.15E+02	2.98E+04	2.75E+03	0.00E+00	1.01E+00
I-135	2.68E+03	6.98E+03	2.57E+03	4.48E+05	1.11E+04	0.00E+00	5.25E+03
Cs-134	3.73E+05	8.48E+05	7.28E+05	0.00E+00	2.87E+05	9.76E+04	1.04E+04
Cs-134m	1.27E+02	2.56E+02	1.38E+02	0.00E+00	1.46E+02	2.34E+01	6.34E+01
Cs-136	3.90E+04	1.46E+05	1.10E+05	0.00E+00	8.56E+04	1.20E+04	1.17E+04

OFFSITE DOSE CALCULATION MANUAL

---

TABLE 10-4  
 $R_{io}$ , INHALATION PATHWAY DOSE FACTORS – ADULT

NUCLIDE	BONE	LIVER	T. BODY	THYROID	KIDNEY	LUNG	GI-LLI
Cs-137	4.78E+05	6.21E+05	4.28E+05	0.00E+00	2.22E+05	7.52E+04	8.40E+03
Cs-138	3.31E+02	6.21E+02	3.24E+02	0.00E+00	4.80E+02	4.86E+01	1.86E-03
Ba-139	9.36E-01	6.66E-04	2.74E-02	0.00E+00	6.22E-04	3.76E+03	8.96E+02
Ba-140	3.90E+04	4.90E+01	2.57E+03	0.00E+00	1.67E+01	1.27E+06	2.18E+05
Ba-141	1.00E-01	7.53E-05	3.36E-03	0.00E+00	7.00E-05	1.94E+03	1.16E-07
Ba-142	2.63E-02	2.70E-05	1.66E-03	0.00E+00	2.29E-05	1.19E+03	1.57E-16
La-140	3.44E+02	1.74E+02	4.58E+01	0.00E+00	0.00E+00	1.36E+05	4.58E+05
La-142	6.83E-01	3.10E-01	7.72E-02	0.00E+00	0.00E+00	6.33E+03	2.11E+03
Ce-141	1.99E+04	1.35E+04	1.53E+03	0.00E+00	6.26E+03	3.62E+05	1.20E+05
Ce-143	1.86E+02	1.38E+02	1.53E+01	0.00E+00	6.08E+01	7.98E+04	2.26E+05
Ce-144	3.43E+06	1.43E+06	1.84E+05	0.00E+00	8.48E+05	7.78E+06	8.16E+05
Pr-143	9.36E+03	3.75E+03	4.64E+02	0.00E+00	2.16E+03	2.81E+05	2.00E+05
Pr-144	3.01E-02	1.25E-02	1.53E-03	0.00E+00	7.05E-03	1.02E+03	2.15E-08
Nd-147	5.27E+03	6.10E+03	3.65E+02	0.00E+00	3.56E+03	2.21E+05	1.73E+05
Eu-152	1.90E+06	4.33E+05	3.81E+05	0.00E+00	2.68E+06	2.74E+06	1.27E+05
W-187	8.48E+00	7.08E+00	2.48E+00	0.00E+00	0.00E+00	2.90E+04	1.55E+05
U-235	8.00E+07	0.00E+00	4.86E+06	0.00E+00	1.87E+07	3.92E+08	3.87E+05
U-238	7.66E+07	0.00E+00	4.54E+06	0.00E+00	1.74E+07	3.66E+08	2.73E+05
Np-239	2.30E+02	2.26E+01	1.24E+01	0.00E+00	7.00E+01	3.76E+04	1.19E+05
Am-241	8.08E+09	2.87E+09	5.37E+08	0.00E+00	4.03E+09	4.85E+08	3.68E+05



OFFSITE DOSE CALCULATION MANUAL

TABLE 10-5  
*R<sub>io</sub>*, INHALATION PATHWAY DOSE FACTORS – TEEN

(mrem/yr per  $\mu\text{Ci}/\text{m}^3$ )

NUCLIDE	BONE	LIVER	T. BODY	THYROID	KIDNEY	LUNG	G.I. TRACT
H-3	0.00E+00	7.25E+02	7.25E+02	7.25E+02	7.25E+02	7.25E+02	7.25E+02
C-14	2.60E+04	4.87E+03	4.87E+03	4.87E+03	4.87E+03	4.87E+03	4.87E+03
F-18	5.22E+03	0.00E+00	5.68E+02	0.00E+00	0.00E+00	0.00E+00	3.11E+02
Na-22	1.04E+05	1.04E+05	1.04E+05	1.04E+05	1.04E+05	1.04E+05	1.04E+05
Na-24	1.38E+04	1.38E+04	1.38E+04	1.38E+04	1.38E+04	1.38E+04	1.38E+04
Sc-46	5.79E+05	1.13E+06	3.34E+05	0.00E+00	1.08E+06	0.00E+00	2.38E+05
P-32	1.89E+06	1.10E+05	7.16E+04	0.00E+00	0.00E+00	0.00E+00	9.28E+04
Cr-51	0.00E+00	0.00E+00	1.35E+02	7.50E+01	3.07E+01	2.10E+04	3.00E+03
Mn-54	0.00E+00	5.11E+04	8.40E+03	0.00E+00	1.27E+04	1.98E+06	6.68E+04
Mn-56	0.00E+00	1.70E+00	2.52E-01	0.00E+00	1.79E+00	1.52E+04	5.74E+04
Fe-55	3.34E+04	2.38E+04	5.54E+03	0.00E+00	0.00E+00	1.24E+05	6.39E+03
Fe-59	1.59E+04	3.70E+04	1.43E+04	0.00E+00	0.00E+00	1.53E+06	1.78E+05
Co-57	0.00E+00	9.44E+02	9.20E+02	0.00E+00	0.00E+00	5.86E+05	3.14E+04
Co-58	0.00E+00	2.07E+03	2.78E+03	0.00E+00	0.00E+00	1.34E+06	9.52E+04
Co-60	0.00E+00	1.51E+04	1.98E+04	0.00E+00	0.00E+00	8.72E+06	2.59E+05
Ni-63	5.80E+05	4.34E+04	1.98E+04	0.00E+00	0.00E+00	3.07E+05	1.42E+04
Ni-65	2.18E+00	2.93E-01	1.27E-01	0.00E+00	0.00E+00	9.36E+03	3.67E+04
Cu-64	0.00E+00	2.03E+00	8.48E-01	0.00E+00	6.41E+00	1.11E+04	6.14E+04
Zn-65	3.86E+04	1.34E+05	6.24E+04	0.00E+00	8.64E+04	1.24E+06	4.66E+04
Zn-69m	1.15E+01	2.71E+01	2.49E+00	0.00E+00	1.65E+01	3.14E+04	1.71E+05
Zn-69	4.83E-02	9.20E-02	6.46E-03	0.00E+00	6.02E-02	1.58E+03	2.85E+02
As-76	1.16E+03	3.26E+03	2.61E+04	1.10E+03	3.56E+03	1.19E+05	1.04E+05
Br-82	0.00E+00	0.00E+00	1.82E+04	0.00E+00	0.00E+00	0.00E+00	0.00E+00
Br-83	0.00E+00	0.00E+00	3.44E+02	0.00E+00	0.00E+00	0.00E+00	0.00E+00
Br-84	0.00E+00	0.00E+00	4.33E+02	0.00E+00	0.00E+00	0.00E+00	0.00E+00
Br-85	0.00E+00	0.00E+00	1.83E+01	0.00E+00	0.00E+00	0.00E+00	0.00E+00
Rb-86	0.00E+00	1.90E+05	8.40E+04	0.00E+00	0.00E+00	0.00E+00	1.77E+04
Rb-88	0.00E+00	5.46E+02	2.72E+02	0.00E+00	0.00E+00	0.00E+00	2.92E-05
Rb-89	0.00E+00	3.52E+02	2.33E+02	0.00E+00	0.00E+00	0.00E+00	3.38E-07
Sr-89	4.34E+05	0.00E+00	1.25E+04	0.00E+00	0.00E+00	2.42E+06	3.71E+05
Sr-90	3.31E+07	0.00E+00	6.66E+05	0.00E+00	0.00E+00	1.65E+07	7.65E+05
Sr-91	8.80E+01	0.00E+00	3.51E+00	0.00E+00	0.00E+00	6.07E+04	2.59E+05
Sr-92	9.52E+00	0.00E+00	4.06E-01	0.00E+00	0.00E+00	2.74E+04	1.19E+05
Y-90	2.98E+03	0.00E+00	8.00E+01	0.00E+00	0.00E+00	2.93E+05	5.59E+05
Y-91m	3.70E-01	0.00E+00	1.42E-02	0.00E+00	0.00E+00	3.20E+03	3.02E+01
Y-91	6.61E+05	0.00E+00	1.77E+04	0.00E+00	0.00E+00	2.94E+06	4.09E+05

OFFSITE DOSE CALCULATION MANUAL

TABLE 10-5  
 $R_{io}$ , INHALATION PATHWAY DOSE FACTORS – TEEN

NUCLIDE	BONE	LIVER	T. BODY	THYROID	KIDNEY	LUNG	GI-LLI
Y-92	1.47E+01	0.00E+00	4.29E-01	0.00E+00	0.00E+00	2.68E+04	1.65E+05
Y-93	1.35E+02	0.00E+00	3.72E+00	0.00E+00	0.00E+00	8.32E+04	5.79E+05
Zr-95	1.46E+05	4.58E+04	3.15E+04	0.00E+00	6.74E+04	2.69E+06	1.49E+05
Zr-97	1.38E+02	2.72E+01	1.26E+01	0.00E+00	4.12E+01	1.30E+05	6.30E+05
Nb-95	1.86E+04	1.03E+04	5.66E+03	0.00E+00	1.00E+04	7.51E+05	9.68E+04
Nb-97	3.14E-01	7.78E-02	2.84E-02	0.00E+00	9.12E-02	3.93E+03	2.17E+03
Mo-99	0.00E+00	1.69E+02	3.22E+01	0.00E+00	4.11E+02	1.54E+05	2.69E+05
Tc-99m	1.38E-03	3.86E-03	4.99E-02	0.00E+00	5.76E-02	1.15E+03	6.13E+03
Tc-99	3.58E+02	5.26E+02	1.43E+02	0.00E+00	6.68E+03	1.39E+06	6.39E+04
Tc-101	5.92E-05	8.40E-05	8.24E-04	0.00E+00	1.52E-03	6.67E+02	8.72E-07
Ru-103	2.10E+03	0.00E+00	8.96E+02	0.00E+00	7.43E+03	7.83E+05	1.09E+05
Ru-105	1.12E+00	0.00E+00	4.34E-01	0.00E+00	1.41E+00	1.82E+04	9.04E+04
Ru-106	9.84E+04	0.00E+00	1.24E+04	0.00E+00	1.90E+05	1.61E+07	9.60E+05
Rh-105	1.06E+01	7.58E+00	4.99E+00	0.00E+00	3.23E+01	3.27E+04	9.84E+04
Ag-110m	1.38E+04	1.31E+04	7.99E+03	0.00E+00	2.50E+04	6.75E+06	2.73E+05
Sn-113	2.81E+04	1.24E+04	9.48E+04	6.52E+03	6.52E+03	6.81E+03	7.41E+04
Sn-117m	2.73E+04	1.87E+03	9.19E+04	8.59E+02	9.19E+02	7.11E+05	6.22E+04
Sb-122	2.01E+03	1.84E+03	3.85E+04	7.41E+02	9.48E+02	1.99E+05	1.39E+05
Sb-124	4.30E+04	7.94E+02	1.68E+04	9.76E+01	0.00E+00	3.85E+06	3.98E+05
Sb-125	7.38E+04	8.08E+02	1.72E+04	7.04E+01	0.00E+00	2.74E+06	9.92E+04
Te-125m	4.88E+03	2.24E+03	6.67E+02	1.40E+03	0.00E+00	5.36E+05	7.50E+04
Te-127m	1.80E+04	8.16E+03	2.18E+03	4.38E+03	6.54E+04	1.66E+06	1.59E+05
Te-127	2.01E+00	9.12E-01	4.42E-01	1.42E+00	7.28E+00	1.12E+04	8.08E+04
Te-129m	1.39E+04	6.58E+03	2.25E+03	4.58E+03	5.19E+04	1.98E+06	4.05E+05
Te-129	7.10E-02	3.38E-02	1.76E-02	5.18E-02	2.66E-01	3.30E+03	1.62E+03
Te-131m	9.84E+01	6.01E+01	4.02E+01	7.25E+01	4.39E+02	2.38E+05	6.21E+05
Te-131	1.58E-02	8.32E-03	5.04E-03	1.24E-02	6.18E-02	2.34E+03	1.51E+01
Te-132	3.60E+02	2.90E+02	2.19E+02	2.46E+02	1.95E+03	4.49E+05	4.63E+05
I-130	6.24E+03	1.79E+04	7.17E+03	1.49E+06	2.75E+04	0.00E+00	9.12E+03
I-131	3.54E+04	4.91E+04	2.64E+04	1.46E+07	8.40E+04	0.00E+00	6.49E+03
I-132	1.59E+03	4.38E+03	1.58E+03	1.51E+05	6.92E+03	0.00E+00	1.27E+03
I-133	1.22E+04	2.05E+04	6.22E+03	2.92E+06	3.59E+04	0.00E+00	1.03E+04
I-134	8.88E+02	2.32E+03	8.40E+02	3.95E+04	3.66E+03	0.00E+00	2.04E+01
I-135	3.70E+03	9.44E+03	3.49E+03	6.21E+05	1.49E+04	0.00E+00	6.95E+03
Cs-134	5.02E+05	1.13E+06	5.49E+05	0.00E+00	3.75E+05	1.46E+05	9.76E+03
Cs-134m	1.76E+02	3.48E+02	1.88E+02	0.00E+00	2.03E+02	3.65E+01	1.62E+02
Cs-136	5.15E+04	1.94E+05	1.37E+05	0.00E+00	1.10E+05	1.78E+04	1.09E+04

OFFSITE DOSE CALCULATION MANUAL

TABLE 10-5  
 $R_{io}$ , INHALATION PATHWAY DOSE FACTORS – TEEN

NUCLIDE	BONE	LIVER	T. BODY	THYROID	KIDNEY	LUNG	GILLI
Cs-137	6.70E+05	8.48E+05	3.11E+05	0.00E+00	3.04E+05	1.21E+05	8.48E+03
Cs-138	4.66E+02	8.56E+02	4.46E+02	0.00E+00	6.62E+02	7.87E+01	2.70E-01
Ba-139	1.34E+00	9.44E-04	3.90E-02	0.00E+00	8.88E-04	6.46E+03	6.45E+03
Ba-140	5.47E+04	6.70E+01	3.52E+03	0.00E+00	2.28E+01	2.03E+06	2.29E+05
Ba-141	1.42E-01	1.06E-04	4.74E-03	0.00E+00	9.84E-05	3.29E+03	7.46E-04
Ba-142	3.70E-02	3.70E-05	2.27E-03	0.00E+00	3.14E-05	1.91E+03	4.79E-10
La-140	4.79E+02	2.36E+02	6.26E+01	0.00E+00	0.00E+00	2.14E+05	4.87E+05
La-142	9.60E-01	4.25E-01	1.06E-01	0.00E+00	0.00E+00	1.02E+04	1.20E+04
Ce-141	2.84E+04	1.90E+04	2.17E+03	0.00E+00	8.88E+03	6.14E+05	1.26E+05
Ce-143	2.66E+02	1.94E+02	2.16E+01	0.00E+00	8.64E+01	1.30E+05	2.55E+05
Ce-144	4.89E+06	2.02E+06	2.62E+05	0.00E+00	1.21E+06	1.34E+07	8.64E+05
Pr-143	1.34E+04	5.31E+03	6.62E+02	0.00E+00	3.09E+03	4.83E+05	2.14E+05
Pr-144	4.30E-02	1.76E-02	2.18E-03	0.00E+00	1.01E-02	1.75E+03	2.35E-04
Nd-147	7.86E+03	8.56E+03	5.13E+02	0.00E+00	5.02E+03	3.72E+05	1.82E+05
Eu-152	2.37E+06	5.75E+05	5.04E+05	0.00E+00	2.67E+06	4.01E+06	1.08E+05
W-187	1.20E+01	9.76E+00	3.43E+00	0.00E+00	0.00E+00	4.74E+04	1.77E+05
U-235	1.14E+08	0.00E+00	6.94E+06	0.00E+00	2.67E+07	6.75E+08	4.10E+05
U-238	1.09E+08	0.00E+00	6.48E+06	0.00E+00	2.50E+07	6.31E+08	2.90E+05
Np-239	3.38E+02	3.19E+01	1.77E+01	0.00E+00	1.00E+02	6.49E+04	1.32E+05
Am-241	8.48E+09	3.26E+09	5.68E+08	0.00E+00	4.26E+09	8.40E+08	3.90E+05

OFFSITE DOSE CALCULATION MANUAL

TABLE 10-6  
R<sub>io</sub>, INHALATION PATHWAY DOSE FACTORS – CHILD

(mrem/yr per  $\mu\text{Ci}/\text{m}^3$ )

NUCLIDE	BONE	LIVER	T. BODY	THYROID	KIDNEY	LUNG	GI-ILI
H-3	0.00E+00	6.40E+02	6.40E+02	6.40E+02	6.40E+02	6.40E+02	6.40E+02
C-14	3.59E+04	6.73E+03	6.73E+03	6.73E+03	6.73E+03	6.73E+03	6.73E+03
F-18	6.96E+03	0.00E+00	6.85E+02	0.00E+00	0.00E+00	0.00E+00	1.25E+03
Na-22	1.63E+05	1.63E+05	1.63E+05	1.63E+05	1.63E+05	1.63E+05	1.63E+05
Na-24	1.61E+04	1.61E+04	1.61E+04	1.61E+04	1.61E+04	1.61E+04	1.61E+04
Sc-46	7.29E+05	9.99E+05	3.85E+05	0.00E+00	8.84E+05	0.00E+00	9.07E+04
P-32	2.60E+06	1.14E+05	9.88E+04	0.00E+00	0.00E+00	0.00E+00	4.22E+04
Cr-51	0.00E+00	0.00E+00	1.54E+02	8.55E+01	2.43E+01	1.70E+04	1.08E+03
Mn-54	0.00E+00	4.29E+04	9.51E+03	0.00E+00	1.00E+04	1.58E+06	2.29E+04
Mn-56	0.00E+00	1.66E+00	3.12E-01	0.00E+00	1.67E+00	1.31E+04	1.23E+05
Fe-55	4.74E+04	2.52E+04	7.77E+03	0.00E+00	0.00E+00	1.11E+05	2.87E+03
Fe-59	2.07E+04	3.34E+04	1.67E+04	0.00E+00	0.00E+00	1.27E+06	7.07E+04
Co-57	0.00E+00	9.03E+02	1.07E+03	0.00E+00	0.00E+00	5.07E+05	1.32E+04
Co-58	0.00E+00	1.77E+03	3.16E+03	0.00E+00	0.00E+00	1.11E+06	3.44E+04
Co-60	0.00E+00	1.31E+04	2.26E+04	0.00E+00	0.00E+00	7.07E+06	9.62E+04
Ni-63	8.21E+05	4.63E+04	2.80E+04	0.00E+00	0.00E+00	2.75E+05	6.33E+03
Ni-65	2.99E+00	2.96E-01	1.64E-01	0.00E+00	0.00E+00	8.18E+03	8.40E+04
Cu-64	0.00E+00	1.99E+00	1.07E+00	0.00E+00	6.03E+00	9.58E+03	3.67E+04
Zn-65	4.26E+04	1.13E+05	7.03E+04	0.00E+00	7.14E+04	9.95E+05	1.63E+04
Zn-69m	1.58E+01	2.69E+01	3.18E+00	0.00E+00	1.56E+01	2.72E+04	1.00E+05
Zn-69	6.70E-02	9.66E-02	8.92E-03	0.00E+00	5.85E-02	1.42E+03	1.02E+04
As-76	1.64E+03	4.11E+03	3.01E+04	1.51E+03	4.11E+03	9.32E+04	1.64E+05
Br-82	0.00E+00	0.00E+00	2.09E+04	0.00E+00	0.00E+00	0.00E+00	0.00E+00
Br-83	0.00E+00	0.00E+00	4.74E+02	0.00E+00	0.00E+00	0.00E+00	0.00E+00
Br-84	0.00E+00	0.00E+00	5.48E+05	0.00E+00	0.00E+00	0.00E+00	0.00E+00
Br-85	0.00E+00	0.00E+00	2.53E+01	0.00E+00	0.00E+00	0.00E+00	0.00E+00
Rb-86	0.00E+00	1.98E+05	1.14E+05	0.00E+00	0.00E+00	0.00E+00	7.99E+03
Rb-88	0.00E+00	5.62E+02	3.66E+02	0.00E+00	0.00E+00	0.00E+00	1.72E+01
Rb-89	0.00E+00	3.45E+02	2.90E+02	0.00E+00	0.00E+00	0.00E+00	1.89E+00
Sr-89	5.99E+05	0.00E+00	1.72E+04	0.00E+00	0.00E+00	2.16E+06	1.67E+05
Sr-90	3.85E+07	0.00E+00	7.66E+05	0.00E+00	0.00E+00	1.48E+07	3.43E+05
Sr-91	1.21E+02	0.00E+00	4.59E+00	0.00E+00	0.00E+00	5.33E+04	1.74E+05
Sr-92	1.31E+01	0.00E+00	5.25E-01	0.00E+00	0.00E+00	2.40E+04	2.42E+05
Y-90	4.11E+03	0.00E+00	1.11E+02	0.00E+00	0.00E+00	2.62E+05	2.68E+05
Y-91m	5.07E-01	0.00E+00	1.84E-02	0.00E+00	0.00E+00	2.81E+03	1.72E+03
Y-91	9.14E+05	0.00E+00	2.44E+04	0.00E+00	0.00E+00	2.63E+06	1.84E+05

OFFSITE DOSE CALCULATION MANUAL

TABLE 10-6  
R<sub>io</sub>, INHALATION PATHWAY DOSE FACTORS – CHILD

NUCLIDE	BONE	LIVER	T. BODY	THYROID	KIDNEY	LUNG	G-LLI
Y-92	2.04E+01	0.00E+00	5.81E-01	0.00E+00	0.00E+00	2.39E+04	2.39E+05
Y-93	1.86E+02	0.00E+00	5.11E+00	0.00E+00	0.00E+00	7.44E+04	3.89E+05
Zr-95	1.90E+05	4.18E+04	3.70E+04	0.00E+00	5.96E+04	2.23E+06	6.11E+04
Zr-97	1.88E+02	2.72E+01	1.60E+01	0.00E+00	3.89E+01	1.13E+05	3.51E+05
Nb-95	2.35E+04	9.18E+03	6.55E+03	0.00E+00	8.62E+03	6.14E+05	3.70E+04
Nb-97	4.29E-01	7.70E-02	3.60E-02	0.00E+00	8.55E-02	3.42E+03	2.78E+04
Mo-99	0.00E+00	1.72E+02	4.26E+01	0.00E+00	3.92E+02	1.35E+05	1.27E+05
Tc-99m	1.78E-03	3.48E-03	5.77E-02	0.00E+00	5.07E-02	9.51E+02	4.81E+03
Tc-99	4.96E+02	5.51E+02	1.98E+02	0.00E+00	6.48E+03	1.25E+06	2.87E+04
Tc-101	8.10E-05	8.51E-05	1.08E-03	0.00E+00	1.45E-03	5.85E+02	1.63E+01
Ru-103	2.79E+03	0.00E+00	1.07E+03	0.00E+00	7.03E+03	6.62E+05	4.48E+04
Ru-105	1.53E+00	0.00E+00	5.55E-01	0.00E+00	1.34E+00	1.59E+04	9.95E+04
Ru-106	1.36E+05	0.00E+00	1.69E+04	0.00E+00	1.84E+05	1.43E+07	4.29E+05
Rh-105	1.45E+01	7.77E+00	6.62E+00	0.00E+00	3.10E+01	2.89E+04	4.92E+04
Ag-110m	1.69E+04	1.14E+04	9.14E+03	0.00E+00	2.12E+04	5.48E+06	1.00E+05
Sn-113	3.56E+04	1.18E+04	7.95E+04	7.67E+03	6.99E+03	5.21E+05	1.12E+05
Sn-117m	4.11E+04	1.78E+03	6.30E+04	1.04E+03	1.06E+03	4.39E+05	9.87E+04
Sb-122	2.60E+03	2.06E+03	3.84E+04	8.63E+02	1.11E+03	1.37E+05	2.33E+05
Sb-124	5.74E+04	7.40E+02	2.00E+04	1.26E+02	0.00E+00	3.24E+06	1.64E+05
Sb-125	9.84E+04	7.59E+02	2.07E+04	9.10E+01	0.00E+00	2.32E+06	4.03E+04
Te-125m	6.73E+03	2.33E+03	9.14E+02	1.92E+03	0.00E+00	4.77E+05	3.38E+04
Te-127m	2.49E+04	8.55E+03	3.03E+03	6.07E+03	6.36E+04	1.48E+06	7.14E+04
Te-127	2.77E+00	9.51E-01	6.11E-01	1.96E+00	7.07E+00	1.00E+04	5.62E+04
Te-129m	1.92E+04	6.85E+03	3.04E+03	6.33E+03	5.03E+04	1.76E+06	1.82E+05
Te-129	9.77E-02	3.50E-02	2.38E-02	7.14E-02	2.57E-01	2.93E+03	2.55E+04
Te-131m	1.34E+02	5.92E+01	5.07E+01	9.77E+01	4.00E+02	2.06E+05	3.08E+05
Te-131	2.17E-02	8.44E-03	6.59E-03	1.70E-02	5.88E-02	2.05E+03	1.33E+03
Te-132	4.81E+02	2.72E+02	2.63E+02	3.17E+02	1.77E+03	3.77E+05	1.38E+05
I-130	8.18E+03	1.64E+04	8.44E+03	1.85E+06	2.45E+04	0.00E+00	5.11E+03
I-131	4.81E+04	4.81E+04	2.73E+04	1.62E+07	7.88E+04	0.00E+00	2.84E+03
I-132	2.12E+03	4.07E+03	1.88E+03	1.94E+05	6.25E+03	0.00E+00	3.20E+03
I-133	1.66E+04	2.03E+04	7.70E+03	3.85E+06	3.38E+04	0.00E+00	5.48E+03
I-134	1.17E+03	2.16E+03	9.95E+02	5.07E+04	3.30E+03	0.00E+00	9.55E+02
I-135	4.92E+03	8.73E+03	4.14E+03	7.92E+05	1.34E+04	0.00E+00	4.44E+03
Cs-134	6.51E+05	1.01E+06	2.25E+05	0.00E+00	3.30E+05	1.21E+05	3.85E+03
Cs-134m	2.34E+02	3.30E+02	2.26E+02	0.00E+00	1.83E+02	3.09E+01	2.93E+02
Cs-136	6.51E+04	1.71E+05	1.16E+05	0.00E+00	9.55E+04	1.45E+04	4.18E+03

OFFSITE DOSE CALCULATION MANUAL

---

TABLE 10-6  
R<sub>io</sub>, INHALATION PATHWAY DOSE FACTORS – CHILD

NUCLIDE	BONE	LIVER	T. BODY	THYROID	KIDNEY	LUNG	GI-LLI
Cs-137	9.07E+05	8.25E+05	1.28E+05	0.00E+00	2.82E+05	1.04E+05	3.62E+03
Cs-138	6.33E+02	8.40E+02	5.55E+02	0.00E+00	6.22E+02	6.81E+01	2.70E+02
Ba-139	1.84E+00	9.84E-04	5.37E-02	0.00E+00	8.62E-04	5.77E+03	5.77E+04
Ba-140	7.40E+04	6.48E+01	4.33E+03	0.00E+00	2.11E+01	1.74E+06	1.02E+05
Ba-141	1.96E-01	1.09E-04	6.36E-03	0.00E+00	9.47E-05	2.92E+03	2.75E+02
Ba-142	5.00E-02	3.60E-05	2.79E-03	0.00E+00	2.91E-05	1.64E+03	2.74E+00
La-140	6.44E+02	2.25E+02	7.55E+01	0.00E+00	0.00E+00	1.83E+05	2.26E+05
La-142	1.30E+00	4.11E-01	1.29E-01	0.00E+00	0.00E+00	8.70E+03	7.59E+04
Ce-141	3.92E+04	1.95E+04	2.90E+03	0.00E+00	8.55E+03	5.44E+05	5.66E+04
Ce-143	3.66E+02	1.99E+02	2.87E+01	0.00E+00	8.36E+01	1.15E+05	1.27E+05
Ce-144	6.77E+06	2.12E+06	3.61E+05	0.00E+00	1.17E+06	1.20E+07	3.89E+05
Pr-143	1.85E+04	5.55E+03	9.14E+02	0.00E+00	3.00E+03	4.33E+05	9.73E+04
Pr-144	5.96E-02	1.85E-02	3.00E-03	0.00E+00	9.77E-03	1.57E+03	1.97E+02
Nd-147	1.08E+04	8.73E+03	6.81E+02	0.00E+00	4.81E+03	3.28E+05	8.21E+04
Eu-152	2.75E+06	5.07E+05	5.96E+05	0.00E+00	2.12E+06	3.33E+06	4.22E+04
W-187	1.63E+01	9.66E+00	4.33E+00	0.00E+00	0.00E+00	4.11E+04	9.10E+04
U-235	1.58E+08	0.00E+00	9.58E+06	0.00E+00	2.59E+07	6.03E+08	1.84E+05
U-238	1.51E+08	0.00E+00	8.95E+06	0.00E+00	2.42E+07	5.66E+08	1.30E+05
Np-239	4.66E+02	3.34E+01	2.35E+01	0.00E+00	9.73E+01	5.81E+04	6.40E+04
Am-241	6.44E+09	2.90E+09	4.59E+08	0.00E+00	2.82E+09	7.47E+08	1.75E+05

OFFSITE DOSE CALCULATION MANUAL

TABLE 10-7  
 $R_{io}$ , INHALATION PATHWAY DOSE FACTORS – INFANT

(mrem/yr per  $\mu\text{Ci}/\text{m}^3$ )

NUCLIDE	BONE	LIVER	T. BODY	THYROID	KIDNEY	LUNG	GUT
H-3	0.00E+00	3.68E+02	3.68E+02	3.69E+02	3.68E+02	3.68E+02	3.68E+02
C-14	2.65E+04	5.31E+03	5.31E+03	5.31E+03	5.31E+03	5.31E+03	5.31E+03
F-18	5.49E+03	0.00E+00	4.66E+02	0.00E+00	0.00E+00	0.00E+00	8.54E+02
Na-22	1.03E+05	1.03E+05	1.03E+05	1.03E+05	1.03E+05	1.03E+05	1.03E+05
Na-24	1.06E+04	1.06E+04	1.06E+04	1.06E+04	1.06E+04	1.06E+04	1.06E+04
Sc-46	5.25E+05	7.57E+05	2.37E+05	0.00E+00	4.98E+05	0.00E+00	3.07E+04
P-32	2.03E+06	1.12E+05	7.74E+04	0.00E+00	0.00E+00	0.00E+00	1.61E+04
Cr-51	0.00E+00	0.00E+00	8.92E+01	5.75E+01	1.32E+01	1.28E+04	3.57E+02
Mn-54	0.00E+00	2.53E+04	4.98E+03	0.00E+00	4.98E+03	1.00E+06	7.06E+03
Mn-56	0.00E+00	1.54E+00	2.21E-01	0.00E+00	1.10E+00	1.25E+04	7.17E+04
Fe-55	1.97E+04	1.17E+04	3.33E+03	0.00E+00	0.00E+00	8.69E+04	1.09E+03
Fe-59	1.36E+04	2.35E+04	9.48E+03	0.00E+00	0.00E+00	1.02E+06	2.48E+04
Co-57	0.00E+00	6.51E+02	6.41E+02	0.00E+00	0.00E+00	3.79E+05	4.86E+03
Co-58	0.00E+00	1.22E+03	1.82E+03	0.00E+00	0.00E+00	7.77E+05	1.11E+04
Co-60	0.00E+00	8.02E+03	1.18E+04	0.00E+00	0.00E+00	4.51E+06	3.19E+04
Ni-63	3.39E+05	2.04E+04	1.16E+04	0.00E+00	0.00E+00	2.09E+05	2.42E+03
Ni-65	2.39E+00	2.84E-01	1.23E-01	0.00E+00	0.00E+00	8.12E+03	5.01E+04
Cu-64	0.00E+00	1.88E+00	7.74E-01	0.00E+00	3.98E+00	9.30E+03	1.50E+04
Zn-65	1.93E+04	6.26E+04	3.11E+04	0.00E+00	3.25E+04	6.47E+05	5.14E+04
Zn-69m	1.26E+01	2.58E+01	2.34E+00	0.00E+00	1.04E+01	2.67E+04	4.09E+04
Zn-69	5.39E-02	9.67E-02	7.18E-03	0.00E+00	4.02E-02	1.47E+03	1.32E+04
As-76	3.58E+03	9.33E+03	2.64E+04	3.58E+03	9.33E+03	7.78E+04	9.85E+04
Br-82	0.00E+00	0.00E+00	1.33E+04	0.00E+00	0.00E+00	0.00E+00	0.00E+00
Br-83	0.00E+00	0.00E+00	3.81E+02	0.00E+00	0.00E+00	0.00E+00	0.00E+00
Br-84	0.00E+00	0.00E+00	4.00E+02	0.00E+00	0.00E+00	0.00E+00	0.00E+00
Br-85	0.00E+00	0.00E+00	2.04E+01	0.00E+00	0.00E+00	0.00E+00	0.00E+00
Rb-86	0.00E+00	1.90E+05	8.82E+04	0.00E+00	0.00E+00	0.00E+00	3.04E+03
Rb-88	0.00E+00	5.57E+02	2.87E+02	0.00E+00	0.00E+00	0.00E+00	3.39E+02
Rb-89	0.00E+00	3.21E+02	2.06E+02	0.00E+00	0.00E+00	0.00E+00	6.82E+01
Sr-89	3.98E+05	0.00E+00	1.14E+04	0.00E+00	0.00E+00	2.03E+06	6.40E+04
Sr-90	1.55E+07	0.00E+00	3.12E+05	0.00E+00	0.00E+00	1.12E+07	1.31E+05
Sr-91	9.56E+01	0.00E+00	3.46E+00	0.00E+00	0.00E+00	5.26E+04	7.34E+04
Sr-92	1.05E+01	0.00E+00	3.91E-01	0.00E+00	0.00E+00	2.38E+04	1.40E+05
Y-90	3.29E+03	0.00E+00	8.82E+01	0.00E+00	0.00E+00	2.69E+05	1.04E+05
Y-91m	4.07E-01	0.00E+00	1.39E-02	0.00E+00	0.00E+00	2.79E+03	2.35E+03
Y-91	5.88E+05	0.00E+00	1.57E+04	0.00E+00	0.00E+00	2.45E+06	7.03E+04

OFFSITE DOSE CALCULATION MANUAL

TABLE 10-7  
 $R_{io}$ , INHALATION PATHWAY DOSE FACTORS – INFANT

NUCLIDE	BONE	LIVER	T. BODY	THYROID	KIDNEY	LUNG	GI-ILI
Y-92	1.64E+01	0.00E+00	4.61E-01	0.00E+00	0.00E+00	2.45E+04	1.27E+05
Y-93	1.50E+02	0.00E+00	4.07E+00	0.00E+00	0.00E+00	7.64E+04	1.67E+05
Zr-95	1.15E+05	2.79E+04	2.03E+04	0.00E+00	3.11E+04	1.75E+06	2.17E+04
Zr-97	1.50E+02	2.56E+01	1.17E+01	0.00E+00	2.59E+01	1.10E+05	1.40E+05
Nb-95	1.57E+04	6.43E+03	3.78E+03	0.00E+00	4.72E+03	4.79E+05	1.27E+04
Nb-97	3.42E-01	7.29E-02	2.63E-02	0.00E+00	5.70E-02	3.32E+03	2.69E+04
Mo-99	0.00E+00	1.65E+02	3.23E+01	0.00E+00	2.65E+02	1.35E+05	4.87E+04
Tc-99m	1.40E-03	2.88E-03	3.72E-02	0.00E+00	3.11E-02	8.11E+02	2.03E+03
Tc-99	2.93E+02	3.75E+02	1.24E+02	0.00E+00	3.49E+03	9.48E+05	1.09E+04
Tc-101	6.51E-05	8.23E-05	8.12E-04	0.00E+00	9.79E-04	5.84E+02	8.44E+02
Ru-103	2.02E+03	0.00E+00	6.79E+02	0.00E+00	4.24E+03	5.52E+05	1.61E+04
Ru-105	1.22E+00	0.00E+00	4.10E-01	0.00E+00	8.99E-01	1.57E+04	4.84E+04
Ru-106	8.68E+04	0.00E+00	1.09E+04	0.00E+00	1.07E+05	1.16E+07	1.64E+05
Rh-105	1.16E+01	7.57E+00	5.08E+00	0.00E+00	2.10E+01	2.91E+04	1.92E+04
Ag-110m	9.98E+03	7.22E+03	5.00E+03	0.00E+00	1.09E+04	3.67E+06	3.30E+04
Sn-113	2.80E+04	9.33E+03	6.74E+04	6.22E+03	6.22E+03	3.99E+05	1.45E+05
Sn-117m	3.27E+04	1.66E+03	5.19E+04	9.85E+02	1.09E+03	3.32E+05	1.35E+05
Sb-122	2.39E+03	2.13E+03	4.30E+04	8.30E+02	1.14E+03	1.14E+05	3.16E+05
Sb-124	3.79E+04	5.56E+02	1.20E+04	1.01E+02	0.00E+00	2.65E+06	5.91E+04
Sb-125	5.17E+04	4.77E+02	1.09E+04	6.23E+01	0.00E+00	1.64E+06	1.47E+04
Te-125m	4.76E+03	1.99E+03	6.58E+02	1.62E+03	0.00E+00	4.47E+05	1.29E+04
Te-127m	1.67E+04	6.90E+03	2.07E+03	4.87E+03	3.75E+04	1.31E+06	2.73E+04
Te-127	2.23E+00	9.53E-01	4.89E-01	1.85E+00	4.86E+00	1.03E+04	2.44E+04
Te-129m	1.41E+04	6.09E+03	2.23E+03	5.47E+03	3.18E+04	1.68E+06	6.90E+04
Te-129	7.88E-02	3.47E-02	1.88E-02	6.75E-02	1.75E-01	3.00E+03	2.63E+04
Te-131m	1.07E+02	5.50E+01	3.63E+01	8.93E+01	2.65E+02	1.99E+05	1.19E+05
Te-131	1.74E-02	8.22E-03	5.00E-03	1.58E-02	3.99E-02	2.06E+03	8.22E+03
Te-132	3.72E+02	2.37E+02	1.76E+02	2.79E+02	1.03E+03	3.40E+05	4.41E+04
I-130	6.36E+03	1.39E+04	5.57E+03	1.60E+06	1.53E+04	0.00E+00	1.99E+03
I-131	3.79E+04	4.44E+04	1.96E+04	1.48E+07	5.18E+04	0.00E+00	1.06E+03
I-132	1.69E+03	3.54E+03	1.26E+03	1.69E+05	3.95E+03	0.00E+00	1.90E+03
I-133	1.32E+04	1.92E+04	5.60E+03	3.56E+06	2.24E+04	0.00E+00	2.16E+03
I-134	9.21E+02	1.88E+03	6.65E+02	4.45E+04	2.09E+03	0.00E+00	1.29E+03
I-135	3.86E+03	7.60E+03	2.77E+03	6.96E+05	8.47E+03	0.00E+00	1.83E+03
Cs-134	3.96E+05	7.03E+05	7.45E+04	0.00E+00	1.90E+05	7.97E+04	1.33E+03
Cs-134m	1.85E+02	2.94E+02	1.55E+02	0.00E+00	1.19E+02	2.80E+01	1.62E+02
Cs-136	4.83E+04	1.35E+05	5.29E+04	0.00E+00	5.64E+04	1.18E+04	1.43E+03



OFFSITE DOSE CALCULATION MANUAL

TABLE 10-7  
 $R_{io}$ , INHALATION PATHWAY DOSE FACTORS – INFANT

NUCLIDE	BONE	LIVER	T. BODY	THYROID	KIDNEY	LUNG	GI-LLI
Cs-137	5.49E+05	6.12E+05	4.55E+04	0.00E+00	1.72E+05	7.13E+04	1.33E+03
Cs-138	5.05E+02	7.81E+02	3.98E+02	0.00E+00	4.10E+02	6.54E+01	8.76E+02
Ba-139	1.48E+00	9.84E-04	4.30E-02	0.00E+00	5.92E-04	5.95E+03	5.10E+04
Ba-140	5.60E+04	5.60E+01	2.90E+03	0.00E+00	1.34E+01	1.60E+06	3.84E+04
Ba-141	1.57E-01	1.08E-04	4.97E-03	0.00E+00	6.50E-05	2.97E+03	4.75E+03
Ba-142	3.98E-02	3.30E-05	1.96E-03	0.00E+00	1.90E-05	1.55E+03	6.93E+02
La-140	5.05E+02	2.00E+02	5.15E+01	0.00E+00	0.00E+00	1.68E+05	8.48E+04
La-142	1.03E+00	3.77E-01	9.04E-02	0.00E+00	0.00E+00	8.22E+03	5.95E+04
Ce-141	2.77E+04	1.67E+04	1.99E+03	0.00E+00	5.25E+03	5.17E+05	2.16E+04
Ce-143	2.93E+02	1.93E+02	2.21E+01	0.00E+00	5.64E+01	1.16E+05	4.97E+04
Ce-144	3.19E+06	1.21E+06	1.76E+05	0.00E+00	5.38E+05	9.84E+06	1.48E+05
Pr-143	1.40E+04	5.24E+03	6.99E+02	0.00E+00	1.97E+03	4.33E+05	3.72E+04
Pr-144	4.79E-02	1.85E-02	2.41E-03	0.00E+00	6.72E-03	1.61E+03	4.28E+03
Nd-147	7.94E+03	8.13E+03	5.00E+02	0.00E+00	3.15E+03	3.22E+05	3.12E+04
Eu-152	1.10E+06	2.48E+05	2.41E+05	0.00E+00	8.32E+05	2.07E+06	1.38E+04
W-187	1.30E+01	9.02E+00	3.12E+00	0.00E+00	0.00E+00	3.96E+04	3.56E+04
U-235	7.01E+07	0.00E+00	4.93E+06	0.00E+00	1.41E+07	4.59E+08	7.03E+04
U-238	6.71E+07	0.00E+00	4.61E+06	0.00E+00	1.32E+07	4.28E+08	4.96E+04
Np-239	3.71E+02	3.32E+01	1.88E+01	0.00E+00	6.62E+01	5.95E+04	2.49E+04
Am-241	2.58E+09	1.18E+09	1.83E+08	0.00E+00	1.11E+09	5.68E+08	6.69E+04

OFFSITE DOSE CALCULATION MANUAL

TABLE 10-8  
 $R_{io}$ , GRASS-COW-MILK PATHWAY DOSE FACTORS – ADULT

{m<sup>2</sup>-mrem/yr per  $\mu$ Ci/s (mrem/yr per  $\mu$ Ci/m<sup>3</sup> for <sup>3</sup>H and <sup>14</sup>C)}

NUCLIDE	BONE	LIVER	T. BODY	THYROID	KIDNEY	LUNG	GI-LLI
H-3	0.00E+00	6.33E+02	6.33E+02	6.33E+02	6.33E+02	6.33E+02	6.33E+02
C-14	3.63E+05	7.26E+04	7.26E+04	7.26E+04	7.26E+04	7.26E+04	7.26E+04
F-18	1.16E-03	0.00E+00	1.28E-04	0.00E+00	0.00E+00	0.00E+00	3.43E-05
Na-22	4.18E+09	4.18E+09	4.18E+09	4.18E+09	4.18E+09	4.18E+09	4.18E+09
Na-24	6.05E+05	6.05E+05	6.05E+05	6.05E+05	6.05E+05	6.05E+05	6.05E+05
Sc-46	8.96E+01	1.74E+02	5.06E+01	0.00E+00	1.62E+02	0.00E+00	8.47E+05
P-32	4.34E+09	2.70E+08	1.68E+08	0.00E+00	0.00E+00	0.00E+00	4.88E+08
Cr-51	0.00E+00	0.00E+00	8.39E+03	5.02E+03	1.85E+03	1.11E+04	2.11E+06
Mn-54	0.00E+00	5.80E+06	1.11E+06	0.00E+00	1.73E+06	0.00E+00	1.78E+07
Mn-56	0.00E+00	1.05E-03	1.86E-04	0.00E+00	1.33E-03	0.00E+00	3.35E-02
Fe-55	1.87E+07	1.29E+07	3.01E+06	0.00E+00	0.00E+00	7.20E+06	7.40E+06
Fe-59	1.11E+07	2.60E+07	9.97E+06	0.00E+00	0.00E+00	7.27E+06	8.67E+07
Co-57	0.00E+00	8.59E+05	1.43E+06	0.00E+00	0.00E+00	0.00E+00	2.18E+07
Co-58	0.00E+00	2.20E+06	4.93E+06	0.00E+00	0.00E+00	0.00E+00	4.46E+07
Co-60	0.00E+00	1.27E+07	2.80E+07	0.00E+00	0.00E+00	0.00E+00	2.38E+08
Ni-63	5.68E+09	3.94E+08	1.90E+08	0.00E+00	0.00E+00	0.00E+00	8.21E+07
Ni-65	9.23E-02	1.20E-02	5.47E-03	0.00E+00	0.00E+00	0.00E+00	3.04E-01
Cu-64	0.00E+00	5.99E+03	2.81E+03	0.00E+00	1.51E+04	0.00E+00	5.10E+05
Zn-65	1.03E+09	3.26E+09	1.47E+09	0.00E+00	2.18E+09	0.00E+00	2.05E+09
Zn-69m	4.52E+04	1.08E+05	9.91E+03	0.00E+00	6.56E+04	0.00E+00	6.62E+06
Zn-69	7.14E-13	1.36E-12	9.49E-14	0.00E+00	8.87E-13	0.00E+00	2.05E-13
As-76	9.68E+04	2.82E+05	1.41E+06	8.45E+04	3.43E+05	8.80E+04	1.23E+07
Br-82	0.00E+00	0.00E+00	8.19E+06	0.00E+00	0.00E+00	0.00E+00	9.38E+06
Br-83	0.00E+00	0.00E+00	2.66E-02	0.00E+00	0.00E+00	0.00E+00	3.83E-02
Br-84	0.00E+00	0.00E+00	0.00E+00	0.00E+00	0.00E+00	0.00E+00	0.00E+00
Br-85	0.00E+00	0.00E+00	0.00E+00	0.00E+00	0.00E+00	0.00E+00	0.00E+00
Rb-86	0.00E+00	6.67E+08	3.11E+08	0.00E+00	0.00E+00	0.00E+00	1.32E+08
Rb-88	0.00E+00	0.00E+00	0.00E+00	0.00E+00	0.00E+00	0.00E+00	0.00E+00
Rb-89	0.00E+00	0.00E+00	0.00E+00	0.00E+00	0.00E+00	0.00E+00	0.00E+00
Sr-89	5.78E+08	0.00E+00	1.66E+07	0.00E+00	0.00E+00	0.00E+00	9.27E+07
Sr-90	4.45E+10	0.00E+00	8.93E+08	0.00E+00	0.00E+00	0.00E+00	1.12E+09
Sr-91	7.26E+03	0.00E+00	2.93E+02	0.00E+00	0.00E+00	0.00E+00	3.46E+04
Sr-92	1.24E-01	0.00E+00	5.36E-03	0.00E+00	0.00E+00	0.00E+00	2.45E+00
Y-90	1.77E+01	0.00E+00	4.75E-01	0.00E+00	0.00E+00	0.00E+00	1.88E+05
Y-91m	1.55E-20	0.00E+00	0.00E+00	0.00E+00	0.00E+00	0.00E+00	4.56E-20
Y-91	3.67E+03	0.00E+00	9.82E+01	0.00E+00	0.00E+00	0.00E+00	2.02E+06

OFFSITE DOSE CALCULATION MANUAL

TABLE 10-8  
 $R_{io}$ , GRASS-COW-MILK PATHWAY DOSE FACTORS – ADULT

NUCLIDE	BONE	LIVER	T. BODY	THYROID	KIDNEY	LUNG	G-LLI
Y-92	1.41E-05	0.00E+00	4.12E-07	0.00E+00	0.00E+00	0.00E+00	2.47E-01
Y-93	5.85E-02	0.00E+00	1.61E-03	0.00E+00	0.00E+00	0.00E+00	1.85E+03
Zr-95	4.21E+02	1.35E+02	9.13E+01	0.00E+00	2.12E+02	0.00E+00	4.28E+05
Zr-97	1.07E-01	2.15E-02	9.84E-03	0.00E+00	3.25E-02	0.00E+00	6.67E+03
Nb-95	2.72E+04	1.51E+04	8.12E+03	0.00E+00	1.49E+04	0.00E+00	9.17E+07
Nb-97	1.64E-12	4.16E-13	1.52E-13	0.00E+00	4.85E-13	0.00E+00	1.53E-09
Mo-99	0.00E+00	6.20E+06	1.18E+06	0.00E+00	1.40E+07	0.00E+00	1.44E+07
Tc-99m	8.30E-01	2.34E+00	2.99E+01	0.00E+00	3.56E+01	1.15E+00	1.39E+03
Tc-99	4.26E+07	6.33E+07	1.71E+07	0.00E+00	7.97E+08	5.38E+06	2.07E+09
Tc-101	0.00E+00	0.00E+00	0.00E+00	0.00E+00	0.00E+00	0.00E+00	0.00E+00
Ru-103	3.57E+02	0.00E+00	1.54E+02	0.00E+00	1.36E+03	0.00E+00	4.16E+04
Ru-105	2.16E-04	0.00E+00	8.54E-05	0.00E+00	2.79E-03	0.00E+00	1.32E-01
Ru-106	1.45E+04	0.00E+00	1.84E+03	0.00E+00	2.81E+04	0.00E+00	9.42E+05
Rh-105	1.05E+05	7.70E+04	5.07E+04	0.00E+00	3.27E+05	0.00E+00	1.23E+07
Ag-110m	4.05E+07	3.74E+07	2.22E+07	0.00E+00	7.36E+07	0.00E+00	1.53E+10
Sn-113	9.13E+06	1.54E+06	2.56E+07	8.07E+05	2.11E+06	9.48E+05	2.81E+08
Sn-117m	3.90E+06	1.33E+05	5.54E+06	2.65E+04	2.03E+05	4.21E+04	6.24E+07
Sb-122	1.89E+05	1.04E+05	1.78E+06	2.20E+04	7.34E+04	2.83E+04	1.89E+07
Sb-124	1.12E+07	2.11E+05	4.43E+06	2.71E+04	0.00E+00	8.69E+06	3.17E+08
Sb-125	1.54E+07	1.72E+05	3.67E+06	1.57E+04	0.00E+00	1.19E+07	1.70E+08
Te-125m	7.74E+06	2.80E+06	1.04E+06	2.33E+06	3.15E+07	0.00E+00	3.09E+07
Te-127m	3.02E+07	1.08E+07	3.68E+06	7.71E+06	1.23E+08	0.00E+00	1.01E+08
Te-127	1.71E+02	6.15E+01	3.70E+01	1.27E+02	6.97E+02	0.00E+00	1.35E+04
Te-129m	2.08E+07	7.77E+06	3.30E+06	7.16E+06	8.70E+07	0.00E+00	1.05E+08
Te-129	7.44E-11	2.79E-11	1.81E-11	5.71E-11	3.13E-10	0.00E+00	5.61E-11
Te-131m	1.07E+05	5.26E+04	4.38E+04	8.32E+04	5.32E+05	0.00E+00	5.22E+06
Te-131	0.00E+00	0.00E+00	0.00E+00	0.00E+00	0.00E+00	0.00E+00	0.00E+00
Te-132	6.01E+05	3.89E+05	3.65E+05	4.29E+05	3.74E+06	0.00E+00	1.84E+07
I-130	5.27E+04	1.55E+05	6.13E+04	1.32E+07	2.42E+05	0.00E+00	1.34E+05
I-131	3.64E+07	5.20E+07	2.98E+07	1.70E+10	8.92E+07	0.00E+00	1.37E+07
I-132	1.82E-02	4.88E-02	1.71E-02	1.71E+00	7.77E-02	0.00E+00	9.16E-03
I-133	4.85E+05	4.83E+05	2.57E+05	1.24E+08	1.47E+06	0.00E+00	7.58E+05
I-134	2.63E-13	7.16E-13	2.56E-13	1.24E-11	1.14E-12	0.00E+00	6.24E-16
I-135	1.56E+03	4.07E+03	1.50E+03	2.69E+05	6.53E+03	0.00E+00	4.60E+03
Cs-134	4.19E+09	9.97E+09	8.15E+09	0.00E+00	3.23E+09	1.07E+09	1.74E+08
Cs-134m	4.40E-02	9.25E-02	4.73E-02	0.00E+00	5.02E-02	7.91E-03	3.26E-02
Cs-136	6.44E+07	2.54E+08	1.83E+08	0.00E+00	1.42E+08	1.94E+07	2.89E+07

OFFSITE DOSE CALCULATION MANUAL

---

TABLE 10-8  
 $R_{io}$ , GRASS-COW-MILK PATHWAY DOSE FACTORS – ADULT

NUCLIDE	BONE	LIVER	T. BODY	THYROID	KIDNEY	LUNG	GI-ILL
Cs-137	5.94E+09	8.12E+09	5.32E+09	0.00E+00	2.76E+09	9.16E+08	1.57E+08
Cs-138	0.00E+00	0.00E+00	0.00E+00	0.00E+00	0.00E+00	0.00E+00	0.00E+00
Ba-139	1.38E-08	9.86E-12	4.05E-10	0.00E+00	9.21E-12	5.89E-12	2.45E-08
Ba-140	6.56E+06	8.23E+03	4.30E+05	0.00E+00	2.80E+03	4.71E+03	1.35E+07
Ba-141	0.00E+00	0.00E+00	0.00E+00	0.00E+00	0.00E+00	0.00E+00	0.00E+00
Ba-142	0.00E+00	0.00E+00	0.00E+00	0.00E+00	0.00E+00	0.00E+00	0.00E+00
La-140	1.11E+00	5.70E-01	1.51E-01	0.00E+00	0.00E+00	0.00E+00	4.19E+04
La-142	2.34E-12	1.06E-12	2.65E-13	0.00E+00	0.00E+00	0.00E+00	7.76E-09
Ce-141	1.54E+03	1.04E+03	1.18E+02	0.00E+00	4.83E+02	0.00E+00	3.97E+06
Ce-143	1.04E+01	7.71E+03	8.54E-01	0.00E+00	3.40E+00	0.00E+00	2.88E+05
Ce-144	2.41E+05	1.01E+05	1.29E+04	0.00E+00	5.98E+04	0.00E+00	8.15E+07
Pr-143	3.87E+01	1.55E+01	1.92E+00	0.00E+00	8.96E+00	0.00E+00	1.70E+05
Pr-144	0.00E+00	0.00E+00	0.00E+00	0.00E+00	0.00E+00	0.00E+00	0.00E+00
Nd-147	2.30E+01	2.66E+01	1.59E+00	0.00E+00	1.55E+01	0.00E+00	1.27E+05
Eu-152	5.87E+03	1.32E+03	1.16E+03	0.00E+00	8.20E+03	0.00E+00	7.63E+05
W-187	1.64E+03	1.37E+03	4.80E+02	0.00E+00	0.00E+00	0.00E+00	4.50E+05
U-235	2.43E+09	0.00E+00	1.47E+08	0.00E+00	5.66E+08	0.00E+00	2.36E+08
U-238	2.32E+09	0.00E+00	1.37E+08	0.00E+00	5.30E+08	0.00E+00	1.67E+08
Np-239	9.19E-01	9.03E-02	4.98E-02	0.00E+00	2.82E-01	0.00E+00	1.85E+04
Am-241	2.45E+07	8.62E+06	1.62E+06	0.00E+00	1.22E+07	0.00E+00	2.22E+06

OFFSITE DOSE CALCULATION MANUAL

TABLE 10-9  
 $R_{io}$ , GRASS-COW-MILK PATHWAY DOSE FACTORS – TEEN

{m<sup>2</sup>-mrem/yr per  $\mu$ Ci/s (mrem/yr per  $\mu$ Ci/m<sup>3</sup> for <sup>3</sup>H and <sup>14</sup>C)}

NUCLIDE	BONE	LIVER	T. BODY	THYROID	KIDNEY	LUNG	G-ELLI
H-3	0.00E+00	8.23E+02	8.23E+03	8.23E+03	8.23E+03	8.23E+03	8.23E+03
C-14	6.70E+05	1.34E+05	1.34E+05	1.34E+05	1.34E+05	1.34E+05	1.34E+05
F-18	2.07E-03	0.00E+00	2.26E-04	0.00E+00	0.00E+00	0.00E+00	1.86E-04
Na-22	7.26E+09	7.26E+09	7.26E+09	7.26E+09	7.26E+09	7.26E+09	7.26E+09
Na-24	1.06E+06	1.06E+06	1.06E+06	1.06E+06	1.06E+06	1.06E+06	1.06E+06
Sc-46	1.52E+02	2.96E+02	8.77E+01	0.00E+00	2.83E+02	0.00E+00	1.01E+06
P-32	8.02E+09	4.97E+08	3.11E+08	0.00E+00	0.00E+00	0.00E+00	6.74E+08
Cr-51	0.00E+00	0.00E+00	1.47E+04	8.14E+03	3.21E+03	2.09E+04	2.46E+06
Mn-54	0.00E+00	9.67E+06	1.92E+06	0.00E+00	2.88E+06	0.00E+00	1.98E+07
Mn-56	0.00E+00	1.86E-03	3.31E-04	0.00E+00	2.36E-03	0.00E+00	1.23E-01
Fe-55	3.31E+07	2.35E+07	5.48E+06	0.00E+00	0.00E+00	1.49E+07	1.02E+07
Fe-59	1.93E+07	4.51E+07	1.74E+07	0.00E+00	0.00E+00	1.42E+07	1.07E+08
Co-57	0.00E+00	1.51E+06	2.53E+06	0.00E+00	0.00E+00	0.00E+00	2.81E+07
Co-58	0.00E+00	3.71E+06	8.54E+06	0.00E+00	0.00E+00	0.00E+00	5.11E+07
Co-60	0.00E+00	2.15E+07	4.84E+07	0.00E+00	0.00E+00	0.00E+00	2.80E+08
Ni-63	9.98E+09	7.05E+08	3.38E+08	0.00E+00	0.00E+00	0.00E+00	1.12E+08
Ni-65	1.69E-01	2.16E-02	9.84E-03	0.00E+00	0.00E+00	0.00E+00	1.17E+00
Cu-64	0.00E+00	1.07E+04	5.02E+03	0.00E+00	2.70E+04	0.00E+00	8.27E+05
Zn-65	1.57E+09	5.47E+09	2.55E+09	0.00E+00	3.50E+09	0.00E+00	2.31E+09
Zn-69m	8.23E+04	1.94E+05	1.78E+04	0.00E+00	1.18E+05	0.00E+00	1.07E+07
Zn-69	9.70E-13	1.85E-12	1.29E-13	0.00E+00	1.21E-12	0.00E+00	3.41E-12
As-76	1.48E+05	4.65E+05	2.27E+06	1.36E+05	5.45E+05	1.36E+05	2.04E+07
Br-82	0.00E+00	0.00E+00	1.42E+07	0.00E+00	0.00E+00	0.00E+00	0.00E+00
Br-83	0.00E+00	0.00E+00	4.89E-02	0.00E+00	0.00E+00	0.00E+00	0.00E+00
Br-84	0.00E+00	0.00E+00	0.00E+00	0.00E+00	0.00E+00	0.00E+00	0.00E+00
Br-85	0.00E+00	0.00E+00	0.00E+00	0.00E+00	0.00E+00	0.00E+00	0.00E+00
Rb-86	0.00E+00	1.22E+09	5.71E+08	0.00E+00	0.00E+00	0.00E+00	1.80E+08
Rb-88	0.00E+00	0.00E+00	0.00E+00	0.00E+00	0.00E+00	0.00E+00	0.00E+00
Rb-89	0.00E+00	0.00E+00	0.00E+00	0.00E+00	0.00E+00	0.00E+00	0.00E+00
Sr-89	1.07E+09	0.00E+00	3.05E+07	0.00E+00	0.00E+00	0.00E+00	1.27E+08
Sr-90	6.72E+10	0.00E+00	1.34E+09	0.00E+00	0.00E+00	0.00E+00	1.53E+09
Sr-91	1.33E+04	0.00E+00	5.31E+02	0.00E+00	0.00E+00	0.00E+00	6.05E+04
Sr-92	2.27E-01	0.00E+00	9.66E-03	0.00E+00	0.00E+00	0.00E+00	5.78E+00
Y-90	3.25E+01	0.00E+00	8.77E-01	0.00E+00	0.00E+00	0.00E+00	2.68E+05
Y-91m	2.85E-20	0.00E+00	0.00E+00	0.00E+00	0.00E+00	0.00E+00	1.34E-18
Y-91	6.76E+03	0.00E+00	1.81E+02	0.00E+00	0.00E+00	0.00E+00	2.77E+06
Y-92	2.61E-05	0.00E+00	7.54E-07	0.00E+00	0.00E+00	0.00E+00	7.15E-01

OFFSITE DOSE CALCULATION MANUAL

TABLE 10-9  
 $R_{io}$ , GRASS-COW-MILK PATHWAY DOSE FACTORS – TEEN

NUCLIDE	BONE	LIVER	T. BODY	THYROID	KIDNEY	LUNG	GI-LLI
Y-93	1.08E-01	0.00E+00	2.96E-03	0.00E+00	0.00E+00	0.00E+00	3.29E+03
Zr-95	7.35E+02	2.32E+02	1.60E+02	0.00E+00	3.41E+02	0.00E+00	5.36E+05
Zr-97	1.94E-01	3.84E-02	1.77E-02	0.00E+00	5.82E-02	0.00E+00	1.04E+04
Nb-95	4.63E+04	2.57E+04	1.41E+04	0.00E+00	2.49E+04	0.00E+00	1.10E+08
Nb-97	3.00E-12	7.44E-13	2.72E-13	0.00E+00	8.70E-13	0.00E+00	1.78E-08
Mo-99	0.00E+00	1.12E+07	2.13E+06	0.00E+00	2.56E+07	0.00E+00	2.00E+07
Tc-99m	1.44E+00	4.01E+00	5.20E+01	0.00E+00	5.98E+01	2.23E+00	2.63E+03
Tc-99	7.87E+07	1.16E+08	3.15E+07	0.00E+00	1.47E+09	1.20E+07	2.83E+09
Tc-101	0.00E+00	0.00E+00	0.00E+00	0.00E+00	0.00E+00	0.00E+00	0.00E+00
Ru-103	6.34E+02	0.00E+00	2.71E+02	0.00E+00	2.24E+03	0.00E+00	5.30E+04
Ru-105	3.95E-04	0.00E+00	1.53E-04	0.00E+00	4.98E-03	0.00E+00	3.19E-01
Ru-106	2.68E+04	0.00E+00	3.37E+03	0.00E+00	5.16E+04	0.00E+00	1.28E+06
Rh-105	1.94E+05	1.40E+05	9.21E+04	0.00E+00	5.96E+05	0.00E+00	1.79E+07
Ag-110m	6.69E+07	6.33E+07	3.85E+07	0.00E+00	1.21E+08	0.00E+00	1.78E+10
Sn-113	1.27E+07	2.54E+06	4.17E+07	1.22E+06	3.31E+06	1.49E+06	4.48E+08
Sn-117m	5.13E+06	2.21E+05	8.86E+06	4.13E+04	3.12E+05	7.55E+04	9.97E+07
Sb-122	2.57E+05	1.76E+05	2.84E+06	3.52E+04	1.15E+05	4.74E+04	2.98E+07
Sb-124	1.99E+07	3.67E+05	7.77E+06	4.52E+04	0.00E+00	1.74E+07	4.01E+08
Sb-125	2.76E+07	3.01E+05	6.44E+06	2.63E+04	0.00E+00	2.42E+07	2.14E+08
Te-125m	1.43E+07	5.14E+06	1.91E+06	3.99E+06	0.00E+00	0.00E+00	4.21E+07
Te-127m	5.56E+07	1.97E+07	6.62E+06	1.32E+07	2.26E+08	0.00E+00	1.39E+08
Te-127	3.17E+02	1.12E+02	6.83E+01	2.19E+02	1.29E+03	0.00E+00	2.45E+04
Te-129m	3.81E+07	1.41E+07	6.03E+06	1.23E+07	1.59E+08	0.00E+00	1.43E+08
Te-129	1.37E-10	5.10E-11	3.33E-11	9.78E-11	5.74E-10	0.00E+00	7.49E-10
Te-131m	1.96E+05	9.38E+04	7.82E+04	1.41E+05	9.78E+05	0.00E+00	7.53E+06
Te-131	0.00E+00	0.00E+00	0.00E+00	0.00E+00	0.00E+00	0.00E+00	0.00E+00
Te-132	1.07E+06	6.80E+05	6.40E+05	7.17E+05	6.52E+06	0.00E+00	2.15E+07
I-130	9.26E+04	2.68E+05	1.07E+05	2.18E+07	4.13E+05	0.00E+00	2.06E+05
I-131	6.60E+07	9.24E+07	4.96E+07	2.70E+10	1.59E+08	0.00E+00	1.83E+07
I-132	3.23E-02	8.46E-02	3.04E-02	2.85E+00	1.33E-01	0.00E+00	3.69E-02
I-133	8.85E+05	1.50E+06	4.58E+05	2.10E+08	2.63E+06	0.00E+00	1.14E+06
I-134	4.68E-13	1.24E-12	4.46E-13	2.17E-11	1.96E-12	0.00E+00	1.64E-14
I-135	2.76E+03	7.12E+03	2.64E+03	4.58E+05	1.12E+04	0.00E+00	7.89E+03
Cs-134	7.27E+09	1.71E+10	7.94E+09	0.00E+00	5.44E+09	2.08E+09	2.13E+08
Cs-134m	7.84E-02	1.62E-01	8.34E-02	0.00E+00	9.03E-02	1.59E-02	1.08E-01
Cs-136	1.10E+08	4.32E+08	2.90E+08	0.00E+00	2.35E+08	3.70E+07	3.47E+07
Cs-137	1.08E+10	1.43E+10	4.99E+09	0.00E+00	4.87E+09	1.89E+09	2.04E+08
Cs-138	0.00E+00	0.00E+00	0.00E+00	0.00E+00	0.00E+00	0.00E+00	0.00E+00

OFFSITE DOSE CALCULATION MANUAL

TABLE 10-9  
 $R_{io}$ , GRASS-COW-MILK PATHWAY DOSE FACTORS – TEEN

NUCLIDE	BONE	LIVER	T. BODY	THYROID	KIDNEY	LUNG	GILLI
Ba-139	2.56E-08	1.80E-11	7.45E-10	0.00E+00	1.70E-11	1.24E-11	2.28E-07
Ba-140	1.18E+07	1.45E+04	7.63E+05	0.00E+00	4.92E+03	9.75E+03	1.83E+07
Ba-141	0.00E+00	0.00E+00	0.00E+00	0.00E+00	0.00E+00	0.00E+00	0.00E+00
Ba-142	0.00E+00	0.00E+00	0.00E+00	0.00E+00	0.00E+00	0.00E+00	0.00E+00
La-140	2.03E+00	9.99E-01	2.66E-01	0.00E+00	0.00E+00	0.00E+00	5.73E+04
La-142	4.22E-12	1.87E-12	4.66E-13	0.00E+00	0.00E+00	0.00E+00	5.70E-08
Ce-141	2.82E+03	1.88E+03	2.16E+02	0.00E+00	8.85E+02	0.00E+00	5.38E+06
Ce-143	1.92E+01	1.40E+04	1.56E+00	0.00E+00	6.26E+00	0.00E+00	4.19E+05
Ce-144	4.43E+05	1.84E+05	2.38E+04	0.00E+00	1.10E+05	0.00E+00	1.12E+08
Pr-143	7.11E+01	2.84E+01	3.54E+00	0.00E+00	1.65E+01	0.00E+00	2.34E+05
Pr-144	0.00E+00	0.00E+00	0.00E+00	0.00E+00	0.00E+00	0.00E+00	0.00E+00
Nd-147	4.42E+01	4.81E+01	2.88E+00	0.00E+00	2.82E+01	0.00E+00	1.73E+05
Eu-152	9.42E+03	2.27E+03	2.00E+03	0.00E+00	1.05E+04	0.00E+00	8.35E+05
W-187	3.00E+03	2.45E+03	8.58E+02	0.00E+00	0.00E+00	0.00E+00	6.63E+05
U-235	4.45E+09	0.00E+00	2.71E+08	0.00E+00	1.04E+09	0.00E+00	3.23E+08
U-238	4.26E+09	0.00E+00	2.54E+08	0.00E+00	9.77E+08	0.00E+00	2.28E+08
Np-239	1.75E+00	1.65E-01	9.19E-02	0.00E+00	5.19E-01	0.00E+00	2.66E+04
Am-241	3.33E+07	1.27E+07	2.22E+06	0.00E+00	1.66E+07	0.00E+00	3.04E+06

OFFSITE DOSE CALCULATION MANUAL

TABLE 10-10  
 $R_{io}$ , GRASS-COW-MILK PATHWAY DOSE FACTORS – CHILD

{m<sup>2</sup>-mrem/yr per  $\mu$ Ci/s (mrem/yr per  $\mu$ Ci/m<sup>3</sup> for <sup>3</sup>H and <sup>14</sup>C)}

NUCLIDE	BONE	LIVER	T. BODY	THYROID	KIDNEY	LUNG	G-LLI
H-3	0.00E+00	1.30E+03	1.30E+03	1.30E+03	1.30E+03	1.30E+03	1.30E+03
C-14	1.65E+06	3.29E+05	3.29E+05	3.29E+05	3.29E+05	3.29E+05	3.29E+05
F-18	4.91E-03	0.00E+00	4.87E-04	0.00E+00	0.00E+00	0.00E+00	1.33E-03
Na-22	1.50E+10	1.50E+10	1.50E+10	1.50E+10	1.50E+10	1.50E+10	1.50E+10
Na-24	2.20E+06	2.20E+06	2.20E+06	2.20E+06	2.20E+06	2.20E+06	2.20E+06
Sc-46	3.41E+02	4.67E+02	1.80E+02	0.00E+00	4.14E+02	0.00E+00	6.84E+05
P-32	1.98E+10	9.25E+08	7.62E+08	0.00E+00	0.00E+00	0.00E+00	5.46E+08
Cr-51	0.00E+00	0.00E+00	2.99E+04	1.66E+04	4.54E+03	3.03E+04	1.59E+06
Mn-54	0.00E+00	1.45E+07	3.85E+06	0.00E+00	4.05E+06	0.00E+00	1.21E+07
Mn-56	0.00E+00	3.25E-03	7.33E-04	0.00E+00	3.93E-03	0.00E+00	4.71E-01
Fe-55	8.31E+07	4.41E+07	1.37E+07	0.00E+00	0.00E+00	2.49E+07	8.17E+06
Fe-59	4.48E+07	7.25E+07	3.61E+07	0.00E+00	0.00E+00	2.10E+07	7.55E+07
Co-57	0.00E+00	2.58E+06	5.21E+06	0.00E+00	0.00E+00	0.00E+00	2.11E+07
Co-58	0.00E+00	5.66E+06	1.73E+07	0.00E+00	0.00E+00	0.00E+00	3.30E+07
Co-60	0.00E+00	3.34E+07	9.85E+07	0.00E+00	0.00E+00	0.00E+00	1.85E+08
Ni-63	2.50E+10	1.34E+09	8.51E+08	0.00E+00	0.00E+00	0.00E+00	9.02E+07
Ni-65	4.13E-01	3.89E-02	2.27E-02	0.00E+00	0.00E+00	0.00E+00	4.77E+00
Cu-64	0.00E+00	1.87E+04	1.13E+04	0.00E+00	4.53E+04	0.00E+00	8.80E+05
Zn-65	3.09E+09	8.23E+09	5.12E+09	0.00E+00	5.19E+09	0.00E+00	1.45E+09
Zn-69m	2.01E+05	3.42E+05	4.05E+04	0.00E+00	1.99E+05	0.00E+00	1.11E+07
Zn-69	3.23E-12	4.67E-12	4.31E-13	0.00E+00	2.83E-12	0.00E+00	2.94E-10
As-76	3.37E+05	9.37E+05	5.43E+06	3.18E+05	1.03E+06	3.18E+05	4.87E+07
Br-82	0.00E+00	0.00E+00	2.91E+07	0.00E+00	0.00E+00	0.00E+00	0.00E+00
Br-83	0.00E+00	0.00E+00	1.20E-01	0.00E+00	0.00E+00	0.00E+00	0.00E+00
Br-84	0.00E+00	0.00E+00	0.00E+00	0.00E+00	0.00E+00	0.00E+00	0.00E+00
Br-85	0.00E+00	0.00E+00	0.00E+00	0.00E+00	0.00E+00	0.00E+00	0.00E+00
Rb-86	0.00E+00	2.26E+09	1.39E+09	0.00E+00	0.00E+00	0.00E+00	1.45E+08
Rb-88	0.00E+00	0.00E+00	0.00E+00	0.00E+00	0.00E+00	0.00E+00	0.00E+00
Rb-89	0.00E+00	0.00E+00	0.00E+00	0.00E+00	0.00E+00	0.00E+00	0.00E+00
Sr-89	2.64E+09	0.00E+00	7.53E+07	0.00E+00	0.00E+00	0.00E+00	1.02E+08
Sr-90	1.39E+11	0.00E+00	2.80E+09	0.00E+00	0.00E+00	0.00E+00	1.24E+09
Sr-91	3.27E+04	0.00E+00	1.24E+03	0.00E+00	0.00E+00	0.00E+00	7.23E+04
Sr-92	5.54E-01	0.00E+00	2.22E-02	0.00E+00	0.00E+00	0.00E+00	1.05E+01
Y-90	8.06E+01	0.00E+00	2.16E+00	0.00E+00	0.00E+00	0.00E+00	2.29E+05
Y-91m	6.95E-20	0.00E+00	0.00E+00	0.00E+00	0.00E+00	0.00E+00	1.36E-16
Y-91	1.67E+04	0.00E+00	4.46E+02	0.00E+00	0.00E+00	0.00E+00	2.22E+06
Y-92	6.40E-05	0.00E+00	1.83E-06	0.00E+00	0.00E+00	0.00E+00	1.85E+00



OFFSITE DOSE CALCULATION MANUAL

TABLE 10-10  
 $R_{io}$ , GRASS-COW-MILK PATHWAY DOSE FACTORS – CHILD

NUCLIDE	BONE	LIVER	T. BODY	THYROID	KIDNEY	LUNG	GI-LLI
Y-93	2.65E-01	0.00E+00	7.27E-03	0.00E+00	0.00E+00	0.00E+00	3.95E+03
Zr-95	1.71E+03	3.76E+02	3.34E+02	0.00E+00	5.38E+02	0.00E+00	3.92E+05
Zr-97	4.72E-01	6.83E-02	4.03E-02	0.00E+00	9.80E-02	0.00E+00	1.03E+04
Nb-95	1.05E+05	4.07E+04	2.91E+04	0.00E+00	3.82E+04	0.00E+00	7.53E+07
Nb-97	7.28E-12	1.31E-12	6.14E-13	0.00E+00	1.46E-12	0.00E+00	4.06E-07
Mo-99	0.00E+00	2.04E+07	5.04E+06	0.00E+00	4.35E+07	0.00E+00	1.68E+07
Tc-99m	3.30E+00	6.47E+00	1.07E+02	0.00E+00	9.40E+01	3.29E+00	3.68E+03
Tc-99	1.94E+08	2.16E+08	7.76E+07	0.00E+00	2.54E+09	1.91E+07	2.27E+09
Tc-101	0.00E+00	0.00E+00	0.00E+00	0.00E+00	0.00E+00	0.00E+00	0.00E+00
Ru-103	1.50E+03	0.00E+00	5.77E+02	0.00E+00	3.78E+03	0.00E+00	3.88E+04
Ru-105	9.64E-04	0.00E+00	3.50E-04	0.00E+00	8.47E-03	0.00E+00	6.29E-01
Ru-106	6.59E+04	0.00E+00	8.22E+03	0.00E+00	8.90E+04	0.00E+00	1.02E+06
Rh-105	4.76E+05	2.56E+05	2.19E+05	0.00E+00	1.02E+06	0.00E+00	1.58E+07
Ag-110m	1.45E+08	9.80E+07	7.83E+07	0.00E+00	1.83E+08	0.00E+00	1.17E+10
Sn-113	2.95E+07	6.35E+06	9.71E+07	2.54E+06	6.73E+06	3.18E+06	1.08E+09
Sn-117m	1.33E+07	6.31E+05	2.08E+07	9.97E+04	6.40E+05	1.83E+05	2.41E+08
Sb-122	6.14E+05	3.69E+05	6.81E+06	8.04E+04	2.23E+05	1.05E+05	7.37E+07
Sb-124	4.71E+07	6.11E+05	1.65E+07	1.04E+05	0.00E+00	2.61E+07	2.95E+08
Sb-125	6.56E+07	5.06E+05	1.37E+07	6.08E+04	0.00E+00	3.66E+07	1.57E+08
Te-125m	3.51E+07	9.50E+06	4.67E+06	9.84E+06	0.00E+00	0.00E+00	3.38E+07
Te-127m	1.37E+08	3.69E+07	1.63E+07	3.28E+07	3.91E+08	0.00E+00	1.11E+08
Te-127	7.80E+02	2.10E+02	1.67E+02	5.40E+02	2.22E+03	0.00E+00	3.05E+04
Te-129m	9.39E+07	2.62E+07	1.46E+07	3.03E+07	2.76E+08	0.00E+00	1.15E+08
Te-129	3.38E-10	9.43E-11	8.02E-11	2.41E-10	9.88E-10	0.00E+00	2.10E-08
Te-131m	4.76E+05	1.65E+05	1.75E+05	3.39E+05	1.59E+06	0.00E+00	6.68E+06
Te-131	0.00E+00	0.00E+00	0.00E+00	0.00E+00	0.00E+00	0.00E+00	0.00E+00
Te-132	2.56E+06	1.13E+06	1.37E+06	1.65E+06	1.05E+07	0.00E+00	1.14E+07
I-130	2.17E+05	4.38E+05	2.25E+05	4.82E+07	6.564E+05	0.00E+00	2.05E+05
I-131	1.60E+08	1.61E+08	9.15E+07	5.32E+10	2.64E+08	0.00E+00	1.43E+07
I-132	7.65E-02	1.41E-01	6.46E-02	6.52E+00	2.15E-01	0.00E+00	1.65E-01
I-133	2.15E+06	2.66E+06	1.01E+06	4.94E+08	4.43E+06	0.00E+00	1.07E+06
I-134	1.11E-12	2.06E-12	9.47E-13	4.73E-11	3.15E-12	0.00E+00	1.36E-12
I-135	6.54E+03	1.18E+04	5.57E+03	1.04E+06	1.81E+04	0.00E+00	8.97E+03
Cs-134	1.68E+10	2.75E+10	5.81E+09	0.00E+00	8.53E+09	3.06E+09	1.48E+08
Cs-134m	1.86E-01	2.75E-01	1.79E-01	0.00E+00	1.45E-01	2.39E-02	3.47E-01
Cs-136	2.48E+08	6.80E+08	4.40E+08	0.00E+00	3.62E+08	5.40E+07	2.39E+07
Cs-137	2.59E+10	2.48E+10	3.66E+09	0.00E+00	8.09E+09	2.91E+09	1.55E+08

OFFSITE DOSE CALCULATION MANUAL

---

TABLE 10-10  
 $R_{io}$ , GRASS-COW-MILK PATHWAY DOSE FACTORS – CHILD

NUCLIDE	BONE	LIVER	T. BODY	THYROID	KIDNEY	LUNG	GI-LLI
Cs-138	0.00E+00	0.00E+00	0.00E+00	0.00E+00	0.00E+00	0.00E+00	0.00E+00
Ba-139	6.29E-08	3.36E-11	1.82E-09	0.00E+00	2.93E-11	1.97E-11	3.63E-06
Ba-140	2.86E+07	2.50E+04	1.67E+06	0.00E+00	8.15E+03	1.49E+04	1.45E+07
Ba-141	0.00E+00	0.00E+00	0.00E+00	0.00E+00	0.00E+00	0.00E+00	0.00E+00
Ba-142	0.00E+00	0.00E+00	0.00E+00	0.00E+00	0.00E+00	0.00E+00	0.00E+00
La-140	4.87E+00	1.70E+00	5.73E-01	0.00E+00	0.00E+00	0.00E+00	4.74E+04
La-142	1.02E-11	3.25E-12	1.02E-12	0.00E+00	0.00E+00	0.00E+00	6.43E-07
Ce-141	6.94E+03	3.46E+03	5.14E+02	0.00E+00	1.52E+03	0.00E+00	4.32E+06
Ce-143	4.70E+01	2.55E+04	3.69E+00	0.00E+00	1.07E+01	0.00E+00	3.74E+05
Ce-144	1.09E+06	3.43E+05	5.84E+04	0.00E+00	1.90E+05	0.00E+00	8.94E+07
Pr-143	1.76E+02	5.28E+01	8.73E+00	0.00E+00	2.86E+01	0.00E+00	1.90E+05
Pr-144	0.00E+00	0.00E+00	0.00E+00	0.00E+00	0.00E+00	0.00E+00	0.00E+00
Nd-147	1.08E+02	8.79E+01	6.80E+00	0.00E+00	4.82E+01	0.00E+00	1.39E+05
Eu-152	1.95E+04	3.55E+03	4.22E+03	0.00E+00	1.50E+04	0.00E+00	5.84E+05
W-187	7.28E+03	4.31E+03	1.94E+03	0.00E+00	0.00E+00	0.00E+00	6.06E+05
U-235	1.10E+10	0.00E+00	6.67E+08	0.00E+00	1.81E+09	0.00E+00	2.59E+08
U-238	1.05E+10	0.00E+00	6.25E+08	0.00E+00	1.69E+09	0.00E+00	1.82E+08
Np-239	4.32E+00	3.10E-01	2.18E-01	0.00E+00	8.96E-01	0.00E+00	2.29E+04
Am-241	4.55E+07	2.04E+07	3.25E+06	0.00E+00	1.98E+07	0.00E+00	2.43E+06

OFFSITE DOSE CALCULATION MANUAL

TABLE 10-11  
 $R_{io}$ , GRASS-COW-MILK PATHWAY DOSE FACTORS – INFANT

{m<sup>2</sup>-mrem/yr per  $\mu$ Ci/s (mrem/yr per  $\mu$ Ci/m<sup>3</sup> for <sup>3</sup>H and <sup>14</sup>C)}

NUCLIDE	BONE	LIVER	T BODY	THYROID	KIDNEY	LUNG	GILLI
H-3	0.00E+00	1.98E+03	1.98E+03	1.98E+03	1.98E+03	1.98E+03	1.98E+03
C-14	3.23E+06	6.89E+05	6.89E+05	6.89E+05	6.89E+05	6.89E+05	6.89E+05
F-18	1.02E-02	0.00E+00	8.74E-04	0.00E+00	0.00E+00	0.00E+00	2.41E-03
Na-22	2.52E+10	2.52E+10	2.52E+10	2.52E+10	2.52E+10	2.52E+10	2.52E+10
Na-24	3.83E+06	3.83E+06	3.83E+06	3.83E+06	3.83E+06	3.83E+06	3.83E+06
Sc-46	6.49E+02	9.36E+02	2.93E+02	0.00E+00	6.16E+02	0.00E+00	6.11E+05
P-32	4.07E+10	2.40E+09	1.58E+09	0.00E+00	0.00E+00	0.00E+00	5.51E+08
Cr-51	0.00E+00	0.00E+00	4.74E+04	3.09E+04	6.75E+03	6.01E+04	1.38E+06
Mn-54	0.00E+00	2.69E+07	6.10E+06	0.00E+00	5.96E+06	0.00E+00	9.88E+06
Mn-56	0.00E+00	7.96E-03	1.37E-03	0.00E+00	6.84E-03	0.00E+00	7.23E-01
Fe-55	1.00E+08	6.49E+07	1.73E+07	0.00E+00	0.00E+00	3.17E+07	8.24E+06
Fe-59	8.36E+07	1.46E+08	5.76E+07	0.00E+00	0.00E+00	4.32E+07	6.98E+07
Co-57	0.00E+00	6.01E+06	9.77E+06	0.00E+00	0.00E+00	0.00E+00	2.05E+07
Co-58	0.00E+00	1.13E+07	2.82E+07	0.00E+00	0.00E+00	0.00E+00	2.82E+07
Co-60	0.00E+00	6.82E+07	1.61E+08	0.00E+00	0.00E+00	0.00E+00	1.62E+08
Ni-63	2.95E+10	1.82E+09	1.02E+09	0.00E+00	0.00E+00	0.00E+00	9.07E+07
Ni-65	8.75E-01	9.90E-02	4.51E-02	0.00E+00	0.00E+00	0.00E+00	7.54E+00
Cu-64	0.00E+00	4.66E+04	2.16E+04	0.00E+00	7.88E+04	0.00E+00	9.57E+05
Zn-65	4.15E+09	1.42E+10	6.56E+09	0.00E+00	6.90E+09	0.00E+00	1.20E+10
Zn-69m	4.24E+05	8.66E+05	7.89E+04	0.00E+00	3.51E+05	0.00E+00	1.20E+07
Zn-69	6.88E-12	1.24E-11	9.22E-13	0.00E+00	5.15E-12	0.00E+00	1.01E-09
As-76	2.06E+06	5.43E+06	9.37E+06	2.06E+06	5.71E+06	2.06E+06	5.99E+07
Br-82	0.00E+00	0.00E+00	4.90E+07	0.00E+00	0.00E+00	0.00E+00	0.00E+00
Br-83	0.00E+00	0.00E+00	2.55E-01	0.00E+00	0.00E+00	0.00E+00	0.00E+00
Br-84	0.00E+00	0.00E+00	0.00E+00	0.00E+00	0.00E+00	0.00E+00	0.00E+00
Br-85	0.00E+00	0.00E+00	0.00E+00	0.00E+00	0.00E+00	0.00E+00	0.00E+00
Rb-86	0.00E+00	5.72E+09	2.83E+09	0.00E+00	0.00E+00	0.00E+00	1.46E+08
Rb-88	0.00E+00	0.00E+00	0.00E+00	0.00E+00	0.00E+00	0.00E+00	0.00E+00
Rb-89	0.00E+00	0.00E+00	0.00E+00	0.00E+00	0.00E+00	0.00E+00	0.00E+00
Sr-89	5.02E+09	0.00E+00	1.44E+08	0.00E+00	0.00E+00	0.00E+00	1.03E+08
Sr-90	1.54E+11	0.00E+00	3.12E+09	0.00E+00	0.00E+00	0.00E+00	1.26E+09
Sr-91	6.82E+04	0.00E+00	2.47E+03	0.00E+00	0.00E+00	0.00E+00	8.07E+04
Sr-92	1.18E+00	0.00E+00	4.37E-02	0.00E+00	0.00E+00	0.00E+00	1.27E+01
Y-90	1.70E+02	0.00E+00	4.57E+00	0.00E+00	0.00E+00	0.00E+00	2.35E+05
Y-91m	1.47E-19	0.00E+00	0.00E+00	0.00E+00	0.00E+00	0.00E+00	4.91E-16
Y-91	3.13E+04	0.00E+00	8.35E+02	0.00E+00	0.00E+00	0.00E+00	2.25E+06
Y-92	1.36E-04	0.00E+00	3.82E-06	0.00E+00	0.00E+00	0.00E+00	2.59E+00

OFFSITE DOSE CALCULATION MANUAL

TABLE 10-11  
 $R_{io}$ , GRASS-COW-MILK PATHWAY DOSE FACTORS – INFANT

NUCLIDE	BONE	LIVER	T. BODY	THYROID	KIDNEY	LUNG	GI-LLI
Y-93	5.64E-01	0.00E+00	1.54E-02	0.00E+00	0.00E+00	0.00E+00	4.46E+03
Zr-95	3.03E+03	7.39E+02	5.24E+02	0.00E+00	7.97E+02	0.00E+00	3.68E+05
Zr-97	1.00E+00	1.72E-01	7.84E-02	0.00E+00	1.73E-01	0.00E+00	1.09E+04
Nb-95	1.95E+05	8.04E+04	4.65E+04	0.00E+00	5.76E+04	0.00E+00	6.79E+07
Nb-97	1.54E-11	3.28E-12	1.18E-12	0.00E+00	2.57E-12	0.00E+00	1.04E-06
Mo-99	0.00E+00	5.21E+07	1.02E+07	0.00E+00	7.78E+07	0.00E+00	1.71E+07
Tc-99m	6.86E+00	1.42E+01	1.82E+02	0.00E+00	1.52E+02	7.32E+00	4.11E+03
Tc-99	3.92E+08	5.29E+08	1.65E+08	0.00E+00	4.46E+09	5.15E+07	2.29E+09
Tc-101	0.00E+00	0.00E+00	0.00E+00	0.00E+00	0.00E+00	0.00E+00	0.00E+00
Ru-103	3.04E+03	0.00E+00	1.02E+03	0.00E+00	6.32E+03	0.00E+00	3.69E+04
Ru-105	2.03E-03	0.00E+00	6.84E-04	0.00E+00	1.49E-02	0.00E+00	8.08E-01
Ru-106	1.36E+05	0.00E+00	1.70E+04	0.00E+00	1.60E+05	0.00E+00	1.03E+06
Rh-105	1.01E+06	6.61E+05	4.44E+05	0.00E+00	1.83E+06	0.00E+00	1.64E+07
Ag-110m	2.68E+08	1.96E+08	1.29E+08	0.00E+00	2.80E+08	0.00E+00	1.01E+10
Sn-113	1.08E+08	2.17E+07	2.91E+08	1.16E+07	2.17E+07	1.46E+07	3.21E+09
Sn-117m	4.73E+07	1.91E+06	6.40E+07	5.40E+05	1.66E+06	7.81E+05	7.31E+08
Sb-122	2.35E+06	1.56E+06	2.01E+07	4.69E+05	7.48E+05	5.36E+05	2.12E+08
Sb-124	9.08E+07	1.34E+06	2.81E+07	2.41E+05	0.00E+00	5.69E+07	2.80E+08
Sb-125	1.13E+08	1.09E+06	2.32E+07	1.41E+05	0.00E+00	7.08E+07	1.50E+08
Te-125m	7.16E+07	2.40E+07	9.69E+06	2.41E+07	0.00E+00	0.00E+00	3.41E+07
Te-127m	2.78E+08	9.21E+07	3.36E+07	8.02E+07	6.84E+08	0.00E+00	1.12E+08
Te-127	1.66E+03	5.55E+02	3.56E+02	1.35E+03	4.04E+03	0.00E+00	3.48E+04
Te-129m	1.93E+08	6.61E+07	2.97E+07	7.41E+07	4.82E+08	0.00E+00	1.15E+08
Te-129	7.16E-10	2.47E-10	1.67E-10	6.00E-10	1.78E-09	0.00E+00	5.72E-08
Te-131m	1.01E+06	4.05E+05	3.34E+05	8.20E+05	2.78E+06	0.00E+00	6.81E+06
Te-131	0.00E+00	0.00E+00	0.00E+00	0.00E+00	0.00E+00	0.00E+00	0.00E+00
Te-132	5.28E+06	2.61E+06	2.44E+06	3.86E+06	1.63E+07	0.00E+00	9.67E+06
I-130	4.45E+05	9.79E+05	3.93E+05	1.10E+08	1.08E+06	0.00E+00	2.10E+05
I-131	3.34E+08	3.94E+08	1.73E+08	1.29E+11	4.60E+08	0.00E+00	1.41E+07
I-132	1.59E-01	3.22E-01	1.15E-01	1.51E+01	3.59E-01	0.00E+00	2.61E-01
I-133	4.54E+06	6.61E+06	1.94E+06	1.20E+09	7.77E+06	0.00E+00	1.12E+06
I-134	2.30E-12	4.71E-12	1.67E-12	1.10E-10	5.26E-10	0.00E+00	4.87E-12
I-135	1.36E+04	2.71E+04	9.87E+03	2.43E+06	3.02E+04	0.00E+00	9.80E+03
Cs-134	2.70E+10	5.04E+10	5.09E+09	0.00E+00	1.30E+10	5.32E+09	1.37E+08
Cs-134m	3.87E-01	6.44E-01	3.25E-01	0.00E+00	2.48E-01	5.72E-02	5.10E-01
Cs-136	4.84E+08	1.42E+09	5.31E+08	0.00E+00	5.67E+08	1.16E+08	2.16E+07
Cs-137	4.14E+10	4.84E+10	3.43E+09	0.00E+00	1.30E+10	5.26E+09	1.51E+08

OFFSITE DOSE CALCULATION MANUAL

---

TABLE 10-11  
 $R_{io}$ , GRASS-COW-MILK PATHWAY DOSE FACTORS – INFANT

NUCLIDE	BONE	LIVER	T. BODY	THYROID	KIDNEY	LUNG	GILLI
Cs-138	0.00E+00	0.00E+00	0.00E+00	0.00E+00	0.00E+00	0.00E+00	0.00E+00
Ba-139	1.34E-07	8.87E-11	3.87E-09	0.00E+00	5.33E-11	5.38E-11	8.474E-06
Ba-140	5.88E+07	5.88E+04	3.03E+06	0.00E+00	1.40E+04	3.61E+04	1.44E+07
Ba-141	0.00E+00	0.00E+00	0.00E+00	0.00E+00	0.00E+00	0.00E+00	0.00E+00
Ba-142	0.00E+00	0.00E+00	0.00E+00	0.00E+00	0.00E+00	0.00E+00	0.00E+00
La-140	1.02E+01	4.01E+00	1.03E+00	0.00E+00	0.00E+00	0.00E+00	4.71E+04
La-142	2.14E-11	7.85E-12	1.88E-12	0.00E+00	0.00E+00	0.00E+00	1.33E-06
Ce-141	1.38E+04	8.39E+03	9.87E+02	0.00E+00	2.59E+03	0.00E+00	4.33E+06
Ce-143	9.96E+01	6.61E+04	7.54E+00	0.00E+00	1.92E+01	0.00E+00	3.86E+05
Ce-144	1.57E+06	6.41E+05	8.78E+04	0.00E+00	2.59E+05	0.00E+00	8.99E+07
Pr-143	3.64E+02	1.36E+02	1.80E+01	0.00E+00	5.06E+01	0.00E+00	1.92E+05
Pr-144	0.00E+00	0.00E+00	0.00E+00	0.00E+00	0.00E+00	0.00E+00	0.00E+00
Nd-147	2.15E+02	2.21E+02	1.35E+01	0.00E+00	8.52E+01	0.00E+00	1.40E+05
Eu-152	2.14E+04	5.68E+03	4.79E+03	0.00E+00	1.59E+04	0.00E+00	5.05E+05
W-187	1.53E+04	1.07E+04	3.68E+03	0.00E+00	0.00E+00	0.00E+00	6.27E+05
U-235	1.51E+10	0.00E+00	1.15E+09	0.00E+00	3.20E+09	0.00E+00	2.61E+08
U-238	1.44E+10	0.00E+00	1.07E+09	0.00E+00	2.99E+09	0.00E+00	1.84E+08
Np-239	9.12E+00	8.16E-01	4.61E-01	0.00E+00	1.63E+00	0.00E+00	2.36E+04
Am-241	4.87E+07	2.29E+07	3.47E+06	0.00E+00	2.09E+07	0.00E+00	2.45E+06

OFFSITE DOSE CALCULATION MANUAL

TABLE 10-12  
 $R_{io}$ , GRASS-COW-MEAT PATHWAY DOSE FACTORS – ADULT

{m<sup>2</sup>-mrem/yr per  $\mu$ Ci/s (mrem/yr per  $\mu$ Ci/m<sup>3</sup> for <sup>3</sup>H and <sup>14</sup>C)}

NUCLIDE	BONE	LIVER	T. BODY	THYROID	KIDNEY	LUNG	GI-LLI
H-3	0.00E+00	2.69E+02	2.69E+02	2.69E+02	2.69E+02	2.69E+02	2.69E+02
C-14	3.33E+05	6.66E+04	6.66E+04	6.66E+04	6.66E+04	6.66E+04	6.66E+04
F-18	0.00E+00	0.00E+00	0.00E+00	0.00E+00	0.00E+00	0.00E+00	0.00E+00
Na-22	1.10E+09	1.10E+09	1.10E+09	1.10E+09	1.10E+09	1.10E+09	1.10E+09
Na-24	3.22E-04	3.22E-04	3.22E-04	3.22E-04	3.22E-04	3.22E-04	3.22E-04
Sc-46	8.77E+04	1.70E+05	4.95E+04	0.00E+00	1.59E+05	0.00E+00	8.29E+08
P-32	1.18E+09	7.36E+07	4.58E+07	0.00E+00	0.00E+00	0.00E+00	1.33E+08
Cr-51	0.00E+00	0.00E+00	2.07E+03	1.24E+03	4.56E+02	2.75E+03	5.21E+05
Mn-54	0.00E+00	6.33E+06	1.21E+06	0.00E+00	1.88E+06	0.00E+00	1.94E+07
Mn-56	0.00E+00	0.00E+00	0.00E+00	0.00E+00	0.00E+00	0.00E+00	0.00E+00
Fe-55	2.18E+08	1.51E+08	3.51E+07	0.00E+00	0.00E+00	8.41E+07	8.65E+07
Fe-59	9.89E+07	2.33E+08	8.91E+07	0.00E+00	0.00E+00	6.50E+07	7.75E+08
Co-57	0.00E+00	3.78E+06	6.29E+06	0.00E+00	0.00E+00	0.00E+00	9.60E+07
Co-58	0.00E+00	8.51E+06	1.91E+07	0.00E+00	0.00E+00	0.00E+00	1.73E+08
Co-60	0.00E+00	5.82E+07	1.28E+08	0.00E+00	0.00E+00	0.00E+00	1.09E+09
Ni-63	1.59E+10	1.10E+09	5.34E+08	0.00E+00	0.00E+00	0.00E+00	2.30E+08
Ni-65	0.00E+00	0.00E+00	0.00E+00	0.00E+00	0.00E+00	0.00E+00	0.00E+00
Cu-64	0.00E+00	7.00E-08	3.29E-08	0.00E+00	1.77E-07	0.00E+00	5.97E-06
Zn-65	2.66E+08	8.46E+08	3.82E+08	0.00E+00	5.66E+08	0.00E+00	5.33E+08
Zn-69m	4.37E-06	1.05E-05	9.58E-06	0.00E+00	6.34E-06	0.00E+00	6.39E-04
Zn-69	0.00E+00	0.00E+00	0.00E+00	0.00E+00	0.00E+00	0.00E+00	0.00E+00
As-76	1.30E-01	3.78E-01	1.89E+00	1.13E-01	4.61E-01	1.18E-01	1.65E+01
Br-82	0.00E+00	0.00E+00	3.01E+02	0.00E+00	0.00E+00	0.00E+00	3.59E+02
Br-83	0.00E+00	0.00E+00	0.00E+00	0.00E+00	0.00E+00	0.00E+00	0.00E+00
Br-84	0.00E+00	0.00E+00	0.00E+00	0.00E+00	0.00E+00	0.00E+00	0.00E+00
Br-85	0.00E+00	0.00E+00	0.00E+00	0.00E+00	0.00E+00	0.00E+00	0.00E+00
Rb-86	0.00E+00	1.25E+08	5.84E+07	0.00E+00	0.00E+00	0.00E+00	2.47E+07
Rb-88	0.00E+00	0.00E+00	0.00E+00	0.00E+00	0.00E+00	0.00E+00	0.00E+00
Rb-89	0.00E+00	0.00E+00	0.00E+00	0.00E+00	0.00E+00	0.00E+00	0.00E+00
Sr-89	1.20E+08	0.00E+00	3.45E+06	0.00E+00	0.00E+00	0.00E+00	1.93E+07
Sr-90	1.18E+10	0.00E+00	2.37E+08	0.00E+00	0.00E+00	0.00E+00	2.97E+08
Sr-91	3.96E-11	0.00E+00	1.60E-12	0.00E+00	0.00E+00	0.00E+00	1.88E-10
Sr-92	0.00E+00	0.00E+00	0.00E+00	0.00E+00	0.00E+00	0.00E+00	0.00E+00
Y-90	2.70E+01	0.00E+00	7.25E-01	0.00E+00	0.00E+00	0.00E+00	2.86E+05
Y-91m	0.00E+00	0.00E+00	0.00E+00	0.00E+00	0.00E+00	0.00E+00	0.00E+00
Y-91	4.83E+05	0.00E+00	1.29E+04	0.00E+00	0.00E+00	0.00E+00	2.67E+08
Y-92	0.00E+00	0.00E+00	0.00E+00	0.00E+00	0.00E+00	0.00E+00	0.00E+00

OFFSITE DOSE CALCULATION MANUAL

TABLE 10-12  
 $R_{io}$ , GRASS-COW-MEAT PATHWAY DOSE FACTORS – ADULT

NUCLIDE	BONE	LIVER	T. BODY	THYROID	KIDNEY	LUNG	GI-INT.
Y-93	1.70E-12	0.00E+00	4.69E-14	0.00E+00	0.00E+00	0.00E+00	5.39E-08
Zr-95	8.35E+05	2.68E+05	1.81E+05	0.00E+00	4.28E+05	0.00E+00	8.49E+08
Zr-97	4.67E-06	9.43E-05	4.31E-07	0.00E+00	1.42E-06	0.00E+00	2.92E-01
Nb-95	7.55E+05	4.20E+05	2.26E+05	0.00E+00	4.15E+05	0.00E+00	2.55E+09
Nb-97	0.00E+00	0.00E+00	0.00E+00	0.00E+00	0.00E+00	0.00E+00	0.00E+00
Mo-99	0.00E+00	2.50E+04	4.76E+03	0.00E+00	5.67E+04	0.00E+00	5.80E+04
Tc-99m	0.00E+00	0.00E+00	3.90E-20	0.00E+00	4.65E-20	0.00E+00	1.81E-18
Tc-99	2.42E+08	3.60E+08	9.71E+07	0.00E+00	4.52E+09	3.05E+07	1.18E+10
Tc-101	0.00E+00	0.00E+00	0.00E+00	0.00E+00	0.00E+00	0.00E+00	0.00E+00
Ru-103	3.68E+07	0.00E+00	1.59E+07	0.00E+00	1.41E+08	0.00E+00	4.30E+09
Ru-105	0.00E+00	0.00E+00	0.00E+00	0.00E+00	0.00E+00	0.00E+00	0.00E+00
Ru-106	2.00E+09	0.00E+00	2.53E+08	0.00E+00	3.86E+09	0.00E+00	1.29E+11
Rh-105	1.19E+00	8.69E-01	5.73E-01	0.00E+00	3.69E+00	0.00E+00	1.38E+02
Ag-110m	4.64E+06	4.30E+06	2.55E+06	0.00E+00	8.44E+06	0.00E+00	1.75E+09
Sn-113	9.30E+07	1.57E+07	2.61E+08	8.22E+06	2.15E+07	9.65E+06	2.86E+09
Sn-117m	1.77E+07	6.08E+05	2.51E+07	1.20E+05	9.20E+05	1.91E+05	2.83E+08
Sb-122	1.82E+03	1.00E+03	1.72E+04	2.12E+02	7.08E+02	2.73E+02	1.82E+05
Sb-124	8.59E+06	1.62E+05	3.40E+06	2.08E+04	0.00E+00	6.69E+06	2.44E+08
Sb-125	1.44E+07	1.61E+05	3.43E+06	1.46E+04	0.00E+00	1.11E+07	1.59E+08
Te-125m	1.71E+08	6.18E+07	2.28E+07	5.13E+07	6.94E+08	0.00E+00	6.81E+08
Te-127m	7.36E+08	2.63E+08	8.96E+07	1.88E+08	2.99E+09	0.00E+00	2.47E+09
Te-127	6.85E-11	2.46E-11	1.48E-11	5.07E-11	2.79E-10	0.00E+00	5.40E-09
Te-129m	3.93E+08	1.46E+08	6.21E+07	1.35E+08	1.64E+09	0.00E+00	1.98E+09
Te-129	0.00E+00	0.00E+00	0.00E+00	0.00E+00	0.00E+00	0.00E+00	0.00E+00
Te-131m	2.84E+02	1.39E+02	1.16E+02	2.20E+02	1.41E+03	0.00E+00	1.38E+04
Te-131	0.00E+00	0.00E+00	0.00E+00	0.00E+00	0.00E+00	0.00E+00	0.00E+00
Te-132	3.33E+05	2.15E+05	2.02E+05	2.38E+05	2.07E+06	0.00E+00	1.02E+07
I-130	1.72E-07	8.02E-07	3.17E-07	6.80E-05	1.25E-06	0.00E+00	6.91E-07
I-131	1.32E+06	1.88E+06	1.08E+06	6.17E+08	3.23E+06	0.00E+00	4.97E+05
I-132	0.00E+00	0.00E+00	0.00E+00	0.00E+00	0.00E+00	0.00E+00	0.00E+00
I-133	4.65E-02	8.09E-02	2.47E-02	1.19E+01	1.41E-01	0.00E+00	7.27E-02
I-134	0.00E+00	0.00E+00	0.00E+00	0.00E+00	0.00E+00	0.00E+00	0.00E+00
I-135	4.29E-18	1.12E-17	4.15E-18	7.41E-16	1.80E-17	0.00E+00	1.27E-17
Cs-134	4.87E+08	1.16E+09	9.48E+08	0.00E+00	3.75E+08	1.25E+08	2.03E+07
Cs-134m	0.00E+00	0.00E+00	0.00E+00	0.00E+00	0.00E+00	0.00E+00	0.00E+00
Cs-136	2.95E+06	1.17E+07	8.39E+06	0.00E+00	6.49E+06	8.89E+05	1.32E+06
Cs-137	7.01E+08	9.59E+08	6.28E+08	0.00E+00	3.26E+08	1.08E+08	1.86E+07

OFFSITE DOSE CALCULATION MANUAL

TABLE 10-12  
 $R_{io}$ , GRASS-COW-MEAT PATHWAY DOSE FACTORS – ADULT

NUCLIDE	BONE	LIVER	T. BODY	THYROID	KIDNEY	LUNG	GI-ILI
Cs-138	0.00E+00	0.00E+00	0.00E+00	0.00E+00	0.00E+00	0.00E+00	0.00E+00
Ba-139	0.00E+00	0.00E+00	0.00E+00	0.00E+00	0.00E+00	0.00E+00	0.00E+00
Ba-140	6.99E+06	8.79E+03	4.58E+05	0.00E+00	2.99E+03	5.03E+03	1.44E+07
Ba-141	0.00E+00	0.00E+00	0.00E+00	0.00E+00	0.00E+00	0.00E+00	0.00E+00
Ba-142	0.00E+00	0.00E+00	0.00E+00	0.00E+00	0.00E+00	0.00E+00	0.00E+00
La-140	9.48E-03	4.78E-03	1.26E-03	0.00E+00	0.00E+00	0.00E+00	3.51E+02
La-142	0.00E+00	0.00E+00	0.00E+00	0.00E+00	0.00E+00	0.00E+00	0.00E+00
Ce-141	4.46E+03	3.01E+03	3.42E+02	0.00E+00	1.40E+03	0.00E+00	1.15E+07
Ce-143	5.16E-03	3.81E+00	4.22E-04	0.00E+00	1.68E-03	0.00E+00	1.43E+02
Ce-144	9.82E+05	4.11E+05	5.27E+04	0.00E+00	2.44E+05	0.00E+00	3.32E+08
Pr-143	5.15E+03	2.06E+03	2.55E+02	0.00E+00	1.19E+03	0.00E+00	2.26E+07
Pr-144	0.00E+00	0.00E+00	0.00E+00	0.00E+00	0.00E+00	0.00E+00	0.00E+00
Nd-147	1.73E+03	2.00E+03	1.19E+02	0.00E+00	1.17E+03	0.00E+00	9.58E+06
Eu-152	2.00E+06	4.50E+05	3.95E+05	0.00E+00	2.79E+06	0.00E+00	2.59E+08
W-187	5.49E-03	4.59E-03	1.60E-03	0.00E+00	0.00E+00	0.00E+00	1.50E+00
U-235	5.85E+08	0.00E+00	3.55E+07	0.00E+00	1.37E+08	0.00E+00	5.71E+07
U-238	5.60E+08	0.00E+00	3.32E+07	0.00E+00	1.28E+08	0.00E+00	4.02E+07
Np-239	6.52E-02	6.41E-03	3.54E-03	0.00E+00	2.00E-02	0.00E+00	1.32E+03
Am-241	3.48E+08	1.22E+08	2.30E+07	0.00E+00	1.73E+08	0.00E+00	3.15E+07



OFFSITE DOSE CALCULATION MANUAL

TABLE 10-13  
 $R_{io}$ , GRASS-COW-MEAT PATHWAY DOSE FACTORS – TEEN

{m<sup>2</sup>-mrem/yr per  $\mu$ Ci/s (mrem/yr per  $\mu$ Ci/m<sup>3</sup> for <sup>3</sup>H and <sup>14</sup>C)}

NUCLIDE	BONE	LIVER	T. BODY	THYROID	KIDNEY	LUNG	GUT
H-3	0.00E+00	1.60E+02	1.60E+02	1.60E+02	1.60E+02	1.60E+02	1.60E+02
C-14	2.81E+05	5.62E+04	5.62E+04	5.62E+04	5.62E+04	5.62E+04	5.62E+04
F-18	0.00E+00	0.00E+00	0.00E+00	0.00E+00	0.00E+00	0.00E+00	0.00E+00
Na-22	8.73E+08	8.73E+08	8.73E+08	8.73E+08	8.73E+08	8.73E+08	8.73E+08
Na-24	2.58E-04	2.58E-04	2.58E-04	2.58E-04	2.58E-04	2.58E-04	2.58E-04
Sc-46	6.81E+04	1.33E+05	3.93E+04	0.00E+00	1.27E+05	0.00E+00	4.51E+08
P-32	1.00E+09	6.20E+07	3.88E+07	0.00E+00	0.00E+00	0.00E+00	8.41E+07
Cr-51	0.00E+00	0.00E+00	1.66E+03	9.20E+02	3.63E+02	2.37E+03	2.78E+05
Mn-54	0.00E+00	4.83E+06	9.58E+05	0.00E+00	1.44E+06	0.00E+00	9.90E+06
Mn-56	0.00E+00	0.00E+00	0.00E+00	0.00E+00	0.00E+00	0.00E+00	0.00E+00
Fe-55	1.77E+08	1.26E+08	2.93E+07	0.00E+00	0.00E+00	7.97E+07	5.44E+07
Fe-59	7.91E+07	1.85E+08	7.13E+07	0.00E+00	0.00E+00	5.82E+07	4.36E+08
Co-57	0.00E+00	3.04E+06	5.10E+06	0.00E+00	0.00E+00	0.00E+00	5.67E+07
Co-58	0.00E+00	6.56E+06	1.51E+07	0.00E+00	0.00E+00	0.00E+00	9.05E+07
Co-60	0.00E+00	4.51E+07	1.02E+08	0.00E+00	0.00E+00	0.00E+00	5.88E+08
Ni-63	1.28E+10	9.06E+08	4.35E+08	0.00E+00	0.00E+00	0.00E+00	1.44E+08
Ni-65	0.00E+00	0.00E+00	0.00E+00	0.00E+00	0.00E+00	0.00E+00	0.00E+00
Cu-64	0.00E+00	5.71E-08	2.69E-08	0.00E+00	1.45E-07	0.00E+00	4.43E-06
Zn-65	1.87E+08	6.49E+08	3.03E+08	0.00E+00	4.15E+08	0.00E+00	2.75E+08
Zn-69m	3.64E-06	8.59E-06	7.88E-07	0.00E+00	5.22E-06	0.00E+00	4.72E-04
Zn-69	0.00E+00	0.00E+00	0.00E+00	0.00E+00	0.00E+00	0.00E+00	0.00E+00
As-76	9.08E-02	2.86E-01	1.40E+00	8.35E-02	3.35E-01	8.38E-02	1.26E+01
Br-82	0.00E+00	0.00E+00	2.49E+02	0.00E+00	0.00E+00	0.00E+00	0.00E+00
Br-83	0.00E+00	0.00E+00	0.00E+00	0.00E+00	0.00E+00	0.00E+00	0.00E+00
Br-84	0.00E+00	0.00E+00	0.00E+00	0.00E+00	0.00E+00	0.00E+00	0.00E+00
Br-85	0.00E+00	0.00E+00	0.00E+00	0.00E+00	0.00E+00	0.00E+00	0.00E+00
Rb-86	0.00E+00	1.05E+08	4.91E+07	0.00E+00	0.00E+00	0.00E+00	1.55E+07
Rb-88	0.00E+00	0.00E+00	0.00E+00	0.00E+00	0.00E+00	0.00E+00	0.00E+00
Rb-89	0.00E+00	0.00E+00	0.00E+00	0.00E+00	0.00E+00	0.00E+00	0.00E+00
Sr-89	1.01E+08	0.00E+00	2.91E+06	0.00E+00	0.00E+00	0.00E+00	1.21E+07
Sr-90	8.18E+09	0.00E+00	1.64E+08	0.00E+00	0.00E+00	0.00E+00	1.87E+08
Sr-91	3.33E-11	0.00E+00	1.32E-12	0.00E+00	0.00E+00	0.00E+00	1.51E-10
Sr-92	0.00E+00	0.00E+00	0.00E+00	0.00E+00	0.00E+00	0.00E+00	0.00E+00
Y-90	2.27E+01	0.00E+00	6.12E-01	0.00E+00	0.00E+00	0.00E+00	1.88E+05
Y-91m	0.00E+00	0.00E+00	0.00E+00	0.00E+00	0.00E+00	0.00E+00	0.00E+00
Y-91	4.08E+05	0.00E+00	1.09E+04	0.00E+00	0.00E+00	0.00E+00	1.67E+08

OFFSITE DOSE CALCULATION MANUAL

TABLE 10-13  
*R<sub>io</sub>*, GRASS-COW-MEAT PATHWAY DOSE FACTORS – TEEN

NUCLIDE	BONE	LIVER	T-BODY	THYROID	KIDNEY	LUNG	GI-ILI
Y-92	0.00E+00	0.00E+00	0.00E+00	0.00E+00	0.00E+00	0.00E+00	0.00E+00
Y-93	1.43E-12	0.00E+00	3.93E-14	0.00E+00	0.00E+00	0.00E+00	4.38E-08
Zr-95	6.69E+05	2.11E+05	1.45E+05	0.00E+00	3.10E+05	0.00E+00	4.87E+08
Zr-97	3.90E-06	7.71E-07	3.55E-07	0.00E+00	1.17E-06	0.00E+00	2.09E-01
Nb-95	5.90E+05	3.27E+05	1.80E+05	0.00E+00	3.17E+05	0.00E+00	1.40E+09
Nb-97	0.00E+00	0.00E+00	0.00E+00	0.00E+00	0.00E+00	0.00E+00	0.00E+00
Mo-99	0.00E+00	2.07E+04	3.94E+03	0.00E+00	4.73E+04	0.00E+00	3.70E+04
Tc-99m	0.00E+00	0.00E+00	3.11E-20	0.00E+00	3.58E-20	0.00E+00	1.58E-18
Tc-99	2.05E+08	3.00E+08	8.19E+07	0.00E+00	3.82E+09	3.11E+07	7.36E+09
Tc-101	0.00E+00	0.00E+00	0.00E+00	0.00E+00	0.00E+00	0.00E+00	0.00E+00
Ru-103	3.00E+07	0.00E+00	1.28E+07	0.00E+00	1.06E+08	0.00E+00	2.51E+09
Ru-105	0.00E+00	0.00E+00	0.00E+00	0.00E+00	0.00E+00	0.00E+00	0.00E+00
Ru-106	1.68E+09	0.00E+00	2.12E+08	0.00E+00	3.24E+09	0.00E+00	8.07E+10
Rh-105	1.00E+00	7.25E-01	4.76E-01	0.00E+00	3.08E+00	0.00E+00	9.23E+01
Ag-110m	3.52E+06	3.33E+06	2.02E+06	0.00E+00	6.34E+06	0.00E+00	9.35E+08
Sn-113	5.92E+07	1.18E+07	1.94E+08	5.71E+06	1.54E+07	6.97E+06	2.09E+09
Sn-117m	1.07E+07	4.60E+05	1.84E+07	8.58E+04	6.48E+05	1.57E+05	2.07E+08
Sb-122	1.13E+03	7.76E+02	1.25E+04	1.55E+02	5.08E+02	2.09E+02	1.31E+05
Sb-124	7.01E+06	1.29E+05	2.74E+06	1.59E+04	0.00E+00	6.13E+06	1.41E+08
Sb-125	1.18E+07	1.29E+05	2.76E+06	1.13E+04	0.00E+00	1.04E+07	9.18E+07
Te-125m	1.44E+08	5.19E+07	1.93E+07	4.02E+07	0.00E+00	0.00E+00	4.25E+08
Te-127m	6.21E+08	2.20E+08	7.38E+07	1.48E+08	2.52E+09	0.00E+00	1.55E+09
Te-127	5.81E-11	2.06E-11	1.25E-11	4.01E-11	2.35E-10	0.00E+00	4.49E-09
Te-129m	3.29E+08	1.22E+08	5.21E+07	1.07E+08	1.38E+09	0.00E+00	1.23E+09
Te-129	0.00E+00	0.00E+00	0.00E+00	0.00E+00	0.00E+00	0.00E+00	0.00E+00
Te-131m	2.37E+02	1.14E+02	9.48E+01	1.71E+02	1.19E+03	0.00E+00	9.12E+03
Te-131	0.00E+00	0.00E+00	0.00E+00	0.00E+00	0.00E+00	0.00E+00	0.00E+00
Te-132	2.72E+05	1.72E+05	1.62E+05	1.82E+05	1.65E+06	0.00E+00	5.46E+06
I-130	2.19E-07	6.33E-07	2.53E-07	5.16E-05	9.76E-07	0.00E+00	4.87E-07
I-131	1.09E+06	1.53E+06	8.23E+05	4.47E+08	2.64E+06	0.00E+00	3.03E+05
I-132	0.00E+00	0.00E+00	0.00E+00	0.00E+00	0.00E+00	0.00E+00	0.00E+00
I-133	3.89E-02	6.60E-02	2.01E-02	9.21E+00	1.16E-01	0.00E+00	4.99E-02
I-134	0.00E+00	0.00E+00	0.00E+00	0.00E+00	0.00E+00	0.00E+00	0.00E+00
I-135	3.49E-18	8.99E-18	3.33E-18	5.78E-16	1.42E-17	0.00E+00	9.96E-18
Cs-134	3.87E+08	9.12E+08	4.23E+08	0.00E+00	2.90E+08	1.11E+08	1.13E+07
Cs-134m	0.00E+00	0.00E+00	0.00E+00	0.00E+00	0.00E+00	0.00E+00	0.00E+00
Cs-136	2.30E+06	9.06E+06	6.08E+06	0.00E+00	4.93E+06	7.77E+05	7.29E+05
Cs-137	5.82E+08	7.75E+08	2.70E+08	0.00E+00	2.64E+08	1.02E+08	1.10E+07

OFFSITE DOSE CALCULATION MANUAL

---

TABLE 10-13  
 $R_{io}$ , GRASS-COW-MEAT PATHWAY DOSE FACTORS – TEEN

NUCLIDE	BONE	LIVER	T. BODY	THYROID	KIDNEY	LUNG	GILLI
Cs-138	0.00E+00	0.00E+00	0.00E+00	0.00E+00	0.00E+00	0.00E+00	0.00E+00
Ba-139	0.00E+00	0.00E+00	0.00E+00	0.00E+00	0.00E+00	0.00E+00	0.00E+00
Ba-140	5.78E+06	7.09E+03	3.73E+05	0.00E+00	2.40E+03	4.76E+03	8.92E+06
Ba-141	0.00E+00	0.00E+00	0.00E+00	0.00E+00	0.00E+00	0.00E+00	0.00E+00
Ba-142	0.00E+00	0.00E+00	0.00E+00	0.00E+00	0.00E+00	0.00E+00	0.00E+00
La-140	7.79E-03	3.83E-03	1.02E-03	0.00E+00	0.00E+00	0.00E+00	2.20E+02
La-142	0.00E+00	0.00E+00	0.00E+00	0.00E+00	0.00E+00	0.00E+00	0.00E+00
Ce-141	3.74E+03	2.50E+03	2.87E+02	0.00E+00	1.18E+03	0.00E+00	7.15E+06
Ce-143	4.34E-03	3.16E+00	3.53E-04	0.00E+00	1.42E-03	0.00E+00	9.50E+01
Ce-144	8.28E+05	3.43E+05	4.45E+04	0.00E+00	2.05E+05	0.00E+00	2.08E+08
Pr-143	4.33E+03	1.73E+03	2.16E+02	0.00E+00	1.01E+03	0.00E+00	1.43E+07
Pr-144	0.00E+00	0.00E+00	0.00E+00	0.00E+00	0.00E+00	0.00E+00	0.00E+00
Nd-147	1.52E+03	1.65E+03	9.91E+01	0.00E+00	9.72E+02	0.00E+00	5.97E+06
Eu-152	1.47E+06	3.53E+05	3.11E+05	0.00E+00	1.64E+06	0.00E+00	1.30E+08
W-187	4.60E-03	3.75E-03	1.31E-03	0.00E+00	0.00E+00	0.00E+00	1.01E+00
U-235	4.92E+08	0.00E+00	3.00E+07	0.00E+00	1.15E+08	0.00E+00	3.57E+07
U-238	4.71E+08	0.00E+00	2.80E+07	0.00E+00	1.08E+08	0.00E+00	2.52E+07
Np-239	5.70E-02	5.38E-03	2.99E-03	0.00E+00	1.69E-02	0.00E+00	8.65E+02
Am-241	2.16E+08	8.26E+07	1.44E+07	0.00E+00	1.08E+08	0.00E+00	1.97E+07

OFFSITE DOSE CALCULATION MANUAL

TABLE 10-14  
 $R_{io}$ , GRASS-COW-MEAT PATHWAY DOSE FACTORS – CHILD

{m<sup>2</sup>-mrem/yr per  $\mu$ Ci/s (mrem/yr per  $\mu$ Ci/m<sup>3</sup> for <sup>3</sup>H-3 and <sup>14</sup>C)}

NUCLIDE	BONE	LIVER	T. BODY	THYROID	KIDNEY	LUNG	G-LLI
H-3	0.00E+00	1.94E+02	1.94E+02	1.94E+02	1.94E+02	1.94E+02	1.94E+02
C-14	5.29E+05	1.06E+05	1.06E+05	1.06E+05	1.06E+05	1.06E+05	1.06E+05
F-18	0.00E+00	0.00E+00	0.00E+00	0.00E+00	0.00E+00	0.00E+00	0.00E+00
Na-22	1.38E+09	1.38E+09	1.38E+09	1.38E+09	1.38E+09	1.38E+09	1.38E+09
Na-24	4.10E-04	4.10E-04	4.10E-04	4.10E-04	4.10E-04	4.10E-04	4.10E-04
Sc-46	1.17E+05	1.60E+05	6.17E+04	0.00E+00	1.42E+05	0.00E+00	2.34E+08
P-32	1.89E+09	8.83E+07	7.27E+07	0.00E+00	0.00E+00	0.00E+00	5.21E+07
Cr-51	0.00E+00	0.00E+00	2.58E+03	1.43E+03	3.92E+02	2.62E+03	1.37E+05
Mn-54	0.00E+00	5.52E+06	1.47E+06	0.00E+00	1.55E+06	0.00E+00	4.64E+06
Mn-56	0.00E+00	0.00E+00	0.00E+00	0.00E+00	0.00E+00	0.00E+00	0.00E+00
Fe-55	3.40E+08	1.80E+08	5.59E+07	0.00E+00	0.00E+00	1.02E+08	3.34E+07
Fe-59	1.40E+08	2.27E+08	1.13E+08	0.00E+00	0.00E+00	6.58E+07	2.36E+08
Co-57	0.00E+00	3.97E+06	8.04E+06	0.00E+00	0.00E+00	0.00E+00	3.26E+07
Co-58	0.00E+00	7.67E+06	2.35E+07	0.00E+00	0.00E+00	0.00E+00	4.47E+07
Co-60	0.00E+00	5.36E+07	1.58E+08	0.00E+00	0.00E+00	0.00E+00	2.97E+08
Ni-63	2.46E+10	1.32E+09	8.36E+08	0.00E+00	0.00E+00	0.00E+00	8.86E+07
Ni-65	0.00E+00	0.00E+00	0.00E+00	0.00E+00	0.00E+00	0.00E+00	0.00E+00
Cu-64	0.00E+00	7.68E-08	4.64E-08	0.00E+00	1.86E-07	0.00E+00	3.60E-06
Zn-65	2.80E+08	7.47E+08	4.65E+08	0.00E+00	4.71E+08	0.00E+00	1.31E+08
Zn-69m	6.80E-06	1.16E-05	1.37E-06	0.00E+00	6.73E-06	0.00E+00	3.77E-04
Zn-69	0.00E+00	0.00E+00	0.00E+00	0.00E+00	0.00E+00	0.00E+00	0.00E+00
As-76	1.59E-01	4.41E-01	2.56E+00	1.50E-01	4.85E-01	1.50E-01	2.29E+01
Br-82	0.00E+00	0.00E+00	3.90E+02	0.00E+00	0.00E+00	0.00E+00	0.00E+00
Br-83	0.00E+00	0.00E+00	0.00E+00	0.00E+00	0.00E+00	0.00E+00	0.00E+00
Br-84	0.00E+00	0.00E+00	0.00E+00	0.00E+00	0.00E+00	0.00E+00	0.00E+00
Br-85	0.00E+00	0.00E+00	0.00E+00	0.00E+00	0.00E+00	0.00E+00	0.00E+00
Rb-86	0.00E+00	1.48E+08	9.12E+07	0.00E+00	0.00E+00	0.00E+00	9.54E+06
Rb-88	0.00E+00	0.00E+00	0.00E+00	0.00E+00	0.00E+00	0.00E+00	0.00E+00
Rb-89	0.00E+00	0.00E+00	0.00E+00	0.00E+00	0.00E+00	0.00E+00	0.00E+00
Sr-89	1.92E+08	0.00E+00	5.48E+06	0.00E+00	0.00E+00	0.00E+00	7.43E+06
Sr-90	1.29E+10	0.00E+00	2.60E+08	0.00E+00	0.00E+00	0.00E+00	1.16E+08
Sr-91	6.24E-11	0.00E+00	2.36E-12	0.00E+00	0.00E+00	0.00E+00	1.38E-10
Sr-92	0.00E+00	0.00E+00	0.00E+00	0.00E+00	0.00E+00	0.00E+00	0.00E+00
Y-90	4.30E+01	0.00E+00	1.15E+00	0.00E+00	0.00E+00	0.00E+00	1.22E+05
Y-91m	0.00E+00	0.00E+00	0.00E+00	0.00E+00	0.00E+00	0.00E+00	0.00E+00
Y-91	7.71E+05	0.00E+00	2.06E+04	0.00E+00	0.00E+00	0.00E+00	1.03E+08

OFFSITE DOSE CALCULATION MANUAL

TABLE 10-14  
 $R_{io}$ , GRASS-COW-MEAT PATHWAY DOSE FACTORS – CHILD

NUCLIDE	BONE	LIVER	IL BODY	THYROID	KIDNEY	LUNG	GI-LLI
Y-92	0.00E+00	0.00E+00	0.00E+00	0.00E+00	0.00E+00	0.00E+00	0.00E+00
Y-93	2.69E-12	0.00E+00	7.39E-14	0.00E+00	0.00E+00	0.00E+00	4.02E-08
Zr-95	1.19E+06	2.61E+05	2.32E+05	0.00E+00	3.74E+05	0.00E+00	2.72E+08
Zr-97	7.25E-06	1.05E-06	6.18E-07	0.00E+00	1.50E-06	0.00E+00	1.59E-01
Nb-95	1.02E+06	3.97E+05	2.83E+05	0.00E+00	3.73E+05	0.00E+00	7.33E+08
Nb-97	0.00E+00	0.00E+00	0.00E+00	0.00E+00	0.00E+00	0.00E+00	0.00E+00
Mo-99	0.00E+00	2.88E+04	7.12E+03	0.00E+00	6.14E+04	0.00E+00	2.38E+04
Tc-99m	0.00E+00	0.00E+00	4.91E-20	0.00E+00	4.30E-20	0.00E+00	1.68E-18
Tc-99	3.86E+08	4.29E+08	1.54E+08	0.00E+00	5.06E+09	3.80E+07	4.50E+09
Tc-101	0.00E+00	0.00E+00	0.00E+00	0.00E+00	0.00E+00	0.00E+00	0.00E+00
Ru-103	5.43E+07	0.00E+00	2.09E+07	0.00E+00	1.37E+08	0.00E+00	1.40E+09
Ru-105	0.00E+00	0.00E+00	0.00E+00	0.00E+00	0.00E+00	0.00E+00	0.00E+00
Ru-106	3.17E+09	0.00E+00	3.95E+08	0.00E+00	4.28E+09	0.00E+00	4.93E+10
Rh-105	1.88E+00	1.01E+00	8.64E-01	0.00E+00	4.03E+00	0.00E+00	6.26E+01
Ag-110m	5.83E+06	3.94E+06	3.15E+06	0.00E+00	7.33E+06	0.00E+00	4.68E+08
Sn-113	1.05E+08	2.27E+07	3.47E+08	9.06E+06	2.40E+07	1.13E+07	3.87E+09
Sn-117m	2.11E+07	1.00E+06	3.30E+07	1.58E+05	1.02E+06	2.90E+05	3.83E+08
Sb-122	2.07E+03	1.24E+03	2.30E+04	2.71E+02	7.54E+02	3.54E+02	2.49E+05
Sb-124	1.27E+07	1.65E+05	4.45E+06	2.80E+04	0.00E+00	7.04E+06	7.93E+07
Sb-125	2.15E+07	1.66E+05	4.50E+06	1.99E+04	0.00E+00	1.20E+07	5.13E+07
Te-125m	2.70E+08	7.33E+07	3.61E+07	7.59E+07	0.00E+00	0.00E+00	2.61E+08
Te-127m	1.17E+09	3.15E+08	1.39E+08	2.84E+08	3.34E+09	0.00E+00	9.48E+08
Te-127	1.09E-10	2.95E-11	2.34E-11	7.56E-11	3.11E-10	0.00E+00	4.27E-09
Te-129m	6.20E+08	1.73E+08	9.62E+07	2.00E+08	1.82E+09	0.00E+00	7.56E+08
Te-129	0.00E+00	0.00E+00	0.00E+00	0.00E+00	0.00E+00	0.00E+00	0.00E+00
Te-131m	4.41E+02	1.53E+02	1.62E+02	3.14E+02	1.48E+03	0.00E+00	6.19E+03
Te-131	0.00E+00	0.00E+00	0.00E+00	0.00E+00	0.00E+00	0.00E+00	0.00E+00
Te-132	4.97E+05	2.20E+05	2.66E+05	3.20E+05	2.04E+06	0.00E+00	2.21E+06
I-130	3.91E-07	7.91E-07	4.08E-07	8.71E-05	1.18E-06	0.00E+00	3.70E-07
I-131	2.03E+06	2.04E+06	1.16E+06	6.75E+08	3.35E+06	0.00E+00	1.82E+05
I-132	0.00E+00	0.00E+00	0.00E+00	0.00E+00	0.00E+00	0.00E+00	0.00E+00
I-133	7.23E-02	8.94E-02	3.38E-02	1.66E+01	1.49E-01	0.00E+00	3.60E-02
I-134	0.00E+00	0.00E+00	0.00E+00	0.00E+00	0.00E+00	0.00E+00	0.00E+00
I-135	6.32E-18	1.14E-17	5.38E-18	1.01E-15	1.74E-17	0.00E+00	8.67E-18
Cs-134	6.83E+08	1.12E+09	2.36E+08	0.00E+00	3.47E+08	1.25E+08	6.04E+06
Cs-134m	0.00E+00	0.00E+00	0.00E+00	0.00E+00	0.00E+00	0.00E+00	0.00E+00
Cs-136	3.97E+06	1.09E+07	7.07E+06	0.00E+00	5.82E+06	8.67E+05	3.84E+05

OFFSITE DOSE CALCULATION MANUAL

---

TABLE 10-14  
 $R_{io}$ , GRASS-COW-MEAT PATHWAY DOSE FACTORS – CHILD

NUCLIDE	BONE	LIVER	T. BODY	THYROID	KIDNEY	LUNG	GI-LLI
Cs-137	1.07E+09	1.03E+09	1.52E+08	0.00E+00	3.34E+08	1.20E+08	6.43E+06
Cs-138	0.00E+00	0.00E+00	0.00E+00	0.00E+00	0.00E+00	0.00E+00	0.00E+00
Ba-139	0.00E+00	0.00E+00	0.00E+00	0.00E+00	0.00E+00	0.00E+00	0.00E+00
Ba-140	1.07E+07	9.35E+03	6.23E+05	0.00E+00	3.04E+03	5.57E+03	5.41E+06
Ba-141	0.00E+00	0.00E+00	0.00E+00	0.00E+00	0.00E+00	0.00E+00	0.00E+00
Ba-142	0.00E+00	0.00E+00	0.00E+00	0.00E+00	0.00E+00	0.00E+00	0.00E+00
La-140	1.43E-02	4.99E-03	1.68E-03	0.00E+00	0.00E+00	0.00E+00	1.39E+02
La-142	0.00E+00	0.00E+00	0.00E+00	0.00E+00	0.00E+00	0.00E+00	0.00E+00
Ce-141	7.04E+03	3.51E+03	5.22E+02	0.00E+00	1.54E+03	0.00E+00	4.38E+06
Ce-143	8.15E-03	4.42E+00	6.40E-04	0.00E+00	1.85E-03	0.00E+00	6.47E+01
Ce-144	1.56E+06	4.89E+05	8.33E+04	0.00E+00	2.71E+05	0.00E+00	1.28E+08
Pr-143	8.20E+03	2.46E+03	4.07E+02	0.00E+00	1.33E+03	0.00E+00	8.84E+06
Pr-144	0.00E+00	0.00E+00	0.00E+00	0.00E+00	0.00E+00	0.00E+00	0.00E+00
Nd-147	2.86E+03	2.31E+03	1.79E+02	0.00E+00	1.27E+03	0.00E+00	3.66E+06
Eu-152	2.32E+06	4.23E+05	5.02E+05	0.00E+00	1.79E+06	0.00E+00	6.95E+07
W-187	8.52E-03	5.04E-03	2.26E-03	0.00E+00	0.00E+00	0.00E+00	7.09E-01
U-235	9.31E+08	0.00E+00	5.64E+07	0.00E+00	1.53E+08	0.00E+00	2.19E+07
U-238	8.90E+08	0.00E+00	5.28E+07	0.00E+00	1.43E+08	0.00E+00	1.54E+07
Np-239	1.07E-01	7.70E-03	5.41E-03	0.00E+00	2.23E-02	0.00E+00	5.70E+02
Am-241	2.26E+08	1.01E+08	1.61E+07	0.00E+00	9.86E+07	0.00E+00	1.21E+07

OFFSITE DOSE CALCULATION MANUAL

TABLE 10-15  
 $R_{io}$ , PRODUCE PATHWAY DOSE FACTORS – ADULT

{m<sup>2</sup>-mrem/yr per  $\mu$ Ci/s (mrem/yr per  $\mu$ Ci/m<sup>3</sup> for <sup>3</sup>H-3 and <sup>14</sup>C)}

NUCLIDE	BONE	LIVER	T. BODY	THYROID	KIDNEY	LUNG	GILLI
H-3	0.00E+00	1.60E+03	1.60E+03	1.60E+03	1.60E+03	1.60E+03	1.60E+03
C-14	7.72E+05	1.54E+05	1.54E+05	1.54E+05	1.54E+05	1.54E+05	1.54E+05
F-18	0.00E+00	0.00E+00	0.00E+00	0.00E+00	0.00E+00	0.00E+00	0.00E+00
Na-22	1.24E+09	1.24E+09	1.24E+09	1.24E+09	1.24E+09	1.24E+09	1.24E+09
Na-24	0.00E+00	0.00E+00	0.00E+00	0.00E+00	0.00E+00	0.00E+00	0.00E+00
Sc-46	1.92E+05	3.73E+05	1.08E+05	0.00E+00	3.48E+05	0.00E+00	1.82E+09
P-32	3.98E+08	2.48E+07	1.54E+07	0.00E+00	0.00E+00	0.00E+00	4.48E+07
Cr-51	0.00E+00	0.00E+00	2.69E+04	1.60E+04	5.92E+03	3.56E+04	6.75E+06
Mn-54	0.00E+00	2.60E+08	4.95E+07	0.00E+00	7.73E+07	0.00E+00	7.95E+08
Mn-56	0.00E+00	0.00E+00	0.00E+00	0.00E+00	0.00E+00	0.00E+00	0.00E+00
Fe-55	1.71E+08	1.18E+08	2.75E+07	0.00E+00	0.00E+00	6.59E+07	6.78E+07
Fe-59	8.77E+07	2.06E+08	7.90E+07	0.00E+00	0.00E+00	5.76E+07	6.87E+08
Co-57	0.00E+00	9.50E+06	1.58E+07	0.00E+00	0.00E+00	0.00E+00	2.41E+08
Co-58	0.00E+00	2.32E+07	5.21E+07	0.00E+00	0.00E+00	0.00E+00	4.71E+08
Co-60	0.00E+00	1.43E+08	3.15E+08	0.00E+00	0.00E+00	0.00E+00	2.68E+09
Ni-63	1.03E+10	7.15E+08	3.46E+08	0.00E+00	0.00E+00	0.00E+00	1.49E+08
Ni-65	0.00E+00	0.00E+00	0.00E+00	0.00E+00	0.00E+00	0.00E+00	0.00E+00
Cu-64	0.00E+00	0.00E+00	0.00E+00	0.00E+00	0.00E+00	0.00E+00	0.00E+00
Zn-65	3.36E+08	1.07E+09	4.84E+08	0.00E+00	7.16E+08	0.00E+00	6.74E+08
Zn-69m	0.00E+00	0.00E+00	0.00E+00	0.00E+00	0.00E+00	0.00E+00	0.00E+00
Zn-69	0.00E+00	0.00E+00	0.00E+00	0.00E+00	0.00E+00	0.00E+00	0.00E+00
As-76	6.72E-11	1.96E-10	9.78E-10	5.87E-11	2.38E-10	6.11E-11	8.56E-09
Br-82	0.00E+00	0.00E+00	8.08E-06	0.00E+00	0.00E+00	0.00E+00	9.26E-06
Br-83	0.00E+00	0.00E+00	0.00E+00	0.00E+00	0.00E+00	0.00E+00	0.00E+00
Br-84	0.00E+00	0.00E+00	0.00E+00	0.00E+00	0.00E+00	0.00E+00	0.00E+00
Br-85	0.00E+00	0.00E+00	0.00E+00	0.00E+00	0.00E+00	0.00E+00	0.00E+00
Rb-86	0.00E+00	9.00E+07	4.19E+07	0.00E+00	0.00E+00	0.00E+00	1.77E+07
Rb-88	0.00E+00	0.00E+00	0.00E+00	0.00E+00	0.00E+00	0.00E+00	0.00E+00
Rb-89	0.00E+00	0.00E+00	0.00E+00	0.00E+00	0.00E+00	0.00E+00	0.00E+00
Sr-89	7.16E+09	0.00E+00	2.06E+08	0.00E+00	0.00E+00	0.00E+00	1.15E+09
Sr-90	6.64E+11	0.00E+00	1.33E+10	0.00E+00	0.00E+00	0.00E+00	1.67E+10
Sr-91	0.00E+00	0.00E+00	0.00E+00	0.00E+00	0.00E+00	0.00E+00	0.00E+00
Sr-92	0.00E+00	0.00E+00	0.00E+00	0.00E+00	0.00E+00	0.00E+00	0.00E+00
Y-90	1.83E-02	0.00E+00	4.90E-04	0.00E+00	0.00E+00	0.00E+00	1.94E+02
Y-91m	0.00E+00	0.00E+00	0.00E+00	0.00E+00	0.00E+00	0.00E+00	0.00E+00
Y-91	3.76E+06	0.00E+00	1.01E+05	0.00E+00	0.00E+00	0.00E+00	2.07E+09
Y-92	0.00E+00	0.00E+00	0.00E+00	0.00E+00	0.00E+00	0.00E+00	0.00E+00

OFFSITE DOSE CALCULATION MANUAL

TABLE 10-15  
 $R_{io}$ , PRODUCE PATHWAY DOSE FACTORS – ADULT

NUCLIDE	BONE	LIVER	T. BODY	THYROID	KIDNEY	LUNG	GI-LLI
Y-93	0.00E+00	0.00E+00	0.00E+00	0.00E+00	0.00E+00	0.00E+00	0.00E+00
Zr-95	8.75E+05	2.80E+05	1.90E+05	0.00E+00	4.40E+05	0.00E+00	8.89E+08
Zr-97	0.00E+00	0.00E+00	0.00E+00	0.00E+00	0.00E+00	0.00E+00	5.43E-18
Nb-95	9.19E+04	5.11E+04	2.75E+04	0.00E+00	5.06E+04	0.00E+00	3.10E+08
Nb-97	0.00E+00	0.00E+00	0.00E+00	0.00E+00	0.00E+00	0.00E+00	0.00E+00
Mo-99	0.00E+00	1.31E+01	2.49E+00	0.00E+00	2.97E+01	0.00E+00	3.03E+01
Tc-99m	0.00E+00	0.00E+00	0.00E+00	0.00E+00	0.00E+00	0.00E+00	0.00E+00
Tc-99	3.25E+07	4.84E+07	1.31E+07	0.00E+00	6.09E+08	4.11E+06	1.58E+09
Tc-101	0.00E+00	0.00E+00	0.00E+00	0.00E+00	0.00E+00	0.00E+00	0.00E+00
Ru-103	3.23E+06	0.00E+00	1.39E+06	0.00E+00	1.23E+07	0.00E+00	3.77E+08
Ru-105	0.00E+00	0.00E+00	0.00E+00	0.00E+00	0.00E+00	0.00E+00	0.00E+00
Ru-106	1.65E+08	0.00E+00	2.09E+07	0.00E+00	3.19E+08	0.00E+00	1.07E+10
Rh-105	7.23E-07	5.29E-07	3.48E-07	0.00E+00	2.25E-06	0.00E+00	8.42E-05
Ag-110m	9.51E+06	8.79E+06	5.22E+06	0.00E+00	1.73E+07	0.00E+00	3.59E+09
Sn-113	3.98E+07	6.74E+06	1.12E+08	3.52E+06	9.19E+06	4.14E+06	1.23E+09
Sn-117m	2.95E+06	1.00E+05	4.19E+06	2.01E+04	1.53E+05	3.19E+04	4.72E+07
Sb-122	1.71E+00	9.42E-01	1.62E+01	2.00E-01	6.66E-01	2.57E-01	1.71E+02
Sb-124	7.67E+07	1.45E+06	3.04E+07	1.86E+05	0.00E+00	5.97E+07	2.18E+09
Sb-125	1.15E+08	1.28E+06	2.73E+07	1.17E+05	0.00E+00	8.86E+07	1.26E+09
Te-125m	9.11E+07	3.30E+07	1.22E+07	2.74E+07	3.71E+08	0.00E+00	3.64E+08
Te-127m	4.07E+08	1.46E+08	4.96E+07	1.04E+08	1.65E+09	0.00E+00	1.37E+09
Te-127	0.00E+00	0.00E+00	0.00E+00	0.00E+00	0.00E+00	0.00E+00	0.00E+00
Te-129m	1.90E+08	7.08E+07	3.01E+07	6.52E+07	7.93E+08	0.00E+00	9.56E+08
Te-129	0.00E+00	0.00E+00	0.00E+00	0.00E+00	0.00E+00	0.00E+00	0.00E+00
Te-131m	4.64E-07	2.27E-07	1.89E-07	3.60E-07	2.30E-06	0.00E+00	2.25E-05
Te-131	0.00E+00	0.00E+00	0.00E+00	0.00E+00	0.00E+00	0.00E+00	0.00E+00
Te-132	7.82E+01	5.06E+01	4.75E+01	5.59E+01	4.87E+02	0.00E+00	2.39E+03
I-130	0.00E+00	0.00E+00	0.00E+00	0.00E+00	0.00E+00	0.00E+00	0.00E+00
I-131	1.46E+06	2.09E+06	1.20E+06	6.86E+08	3.59E+06	0.00E+00	5.52E+05
I-132	0.00E+00	0.00E+00	0.00E+00	0.00E+00	0.00E+00	0.00E+00	0.00E+00
I-133	2.06E-14	3.58E-14	1.09E-14	5.27E-12	6.26E-14	0.00E+00	3.22E-14
I-134	0.00E+00	0.00E+00	0.00E+00	0.00E+00	0.00E+00	0.00E+00	0.00E+00
I-135	0.00E+00	0.00E+00	0.00E+00	0.00E+00	0.00E+00	0.00E+00	0.00E+00
Cs-134	3.88E+09	9.24E+09	7.55E+09	0.00E+00	2.99E+09	9.93E+08	1.62E+08
Cs-134m	0.00E+00	0.00E+00	0.00E+00	0.00E+00	0.00E+00	0.00E+00	0.00E+00
Cs-136	9.22E+06	3.64E+07	2.62E+07	0.00E+00	2.02E+07	2.77E+06	4.13E+06
Cs-137	5.71E+09	7.81E+09	5.12E+09	0.00E+00	2.65E+09	8.82E+08	1.51E+08



OFFSITE DOSE CALCULATION MANUAL

TABLE 10-15  
 $R_{io}$ , PRODUCE PATHWAY DOSE FACTORS – ADULT

NUCLIDE	BONE	LIVER	T. BODY	THYROID	KIDNEY	LUNG	G-INT
Cs-138	0.00E+00	0.00E+00	0.00E+00	0.00E+00	0.00E+00	0.00E+00	0.00E+00
Ba-139	0.00E+00	0.00E+00	0.00E+00	0.00E+00	0.00E+00	0.00E+00	0.00E+00
Ba-140	2.55E+07	3.21E+04	1.67E+06	0.00E+00	1.09E+04	1.84E+04	5.26E+07
Ba-141	0.00E+00	0.00E+00	0.00E+00	0.00E+00	0.00E+00	0.00E+00	0.00E+00
Ba-142	0.00E+00	0.00E+00	0.00E+00	0.00E+00	0.00E+00	0.00E+00	0.00E+00
La-140	3.18E-07	1.60E-07	4.23E-08	0.00E+00	0.00E+00	0.00E+00	1.18E-02
La-142	0.00E+00	0.00E+00	0.00E+00	0.00E+00	0.00E+00	0.00E+00	0.00E+00
Ce-141	1.24E+05	8.37E+04	9.49E+03	0.00E+00	3.89E+04	0.00E+00	3.20E+08
Ce-143	7.79E-10	5.76E-07	6.37E-11	0.00E+00	2.53E-10	0.00E+00	2.15E-05
Ce-144	2.66E+07	1.11E+07	1.43E+06	0.00E+00	6.58E+06	0.00E+00	8.98E+09
Pr-143	1.45E+04	5.83E+03	7.21E+02	0.00E+00	3.37E+03	0.00E+00	6.37E+07
Pr-144	0.00E+00	0.00E+00	0.00E+00	0.00E+00	0.00E+00	0.00E+00	0.00E+00
Nd-147	4.31E+03	4.99E+03	2.98E+02	0.00E+00	2.92E+03	0.00E+00	2.39E+07
Eu-152	1.30E+07	2.93E+06	2.58E+06	0.00E+00	1.82E+07	0.00E+00	1.69E+09
W-187	3.44E-13	2.88E-13	1.01E-13	0.00E+00	0.00E+00	0.00E+00	9.42E-11
U-235	5.40E+10	0.00E+00	3.28E+09	0.00E+00	1.26E+10	0.00E+00	5.26E+09
U-238	5.17E+10	0.00E+00	3.06E+09	0.00E+00	1.18E+10	0.00E+00	3.71E+09
Np-239	2.53E-04	2.49E-05	1.37E-05	0.00E+00	7.76E-05	0.00E+00	5.10E+00
Am-241	5.37E+10	1.89E+10	3.55E+09	0.00E+00	2.67E+10	0.00E+00	4.87E+09

OFFSITE DOSE CALCULATION MANUAL

TABLE 10-16  
 $R_{io}$ , PRODUCE PATHWAY DOSE FACTORS – TEEN

{m<sup>2</sup>-mrem/yr per  $\mu$ Ci/s (mrem/yr per  $\mu$ Ci/m<sup>3</sup> for <sup>3</sup>H-3 and <sup>14</sup>C)}

NUCLIDE	BONE	LIVER	T. BODY	THYROID	KIDNEY	LUNG	GI-LLI
H-3	0.00E+00	1.95E+03	1.95E+03	1.95E+03	1.95E+03	1.95E+03	1.95E+03
C-14	1.34E+06	2.67E+05	2.67E+05	2.67E+05	2.67E+05	2.67E+05	2.67E+05
F-18	0.00E+00	0.00E+00	0.00E+00	0.00E+00	0.00E+00	0.00E+00	0.00E+00
Na-22	2.02E+09	2.02E+09	2.02E+09	2.02E+09	2.02E+09	2.02E+09	2.02E+09
Na-24	0.00E+00	0.00E+00	0.00E+00	0.00E+00	0.00E+00	0.00E+00	0.00E+00
Sc-46	3.06E+05	5.96E+05	1.77E+05	0.00E+00	5.70E+05	0.00E+00	2.03E+09
P-32	6.90E+08	4.27E+07	2.67E+07	0.00E+00	0.00E+00	0.00E+00	5.80E+07
Cr-51	0.00E+00	0.00E+00	4.40E+04	2.45E+04	9.65E+03	6.29E+04	7.40E+06
Mn-54	0.00E+00	4.06E+08	8.05E+07	0.00E+00	1.21E+08	0.00E+00	8.33E+08
Mn-56	0.00E+00	0.00E+00	0.00E+00	0.00E+00	0.00E+00	0.00E+00	0.00E+00
Fe-55	2.85E+08	2.02E+08	4.71E+07	0.00E+00	0.00E+00	1.28E+08	8.74E+07
Fe-59	1.44E+08	3.35E+08	1.29E+08	0.00E+00	0.00E+00	1.06E+08	7.93E+08
Co-57	0.00E+00	1.56E+07	2.62E+07	0.00E+00	0.00E+00	0.00E+00	2.92E+08
Co-58	0.00E+00	3.67E+07	8.47E+07	0.00E+00	0.00E+00	0.00E+00	5.06E+08
Co-60	0.00E+00	2.27E+08	5.12E+08	0.00E+00	0.00E+00	0.00E+00	2.96E+09
Ni-63	1.70E+10	1.20E+09	5.77E+08	0.00E+00	0.00E+00	0.00E+00	1.91E+08
Ni-65	0.00E+00	0.00E+00	0.00E+00	0.00E+00	0.00E+00	0.00E+00	0.00E+00
Cu-64	0.00E+00	0.00E+00	0.00E+00	0.00E+00	0.00E+00	0.00E+00	0.00E+00
Zn-65	4.85E+08	1.68E+09	7.86E+08	0.00E+00	1.08E+09	0.00E+00	7.13E+08
Zn-69m	0.00E+00	0.00E+00	0.00E+00	0.00E+00	0.00E+00	0.00E+00	0.00E+00
Zn-69	0.00E+00	0.00E+00	0.00E+00	0.00E+00	0.00E+00	0.00E+00	0.00E+00
As-76	9.62E-11	3.04E-10	1.48E-09	8.88E-11	3.55E-10	8.88E-11	1.33E-08
Br-82	0.00E+00	0.00E+00	1.32E-05	0.00E+00	0.00E+00	0.00E+00	0.00E+00
Br-83	0.00E+00	0.00E+00	0.00E+00	0.00E+00	0.00E+00	0.00E+00	0.00E+00
Br-84	0.00E+00	0.00E+00	0.00E+00	0.00E+00	0.00E+00	0.00E+00	0.00E+00
Br-85	0.00E+00	0.00E+00	0.00E+00	0.00E+00	0.00E+00	0.00E+00	0.00E+00
Rb-86	0.00E+00	1.54E+08	7.24E+07	0.00E+00	0.00E+00	0.00E+00	2.28E+07
Rb-88	0.00E+00	0.00E+00	0.00E+00	0.00E+00	0.00E+00	0.00E+00	0.00E+00
Rb-89	0.00E+00	0.00E+00	0.00E+00	0.00E+00	0.00E+00	0.00E+00	0.00E+00
Sr-89	1.24E+10	0.00E+00	3.55E+08	0.00E+00	0.00E+00	0.00E+00	1.48E+09
Sr-90	9.42E+11	0.00E+00	1.88E+10	0.00E+00	0.00E+00	0.00E+00	2.15E+10
Sr-91	0.00E+00	0.00E+00	0.00E+00	0.00E+00	0.00E+00	0.00E+00	0.00E+00
Sr-92	0.00E+00	0.00E+00	0.00E+00	0.00E+00	0.00E+00	0.00E+00	0.00E+00
Y-90	3.15E-02	0.00E+00	8.49E-04	0.00E+00	0.00E+00	0.00E+00	2.60E+02
Y-91m	0.00E+00	0.00E+00	0.00E+00	0.00E+00	0.00E+00	0.00E+00	0.00E+00
Y-91	6.49E+06	0.00E+00	1.74E+05	0.00E+00	0.00E+00	0.00E+00	2.66E+09
Y-92	0.00E+00	0.00E+00	0.00E+00	0.00E+00	0.00E+00	0.00E+00	0.00E+00

OFFSITE DOSE CALCULATION MANUAL

TABLE 10-16  
 $R_{io}$ , PRODUCE PATHWAY DOSE FACTORS – TEEN

NUCLIDE	BONE	LIVER	T. BODY	THYROID	KIDNEY	LUNG	GILLI
Y-93	0.00E+00	0.00E+00	0.00E+00	0.00E+00	0.00E+00	0.00E+00	0.00E+00
Zr-95	1.44E+06	4.53E+05	3.12E+05	0.00E+00	6.66E+05	0.00E+00	1.05E+09
Zr-97	0.00E+00	0.00E+00	0.00E+00	0.00E+00	0.00E+00	0.00E+00	7.96E-18
Nb-95	1.47E+05	8.17E+04	4.50E+04	0.00E+00	7.92E+04	0.00E+00	3.49E+08
Nb-97	0.00E+00	0.00E+00	0.00E+00	0.00E+00	0.00E+00	0.00E+00	0.00E+00
Mo-99	0.00E+00	2.22E+01	4.23E+00	0.00E+00	5.08E+01	0.00E+00	3.97E+01
Tc-99m	0.00E+00	0.00E+00	0.00E+00	0.00E+00	0.00E+00	0.00E+00	0.00E+00
Tc-99	5.65E+07	8.29E+07	2.26E+07	0.00E+00	1.05E+09	8.58E+06	2.03E+09
Tc-101	0.00E+00	0.00E+00	0.00E+00	0.00E+00	0.00E+00	0.00E+00	0.00E+00
Ru-103	5.49E+06	0.00E+00	2.31E+06	0.00E+00	1.90E+07	0.00E+00	4.51E+08
Ru-105	0.00E+00	0.00E+00	0.00E+00	0.00E+00	0.00E+00	0.00E+00	0.00E+00
Ru-106	2.86E+08	0.00E+00	3.60E+07	0.00E+00	5.51E+08	0.00E+00	1.37E+10
Rh-105	1.25E-06	9.05E-07	5.94E-07	0.00E+00	3.84E-06	0.00E+00	1.15E-04
Ag-110m	1.48E+07	1.40E+07	8.49E+06	0.00E+00	2.66E+07	0.00E+00	3.92E+09
Sn-113	5.20E+07	1.04E+07	1.71E+08	5.01E+06	1.35E+07	6.12E+06	1.84E+09
Sn-117m	3.65E+06	1.57E+05	6.29E+06	2.93E+04	2.22E+05	5.36E+04	7.08E+07
Sb-122	2.19E+00	1.50E+00	2.42E+01	3.00E-01	9.80E-01	4.04E-01	2.54E+02
Sb-124	1.28E+08	2.37E+06	5.01E+07	2.91E+05	0.00E+00	1.12E+08	2.59E+09
Sb-125	1.93E+08	2.11E+06	4.51E+07	1.84E+05	0.00E+00	1.70E+08	1.50E+09
Te-125m	1.58E+08	5.68E+07	2.11E+07	4.41E+07	0.00E+00	0.00E+00	4.66E+08
Te-127m	7.05E+08	2.50E+08	8.38E+07	1.68E+08	2.86E+09	0.00E+00	1.76E+09
Te-127	0.00E+00	0.00E+00	0.00E+00	0.00E+00	0.00E+00	0.00E+00	0.00E+00
Te-129m	3.26E+08	1.21E+08	5.15E+07	1.05E+08	1.36E+09	0.00E+00	1.22E+09
Te-129	0.00E+00	0.00E+00	0.00E+00	0.00E+00	0.00E+00	0.00E+00	0.00E+00
Te-131m	7.93E-07	3.80E-07	3.17E-07	5.72E-07	3.97E-06	0.00E+00	3.05E-05
Te-131	0.00E+00	0.00E+00	0.00E+00	0.00E+00	0.00E+00	0.00E+00	0.00E+00
Te-132	1.31E+02	8.31E+01	7.82E+01	8.76E+01	7.97E+02	0.00E+00	2.63E+03
I-130	0.00E+00	0.00E+00	0.00E+00	0.00E+00	0.00E+00	0.00E+00	0.00E+00
I-131	2.49E+06	3.49E+06	1.87E+06	1.02E+09	6.01E+06	0.00E+00	6.90E+05
I-132	0.00E+00	0.00E+00	0.00E+00	0.00E+00	0.00E+00	0.00E+00	0.00E+00
I-133	3.53E-14	6.00E-14	1.83E-14	8.37E-12	1.05E-13	0.00E+00	4.54E-14
I-134	0.00E+00	0.00E+00	0.00E+00	0.00E+00	0.00E+00	0.00E+00	0.00E+00
I-135	0.00E+00	0.00E+00	0.00E+00	0.00E+00	0.00E+00	0.00E+00	0.00E+00
Cs-134	6.33E+09	1.49E+10	6.91E+09	0.00E+00	4.74E+09	1.81E+09	1.85E+08
Cs-134m	0.00E+00	0.00E+00	0.00E+00	0.00E+00	0.00E+00	0.00E+00	0.00E+00
Cs-136	1.47E+07	5.80E+07	3.89E+07	0.00E+00	3.16E+07	4.97E+06	4.66E+06
Cs-137	9.73E+09	1.29E+10	4.51E+09	0.00E+00	4.40E+09	1.71E+09	1.84E+08

OFFSITE DOSE CALCULATION MANUAL

TABLE 10-16  
 $R_{io}$ , PRODUCE PATHWAY DOSE FACTORS – TEEN

NUCLIDE	BONE	LIVER	T. BODY	THYROID	KIDNEY	LUNG	G-INT
Cs-138	0.00E+00	0.00E+00	0.00E+00	0.00E+00	0.00E+00	0.00E+00	0.00E+00
Ba-139	0.00E+00	0.00E+00	0.00E+00	0.00E+00	0.00E+00	0.00E+00	0.00E+00
Ba-140	4.33E+07	5.30E+04	2.79E+06	0.00E+00	1.80E+04	3.57E+04	6.67E+07
Ba-141	0.00E+00	0.00E+00	0.00E+00	0.00E+00	0.00E+00	0.00E+00	0.00E+00
Ba-142	0.00E+00	0.00E+00	0.00E+00	0.00E+00	0.00E+00	0.00E+00	0.00E+00
La-140	5.36E-07	2.63E-07	7.01E-08	0.00E+00	0.00E+00	0.00E+00	1.51E-02
La-142	0.00E+00	0.00E+00	0.00E+00	0.00E+00	0.00E+00	0.00E+00	0.00E+00
Ce-141	2.13E+05	1.42E+05	1.63E+04	0.00E+00	6.70E+04	0.00E+00	4.07E+08
Ce-143	1.34E-09	9.78E-07	1.09E-10	0.00E+00	4.39E-10	0.00E+00	2.94E-05
Ce-144	4.59E+07	1.90E+07	2.47E+06	0.00E+00	1.13E+07	0.00E+00	1.15E+10
Pr-143	2.51E+04	1.00E+04	1.25E+03	0.00E+00	5.82E+03	0.00E+00	8.25E+07
Pr-144	0.00E+00	0.00E+00	0.00E+00	0.00E+00	0.00E+00	0.00E+00	0.00E+00
Nd-147	7.80E+03	8.48E+03	5.08E+02	0.00E+00	4.98E+03	0.00E+00	3.06E+07
Eu-152	1.96E+07	4.72E+06	4.16E+06	0.00E+00	2.19E+07	0.00E+00	1.74E+09
W-187	5.91E-13	4.82E-13	1.69E-13	0.00E+00	0.00E+00	0.00E+00	1.30E-10
U-235	9.31E+10	0.00E+00	5.67E+09	0.00E+00	2.18E+10	0.00E+00	6.76E+09
U-238	8.90E+10	0.00E+00	5.30E+09	0.00E+00	2.04E+10	0.00E+00	4.76E+09
Np-239	4.53E-04	4.27E-05	2.37E-05	0.00E+00	1.34E-04	0.00E+00	6.88E+00
Am-241	6.85E+10	2.62E+10	4.57E+09	0.00E+00	3.43E+10	0.00E+00	6.26E+09

OFFSITE DOSE CALCULATION MANUAL

TABLE 10-17  
 $R_{io}$ , PRODUCE PATHWAY DOSE FACTORS – CHILD

{m<sup>2</sup>-mrem/yr per  $\mu$ Ci/s (mrem/yr per  $\mu$ Ci/m<sup>3</sup> for <sup>3</sup>H-3 and <sup>14</sup>C)}

NUCLIDE	BONE	LIVER	T. BODY	THYROID	KIDNEY	LUNG	GILLI
H-3	0.00E+00	3.10E+03	3.10E+03	3.10E+03	3.10E+03	3.10E+03	3.10E+03
C-14	3.29E+06	6.58E+05	6.58E+05	6.58E+05	6.58E+05	6.58E+05	6.58E+05
F-18	0.00E+00	0.00E+00	0.00E+00	0.00E+00	0.00E+00	0.00E+00	0.00E+00
Na-22	4.20E+09	4.20E+09	4.20E+09	4.20E+09	4.20E+09	4.20E+09	4.20E+09
Na-24	0.00E+00	0.00E+00	0.00E+00	0.00E+00	0.00E+00	0.00E+00	0.00E+00
Sc-46	6.87E+05	9.42E+05	3.63E+05	0.00E+00	8.33E+05	0.00E+00	1.38E+09
P-32	1.70E+09	7.96E+07	6.56E+07	0.00E+00	0.00E+00	0.00E+00	4.70E+07
Cr-51	0.00E+00	0.00E+00	8.98E+04	4.99E+04	1.36E+04	9.10E+04	4.76E+06
Mn-54	0.00E+00	6.08E+08	1.62E+08	0.00E+00	1.70E+08	0.00E+00	5.10E+08
Mn-56	0.00E+00	0.00E+00	0.00E+00	0.00E+00	0.00E+00	0.00E+00	0.00E+00
Fe-55	7.15E+08	3.79E+08	1.17E+08	0.00E+00	0.00E+00	2.14E+08	7.02E+07
Fe-59	3.33E+08	5.39E+08	2.69E+08	0.00E+00	0.00E+00	1.56E+08	5.62E+08
Co-57	0.00E+00	2.68E+07	5.42E+07	0.00E+00	0.00E+00	0.00E+00	2.19E+08
Co-58	0.00E+00	5.62E+07	1.72E+08	0.00E+00	0.00E+00	0.00E+00	3.28E+08
Co-60	0.00E+00	3.53E+08	1.04E+09	0.00E+00	0.00E+00	0.00E+00	1.96E+09
Ni-63	4.27E+10	2.29E+09	1.45E+09	0.00E+00	0.00E+00	0.00E+00	1.54E+08
Ni-65	0.00E+00	0.00E+00	0.00E+00	0.00E+00	0.00E+00	0.00E+00	0.00E+00
Cu-64	0.00E+00	0.00E+00	0.00E+00	0.00E+00	0.00E+00	0.00E+00	0.00E+00
Zn-65	9.52E+08	2.54E+09	1.58E+09	0.00E+00	1.60E+09	0.00E+00	4.46E+08
Zn-69m	0.00E+00	0.00E+00	0.00E+00	0.00E+00	0.00E+00	0.00E+00	0.00E+00
Zn-69	0.00E+00	0.00E+00	0.00E+00	0.00E+00	0.00E+00	0.00E+00	0.00E+00
As-76	2.20E-10	6.11E-10	3.54E-09	2.08E-10	6.72E-10	2.08E-10	3.18E-08
Br-82	0.00E+00	0.00E+00	2.70E-05	0.00E+00	0.00E+00	0.00E+00	0.00E+00
Br-83	0.00E+00	0.00E+00	0.00E+00	0.00E+00	0.00E+00	0.00E+00	0.00E+00
Br-84	0.00E+00	0.00E+00	0.00E+00	0.00E+00	0.00E+00	0.00E+00	0.00E+00
Br-85	0.00E+00	0.00E+00	0.00E+00	0.00E+00	0.00E+00	0.00E+00	0.00E+00
Rb-86	0.00E+00	2.86E+08	1.76E+08	0.00E+00	0.00E+00	0.00E+00	1.84E+07
Rb-88	0.00E+00	0.00E+00	0.00E+00	0.00E+00	0.00E+00	0.00E+00	0.00E+00
Rb-89	0.00E+00	0.00E+00	0.00E+00	0.00E+00	0.00E+00	0.00E+00	0.00E+00
Sr-89	3.07E+10	0.00E+00	8.77E+08	0.00E+00	0.00E+00	0.00E+00	1.19E+09
Sr-90	1.95E+12	0.00E+00	3.92E+10	0.00E+00	0.00E+00	0.00E+00	1.74E+10
Sr-91	0.00E+00	0.00E+00	0.00E+00	0.00E+00	0.00E+00	0.00E+00	0.00E+00
Sr-92	0.00E+00	0.00E+00	0.00E+00	0.00E+00	0.00E+00	0.00E+00	0.00E+00
Y-90	7.81E-02	0.00E+00	2.09E-03	0.00E+00	0.00E+00	0.00E+00	2.22E+02
Y-91m	0.00E+00	0.00E+00	0.00E+00	0.00E+00	0.00E+00	0.00E+00	0.00E+00
Y-91	1.61E+07	0.00E+00	4.29E+05	0.00E+00	0.00E+00	0.00E+00	2.14E+09
Y-92	0.00E+00	0.00E+00	0.00E+00	0.00E+00	0.00E+00	0.00E+00	0.00E+00

OFFSITE DOSE CALCULATION MANUAL

TABLE 10-17  
 $R_{io}$ , PRODUCE PATHWAY DOSE FACTORS – CHILD

NUCLIDE	BONE	LIVER	T. BODY	THYROID	KIDNEY	LUNG	GI-LLI
Y-93	0.00E+00	0.00E+00	0.00E+00	0.00E+00	0.00E+00	0.00E+00	0.00E+00
Zr-95	3.34E+06	7.34E+05	6.53E+05	0.00E+00	1.05E+06	0.00E+00	7.65E+08
Zr-97	0.00E+00	0.00E+00	0.00E+00	0.00E+00	0.00E+00	0.00E+00	7.92E-18
Nb-95	3.33E+05	1.29E+05	9.25E+04	0.00E+00	1.22E+05	0.00E+00	2.39E+08
Nb-97	0.00E+00	0.00E+00	0.00E+00	0.00E+00	0.00E+00	0.00E+00	0.00E+00
Mo-99	0.00E+00	4.04E+01	9.99E+00	0.00E+00	8.63E+01	0.00E+00	3.34E+01
Tc-99m	0.00E+00	0.00E+00	0.00E+00	0.00E+00	0.00E+00	0.00E+00	0.00E+00
Tc-99	1.39E+08	1.55E+08	5.55E+07	0.00E+00	1.83E+09	1.37E+07	1.63E+09
Tc-101	0.00E+00	0.00E+00	0.00E+00	0.00E+00	0.00E+00	0.00E+00	0.00E+00
Ru-103	1.28E+07	0.00E+00	4.91E+06	0.00E+00	3.21E+07	0.00E+00	3.30E+08
Ru-105	0.00E+00	0.00E+00	0.00E+00	0.00E+00	0.00E+00	0.00E+00	0.00E+00
Ru-106	7.04E+08	0.00E+00	8.78E+07	0.00E+00	9.50E+08	0.00E+00	1.09E+10
Rh-105	3.07E-06	1.65E-06	1.41E-06	0.00E+00	6.57E-06	0.00E+00	1.02E-04
Ag-110m	3.20E+07	2.16E+07	1.73E+07	0.00E+00	4.03E+07	0.00E+00	2.57E+09
Sn-113	1.21E+08	2.60E+07	3.98E+08	1.04E+07	2.76E+07	1.30E+07	4.44E+09
Sn-117m	9.44E+06	4.48E+05	1.48E+07	7.08E+04	4.54E+05	1.30E+05	1.71E+08
Sb-122	5.23E+00	3.14E+00	5.81E+01	6.84E-01	1.80E+00	8.95E-01	6.28E+02
Sb-124	3.04E+08	3.94E+06	1.07E+08	6.71E+05	0.00E+00	1.69E+08	1.90E+09
Sb-125	4.60E+08	3.54E+06	9.63E+07	4.26E+05	0.00E+00	2.56E+08	1.10E+09
Te-125m	3.88E+08	1.05E+08	5.17E+07	1.09E+08	0.00E+00	0.00E+00	3.74E+08
Te-127m	1.74E+09	4.68E+08	2.06E+08	4.16E+08	4.96E+09	0.00E+00	1.41E+09
Te-127	0.00E+00	0.00E+00	0.00E+00	0.00E+00	0.00E+00	0.00E+00	0.00E+00
Te-129m	8.04E+08	2.25E+08	1.25E+08	2.59E+08	2.36E+09	0.00E+00	9.81E+08
Te-129	0.00E+00	0.00E+00	0.00E+00	0.00E+00	0.00E+00	0.00E+00	0.00E+00
Te-131m	1.93E-06	6.68E-07	7.11E-07	1.37E-06	6.47E-06	0.00E+00	2.71E-05
Te-131	0.00E+00	0.00E+00	0.00E+00	0.00E+00	0.00E+00	0.00E+00	0.00E+00
Te-132	3.14E+02	1.39E+02	1.68E+02	2.02E+02	1.29E+03	0.00E+00	1.40E+03
I-130	0.00E+00	0.00E+00	0.00E+00	0.00E+00	0.00E+00	0.00E+00	0.00E+00
I-131	6.05E+06	6.08E+06	3.46E+06	2.01E+09	9.99E+06	0.00E+00	5.42E+05
I-132	0.00E+00	0.00E+00	0.00E+00	0.00E+00	0.00E+00	0.00E+00	0.00E+00
I-133	8.49E-14	1.06E-13	4.02E-14	1.97E-11	1.77E-13	0.00E+00	4.28E-14
I-134	0.00E+00	0.00E+00	0.00E+00	0.00E+00	0.00E+00	0.00E+00	0.00E+00
I-135	0.00E+00	0.00E+00	0.00E+00	0.00E+00	0.00E+00	0.00E+00	0.00E+00
Cs-134	1.46E+10	2.40E+10	5.06E+09	0.00E+00	7.43E+09	2.67E+09	1.29E+08
Cs-134m	0.00E+00	0.00E+00	0.00E+00	0.00E+00	0.00E+00	0.00E+00	0.00E+00
Cs-136	3.33E+07	9.14E+07	5.92E+07	0.00E+00	4.87E+07	7.26E+06	3.21E+06
Cs-137	2.34E+10	2.24E+10	3.31E+09	0.00E+00	7.31E+09	2.63E+09	1.41E+08

OFFSITE DOSE CALCULATION MANUAL

TABLE 10-17  
 $R_{io}$ , PRODUCE PATHWAY DOSE FACTORS – CHILD

NUCLIDE	BONE	LIVER	T. BODY	THYROID	KIDNEY	LUNG	GI-LLI
Cs-138	0.00E+00	0.00E+00	0.00E+00	0.00E+00	0.00E+00	0.00E+00	0.00E+00
Ba-139	0.00E+00	0.00E+00	0.00E+00	0.00E+00	0.00E+00	0.00E+00	0.00E+00
Ba-140	1.05E+08	9.16E+04	6.10E+06	0.00E+00	2.98E+04	5.46E+04	5.29E+07
Ba-141	0.00E+00	0.00E+00	0.00E+00	0.00E+00	0.00E+00	0.00E+00	0.00E+00
Ba-142	0.00E+00	0.00E+00	0.00E+00	0.00E+00	0.00E+00	0.00E+00	0.00E+00
La-140	1.28E-06	4.49E-07	1.51E-07	0.00E+00	0.00E+00	0.00E+00	1.25E-02
La-142	0.00E+00	0.00E+00	0.00E+00	0.00E+00	0.00E+00	0.00E+00	0.00E+00
Ce-141	5.25E+05	2.62E+05	3.89E+04	0.00E+00	1.15E+05	0.00E+00	3.27E+08
Ce-143	3.30E-09	1.79E-06	2.59E-10	0.00E+00	7.51E-10	0.00E+00	2.62E-05
Ce-144	1.13E+08	3.55E+07	6.04E+06	0.00E+00	1.96E+07	0.00E+00	9.25E+09
Pr-143	6.21E+04	1.87E+04	3.08E+03	0.00E+00	1.01E+04	0.00E+00	6.70E+07
Pr-144	0.00E+00	0.00E+00	0.00E+00	0.00E+00	0.00E+00	0.00E+00	0.00E+00
Nd-147	1.91E+04	1.55E+04	1.20E+03	0.00E+00	8.51E+03	0.00E+00	2.46E+07
Eu-152	4.06E+07	7.40E+06	8.78E+06	0.00E+00	3.12E+07	0.00E+00	1.22E+09
W-187	1.43E-12	8.49E-13	3.81E-13	0.00E+00	0.00E+00	0.00E+00	1.22E-10
U-235	2.30E+11	0.00E+00	1.39E+10	0.00E+00	3.78E+10	0.00E+00	5.41E+09
U-238	2.20E+11	0.00E+00	1.31E+10	0.00E+00	3.53E+10	0.00E+00	3.81E+09
Np-239	1.12E-03	8.01E-05	5.63E-05	0.00E+00	2.32E-04	0.00E+00	5.93E+00
Am-241	9.38E+10	4.20E+10	6.69E+09	0.00E+00	4.09E+10	0.00E+00	5.01E+09

OFFSITE DOSE CALCULATION MANUAL

TABLE 10-18  
 $R_{io}$ , LEAFY VEGETABLE PATHWAY DOSE FACTORS – ADULT

{m<sup>2</sup>-mrem/yr per  $\mu$ Ci/s (mrem/yr per  $\mu$ Ci/m<sup>3</sup> for <sup>3</sup>H-3 and <sup>14</sup>C)}

NUCLIDE	BONE	LIVER	T. BODY	THYROID	KIDNEY	LUNG	GI-LLI
H-3	0.00E+00	2.61E+02	2.61E+02	2.61E+02	2.61E+02	2.61E+02	2.61E+02
C-14	1.25E+05	2.50E+04	2.50E+04	2.50E+04	2.50E+04	2.50E+04	2.50E+04
F-18	4.24E+00	0.00E+00	4.71E-01	0.00E+00	0.00E+00	0.00E+00	1.26E-01
Na-22	2.10E+08	2.10E+08	2.10E+08	2.10E+08	2.10E+08	2.10E+08	2.10E+08
Na-24	2.66E+05	2.66E+05	2.66E+05	2.66E+05	2.66E+05	2.66E+05	2.66E+05
Sc-46	5.07E+04	9.84E+04	2.86E+04	0.00E+00	9.19E+04	0.00E+00	4.79E+08
P-32	1.13E+09	7.03E+07	4.37E+07	0.00E+00	0.00E+00	0.00E+00	1.27E+08
Cr-51	0.00E+00	0.00E+00	1.90E+04	1.14E+04	4.19E+03	2.53E+04	4.79E+06
Mn-54	0.00E+00	4.79E+07	9.15E+06	0.00E+00	1.43E+07	0.00E+00	1.47E+08
Mn-56	0.00E+00	1.54E+01	2.74E+00	0.00E+00	1.96E+01	0.00E+00	4.92E+02
Fe-55	2.88E+07	1.99E+07	4.65E+06	0.00E+00	0.00E+00	1.11E+07	1.14E+07
Fe-59	3.56E+07	8.36E+07	3.21E+07	0.00E+00	0.00E+00	2.34E+07	2.79E+08
Co-57	0.00E+00	1.79E+06	2.97E+06	0.00E+00	0.00E+00	0.00E+00	4.54E+07
Co-58	0.00E+00	6.70E+06	1.50E+07	0.00E+00	0.00E+00	0.00E+00	1.36E+08
Co-60	0.00E+00	2.36E+07	5.21E+07	0.00E+00	0.00E+00	0.00E+00	4.44E+08
Ni-63	1.67E+09	1.16E+08	5.61E+07	0.00E+00	0.00E+00	0.00E+00	2.42E+07
Ni-65	5.91E+01	7.68E+00	3.51E+00	0.00E+00	0.00E+00	0.00E+00	1.95E+02
Cu-64	0.00E+00	9.19E+03	4.31E+03	0.00E+00	2.32E+04	0.00E+00	7.84E+05
Zn-65	6.44E+07	2.05E+08	9.26E+07	0.00E+00	1.37E+08	0.00E+00	1.29E+08
Zn-69m	2.27E+04	5.44E+04	4.98E+03	0.00E+00	3.30E+04	0.00E+00	3.32E+06
Zn-69	5.89E-06	1.13E-05	7.83E-07	0.00E+00	7.31E-06	0.00E+00	1.69E-06
As-76	1.76E+05	5.11E+05	2.55E+06	1.53E+05	6.22E+05	1.60E+05	2.23E+07
Br-82	0.00E+00	0.00E+00	1.55E+06	0.00E+00	0.00E+00	0.00E+00	1.78E+06
Br-83	0.00E+00	0.00E+00	3.21E+00	0.00E+00	0.00E+00	0.00E+00	4.62E+00
Br-84	0.00E+00	0.00E+00	2.21E-11	0.00E+00	0.00E+00	0.00E+00	1.73E-16
Br-85	0.00E+00	0.00E+00	0.00E+00	0.00E+00	0.00E+00	0.00E+00	0.00E+00
Rb-86	0.00E+00	1.31E+08	6.09E+07	0.00E+00	0.00E+00	0.00E+00	2.58E+07
Rb-88	0.00E+00	0.00E+00	0.00E+00	0.00E+00	0.00E+00	0.00E+00	0.00E+00
Rb-89	0.00E+00	0.00E+00	0.00E+00	0.00E+00	0.00E+00	0.00E+00	0.00E+00
Sr-89	2.61E+09	0.00E+00	7.48E+07	0.00E+00	0.00E+00	0.00E+00	4.18E+08
Sr-90	1.08E+11	0.00E+00	2.17E+09	0.00E+00	0.00E+00	0.00E+00	2.71E+09
Sr-91	3.02E+05	0.00E+00	1.22E+04	0.00E+00	0.00E+00	0.00E+00	1.44E+06
Sr-92	4.15E+02	0.00E+00	1.79E+01	0.00E+00	0.00E+00	0.00E+00	8.22E+03
Y-90	1.33E+04	0.00E+00	3.56E+02	0.00E+00	0.00E+00	0.00E+00	1.41E+08
Y-91m	4.74E-09	0.00E+00	1.83E-10	0.00E+00	0.00E+00	0.00E+00	1.39E-08
Y-91	1.22E+06	0.00E+00	3.28E+04	0.00E+00	0.00E+00	0.00E+00	6.74E+08
Y-92	8.96E-01	0.00E+00	2.62E-02	0.00E+00	0.00E+00	0.00E+00	1.57E+04



OFFSITE DOSE CALCULATION MANUAL

TABLE 10-18  
*R<sub>io</sub>*, LEAFY VEGETABLE PATHWAY DOSE FACTORS – ADULT

NUCLIDE	BONE	LIVER	T. BODY	THYROID	KIDNEY	LUNG	G-ILLI
Y-93	1.73E+02	0.00E+00	4.77E+00	0.00E+00	0.00E+00	0.00E+00	5.48E+06
Zr-95	2.68E+05	8.60E+04	5.82E+04	0.00E+00	1.35E+05	0.00E+00	2.73E+08
Zr-97	3.32E+02	6.70E+01	3.06E+01	0.00E+00	1.01E+02	0.00E+00	2.07E+07
Nb-95	4.79E+04	2.67E+04	1.43E+04	0.00E+00	2.64E+04	0.00E+00	1.62E+08
Nb-97	2.84E-06	7.19E-07	2.63E-07	0.00E+00	8.39E-07	0.00E+00	2.65E-03
Mo-99	0.00E+00	6.17E+06	1.17E+06	0.00E+00	1.40E+07	0.00E+00	1.43E+07
Tc-99m	3.08E+00	8.69E+00	1.11E+02	0.00E+00	1.32E+02	4.26E+00	5.14E+03
Tc-99	5.27E+06	7.84E+06	2.12E+06	0.00E+00	9.86E+07	6.66E+05	2.56E+08
Tc-101	0.00E+00	0.00E+00	0.00E+00	0.00E+00	0.00E+00	0.00E+00	0.00E+00
Ru-103	1.48E+06	0.00E+00	6.38E+05	0.00E+00	5.66E+06	0.00E+00	1.73E+08
Ru-105	5.30E+01	0.00E+00	2.09E+01	0.00E+00	6.85E+02	0.00E+00	3.24E+04
Ru-106	2.99E+07	0.00E+00	3.78E+06	0.00E+00	5.77E+07	0.00E+00	1.94E+09
Rh-105	1.29E+05	9.41E+04	6.20E+04	0.00E+00	4.00E+05	0.00E+00	1.50E+07
Ag-110m	1.81E+06	1.68E+06	9.96E+05	0.00E+00	3.30E+06	0.00E+00	6.84E+08
Sn-113	9.20E+06	1.56E+06	2.58E+07	8.14E+05	2.12E+06	9.56E+05	2.83E+08
Sn-117m	9.66E+06	3.29E+05	1.37E+07	6.57E+04	5.03E+05	1.04E+05	1.55E+08
Sb-122	9.39E+05	5.17E+05	8.87E+06	1.10E+05	3.65E+05	1.41E+05	9.39E+07
Sb-124	2.45E+07	4.63E+05	9.71E+06	5.94E+04	0.00E+00	1.91E+07	6.96E+08
Sb-125	1.94E+07	2.17E+05	4.61E+06	1.97E+04	0.00E+00	1.49E+07	2.13E+08
Te-125m	2.99E+07	1.08E+07	4.00E+06	8.98E+06	1.21E+08	0.00E+00	1.19E+08
Te-127m	9.59E+07	3.43E+07	1.17E+07	2.45E+07	3.90E+08	0.00E+00	3.22E+08
Te-127	6.01E+03	2.16E+03	1.30E+03	4.46E+03	2.45E+04	0.00E+00	4.75E+05
Te-129m	1.04E+08	3.87E+07	1.64E+07	3.57E+07	4.33E+08	0.00E+00	5.23E+08
Te-129	7.52E-04	2.83E-04	1.83E-04	5.77E-04	3.16E-03	0.00E+00	5.68E-04
Te-131m	1.08E+06	5.27E+05	4.39E+05	8.34E+05	5.34E+06	0.00E+00	5.23E+07
Te-131	1.32E-15	5.49E-16	4.15E-16	1.08E-15	5.76E-15	0.00E+00	1.86E-16
Te-132	4.50E+06	2.91E+06	2.73E+06	3.21E+06	2.80E+07	0.00E+00	1.38E+08
I-130	1.95E+05	5.75E+05	2.27E+05	4.87E+07	8.98E+05	0.00E+00	4.95E+05
I-131	3.88E+07	5.55E+07	3.18E+07	1.82E+10	9.51E+07	0.00E+00	1.46E+07
I-132	2.59E+01	6.93E+01	2.42E+01	2.42E+03	1.10E+02	0.00E+00	1.30E+01
I-133	1.04E+06	1.81E+06	5.51E+05	2.66E+08	3.15E+06	0.00E+00	1.62E+06
I-134	4.42E-05	1.20E-04	4.30E-05	2.08E-03	1.91E-04	0.00E+00	1.05E-07
I-135	1.89E+04	4.94E+04	1.82E+04	3.26E+06	7.92E+04	0.00E+00	5.58E+04
Cs-134	6.64E+08	1.58E+09	1.29E+09	0.00E+00	5.11E+08	1.70E+08	2.76E+07
Cs-134m	6.57E+00	1.38E+01	7.06E+00	0.00E+00	7.50E+00	1.18E+00	4.87E+00
Cs-136	3.34E+07	1.32E+08	9.49E+07	0.00E+00	7.33E+07	1.00E+07	1.50E+07
Cs-137	9.29E+08	1.27E+09	8.32E+08	0.00E+00	4.31E+08	1.43E+08	2.46E+07

OFFSITE DOSE CALCULATION MANUAL

TABLE 10-18  
 $R_{io}$ , LEAFY VEGETABLE PATHWAY DOSE FACTORS – ADULT

NUCLIDE	BONE	LIVER	T. BODY	THYROID	KIDNEY	LUNG	GI-ILI
Cs-138	3.39E-11	6.70E-11	3.32E-11	0.00E+00	4.92E-11	4.86E-12	2.86E-16
Ba-139	2.99E-02	2.13E-05	8.77E-04	0.00E+00	1.99E-05	1.21E-05	5.31E-02
Ba-140	1.02E+08	1.28E+05	6.70E+06	0.00E+00	4.36E+04	7.35E+04	2.10E+08
Ba-141	0.00E+00	0.00E+00	0.00E+00	0.00E+00	0.00E+00	0.00E+00	0.00E+00
Ba-142	0.00E+00	0.00E+00	0.00E+00	0.00E+00	0.00E+00	0.00E+00	0.00E+00
La-140	1.98E+03	9.97E+02	2.63E+02	0.00E+00	0.00E+00	0.00E+00	7.32E+07
La-142	1.33E-04	6.04E-05	1.50E-05	0.00E+00	0.00E+00	0.00E+00	4.41E-01
Ce-141	7.05E+04	4.77E+04	5.41E+03	0.00E+00	2.22E+04	0.00E+00	1.82E+08
Ce-143	9.98E+02	7.38E+05	8.16E+01	0.00E+00	3.25E+02	0.00E+00	2.76E+07
Ce-144	4.96E+06	2.08E+06	2.67E+05	0.00E+00	1.23E+06	0.00E+00	1.68E+09
Pr-143	4.80E+04	1.92E+04	2.38E+03	0.00E+00	1.11E+04	0.00E+00	2.10E+08
Pr-144	0.00E+00	0.00E+00	0.00E+00	0.00E+00	0.00E+00	0.00E+00	0.00E+00
Nd-147	2.90E+04	3.35E+04	2.00E+03	0.00E+00	1.96E+04	0.00E+00	1.61E+08
Eu-152	2.12E+06	4.79E+05	4.21E+05	0.00E+00	2.97E+06	0.00E+00	2.76E+08
W-187	3.81E+04	3.19E+04	1.11E+04	0.00E+00	0.00E+00	0.00E+00	1.04E+07
U-235	8.74E+09	0.00E+00	5.30E+08	0.00E+00	2.04E+09	0.00E+00	8.52E+08
U-238	8.37E+09	0.00E+00	4.95E+08	0.00E+00	1.91E+09	0.00E+00	6.00E+08
Np-239	1.43E+03	1.40E+02	7.73E+01	0.00E+00	4.37E+02	0.00E+00	2.88E+07
Am-241	8.70E+09	3.06E+09	5.75E+08	0.00E+00	4.33E+09	0.00E+00	7.89E+08

OFFSITE DOSE CALCULATION MANUAL

TABLE 10-19  
 $R_{io}$ , LEAFY VEGETABLE PATHWAY DOSE FACTORS – TEEN

{m<sup>2</sup>-mrem/yr per  $\mu$ Ci/s (mrem/yr per  $\mu$ Ci/m<sup>3</sup> for <sup>3</sup>H-3 and <sup>14</sup>C)}

NUCLIDE	BONE	LIVER	T. BODY	THYROID	KIDNEY	LUNG	GALLI
H-3	0.00E+00	1.73E+02	1.73E+02	1.73E+02	1.73E+02	1.73E+02	1.73E+02
C-14	1.17E+05	2.34E+04	2.34E+04	2.34E+04	2.34E+04	2.34E+04	2.34E+04
F-18	3.86E+00	0.00E+00	4.23E-01	0.00E+00	0.00E+00	0.00E+00	3.47E-01
Na-22	1.85E+08	1.85E+08	1.85E+08	1.85E+08	1.85E+08	1.85E+08	1.85E+08
Na-24	2.37E+05	2.37E+05	2.37E+05	2.37E+05	2.37E+05	2.37E+05	2.37E+05
Sc-46	4.37E+04	8.51E+04	2.52E+04	0.00E+00	8.15E+04	0.00E+00	2.90E+08
P-32	1.06E+09	6.57E+07	4.11E+07	0.00E+00	0.00E+00	0.00E+00	8.91E+07
Cr-51	0.00E+00	0.00E+00	1.69E+04	9.39E+03	3.70E+03	2.41E+04	2.84E+06
Mn-54	0.00E+00	4.06E+07	8.05E+06	0.00E+00	1.21E+07	0.00E+00	8.33E+07
Mn-56	0.00E+00	1.39E+01	2.47E+00	0.00E+00	1.76E+01	0.00E+00	9.16E+02
Fe-55	2.60E+07	1.84E+07	4.30E+06	0.00E+00	0.00E+00	1.17E+07	7.98E+06
Fe-59	3.16E+07	7.37E+07	2.85E+07	0.00E+00	0.00E+00	2.32E+07	1.74E+08
Co-57	0.00E+00	1.60E+06	2.67E+06	0.00E+00	0.00E+00	0.00E+00	2.98E+07
Co-58	0.00E+00	5.74E+06	1.32E+07	0.00E+00	0.00E+00	0.00E+00	7.91E+07
Co-60	0.00E+00	2.04E+07	4.59E+07	0.00E+00	0.00E+00	0.00E+00	2.65E+08
Ni-63	1.50E+09	1.06E+08	5.07E+07	0.00E+00	0.00E+00	0.00E+00	1.68E+07
Ni-65	5.51E+01	7.03E+00	3.21E+00	0.00E+00	0.00E+00	0.00E+00	3.82E+02
Cu-64	0.00E+00	8.33E+03	3.92E+03	0.00E+00	2.11E+04	0.00E+00	6.46E+05
Zn-65	5.03E+07	1.75E+08	8.15E+07	0.00E+00	1.12E+08	0.00E+00	7.40E+07
Zn-69m	2.10E+04	4.96E+04	4.54E+03	0.00E+00	3.01E+04	0.00E+00	2.72E+06
Zn-69	5.51E-06	1.05E-05	7.35E-07	0.00E+00	6.86E-06	0.00E+00	1.93E-05
As-76	1.36E+05	4.29E+05	2.09E+06	1.26E+05	5.03E+05	1.26E+05	1.89E+07
Br-82	0.00E+00	0.00E+00	1.37E+06	0.00E+00	0.00E+00	0.00E+00	0.00E+00
Br-83	0.00E+00	0.00E+00	3.01E+00	0.00E+00	0.00E+00	0.00E+00	0.00E+00
Br-84	0.00E+00	0.00E+00	2.01E-11	0.00E+00	0.00E+00	0.00E+00	0.00E+00
Br-85	0.00E+00	0.00E+00	0.00E+00	0.00E+00	0.00E+00	0.00E+00	0.00E+00
Rb-86	0.00E+00	1.21E+08	5.69E+07	0.00E+00	0.00E+00	0.00E+00	1.79E+07
Rb-88	0.00E+00	0.00E+00	0.00E+00	0.00E+00	0.00E+00	0.00E+00	0.00E+00
Rb-89	0.00E+00	0.00E+00	0.00E+00	0.00E+00	0.00E+00	0.00E+00	0.00E+00
Sr-89	2.44E+09	0.00E+00	7.00E+07	0.00E+00	0.00E+00	0.00E+00	2.91E+08
Sr-90	8.29E+10	0.00E+00	1.66E+09	0.00E+00	0.00E+00	0.00E+00	1.89E+09
Sr-91	2.83E+05	0.00E+00	1.12E+04	0.00E+00	0.00E+00	0.00E+00	1.28E+06
Sr-92	3.86E+02	0.00E+00	1.65E+01	0.00E+00	0.00E+00	0.00E+00	9.84E+03
Y-90	1.24E+04	0.00E+00	3.34E+02	0.00E+00	0.00E+00	0.00E+00	1.02E+08
Y-91m	4.41E-09	0.00E+00	1.69E-10	0.00E+00	0.00E+00	0.00E+00	2.08E-07
Y-91	1.15E+06	0.00E+00	3.07E+04	0.00E+00	0.00E+00	0.00E+00	4.70E+08
Y-92	8.42E-01	0.00E+00	2.43E-02	0.00E+00	0.00E+00	0.00E+00	2.31E+04

OFFSITE DOSE CALCULATION MANUAL

TABLE 10-19  
 $R_{io}$ , LEAFY VEGETABLE PATHWAY DOSE FACTORS – TEEN

NUCLIDE	BONE	LIVER	T. BODY	THYROID	KIDNEY	LUNG	G.I. TR.
Y-93	1.62E+02	0.00E+00	4.44E+00	0.00E+00	0.00E+00	0.00E+00	4.95E+06
Zr-95	2.39E+05	7.53E+04	5.18E+04	0.00E+00	1.11E+05	0.00E+00	1.74E+08
Zr-97	3.07E+02	6.08E+01	2.80E+01	0.00E+00	9.22E+01	0.00E+00	1.65E+07
Nb-95	4.16E+04	2.31E+04	1.27E+04	0.00E+00	2.24E+04	0.00E+00	9.86E+07
Nb-97	2.64E-06	6.55E-07	2.39E-07	0.00E+00	7.65E-07	0.00E+00	1.56E-02
Mo-99	0.00E+00	5.67E+06	1.08E+06	0.00E+00	1.30E+07	0.00E+00	1.02E+07
Tc-99m	2.71E+00	7.57E+00	9.81E+01	0.00E+00	1.13E+02	4.20E+00	4.97E+03
Tc-99	4.95E+06	7.28E+06	1.98E+06	0.00E+00	9.24E+07	7.52E+05	1.78E+08
Tc-101	0.00E+00	0.00E+00	0.00E+00	0.00E+00	0.00E+00	0.00E+00	0.00E+00
Ru-103	1.34E+06	0.00E+00	5.73E+05	0.00E+00	4.73E+06	0.00E+00	1.12E+08
Ru-105	4.93E+01	0.00E+00	1.91E+01	0.00E+00	6.22E+02	0.00E+00	3.98E+04
Ru-106	2.80E+07	0.00E+00	3.52E+06	0.00E+00	5.39E+07	0.00E+00	1.34E+09
Rh-105	1.21E+05	8.73E+04	5.72E+04	0.00E+00	3.71E+05	0.00E+00	1.11E+07
Ag-110m	1.52E+06	1.44E+06	8.78E+05	0.00E+00	2.75E+06	0.00E+00	4.05E+08
Sn-113	6.50E+06	1.30E+06	2.14E+07	6.27E+05	1.70E+06	7.66E+05	2.30E+08
Sn-117m	6.47E+06	2.79E+05	1.12E+07	5.20E+04	3.93E+05	9.51E+04	1.26E+08
Sb-122	6.51E+05	4.45E+05	7.19E+06	8.90E+04	2.91E+05	1.20E+05	7.53E+07
Sb-124	2.22E+07	4.09E+05	8.67E+06	5.04E+04	0.00E+00	1.94E+07	4.48E+08
Sb-125	1.76E+07	1.93E+05	4.12E+06	1.68E+04	0.00E+00	1.55E+07	1.37E+08
Te-125m	2.80E+07	1.01E+07	3.74E+06	7.83E+06	0.00E+00	0.00E+00	8.26E+07
Te-127m	8.99E+07	3.19E+07	1.07E+07	2.14E+07	3.65E+08	0.00E+00	2.24E+08
Te-127	5.67E+03	2.01E+03	1.22E+03	3.91E+03	2.30E+04	0.00E+00	4.38E+05
Te-129m	9.66E+07	3.59E+07	1.53E+07	3.12E+07	4.04E+08	0.00E+00	3.63E+08
Te-129	7.04E-04	2.63E-04	1.71E-04	5.03E-04	2.96E-03	0.00E+00	3.85E-03
Te-131m	9.97E+05	4.78E+05	3.99E+05	7.19E+05	4.99E+06	0.00E+00	3.84E+07
Te-131	1.22E-15	5.04E-16	3.82E-16	9.42E-16	5.34E-15	0.00E+00	1.00E-16
Te-132	4.09E+06	2.59E+06	2.44E+06	2.73E+06	2.48E+07	0.00E+00	8.20E+07
I-130	1.74E+05	5.04E+05	2.01E+05	4.11E+07	7.77E+06	0.00E+00	3.88E+05
I-131	3.58E+07	5.01E+07	2.69E+07	1.46E+10	8.63E+07	0.00E+00	9.92E+06
I-132	2.34E+01	6.11E+01	2.19E+01	2.06E+03	9.63E+01	0.00E+00	2.66E+01
I-133	9.65E+05	1.64E+06	4.99E+05	2.29E+08	2.87E+06	0.00E+00	1.24E+06
I-134	4.00E-05	1.06E-04	3.80E-05	1.77E-03	1.67E-04	0.00E+00	1.40E-06
I-135	1.70E+04	4.39E+04	1.63E+04	2.82E+06	6.93E+04	0.00E+00	4.86E+04
Cs-134	5.86E+08	1.38E+09	6.40E+08	0.00E+00	4.39E+08	1.67E+08	1.72E+07
Cs-134m	5.95E+00	1.23E+01	6.34E+00	0.00E+00	6.86E+00	1.20E+00	8.20E+00
Cs-136	2.89E+07	1.14E+08	7.64E+07	0.00E+00	6.19E+07	9.76E+06	9.15E+06
Cs-137	8.56E+08	1.14E+09	3.97E+08	0.00E+00	3.88E+08	1.51E+08	1.62E+07

OFFSITE DOSE CALCULATION MANUAL

TABLE 10-19  
 $R_{io}$ , LEAFY VEGETABLE PATHWAY DOSE FACTORS – TEEN

NUCLIDE	BONE	LIVER	T. BODY	THYROID	KIDNEY	LUNG	G-LLI
Cs-138	3.13E-11	6.01E-11	3.01E-11	0.00E+00	4.44E-11	5.16E-12	2.73E-14
Ba-139	2.82E-02	1.98E-05	8.20E-04	0.00E+00	1.87E-05	1.37E-05	2.51E-01
Ba-140	9.38E+07	1.15E+05	6.05E+06	0.00E+00	3.90E+04	7.73E+04	1.45E+08
Ba-141	0.00E+00	0.00E+00	0.00E+00	0.00E+00	0.00E+00	0.00E+00	0.00E+00
Ba-142	0.00E+00	0.00E+00	0.00E+00	0.00E+00	0.00E+00	0.00E+00	0.00E+00
La-140	1.81E+03	8.88E+02	2.36E+02	0.00E+00	0.00E+00	0.00E+00	5.10E+07
La-142	1.22E-04	5.41E-05	1.35E-05	0.00E+00	0.00E+00	0.00E+00	1.65E+00
Ce-141	6.58E+04	4.39E+04	5.04E+03	0.00E+00	2.07E+04	0.00E+00	1.26E+08
Ce-143	9.32E+02	6.79E+05	7.58E+01	0.00E+00	3.04E+02	0.00E+00	2.04E+07
Ce-144	4.65E+06	1.92E+06	2.50E+05	0.00E+00	1.15E+06	0.00E+00	1.17E+09
Pr-143	4.48E+04	1.79E+04	2.23E+03	0.00E+00	1.04E+04	0.00E+00	1.47E+08
Pr-144	0.00E+00	0.00E+00	0.00E+00	0.00E+00	0.00E+00	0.00E+00	0.00E+00
Nd-147	2.83E+04	3.08E+04	1.85E+03	0.00E+00	1.81E+04	0.00E+00	1.11E+08
Eu-152	1.73E+06	4.17E+05	3.68E+05	0.00E+00	1.94E+06	0.00E+00	1.54E+08
W-187	3.55E+04	2.89E+04	1.01E+04	0.00E+00	0.00E+00	0.00E+00	7.82E+06
U-235	8.16E+09	0.00E+00	4.97E+08	0.00E+00	1.91E+09	0.00E+00	5.93E+08
U-238	7.81E+09	0.00E+00	4.65E+08	0.00E+00	1.79E+09	0.00E+00	4.17E+08
Np-239	1.38E+03	1.31E+02	7.25E+01	0.00E+00	4.10E+02	0.00E+00	2.10E+07
Am-241	6.01E+09	2.29E+09	4.01E+08	0.00E+00	3.01E+09	0.00E+00	5.49E+08

OFFSITE DOSE CALCULATION MANUAL

TABLE 10-20  
 $R_{io}$ , LEAFY VEGETABLE PATHWAY DOSE FACTORS – CHILD

{m<sup>2</sup>-mrem/yr per  $\mu$ Ci/s (mrem/yr per  $\mu$ Ci/m<sup>3</sup> for <sup>3</sup>H-3 and <sup>14</sup>C)}

NUCLIDE	BONE	LIVER	T. BODY	THYROID	KIDNEY	LUNG	GI-LLI
H-3	0.00E+00	2.06E+02	2.06E+02	2.06E+02	2.06E+02	2.06E+02	2.06E+02
C-14	2.16E+05	4.33E+04	4.33E+04	4.33E+04	4.33E+04	4.33E+04	4.33E+04
F-18	6.88E+00	0.00E+00	6.83E-01	0.00E+00	0.00E+00	0.00E+00	1.86E+00
Na-22	2.88E+08	2.88E+08	2.88E+08	2.88E+08	2.88E+08	2.88E+08	2.88E+08
Na-24	3.69E+05	3.69E+05	3.69E+05	3.69E+05	3.69E+05	3.69E+05	3.69E+05
Sc-46	7.36E+04	1.01E+05	3.89E+04	0.00E+00	8.93E+04	0.00E+00	1.48E+08
P-32	1.96E+09	9.18E+07	7.56E+07	0.00E+00	0.00E+00	0.00E+00	5.42E+07
Cr-51	0.00E+00	0.00E+00	2.59E+04	1.44E+04	3.92E+03	2.62E+04	1.37E+06
Mn-54	0.00E+00	4.56E+07	1.21E+07	0.00E+00	1.28E+07	0.00E+00	3.83E+07
Mn-56	0.00E+00	1.82E+01	4.11E+00	0.00E+00	2.20E+01	0.00E+00	2.64E+03
Fe-55	4.90E+07	2.60E+07	8.05E+06	0.00E+00	0.00E+00	1.47E+07	4.81E+06
Fe-59	5.50E+07	8.89E+07	4.43E+07	0.00E+00	0.00E+00	2.58E+07	9.26E+07
Co-57	0.00E+00	2.05E+06	4.14E+06	0.00E+00	0.00E+00	0.00E+00	1.68E+07
Co-58	0.00E+00	6.58E+06	2.01E+07	0.00E+00	0.00E+00	0.00E+00	3.84E+07
Co-60	0.00E+00	2.37E+07	7.00E+07	0.00E+00	0.00E+00	0.00E+00	1.31E+08
Ni-63	2.81E+09	1.51E+08	9.57E+07	0.00E+00	0.00E+00	0.00E+00	1.01E+07
Ni-65	1.01E+02	9.51E+00	5.55E+00	0.00E+00	0.00E+00	0.00E+00	1.16E+03
Cu-64	0.00E+00	1.10E+04	6.64E+03	0.00E+00	2.65E+04	0.00E+00	5.16E+05
Zn-65	7.41E+07	1.97E+08	1.23E+08	0.00E+00	1.24E+08	0.00E+00	3.47E+07
Zn-69m	3.85E+04	6.56E+04	7.75E+03	0.00E+00	3.81E+04	0.00E+00	2.14E+06
Zn-69	1.02E-05	1.47E-05	1.36E-06	0.00E+00	8.91E-06	0.00E+00	9.26E-04
As-76	2.33E+05	6.48E+05	3.76E+06	2.20E+05	7.13E+05	2.20E+05	3.37E+07
Br-82	0.00E+00	0.00E+00	2.10E+06	0.00E+00	0.00E+00	0.00E+00	0.00E+00
Br-83	0.00E+00	0.00E+00	5.55E+00	0.00E+00	0.00E+00	0.00E+00	0.00E+00
Br-84	0.00E+00	0.00E+00	3.41E-11	0.00E+00	0.00E+00	0.00E+00	0.00E+00
Br-85	0.00E+00	0.00E+00	0.00E+00	0.00E+00	0.00E+00	0.00E+00	0.00E+00
Rb-86	0.00E+00	1.69E+08	1.04E+08	0.00E+00	0.00E+00	0.00E+00	1.08E+07
Rb-88	0.00E+00	0.00E+00	0.00E+00	0.00E+00	0.00E+00	0.00E+00	0.00E+00
Rb-89	0.00E+00	0.00E+00	0.00E+00	0.00E+00	0.00E+00	0.00E+00	0.00E+00
Sr-89	4.54E+09	0.00E+00	1.30E+08	0.00E+00	0.00E+00	0.00E+00	1.76E+08
Sr-90	1.29E+11	0.00E+00	2.59E+09	0.00E+00	0.00E+00	0.00E+00	1.15E+09
Sr-91	5.20E+05	0.00E+00	1.96E+04	0.00E+00	0.00E+00	0.00E+00	1.15E+06
Sr-92	7.08E+02	0.00E+00	2.84E+01	0.00E+00	0.00E+00	0.00E+00	1.34E+04
Y-90	2.30E+04	0.00E+00	6.17E+02	0.00E+00	0.00E+00	0.00E+00	6.56E+07
Y-91m	8.09E-09	0.00E+00	2.940E-10	0.00E+00	0.00E+00	0.00E+00	1.58E-05
Y-91	2.12E+06	0.00E+00	5.68E+04	0.00E+00	0.00E+00	0.00E+00	2.83E+08
Y-92	1.55E+00	0.00E+00	4.44E-02	0.00E+00	0.00E+00	0.00E+00	4.48E+04

OFFSITE DOSE CALCULATION MANUAL

TABLE 10-20  
 $R_{io}$ , LEAFY VEGETABLE PATHWAY DOSE FACTORS – CHILD

NUCLIDE	BONE	LIVER	T. BODY	THYROID	KIDNEY	LUNG	G-LLI
Y-93	2.98E+02	0.00E+00	8.19E+00	0.00E+00	0.00E+00	0.00E+00	4.45E+06
Zr-95	4.16E+05	9.14E+04	8.14E+04	0.00E+00	1.31E+05	0.00E+00	9.54E+07
Zr-97	5.61E+02	8.11E+01	4.78E+01	0.00E+00	1.16E+02	0.00E+00	1.23E+07
Nb-95	7.05E+04	2.74E+04	1.96E+04	0.00E+00	2.58E+04	0.00E+00	5.07E+07
Nb-97	4.80E-06	8.68E-07	4.05E-07	0.00E+00	9.63E-07	0.00E+00	2.68E-01
Mo-99	0.00E+00	7.74E+06	1.91E+06	0.00E+00	1.65E+07	0.00E+00	6.40E+06
Tc-99m	4.67E+00	9.16E+00	1.52E+02	0.00E+00	1.33E+02	4.65E+00	5.21E+03
Tc-99	9.16E+06	1.02E+07	3.66E+06	0.00E+00	1.20E+08	9.00E+05	1.07E+08
Tc-101	0.00E+00	0.00E+00	0.00E+00	0.00E+00	0.00E+00	0.00E+00	0.00E+00
Ru-103	2.38E+06	0.00E+00	9.14E+05	0.00E+00	5.99E+06	0.00E+00	6.15E+07
Ru-105	9.02E+01	0.00E+00	3.27E+01	0.00E+00	7.93E+02	0.00E+00	5.89E+04
Ru-106	5.17E+07	0.00E+00	6.45E+06	0.00E+00	6.98E+07	0.00E+00	8.04E+08
Rh-105	2.22E+05	1.19E+05	1.02E+05	0.00E+00	4.75E+05	0.00E+00	7.39E+06
Ag-110m	2.48E+06	1.68E+06	1.34E+06	0.00E+00	3.12E+06	0.00E+00	1.99E+08
Sn-113	1.14E+07	2.44E+06	3.74E+07	9.78E+05	2.59E+06	1.22E+06	4.17E+08
Sn-117m	1.26E+07	5.97E+05	1.96E+07	9.42E+04	6.05E+05	1.73E+05	2.28E+08
Sb-122	1.17E+06	7.00E+05	1.29E+07	1.53E+05	4.24E+05	1.99E+05	1.40E+08
Sb-124	3.95E+07	5.12E+05	1.38E+07	8.71E+04	0.00E+00	2.19E+07	2.47E+08
Sb-125	3.15E+07	2.43E+05	6.60E+06	2.92E+04	0.00E+00	1.76E+07	7.52E+07
Te-125m	5.16E+07	1.40E+07	6.88E+06	1.45E+07	0.00E+00	0.00E+00	4.98E+07
Te-127m	1.66E+08	4.48E+07	1.97E+07	3.98E+07	4.74E+08	0.00E+00	1.35E+08
Te-127	1.05E+04	2.82E+03	2.24E+03	7.24E+03	2.98E+04	0.00E+00	4.09E+05
Te-129m	1.79E+08	4.99E+07	2.77E+07	5.76E+07	5.25E+08	0.00E+00	2.18E+08
Te-129	1.30E-03	3.64E-04	3.09E-04	9.30E-04	3.81E-03	0.00E+00	8.12E-02
Te-131m	1.82E+06	6.30E+05	6.70E+05	1.30E+06	6.10E+06	0.00E+00	2.56E+07
Te-131	2.25E-15	6.86E-16	6.70E-16	1.72E-15	6.81E-15	0.00E+00	1.18E-14
Te-132	7.32E+06	3.24E+06	3.91E+06	4.72E+06	3.01E+07	0.00E+00	3.26E+07
I-130	3.06E+05	6.18E+05	3.19E+05	6.81E+07	9.24E+05	0.00E+00	2.89E+05
I-131	6.52E+07	6.56E+07	3.73E+07	2.17E+10	1.08E+08	0.00E+00	5.84E+06
I-132	4.15E+01	7.62E+01	3.50E+01	3.54E+03	1.17E+02	0.00E+00	8.97E+01
I-133	1.76E+06	2.18E+06	8.23E+05	4.04E+08	3.63E+06	0.00E+00	8.77E+05
I-134	7.10E-05	1.32E-04	6.07E-05	3.03E-03	2.02E-04	0.00E+00	8.74E-05
I-135	3.03E+04	5.45E+04	2.58E+04	4.83E+06	8.35E+04	0.00E+00	4.15E+04
Cs-134	1.01E+09	1.67E+09	3.51E+08	0.00E+00	5.16E+08	1.85E+08	8.98E+06
Cs-134m	1.06E+01	1.57E+01	1.02E+01	0.00E+00	8.26E+00	1.37E+00	1.98E+01
Cs-136	4.90E+07	1.35E+08	8.71E+07	0.00E+00	7.17E+07	1.07E+07	4.73E+06
Cs-137	1.55E+09	1.48E+09	2.19E+08	0.00E+00	4.83E+08	1.74E+08	9.28E+06
Cs-138	5.69E-11	7.92E-11	5.02E-11	0.00E+00	5.57E-11	5.99E-12	3.65E-11

OFFSITE DOSE CALCULATION MANUAL

---

TABLE 10-20  
 $R_{io}$ , LEAFY VEGETABLE PATHWAY DOSE FACTORS – CHILD

NUCLIDE	BONE	LIVER	T. BODY	THYROID	KIDNEY	LUNG	GI-LLI
Ba-139	5.19E-02	2.77E-05	1.50E-03	0.00E+00	2.42E-05	1.63E-05	3.00E+00
Ba-140	1.70E+08	1.49E+05	9.92E+06	0.00E+00	4.85E+04	8.88E+04	8.61E+07
Ba-141	0.00E+00	0.00E+00	0.00E+00	0.00E+00	0.00E+00	0.00E+00	0.00E+00
Ba-142	0.00E+00	0.00E+00	0.00E+00	0.00E+00	0.00E+00	0.00E+00	0.00E+00
La-140	3.25E+03	1.13E+03	3.82E+02	0.00E+00	0.00E+00	0.00E+00	3.16E+07
La-142	2.21E-04	7.04E-05	2.20E-05	0.00E+00	0.00E+00	0.00E+00	1.39E+01
Ce-141	1.22E+05	6.06E+04	9.00E+03	0.00E+00	2.66E+04	0.00E+00	7.56E+07
Ce-143	1.72E+03	9.31E+05	1.35E+02	0.00E+00	3.91E+02	0.00E+00	1.36E+07
Ce-144	8.60E+06	2.69E+06	4.59E+05	0.00E+00	1.49E+06	0.00E+00	7.03E+08
Pr-143	8.32E+04	2.50E+04	4.13E+03	0.00E+00	1.35E+04	0.00E+00	8.97E+07
Pr-144	0.00E+00	0.00E+00	0.00E+00	0.00E+00	0.00E+00	0.00E+00	0.00E+00
Nd-147	5.22E+04	4.23E+04	3.27E+03	0.00E+00	2.32E+04	0.00E+00	6.70E+07
Eu-152	2.69E+06	4.91E+05	5.83E+05	0.00E+00	2.07E+06	0.00E+00	8.06E+07
W-187	6.45E+04	3.82E+04	1.71E+04	0.00E+00	0.00E+00	0.00E+00	5.37E+06
U-235	1.52E+10	0.00E+00	9.18E+08	0.00E+00	2.49E+09	0.00E+00	3.56E+08
U-238	1.45E+10	0.00E+00	8.60E+08	0.00E+00	2.32E+09	0.00E+00	2.51E+08
Np-239	2.56E+03	1.84E+02	1.29E+02	0.00E+00	5.31E+02	0.00E+00	1.36E+07
Am-241	6.17E+09	2.76E+09	4.40E+08	0.00E+00	2.69E+09	0.00E+00	3.30E+08



OFFSITE DOSE CALCULATION MANUAL

TABLE 10-21  
*R<sub>io</sub>*, GROUND PLANE PATHWAY DOSE FACTORS

(m<sup>2</sup>-mrem/yr per µCi/s)

NUCLIDE	TOTAL BODY AND ORGANS
H-3	0.00E+00
C-14	0.00E+00
F-18	7.87E+05
Na-22	2.00E+10
Na-24	1.19E+07
Sc-46	1.65E+09
P-32	0.00E+00
Cr-51	4.66E+06
Mn-54	1.38E+09
Mn-56	9.04E+05
Fe-55	0.00E+00
Fe-59	2.72E+08
Co-57	3.18E+08
Co-58	3.79E+08
Co-60	2.16E+10
Ni-63	0.00E+00
Ni-65	2.97E+05
Cu-64	6.07E+05
Zn-65	7.46E+08
Zn-69m	2.41E+06
Zn-69	0.00E+00
As-76	4.74E+06
Br-82	3.83E+07
Br-83	4.90E+03
Br-84	2.03E+05
Br-85	0.00E+00
Rb-86	8.99E+06
Rb-88	3.29E+04
Rb-89	1.23E+05
Sr-89	2.16E+04
Sr-90	9.24E+06
Sr-91	2.15E+06
Sr-92	7.77E+05

NUCLIDE	TOTAL BODY AND ORGANS
Y-90	4.49E+03
Y-91m	1.00E+05
Y-91	1.07E+06
Y-92	1.81E+05
Y-93	1.85E+05
Zr-95	2.45E+08
Zr-97	2.94E+06
Nb-95	1.36E+08
Nb-97	3.37E+05
Mo-99	3.99E+06
Tc-99m	1.84E+05
Tc-99	3.02E+06
Tc-101	2.04E+04
Ru-103	1.08E+08
Ru-105	6.37E+05
Ru-106	4.27E+08
Rh-105	1.15E+06
Ag-110m	3.44E+09
Sn-113	2.50E+07
Sn-117m	2.09E+07
Sb-122	1.21E+07
Sb-124	1.05E+09
Sb-125	4.27E+09
Te-125m	1.55E+06
Te-127m	9.17E+04
Te-127	3.00E+03
Te-129m	1.98E+07
Te-129	2.62E+04
Te-131m	8.67E+06
Te-131	2.92E+04
Te-132	4.16E+06
I-130	5.51E+06
I-131	1.72E+07

NUCLIDE	TOTAL BODY AND ORGANS
I-132	1.24E+06
I-133	2.45E+06
I-134	4.47E+05
I-135	2.51E+06
Cs-134	6.88E+09
Cs-134m	3.19E+04
Cs-136	1.51E+08
Cs-137	1.03E+10
Cs-138	3.59E+05
Ba-139	1.07E+05
Ba-140	2.05E+07
Ba-141	4.18E+04
Ba-142	4.49E+04
La-140	1.93E+07
La-142	7.36E+05
Ce-141	1.37E+07
Ce-143	2.32E+06
Ce-144	6.97E+07
Pr-143	0.00E+00
Pr-144	1.84E+03
Nd-147	8.40E+06
Eu-152	2.98E+10
W-187	2.36E+06
U-235	5.72E+09
U-238	2.13E+07
Np-239	1.71E+06
Am-241	1.05E+09

OFFSITE DOSE CALCULATION MANUAL

---

11.0 DETERMINATION OF TOTAL DOSE

The purpose of this section is to describe the method used to calculate the cumulative dose contributions from liquid and gaseous effluents in accordance with PBNP Technical Specifications for total dose. This method can also be used to demonstrate compliance with the Environmental Protection Agency (EPA) 40CFR190, "Environmental Standards for the Uranium Fuel Cycle".

Compliance with the PBNP Technical Specification dose objectives for the maximum individual demonstrates compliance with the EPA limits to any MEMBER OF THE PUBLIC, since the design dose objectives from 10CFR50, Appendix I are much lower than the 40CFR190 dose limits to the general public. With the calculated doses from the releases of radioactive materials in liquid or gaseous effluents exceeding twice the limits outlined in Sections 6.2.1, 7.2.1 and 7.3.1, a special analysis shall be performed. The purpose of this analysis is to demonstrate if the total dose to any MEMBER OF THE PUBLIC (real individual) from all URANIUM FUEL CYCLE sources (including direct radiation contributions from the reactor units and from outside storage areas and from all real pathways) is limited to less than or equal to 25 mrem per year to the total body or any organ, except the thyroid, which is limited to 75 mrem per year.

If required, the total dose to a MEMBER OF THE PUBLIC will be calculated for all significant effluent release points for all real pathways including direct radiation. As necessary, effluent releases from Kewaunee Nuclear Power Plant must also be considered due to its proximity. Calculations will be based on the equations in Sections 9.2, 10.5, 10.6 with the exception that usage factors and other site specific parameters may be modified using more realistic assumptions, where appropriate.

The direct radiation component from the facility can be determined using environmental TLD results. These results will be corrected for natural background and for actual occupancy time of any areas accessible to the general public at the location of maximum direct radiation. It is recognized that by including the results from the environmental TLDs into the sum of total dose component, the direct radiation dose may be overestimated. The TLD measurements may include the exposure from noble gases, ground plane deposition, and shoreline deposition, which have already been included in the summation of the significant dose pathways to the general public. However, this conservative method can be used, if required, as well as any other method for estimating the direct radiation dose from contained radioactive sources within the facility. The methodology used to incorporate the direct radiation component into total dose estimates will be outlined whenever total doses are reported.

Therefore, the total dose will be determined based on the most realistic site specific data and parameters to assess the real dose to any MEMBER OF THE PUBLIC.

OFFSITE DOSE CALCULATION MANUAL

---

12.0 RADIOLOGICAL ENVIRONMENTAL MONITORING PROGRAM

12.1 REMP Administration

12.1.1 Definition and Basis

Radiological environmental monitoring is the measurement of radioactivity in samples collected from the atmospheric, aquatic and terrestrial environment around the Point Beach Nuclear Plant (PBNP). Monitoring radioactivity in effluent streams at or prior to the point of discharge to the environment is not part of the Radiological Environmental Monitoring Program (REMP).

The REMP is designed to fulfill the requirements of 10 CFR 20.1302, PBNP GDC 17, and Sections IV.B.2 and IV.B.3 of Appendix I to 10 CFR 50. Technical Specification 5.5.1.b requires the Offsite Dose Calculation Manual (ODCM) to contain the radiological environmental monitoring activities.

No significant radionuclide concentrations of plant origin are expected in the plant environs because radioactivity in plant effluent is continuously monitored to ensure that releases are well below levels which are considered safe upper limits. The REMP is conducted to demonstrate compliance with applicable standards, to assess the radiological environmental impact of PBNP operations, and to monitor the efficacy of in plant effluent controls. The REMP, as outlined in Table 12-2 through Table 12-3 is designed to provide sufficient sample types and locations to detect and to evaluate changes in environmental radioactivity.

Radioactivity is released in liquid and gaseous effluents. Air samplers and thermoluminescent dosimeters placed at various locations provide means of detecting changes in environmental radioactivity as a result of plant releases to the atmosphere. Sampling of vegetation is conducted to determine changes in radiological conditions at the base of the food chain because the land around PBNP is used for farming. Sampling of area-produced milk is conducted because dairy farming is a major industry in the area. Land in the vicinity of PBNP is used for farming, dairy purposes, and solar power projects.

Water and fish are analyzed to monitor radionuclide levels in Lake Michigan in the vicinity of PBNP. Because of the migratory behavior of fish, fish sampling is of minimal value for determining radiological impact specifically related to the operation of the Point Beach Nuclear Plant. However, fish sampling is carried out in order to monitor the status of radioactivity in fish in the vicinity of Point Beach.

Vegetation and fish sampling frequencies are qualified on an "as available" basis recognizing that certain biological samples may occasionally be unavailable due to environmental conditions.

OFFSITE DOSE CALCULATION MANUAL

---

12.1.2 Responsibilities

a. Chemistry Functions

Chemistry together with Regulatory Affairs (RA) provides the Plant Manager with the technical, regulatory, licensing, and administrative support necessary for the implementation of the program. The Chemistry administrative functions relating to the REMP fall into the six broad areas outlined below.

1. Program Scope

The scope of the REMP is determined by the cognizant Chemist based on radiological principles for the fulfillment of PBNP Technical Specifications (TS) and the applicable Federal Regulations. Based on the scope, the ODCM is written to accomplish the collection and analyses of the necessary environmental samples, and revised as necessary to conform to changes in procedures and scope. Chemistry monitors the REMP effectiveness and compliance with TS and with the procedures and directives in the ODCM. In order to verify compliance with TS, Nuclear Oversight arranges for program audits and Supplier Assessments of the contracted radioanalytical laboratory. Chemistry reviews the REMP annually via the Annual Monitoring Report.

2. Record Keeping

The monthly radioanalytical results from the contracted laboratory are reviewed by Chemistry and one copy of the monthly radioanalytical results from the contracted laboratory is kept for the lifetime of the plant. The vendors monthly reports are cumulative (e.g. The September report contains all the results from January-September). The cognizant Chemist reviews the current months results and sends the reviewed report to plants records for retention.

3. Data Monitoring

Chemistry reviews the monthly analytical results from the vendor. Trends, if any, are noted. Any resulting corrections, modifications and additions to the data are made by Chemistry. Inconsistencies are investigated by Chemistry with the cooperation of Radiation Protection (RP) and contractor personnel, as required. Radioactivity levels in excess of administrative notification levels would be evaluated and notifications made, as appropriate, in accordance with applicable fleet policies and procedures (LI-AA-102-1001).

OFFSITE DOSE CALCULATION MANUAL

---

4. Data Summary

Pursuant to TS 5.6.2, REMP results shall be summarized annually for inclusion in the PBNP Annual Monitoring Report. This summary advises the Plant Manager of the radiological status of the environment in the vicinity of PBNP. The summary shall include the numbers and types of samples as well as the averages, statistical confidence limits and the ranges of analytical results. Methods used in summarizing data are at the discretion of Chemistry.

5. Contractor Communications

Communication with the contractor regarding data, analytical procedures, lower limits of detection, notification levels and contractual matters are normally conducted by Chemistry. Communication regarding sample shipment may be done by either RP or Chemistry as appropriate.

6. Reportable Items

Chemistry shall generate reports related to the operation of the REMP. The material included shall be sufficient to fulfill the objectives outlined in Sections IV.B.2 and IV.B.3 of Appendix I to 10 CFR 50. The following items specific to the REMP are required to be reported in the PBNP Annual Monitoring Report:

- (a) Summary and discussion of monitoring results including number and type of samples and measurements, and all detected radionuclides, except for naturally occurring radionuclides;
- (b) Unavailable, missing, and lost samples and plans to prevent recurrence and comments on any significant portion of the REMP not conducted as indicated in Table 12-3.
- (c) New or relocated sampling locations and reason for change;
- (d) LLDs that are higher than specified in Table 12-1 and factors contributing to inability to achieve specified LLDs;
- (e) Notification that the analytical laboratory does not participate in an interlaboratory comparison program and corrective action taken to preclude a recurrence; and

OFFSITE DOSE CALCULATION MANUAL

---

- (f) Results of the annual milk sampling program land use census "milk survey" to visually verify that the location of grazing animals in the vicinity of the PBNP site boundary so as to ensure that the milk sampling program remains as conservative as practicable.
- (g) The annual results from the contracted REMP analytical laboratory as well as the laboratory's analytical QA/QC results, in-house blanks, interlaboratory comparisons, etc., shall be submitted to the NRC, via the Annual Monitoring Report.

b. Non-Chemistry Functions

The primary responsibility for the implementation of the PBNP REMP and for any actions to be taken at PBNP, based on the results of the program, resides with the Plant Manager.

1. Manual control and distribution

The distribution of the PBNP Offsite Dose Calculation Manual is the responsibility of Document Control.

2. Program coordination

The daily operation of the program is conducted by PBNP Radiation Protection personnel, and other qualified personnel as required, under the supervision of an RP staff member who consults, as needed, with Chemistry. The daily administrative functions of the RP Management Employee address those functions required for the effective operation of the PBNP Radiological Environmental Monitoring Program. These administrative functions include the following:

- (a) Ensuring that samples are obtained in accordance with the type and frequency in Table 12-3 following procedures outlined in this manual;
- (b) Ensuring adequate sampling supplies and calibrated, functional equipment are available at all times;
- (c) Ensuring that air sampling pumps are maintained, repaired and calibrated as required and that an adequate number of backup pumps are readily available at all times;

OFFSITE DOSE CALCULATION MANUAL

---

- (d) Reporting lost or unavailable samples, as well as other potential deviations from the sampling regime in Table 12-3 will be documented via the radiological environmental sampling checklist forms and Corrective Action Program. Deviations are to be communicated to the cognizant Chemist.
- (e) As a courtesy to the State of Wisconsin, Point Beach assists in obtaining samples at co-located and other sampling sites (this is not a TS requirement); and
- (f) Assisting Chemistry, as necessary, with investigations into elevated radioactivity levels in environmental samples.

12.1.3 Quality Assurance / Quality Control

Quality assurance is an integral part of PBNP's Radiological Environmental Monitoring Program. The QATR commits PBNP to Reg. Guide 4.15, Quality Assurance for Radiological Monitoring Programs (Inception through Normal Operation to License Termination) – Effluent Streams and the Environment. The REMF involves the interaction of Chemistry and the contracted analytical laboratory. The contracted vendor shall participate in an interlaboratory comparison program. The laboratory is audited periodically, either by PBNP or by an independent third party.

Quality control for the PBNP portion of the Radiological Environmental Monitoring Program is achieved by following the procedures contained in this manual. Radiation Protection Technologists (RPTs) collect, package and ship environmental samples under the supervision of Radiation Protection supervisors. They are advised by Radiation Protection Management who has immediate responsibility for the overall technical operation of the environmental sampling functions. The RPTs receive classroom training as well as on-the-job training in carrying out these procedures.

An audit of the PBNP Radiological Environmental Monitoring Program and its results shall be completed periodically as a means of monitoring program effectiveness and assuring compliance with program directives. The audit shall be performed in accordance with Section 2.4.

OFFSITE DOSE CALCULATION MANUAL

---

12.2 REMP Implementation

12.2.1 Program Overview

a. Purpose

No significant or unexpected radionuclide concentrations of plant origin are expected because each normal effluent pathway at PBNP is monitored at or before the release point. However, the REMP is conducted to verify that plant operations produce no significant radiological impact on the environment and to demonstrate compliance with applicable standards.

b. Samples

Samples for the REMP are obtained from the aquatic, terrestrial and atmospheric environment. The sample types represent key indicators or critical pathways which have been identified by applying radiological principles from NRC and other guidance documents to the PBNP environment.

c. Monitoring Sensitivity

The effectiveness of the REMP in fulfilling its purpose depends upon the ability to accurately determine the nature and origins of fluctuations in low levels of environmental radioactivity. This requires a high degree of sensitivity so that it is possible to correctly discriminate between fluctuations in background radiation levels and levels of radioactivity that may be attributable to the operation of PBNP. Therefore, personnel actively participating in the monitoring program should make every effort to minimize the possibility of contaminating environmental samples and to obtain samples of the appropriate size.

12.2.2 Program Parameters

a. Contamination Avoidance

Contamination prevents the accurate quantification of environmental radioactivity and the correct differentiation between fluctuating background radioactivity and levels of radioactivity attributable to the operation of PBNP. Therefore, it is necessary that all personnel associated with collecting and handling radiological environmental samples take the appropriate precautions to minimize the possibility of contaminating the samples. Some of the precautions that should be taken and which will help to minimize contamination are listed below:



OFFSITE DOSE CALCULATION MANUAL

---

1. Equipment which has been in the radiologically controlled area, even if released clean, should not normally be used in conjunction with radiological environmental monitoring. An exception to this is the Health Physics Test Instrument (HPTI) equipment used to calibrate the air flow calibrator.
2. Store sampling equipment in radiologically clean areas only;
3. Store radiological environmental samples only in radiologically clean areas when samples cannot be shipped to the contractor on the same day they are collected;
4. Treat each sample as a possible source of contamination for other samples so as to minimize the possibility of cross-contamination;
5. Radiological environmental monitoring equipment should be repaired in clean-side shops;
6. Avoid entering contaminated areas prior to collecting environmental samples.

b. Lower Limit of Detection

The sensitivity required for a specific analysis of an environmental sample is defined in terms of the lower limit of detection (LLD). The LLD is the smallest concentration of radioactive material in a sample that will yield a net count, above system background, that will be detected with a 95% probability and have only a 5% probability of falsely concluding that a blank observation represents a real signal. Mathematically, the LLD is defined by the formula:

$$LLD = \frac{4.66S_b}{E \times V \times 2.22 \times Y \times e^{-\lambda \Delta T}} \quad [12-1]$$

Where:  $LLD$  = The a priori lower limit of detection in picocuries per unit volume or mass, as applicable  
 $S_b$  = The standard deviation of the background counting rate or the counting rate of a blank sample, as appropriate, in counts per minutes  
 $E$  = counting efficiency in counts per disintegration;  
 $V$  = sample size in units of volume or mass, as applicable;  
 $2.22$  = number of disintegrations per minute per picocurie;  
 $Y$  = the fractional chemical yield as applicable;  
 $\lambda$  = the radioactive decay constant for the particular radionuclide; and  
 $\Delta T$  = the elapsed time between sample collection, or the end of the collection period, and the time of counting.

OFFSITE DOSE CALCULATION MANUAL

---

Typical values of E, V, Y, and  $\Delta T$  are used to calculate the LLD. As defined, the LLD is an *a priori* limit representing the capability of a measuring system and not an *a posteriori* limit for a particular measurement.

The required analysis for each environmental sample and the highest acceptable LLD associated with each analysis are listed in Table 12-1. Whenever LLD values lower than those specified in Table 12-1 are reasonably achievable, the analytical contractor for the radiological environmental samples will do so. When the LLDs listed in Table 12-1 are not achieved, a description of the factors contributing to the higher LLD shall be reported in the next PBNP Annual Monitoring Report.

c. Notification Levels

The Notification Level (NL) is that measured quantity of radioactivity in an environmental sample which, when exceeded, requires a notification of such an occurrence be made to the appropriate party. Regulatory and administrative notification levels are listed in Table 12-1.

1. Regulatory notification levels

The regulatory notification levels listed in Table 12-1 represent the concentration levels at which NRC notification is required. If a measured level of radioactivity in any radiological environmental monitoring program sample exceeds the regulatory notification level listed in Table 12-1, resampling and/or reanalysis for confirmation shall be completed within 30 days of the determination of the anomalous result. If the confirmed measured level of radioactivity remains above the notification level, a written report shall be submitted to the NRC. If more than one of the radionuclides listed in Table 12-1 are detected in any environmental medium, a weighted sum calculation shall be performed if the measured concentration of a detected radionuclide is greater than 25% of the notification levels. For those radionuclides with LLDs in excess of 25% of the notification level, a weighted sum calculation needs to be performed only if the reported value exceeds the LLD. Radionuclide concentration levels, called Weighted Sum Action Levels, which trigger a weighted sum calculation, are listed in Table 12-1.

The weighted sum is calculated as follows:

$$\frac{\text{concentration (1)}}{\text{notification level (1)}} + \frac{\text{concentration (2)}}{\text{notification level (2)}} + \dots = \text{weighted sum} \quad [12-2]$$

OFFSITE DOSE CALCULATION MANUAL

---

If the calculated weighted sum is equal to or greater than 1, resampling and/or reanalysis for confirmation shall be completed within 30 days of the determination of the anomalous result. If the confirmed calculated weighted sum remains equal to or greater than 1, see Section 12.1.2.a.3 for notification guidance. This calculation requirement and report is not required if the measured level of radioactivity was not the result of plant effluents.

2. Administrative notification levels

The administrative notification levels are the concentration levels at which the contracted analytical laboratory promptly notifies the cognizant Chemistry Specialist by phone, followed by a formal written communication. The administrative notification levels are lower than the NRC regulatory notification levels and lower than, or equal to, the weighted sum action levels so the nature and origin of the increased level of environmental radioactivity may be ascertained and corrective actions taken, if required.

d. Sampling Locations

A list of sampling locations and the corresponding location codes appear in Table 12-2. The locations are shown in Figure 12-1 through Figure 12-3. If samples become unavailable from specified sample locations, new locations for obtaining replacement samples shall be identified and added to the Radiological Environmental Monitoring Program. If milk or vegetation samples become unavailable from the specified sampling locations, new sampling locations will be identified within 30 days. The specific locations where samples were unavailable may be deleted from the monitoring program in accordance with established provisions for assessing changes. Any significant changes in existing sampling location and the criteria for the change shall be reported in the Annual Monitoring Report for the period in which the change occurred. Additional sampling locations may be designated if deemed necessary by cognizant company personnel. Figures and tables in this manual shall be revised to reflect the changes.

e. Sampling Media and Frequency

The minimum sampling frequency for the environmental media required by the PBNP REMP is found in Table 12-3. Additional samples may be collected in response to plant conditions as determined by the cognizant Chemistry Analyst. Additionally, the REMP also includes the sampling of soil and shoreline sediment, which were not part of the PBNP RETS but kept for continuity with the preoperational monitoring program.

OFFSITE DOSE CALCULATION MANUAL

---

Samples are collected pursuant to HPIP 3.58.1, Radiological Environmental Sampling, which uses a monthly checklist to ensure that all the samples for the month are collected. The checklists also identify the schedule for the annual milk survey.

It is recognized that on occasions samples will be lost or that samples cannot be collected at the specified frequency because of hazardous conditions, seasonable unavailability, automatic sampling equipment malfunctions and other legitimate reasons. Reasonable efforts will be made to recover lost or missed samples if warranted and appropriate. If samples are not obtained at the indicated frequency or location, the reasons or explanations for deviations from the sampling frequency specified in Table 12-3 shall be documented in an AR and reported in the AMR.

f. Sample Analyses and Frequency

The PBNP REMP samples shall be analyzed for designated parameters at the frequency listed in Table 12-3. Additional samples may be collected in response to plant conditions. Gamma isotopic analysis means the identification and quantification of gamma-emitting radionuclides that may be attributable to effluents from PBNP. Typically, this entails the scanning of the spectrum from 80 to 2048 KeV and decay correcting identified radionuclides to the time of collection. The analysis specifically includes, but is not limited to, Mn-54, Fe-59, Zn-65, Co-58, Co-60, Zr/Nb-95, Ru-103, I-131, Cs-134, Cs-137, Ba/La-140, Ce-141, and Ce-144.

g. Analytical Laboratory

The contracted laboratory performs the analyses in such a manner as to attain the desired LLDs. The contracted laboratory participates in an inter-laboratory comparison crosscheck program.

The laboratory is responsible for providing prompt notification to the cognizant Chemist regarding any samples found to exceed the administrative notification levels as identified in Table 12-1.

12.2.3 Assistance to the State of Wisconsin (Non-Technical Specification Activity)

As a courtesy and convenience, PBNP personnel obtain certain environmental samples for the Section of Radiation Protection, Department of Health and Family Services of the State of Wisconsin.

OFFSITE DOSE CALCULATION MANUAL

---

12.2.4 Specification of Sampling Procedures

General radiological environmental sampling procedures follow the directives presented in Sections 12.1 and 12.2. Station procedures provide the specific information for the collection of the following samples:

- Vegetation
- Thermoluminescent Dosimeters (TLDs)
- Lake water
- Well water
- Air
- Milk
- Fish
- Soil (not part of PBNP RETS,10-3-1985)
- Shoreline sediment (not part of PBNP RETS,10-3-1985)

12.2.5 Milk Survey

The milk sampling program is reviewed annually, including a visual verification of animal grazing in the vicinity of the site boundary, to ensure that sampling locations remain as conservative as practicable. The verification is conducted each summer by cognizant PBNP personnel. Because it is already assumed that milk animals may graze up to the site boundary, it is only necessary to verify that these animals have not moved onto the site. No animal census is required. Upon completion of the visual check, a memo will be generated to document the review and the memo sent to file. To ensure performance of the annual verification, "milk review" is identified on the sampling checklist.

12.2.6 Land Use Census

A land use census is conducted in the vicinity of PBNP on a periodic basis, approximately every 3 years. The land use census is conducted during the growing season. The objective of the land use census is to determine if there have been any changes in land use, receptor locations, or if there are new exposure pathways.

OFFSITE DOSE CALCULATION MANUAL

TABLE 12-1  
SAMPLE TYPES AND ASSOCIATED LOWER LEVEL OF DETECTION (LLD) AND  
NOTIFICATION LEVEL VALUES

SAMPLE TYPE	REPORTING UNIT	PARAMETER	LLD <sup>1</sup>	NOTIFICATION LEVELS	
				NRC	PBNP <sup>2</sup> (ADMIN.)
Vegetation	pCi/g (wet)	Cs-137	0.08	2	0.40
		Cs-134	0.06	1	0.20
		I-131	0.06	0.1	0.06
		Other <sup>3</sup>	0.25	---	2.0
Shoreline Sediment and Soil <sup>5</sup>	pCi/g (dry)	Cs-134/137	0.15/0.18	---	20
		Other <sup>3</sup>	0.15	---	20
Fish	pCi/g (wet)	Cs-137	0.15	2	0.40
		Cs-134	0.13	1	0.20
		Co-58	0.13	30	3
		Co-60	0.13	10	1
		Mn-54	0.13	30	3
		Fe-59	0.26	10	1
		Zn-65	0.26	20	2
		Other <sup>3</sup>	0.5	---	6
Milk	pCi/L	Sr-89 <sup>5</sup>	5	---	100
		Sr-90 <sup>5</sup>	1	---	100
		I-131	0.5 <sup>7</sup>	3	0.5
		Cs-134	15 (5)	60	15
		Cs-137	18 (5)	70	18
		Ba-La-140	15 (5)	300	30
		Other <sup>3</sup>	15	---	30
Air Filter <sup>6</sup>	pCi/m <sup>3</sup>	Gross beta	0.01	---	1.0
		I-131	0.07 (0.03)	0.9	0.09
		Cs-137	0.06	20	2.0
		Cs-134	0.05	10	1.0
		Other <sup>3</sup>	0.1	---	1.0
TLDs	mR/7 days	Gamma	1mR/TLD	---	5mR/7 days

OFFSITE DOSE CALCULATION MANUAL

TABLE 12-1  
SAMPLE TYPES AND ASSOCIATED LOWER LEVEL OF DETECTION (LLD) AND  
NOTIFICATION LEVEL VALUES

SAMPLE TYPE	REPORTING UNIT	PARAMETER	LLD	NOTIFICATION LEVELS	
				NRC	PBNP <sup>2</sup> (ADMIN)
Lakewater <sup>4</sup> and Well Water	pCi/L from Total Solids	Gross beta	4	---	100
	pCi/L	Cs-134	15 (10)	30	15
		Cs-137	18 (10)	50	18
		Fe-59	30	400	40
		Zn-65	30	300	30
		Zr-Nb-95	15	400	40
		Ba-La-140	15	200	20
		Co-58	15 (10)	1,000	100
		Co-60	15 (10)	300	30
		Mn-54	15 (10)	1,000	100
		I-131	1 (0.5)	2	2
		Other <sup>3</sup>	30	---	100
		H-3 <sup>4</sup> (Lakewater)	3,000 (200)	30,000	3,000
		H-3 (Well Water)	2,000 (200)	20,000	3,000
		Sr-89 <sup>5</sup>	10 (5)	---	50
		Sr-90 <sup>5</sup>	2 (1)	---	20

NOTE 1: The LLDs in this column are the maximum acceptable values. The values in parentheses are the administrative LLDs.

NOTE 2: Values in this column are not technical specifications.

NOTE 3: "Other" refers to non-specified identifiable gamma emitters resulting from the operation of PBNP. Naturally occurring radionuclides are not included.

NOTE 4: No drinking water.

NOTE 5: Items not required by PBNP RETS (10-3-1985) or NUREG-1301 but kept in the REMP for comparison to pre-operational and historical data.

NOTE 6: All particulate filters shall be allowed to decay for at least 24 hours after sampling to allow for radon and radon-daughter decay prior to gross  $\beta$  analysis.

NOTE 7: Lower than NUREG-1301 value 1 pCi/L to support PBNP's sampling frequency.

OFFSITE DOSE CALCULATION MANUAL

TABLE 12-2  
RADIOLOGICAL ENVIRONMENTAL SAMPLING LOCATIONS

LOCATION CODE	LOCATION DESCRIPTION
E-01	Primary Meteorological Tower, South of the plant
E-02	Site Boundary Control Center - East Side of Building
E-03	Tapawingo Road, about 0.4 Miles West of Lakeshore Road
E-04	North Boundary
E-05	Two Creeks Park, the TLD is on South side of Two Creeks Road, West of Lakeshore Road on first pole West of Lakeshore.
E-06	Point Beach State Park - Water and shoreline sediment samples near the Coast Guard Station; soil and vegetation from the Point Beach State Park campground area N of the Coast Guard Station and on the West side of County Road O; TLD located South of lighthouse on telephone pole.
E-07	WPSC Substation on County Rt. V, about 0.5 Miles West of Hwy. 42
E-08	G. J. Francar Property, at the SE Corner of the Intersection of Cty. B and Zander Road
E-09	Nature Conservancy, East side of Hwy 42. Corner of Hwy 42 and Cty. BB. On pole North side of Entrance.
E-10	PBNP Site Well
E-11	Lambert Dairy Farm, 1523 Tapawingo Road, 0.5 miles West of Saxonburg Road
E-12	Discharge Flume / Pier, U-1 side
E-13	Pumphouse
E-14	South Boundary, about 0.2 miles East of Site Boundary Control Center
E-15	SW Corner of Site, N side of Nuclear Rd at junction with Twin Elder Rd.
E-16b	Pole #2124 23L17, Third pole (beside white underground cable post) N of old E-16 pole at residence 14427 Hwy 42
E-17	North of Mishicot, Cty. B and Assman Road, NE Corner of Intersection
E-18	NW of Two Creeks at Zander and Tannery Roads
E-20	Reference Location, 17 miles SW, at Holy Family Convent Property
E-21	Local Dairy Farm just South of Site (R. Strutz) on Lakeshore and Irish Roads
E-22	West Side of Hwy. 42, about 0.25 miles North of Johanek Road
E-23	Greenfield Lane, about 4.5 Miles South of Site, 0.5 Miles East of Hwy. 42
E-24	North Side of County Rt. V, near intersection of Saxonburg Road
E-25	South Side of County Rt. BB, about 0.5 miles West of Norman/Saxonberg Road



OFFSITE DOSE CALCULATION MANUAL

---

TABLE 12-2  
RADIOLOGICAL ENVIRONMENTAL SAMPLING LOCATIONS

LOCATION CODE	LOCATION DESCRIPTION
E-26b	804 Tapawingo Road, Pole #2124 18L17, Second Pole East of Cty. B. North Side of Road
E-27	NE corner of Saxonburg and Nuclear Roads, about 4 Miles WSW
E-28	TLD on westernmost pole between the 2nd and 3rd parking lots,
E-29	On microwave tower fence
E-30	NE corner at Intersection of Tapawingo and Lakeshore Roads.
E-31	On utility pole North side of Tapawingo Road closest to the gate at the West property line
E-32	On a conduit/pole located near the junction of property lines, about 500 feet east of the west gate in line with first designated treeline on Tapawingo Road and about 1200 feet south of Tapawingo Road. The location is almost under the power lines between the blue and gray transmission towers. (The conduit/pole is about 6 feet high).
E-38	On tree West of former Retention Pond site
E-39	On tree East of former Retention Pond site
E-40	Local Dairy Farm (Barta), about 1.8 miles north of intersection of Highway 42 and Nuclear Road (Manitowoc County), on West side of Highway 42.
E-41	NW corner of Woodside and Nuclear Roads (Kewaunee Co.)
E-42	NW corner of Church and Division, East of Mishicot
E-43	West Side of Tannery Road South of Elmwood (7th pole South of Elmwood)
E-44	Utility Pole N side of Tapawingo Rd near house at 5011
E-TC	Transportation Control; Reserved for TLDs

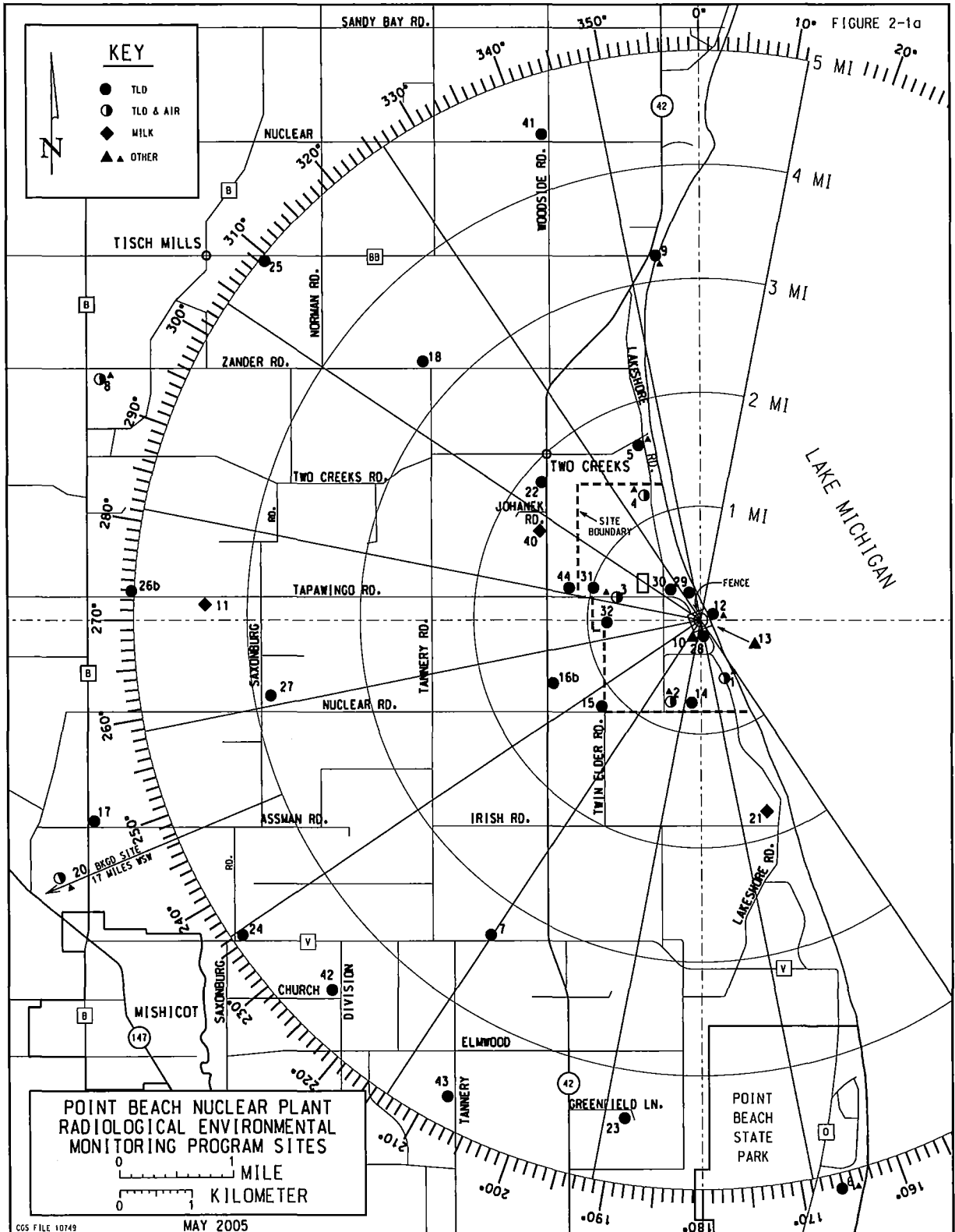
OFFSITE DOSE CALCULATION MANUAL

TABLE 12-3  
PBNP RADIOLOGICAL ENVIRONMENTAL SAMPLE COLLECTION AND ANALYSIS  
FREQUENCY

SAMPLE TYPE	SAMPLE CODES	ANALYSES	FREQUENCY
Environmental Radiation Exposure	E-01, -02, -03, -04, -05, -06, -07, -08, -09, -12, -14, -15, -16b, -17, -18, -20, -22, -23, -24, -25, -26b, -27, -28, -29, -30, -31, -32, -38, -39, -41, -42, -43, -44, -TC	TLD	Quarterly
Vegetation (Grass and Weeds)	E-01, -02, -03, -04, -06, -20	Gamma isotopic	2x/yr as available
Fish (edible portions only)	E-13	Gamma isotopic	4x/yr as available
Well Water	E-10	Gross beta, H-3	Quarterly
		Sr-89, 90, I-131	
		Gamma isotopic	
Lake Water	E-01, -05, -06	Gross beta	Monthly
		H-3, Sr-89, 90	Quarterly composite of monthly collections
		I-131	Monthly
		Gamma isotopic	Monthly
Milk	E-11, -21, -40	Sr-89, 90	Monthly
		I-131	
		Gamma isotopic	
Air Filters	E-01, -02, -03, -04, -08, -20	Gross beta	Weekly (particulate)
		I-131	Weekly (charcoal)
		Gamma isotopic	Quarterly (on composite particulate filters)
Soil	E-01, -02, -03, -04, -06, -20,	Gamma isotopic	1x/yr
Shoreline Sediment	E-01, -05, -06	Gamma isotopic Analysis	1x/yr

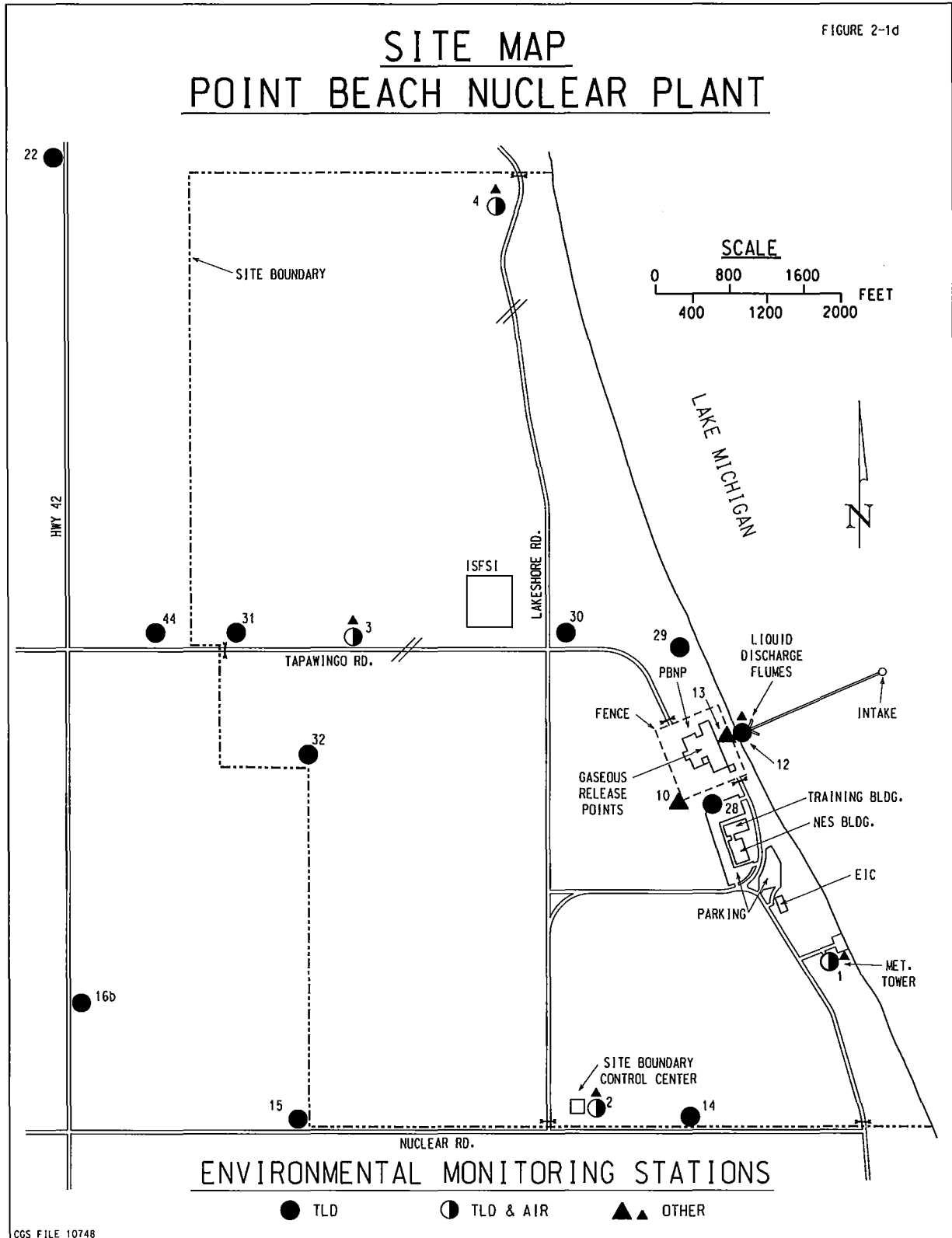
OFFSITE DOSE CALCULATION MANUAL

FIGURE 12-1  
RADIOACTIVE ENVIRONMENTAL SAMPLING LOCATIONS



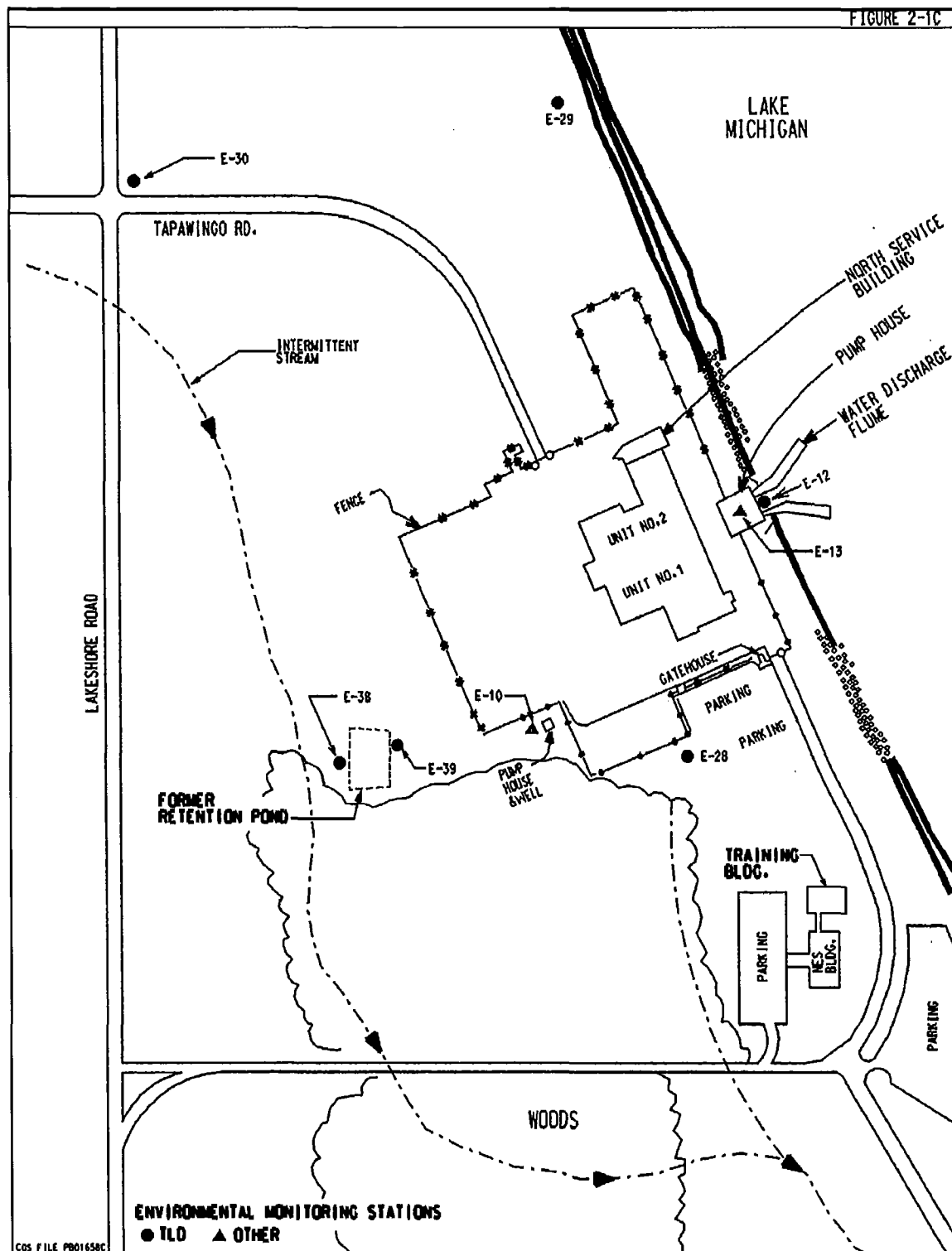
OFFSITE DOSE CALCULATION MANUAL

FIGURE 12-2  
RADIOLOGICAL ENVIRONMENTAL SAMPLING LOCATIONS



OFFSITE DOSE CALCULATION MANUAL

FIGURE 12-3  
RADIOLOGICAL ENVIRONMENTAL SAMPLING LOCATIONS



OFFSITE DOSE CALCULATION MANUAL

---

13.0 RADIOLOGICAL EFFLUENT CONTROLS PROGRAM

13.1 Radiological Effluent Controls Program

13.1.1 Basis

The Radiological Effluent Control Program (RECP) shall conform to 10 CFR 50.36a for the control of radioactive effluents and maintaining doses to members of the public from radioactive effluents as low as reasonably achievable (ALARA). The RECP also is established to control the amount and concentrations of radioactivity in PBNP effluent pursuant to the following documents:

- 10 CFR 50.34a-Design objectives for equipment to control releases of radioactive material in effluents-nuclear power reactors,
- 10 CFR 50, Appendix A, Criterion 60-Control of releases of radioactive material to the environment,
- 10 CFR 50, Appendix A, Criterion 63-Monitoring fuel and waste storage,
- 10 CFR 50, Appendix A, Criterion 64-Monitoring radioactivity releases,
- 10 CFR 20.1302-Compliance with dose limits for individual members of the public,
- 10 CFR 20.1501-General,
- PBNP General Design Criterion 17-Monitoring Radioactivity Releases, and
- PBNP General Design Criterion 70-Control of releases of radioactivity to the environment

13.1.2 Basis Statement

Liquid effluent from the radioactive waste disposal system is diluted by the circulating water system prior to release to Lake Michigan. With two pumps operating per unit, the flow of the circulating water system is approximately 390,000 gpm per unit. Operation of a single circulating water pump per unit reduces the nominal flow rate by about 35%. Liquid waste from the waste disposal system may be discharged to the circulating water system of either unit via the service water return header. Because of the low radioactivity levels in the circulating water discharge, the concentrations of liquid radioactive effluents at this point are not measured directly. Instead, the concentrations in the circulating water discharge are calculated from the measured concentration of the liquid effluent, the discharge flow rate of the effluent and the nominal flow in the circulating water system.

OFFSITE DOSE CALCULATION MANUAL

---

The release of radioactive materials in liquid effluents to unrestricted areas is monitored and controlled to conform to the dose objectives in Section II.A of Appendix I to 10 CFR 50 and will be ALARA in accordance with the requirements of 10 CFR Parts 50.34a and 50.36a. The monitoring and control also is undertaken to keep the concentrations of radionuclides in PBNP liquid effluent released to unrestricted areas conforming to ten times the maximum effluent concentration (MEC) values specified in Table 2, Column 2 of Appendix B to 10 CFR 20. Furthermore, the appropriate portions of the liquid radwaste treatment systems will be used as required to keep the releases ALARA.

These actions provide reasonable assurance that the resulting average annual dose or dose commitment from liquid effluent from each unit of the Point Beach Nuclear Plant for any individual in an unrestricted area from all pathways of exposure will not exceed the 10 CFR 50, Appendix I dose objectives. Thus, discharge of liquid wastes not exceeding these release limits will not result in significant exposure to members of the public because of consumption of drinking water from the lake, even if the effect of potable water treatment systems on reducing radioactive concentrations of the water supply is conservatively neglected.

Prior to release to the atmosphere, gaseous wastes are mixed in the auxiliary building vent with the flow from at least one of two auxiliary building exhaust fans. Further dilution then occurs in the atmosphere. Release of radionuclides to the atmosphere is monitored and controlled so that effluents to unrestricted areas conform to the dose objectives of Sections II.B and C of Appendix I to 10 CFR 50. Monitoring and control also is undertaken to ensure that at the point of maximum ground concentration at the site boundary, the radionuclide concentrations in the atmosphere will conform to the limits specified in Table 2, Column 1 of Appendix B to 10 CFR 20. Furthermore, the appropriate portions of the gaseous radwaste treatment system are used as required to keep the radioactive releases to the atmosphere ALARA.

In order to achieve the dose objectives of Appendix I to 10 CFR 50 and the aforementioned concentration limits, the setpoints for releases to the atmosphere and to Lake Michigan utilize the methodology found in the Offsite Dose Calculation Manual. Setpoints for releases to the atmosphere are based on conforming to the TS instantaneous dose rate limits using the dilution provided by building vents as well as the highest annual average  $\chi/Q$  at the site boundary. Setpoints for releases to Lake Michigan are based only on dilution by circulation water. Together, control and monitoring provide reasonable assurance that the annual dose from each unit's effluents, to an individual in an unrestricted area will not exceed the dose objectives of Appendix I to 10 CFR 50.

OFFSITE DOSE CALCULATION MANUAL

---

Implementation of the RECP will keep average annual releases of radioactive material in PBNP effluents and their resultant committed effective dose equivalents at small percentages of the dose limits specified in 10 CFR 20.1301. At the same time, the methodology of implementing the RECP permits the flexibility of operation, compatible with considerations of health and safety, to assure that the public is provided with a dependable source of power even under unusual operating conditions which may temporarily result in releases higher than such numerical guides for design objectives set forth in Appendix I but still within levels that assure that the average population exposure is equivalent to small fractions of doses from natural background radiation.

Compliance with the provisions of Appendix I to 10 CFR Part 50 constitutes adequate demonstration of conformance to the standards set forth in 40 CFR Part 190 regarding the dose commitment to individuals from the uranium fuel cycle.

13.1.3 Other RECP Reportable Events

a. Radioactive Effluent Non-Treatment

If the effluent treatment system for radioactive liquids or for releases to the atmosphere is non-functional and effluents are being discharged for 31 consecutive days without the treatment required to meet the release limits specified in Section 6.1 and Section 7.1, a special report shall be prepared and submitted to the Commission within thirty days which includes the following information:

1. Identification of the non-functional equipment or subsystem and the reason for non-functionality.
2. Actions taken to restore the non-functional equipment to FUNCTIONAL status.
3. Summary description of actions taken to prevent a recurrence.

b. Exceeding Radioactive Effluent Release Limits

If the quantity of radioactive material actually released in liquid or gaseous effluents during any calendar quarter exceeds twice the quarterly limit as specified in Sections 6.2, 7.2 or 7.3, a special report shall be prepared and submitted to the Commission within thirty days of determination of the release quantity.



OFFSITE DOSE CALCULATION MANUAL

---

The report must describe the extent of exposure of individuals to radiation and radioactive material, including as appropriate:

1. corrective action(s) to be taken to reduce subsequent releases to prevent recurrence of exceeding the limits, including the schedule for achieving conformance with applicable limits, ALARA constraints, generally applicable environmental standards, and associated license conditions,
2. estimates of exposures to a member of the public, including the dose from any external storage units, such as the ISFSI and the SGSF, for compliance with 40 CFR 190 limits,
3. levels of radiation and concentrations of radioactive materials involved, and
4. cause of the elevated exposures, dose rates, or concentrations.

If the dose to any member of the public exceeds 75 mrem to the thyroid or 25 mrem to the whole body or any organ other than the thyroid, pursuant to 40 CFR 190, the report shall also contain a request for a variance from this standard pursuant to 40 CFR 190.11.

c. Major Change to Radioactive Liquid, Gaseous and Solid Waste Treatment Systems

Licensee initiated major changes to the radioactive waste treatment systems (liquid, gaseous, and solid) shall be reported to the U.S. Nuclear Regulatory Commission with the periodic update to the FSAR for the period for which the updates are submitted. The discussion of each change shall include:

1. A summary of the evaluation that led to the determination that the change could be made in accordance with 10 CFR Part 50.59;
2. Information necessary to support the reason for the change;
3. A description of the equipment, components and processes involved and the interfaces with other plant systems;
4. An evaluation of the change, which shows how the predicted releases of radioactive materials in liquid effluents and gaseous effluents and/or quantity of solid waste will differ from those previously predicted in the license application and amendments thereto;

OFFSITE DOSE CALCULATION MANUAL

---

5. An evaluation of the change, which shows the expected maximum exposures to an individual in the unrestricted area and to the general population that differ from those previously estimated in the license application and amendments thereto;
6. An estimate of the exposure to plant operating personnel because of the change

d. Audits

The activities of the Radiological Effluent Controls Program as described in this manual and its implementing procedures shall be audited in accordance with Section 2.4.

13.2 Radioactive Effluent Control and Accountability

13.2.1 Radiation Monitoring System

a. Description

The computerized Radiation Monitoring System (RMS) at Point Beach Nuclear Plant consists of area and process monitors. The effluent monitors are those process monitors that are designed to detect and measure radioactivity in liquid and gaseous releases from PBNP. A description of the liquid and gaseous effluent monitors and associated isolation and control functions are presented in ODCM Sections 9.1 and 10.1.

b. Calibration

Calibration of the RMS detectors is accomplished according to the PBNP instrument and control procedures.

c. Setpoints

The methodology for determining effluent RMS detector setpoints is described in the ODCM Sections 9.1 and 10.1.

d. Alarms

Response to alarms received from RMS effluent detectors is described in the PBNP RMS Alarm Setpoint and Response Book.

e. Effluent Detector Functionality and Surveillance

Detector functionality and surveillance requirements are addressed in Sections 6.0 and 7.0 of this manual.

OFFSITE DOSE CALCULATION MANUAL

---

13.2.2 Release Accountability

Control and accountability of radioactivity in PBNP effluents is accomplished by the RMS in conjunction with the characterization of radionuclide distributions by laboratory analyses of grab samples from the various waste streams. Sampling frequencies and analysis requirements are set forth in Sections 6.1.4 and 7.1.4 of this manual. Additional aspects of grab sampling and release accountability are described in the PBNP Release Accountability Manual

13.3 Radioactive Effluent Monitoring Instrumentation Functionality Requirements

13.3.1 Objective

The functionality of detectors is specified in order to ensure that liquid and gaseous radioactive effluents are adequately monitored and to ensure that alarm or trip setpoints are established such that effluent releases do not exceed the values cited in Sections 6.1.1, 6.2.1, 7.1.1, 7.2.1, 7.3.1 and 8.1.

13.3.2 Functionality Specifications

- a. The radioactive effluent monitoring instrumentation channels listed in Table 6-2 and Table 7-2 shall be functional. The alarm or trip setpoints of these channels shall be determined and adjusted in accordance with the methodology and parameters in the ODCM.
  1. All monitors are defined by the term FUNCTIONAL – FUNCTIONALITY, **EXCEPT** 1(2) RE-212 Containment Noble Gas Monitor which is defined by the term OPERABLE – OPERABILITY.
  2. **IF** the ability of 1(2) RE-212, Containment Noble Gas Monitor, to perform its function is questioned, **THEN** the Operability Determination process is applicable. (LCO 3.4.15, RCS Leakage Detection Instrumentation)
- b. If fewer than the minimum number of radioactive effluent monitoring channels are functional, the action statement listed in either Table 6-2 or Table 7-2 shall be taken. Best effort shall be made to return a non-functional channel to functional status within 30 days.
- c. If the channel is not returned to a functional status within 30 days, the circumstances of the instrument failure and schedule for repair shall be reported to the NRC Resident Inspector.

OFFSITE DOSE CALCULATION MANUAL

---

- d. If a radioactive effluent monitoring instrumentation channel alarm or trip setpoint is found less conservative than required by the ODCM, the channel shall be declared non-functional **OR** the setpoint shall be changed to the ODCM value or a more conservative value.

13.4 Solid Radioactive Waste

The solid radwaste system shall be used in accordance with the Process Control Program to process radioactive wastes to meet all shipping and burial ground requirements. If the provisions of the Process Control Program are not satisfied, shipments of defectively processed or defectively packaged radioactive waste from the site will be suspended. The Process Control Program shall be used to verify solidification of radwaste.

OFFSITE DOSE CALCULATION MANUAL

---

14.0 REFERENCES

- 14.1 10 CFR Part 50, "Domestic Licensing of Production and Utilization Facilities," U.S. Nuclear Regulatory Commission, Washington DC.
- 14.2 Regulatory Guide 1.109, "Calculation of Annual Doses to Man from Routine Releases of Reactor Effluents for the Purpose of Demonstrating Compliance with 10 CFR Part 50, Appendix I," U.S. Nuclear Regulatory Commission, Washington, DC.
- 14.3 Regulatory Guide 1.113, "Estimating Aquatic Dispersion of Effluents from Accidental and Routine Reactor Releases for the Purpose of Implementing Appendix I," U.S. Nuclear Regulatory Commission, Washington, DC.
- 14.4 Regulatory Guide 1.21, "Measuring, Evaluating, and Reporting Radioactive Material in Liquid and Gaseous Effluents and Solid Waste," U.S. Nuclear Regulatory Commission, Washington, DC.
- 14.5 NUREG-0133, "Preparation of Radiological Effluent Technical Specifications for Nuclear Power Plants," October 1978.
- 14.6 NUREG-1301, "Offsite Dose Calculation Manual Guidance: Standard Radiological Effluent Controls for Pressurized Water Reactors," April 1991.
- 14.7 EPRI Technical Report 1021106 "Estimation of Carbon-14 in Nuclear Power Plant Gaseous Effluents", 2010.
- 14.8 Report No. R-2330244-001, Point Beach Annual Meteorological and Atmospheric Dispersion Report for 2009, December 2010.
- 14.9 Regulatory Guide 4.1, "Radiological Environmental Monitoring for Nuclear Power Plants," June 2008, Rev. 2, USNRC, Washington, DC.
- 14.10 NUREG-0172, Age-Specific Radiation Dose Commitment Factors for a One-Year Chronic Intake, November 1977
- 14.11 EPA-520/1-88-020, Federal Guidance Report No. 11, "Limiting Values of Radionuclide Intake and Air Concentration and Dose Conversion Factors for Inhalation, Submersion, and Ingestion", September 1988

**NOTE: The NRC documents (References 14.2 - 14.6, and 14.9-14.11) are presented for informational purposes and do not constitute a NextEra Energy Point Beach commitment to these documents.**

OFFSITE DOSE CALCULATION MANUAL

---

APPENDIX A  
LIQUID PATHWAY EMEC FOR USE IN SETPOINT CALCULATIONS

The effective maximum effluent concentration (EMEC) is calculated from the annual liquid releases for the years 2000 through 2010 (Table A-1). The EMEC is the total concentration of radionuclides which can be discharged without having the summation of concentration fractions exceed unity. To obtain this value, the average annual total radionuclide concentration is divided by the sum of the ratio of each average individual radionuclide concentration divided by 10x its maximum effluent concentration listed in 10CFR20, Appendix B, Table 2, Col 2. The EMEC formula (Equation 9-3) is:

$$EMEC = \frac{\sum C_i}{\sum \frac{C_i}{MEC_i}} \text{ or } EMEC = \frac{\sum C_i}{SOF} \quad [A-1]$$

Where:  $SOF$  = Sum of fractions  
 $C_i$  = Annual average concentration of radionuclide "i"  
 $MEC_i$  = 10x the maximum effluent concentration from 10CFR20, Appendix B, Table 2, Column 2. Also referred to as the Effluent Concentration Limit (ECL)

The 2000 – 2010 liquid effluent data are used for calculating the annual averages and EMEC (see Table A-1). C-14, Ni-63 and Tc-99 were added to the analytical requirements for liquid wastes in 2009, so each of these three radionuclides is averaged only over the two years of available data.

The annual average concentration is based on the volume for all of the eleven years. In calculating the annual average concentrations, the annual liquid waste effluent volumes were not used because they were four orders of magnitude lower than the dilution volume and would have but a minor effect on the resulting concentrations.

The calculated value for the EMEC is 9.89E-03  $\mu\text{Ci/cc}$ . The NaI detectors do not measure pure  $\beta$ -emitters such as H-3, C-14, Fe-55, Ni-63, Sr-90, and Tc-99. Therefore, a  $\beta$ -correction factor ( $\beta\text{CF}$ ) is used to correct for these radionuclides to correct for these isotopes not being detected by the monitors. Additional conservatism is realized when calculating individual liquid effluent monitor setpoints because the minimum dilution flow is used. PBNP technical specifications allow liquid discharge concentrations at ten times the concentrations set forth in 10CFR20, Appendix B, Table 2, Column 2.

The EMEC is the maximum concentration allowed at the point of discharge. Therefore, in addition to a  $\beta\text{CF}$ , a dilution scaling factor (SF) is applied to determine the monitor setpoint which is the maximum allowable discharge concentration. The SF is the ratio of the circ water flow rate (CW) to the release rate (RR) [ODCM formula 9-5]. Therefore the  $\text{SP} = \text{EMEC} * \text{SF} * \beta\text{CF}$ . The SF is calculated from the minimum circ water flow (243,000 gpm) and the maximum effluent release rate (Table 9-1).

OFFSITE DOSE CALCULATION MANUAL

TABLE A-1  
LIQUID EFFLUENT VOLUMES

	2000	2001	2002	2003	2004	2005	2006	2007	2008	2009	2010	TOTAL	Ave
Discharge Vol. (cc)	4.94E+11	4.15E+11	4.72E+11	3.96E+11	4.15E+11	3.59E+11	3.77E+11	3.84E+11	4.12E+11	4.80E+11	6.24E+11	4.83E+12	4.39E+11
Dilution Vol. (cc)	1.06E+15	1.04E+15	1.03E+15	1.00E+15	1.04E+15	8.64E+14	1.12E+15	1.10E+15	1.70E+15	1.07E+15	1.11E+15	1.21E+16	1.103E+15

TABLE A-2  
LIQUID EFFLUENT RELEASES

	MFC ( $\mu$ Ci/cc)	2000 (Ci/yr)	2001 (Ci/yr)	2002 (Ci/yr)	2003 (Ci/yr)	2004 (Ci/yr)	2005 (Ci/yr)	2006 (Ci/yr)	2007 (Ci/yr)	2008 (Ci/yr)	2009 (Ci/yr)	2010 (Ci/yr)	Total (Ci)	Ave (Ci/yr)
H-3	1.00E-03	8.04E+02	5.88E+02	5.60E+02	7.48E+02	6.08E+02	5.53E+02	6.07E+02	5.88E+02	5.34E+02	6.37E+02	5.59E+02	6.79E+03	6.17E+02
C-14	3.00E-05										1.97E-02	3.39E-03	2.31E-02	1.15E-02
F-18	7.00E-04	2.26E-04	9.90E-04	3.31E-04	1.08E-03	1.30E-03	1.20E-03	2.52E-03	2.45E-03	1.97E-03	3.81E-03	5.66E-03	2.15E-02	1.96E-03
Na-22	6.00E-06										5.58E-06		5.58E-06	5.07E-07
Na-24	5.00E-05									5.50E-06			5.50E-06	5.00E-07
Cr-51	5.00E-04	8.24E-03	9.08E-03	1.41E-02	8.23E-03	4.25E-04	2.55E-03	7.82E-03	3.10E-03	2.06E-02	8.63E-03	4.88E-03	8.77E-02	7.97E-03
Mn-54	3.00E-05	4.53E-04	1.52E-03	4.42E-04	1.06E-03	1.21E-04	6.97E-04	4.39E-04	1.24E-04	6.62E-04	9.10E-04	1.42E-04	6.57E-03	5.97E-04
Mn-56	7.00E-05							1.92E-06					1.92E-06	1.75E-07
Fe-55	1.00E-04	1.12E-02	8.80E-03	6.82E-03	7.21E-03	3.85E-03	3.23E-03	3.06E-03	6.22E-03	5.50E-03	4.62E-03	4.92E-03	6.54E-02	5.95E-03
Fe-59	1.00E-05	1.23E-04	2.18E-04	1.85E-03	3.11E-04	5.61E-05	1.04E-05	1.09E-04	1.93E-04	5.21E-04	1.49E-04	3.66E-04	3.91E-03	3.55E-04
Ni-63	1.00E-04										9.94E-03	2.26E-03	1.22E-02	6.10E-03
Co-57	6.00E-05	1.29E-04	1.03E-03	1.11E-04	1.29E-04	1.06E-05	3.04E-05	5.50E-06		2.72E-04	9.13E-05	5.60E-05	1.86E-03	1.69E-04
Co-58	2.00E-05	5.56E-02	9.01E-02	3.39E-02	1.04E-01	4.12E-03	4.92E-03	3.58E-03	6.26E-03	3.70E-02	1.36E-02	4.28E-02	3.96E-01	3.60E-02
Co-60	3.00E-06	7.33E-03	1.35E-02	3.61E-03	1.27E-02	2.13E-03	8.02E-03	9.94E-03	5.45E-03	1.10E-02	2.17E-02	3.96E-03	9.93E-02	9.03E-03
Zn-65	5.00E-06	1.44E-04	1.76E-04	4.57E-05	6.35E-05	3.73E-06	8.13E-05	4.38E-05	4.62E-06	1.55E-04	3.50E-04	9.33E-06	1.08E-03	9.79E-05
As-76	1.00E-05				2.07E-05	1.27E-05	1.97E-05	1.84E-05	1.99E-05	7.09E-06	9.33E-05	8.59E-09	1.92E-04	1.74E-05
Sr-89	8.00E-06	3.41E-06									7.69E-05		8.03E-05	7.30E-06
Sr-90	5.00E-07	3.04E-04	8.79E-05	2.14E-04	1.57E-05			1.71E-06	9.36E-05	1.03E-05	1.95E-05		7.47E-04	6.79E-05
Sr-92	4.00E-05		1.36E-06	4.25E-05	5.54E-06						1.76E-06	1.61E-06	5.27E-05	4.79E-06
Nb-95	3.00E-05	1.07E-03	3.86E-03	1.67E-03	1.73E-03	1.83E-04	1.62E-03	9.38E-04	2.71E-04	3.92E-03	1.57E-03	6.09E-04	1.74E-02	1.59E-03
Nb-97	3.00E-04	2.93E-05	1.92E-05	9.20E-06	1.92E-05	1.50E-05	7.07E-06	9.10E-06	1.83E-06	1.50E-05	6.36E-06	1.13E-05	1.43E-04	1.30E-05

OFFSITE DOSE CALCULATION MANUAL

TABLE A-2  
LIQUID EFFLUENT RELEASES

	MEC ( $\mu\text{Ci/cc}$ )	2000 (Ci/yr)	2001 (Ci/yr)	2002 (Ci/yr)	2003 (Ci/yr)	2004 (Ci/yr)	2005 (Ci/yr)	2006 (Ci/yr)	2007 (Ci/yr)	2008 (Ci/yr)	2009 (Ci/yr)	2010 (Ci/yr)	Total (Ci)	Ave. (Ci/yr)
Zr-95	2.00E-05	5.11E-04	1.69E-03	7.02E-03	8.89E-04	5.26E-05	6.85E-04	4.97E-04	4.53E-05	2.12E-03	8.17E-04	3.38E-04	1.47E-02	1.33E-03
Zr-97	9.00E-06		1.65E-06	5.31E-08	7.14E-06	0.00E+00	0.00E+00	2.86E-06				6.67E-06	1.84E-05	1.67E-06
Mo-99	2.00E-05		1.96E-06		8.72E-06								1.07E-05	9.71E-07
Tc-99	6.00E-05										6.46E-04	6.60E-04	1.31E-03	6.53E-04
Tc-99m	1.00E-03		6.34E-06		8.45E-06								1.48E-05	1.34E-06
Ru-103	3.00E-05			9.58E-06					2.68E-06	2.05E-05			3.28E-05	2.98E-06
Ru-105	7.00E-05			1.68E-05									1.68E-05	1.52E-06
Ru-106	3.00E-06			2.31E-05	3.13E-05				2.49E-04				3.03E-04	2.76E-05
Ag-110m	6.00E-06	2.92E-03	4.66E-03	2.80E-03	3.85E-03	5.45E-04	3.29E-03	2.46E-03	4.74E-03	2.67E-03	1.06E-03	2.95E-03	3.19E-02	2.90E-03
Sn-113	3.00E-05	1.20E-04	3.51E-04	6.91E-04	4.17E-04	3.23E-05	1.64E-04	7.81E-05	1.17E-04	1.22E-03	4.34E-04	2.88E-04	3.91E-03	3.56E-04
Sn-117m	3.00E-05	3.47E-04	5.83E-04	1.32E-03	1.45E-03	1.29E-03	2.45E-03	1.24E-03	2.27E-03	4.34E-03	3.68E-03	1.70E-03	2.07E-02	1.88E-03
Sb-122	1.00E-05	5.90E-06		3.14E-06	4.25E-06		5.75E-06	3.49E-06	1.33E-05		5.66E-07		3.64E-05	3.31E-06
Sb-124	7.00E-06	2.03E-04	4.31E-04	6.09E-04	4.71E-04	1.76E-03	4.76E-05	2.01E-04	2.90E-04	1.20E-03	7.59E-04	1.06E-03	7.03E-03	6.39E-04
Sb-125	3.00E-05	5.70E-03	6.65E-04	2.06E-03	1.30E-02	6.69E-03	2.40E-02	9.15E-04	4.88E-02	2.64E-02	8.90E-03	1.57E-03	1.39E-01	1.26E-02
Te-131	8.00E-05							3.49E-06					3.49E-06	3.17E-07
Te-132	9.00E-06	2.73E-05		3.73E-05	1.17E-04	1.07E-05			2.32E-05	1.38E-05			2.29E-04	2.09E-05
I-131	1.00E-06	1.65E-04		9.30E-05	1.97E-06	2.50E-06			3.74E-05	9.32E-07		1.21E-05	3.13E-04	2.85E-05
I-132	1.00E-04									1.10E-05			1.10E-05	1.00E-06
I-133	7.00E-06	2.68E-06					1.74E-05	4.22E-05	2.06E-05	1.53E-06		2.10E-05	1.05E-04	9.58E-06
Cs-134	9.00E-07							2.70E-06					2.70E-06	2.45E-07
Cs-134m	2.00E-03			4.09E-06									4.09E-06	3.72E-07
Cs-136	6.00E-06	1.73E-05	1.60E-05	6.94E-06	6.83E-06		1.51E-06				5.67E-06	2.42E-06	5.67E-05	5.15E-06
Cs-137	1.00E-06	9.15E-04	9.31E-05	2.84E-05	7.83E-05	3.57E-05	2.62E-04	5.13E-04	1.04E-04	9.35E-05	2.45E-03	1.17E-05	4.58E-03	4.16E-04
Ba-139	2.00E-04	5.37E-07											5.37E-07	4.88E-08
Ba-140	8.00E-06		9.31E-06					3.66E-05	1.79E-05				6.38E-05	5.80E-06
La-140	9.00E-06	1.45E-04		8.21E-06									1.53E-04	1.39E-05
Ce-141	3.00E-05	0.00E+00	2.18E-06										2.18E-06	1.99E-07
W-187	3.00E-05							1.12E-05					1.12E-05	1.02E-06



OFFSITE DOSE CALCULATION MANUAL

TABLE A-3  
LIQUID EFFLUENT CONCENTRATIONS  
(The pure  $\beta$  emitters are highlighted)

	MFC ( $\mu\text{Ci/cc}$ )	Ann. Average ( $\mu\text{Ci/cc}$ )	C/10-MFC
H-3	1.00E-03	5.59E-07	5.59E-05
C-14	3.00E-05	1.05E-11	3.49E-08
F-18	7.00E-04	1.77E-12	2.54E-10
Na-22	6.00E-06	4.60E-16	7.66E-12
Na-24	5.00E-05	4.53E-16	9.07E-13
Cr-51	5.00E-04	7.23E-12	1.45E-09
Mn-54	3.00E-05	5.41E-13	1.80E-09
Mn-56	3.00E-05	1.58E-16	2.26E-13
Fe-55	1.00E-04	5.39E-12	5.39E-09
Fe-59	1.00E-05	3.22E-13	3.22E-09
Ni-63	1.00E-04	5.53E-12	5.53E-09
Co-57	6.00E-05	1.53E-13	2.56E-10
Co-58	2.00E-05	3.26E-11	1.63E-07
Co-60	3.00E-06	8.19E-12	2.73E-07
Zn-65	5.00E-06	8.87E-14	1.77E-09
As-76	1.00E-05	1.58E-14	1.58E-10
Sr-89	8.00E-06	6.62E-15	8.27E-11
Sr-90	5.00E-07	6.16E-14	1.23E-08
Sr-92	4.00E-05	4.35E-15	1.09E-11
Nb-95	3.00E-05	1.44E-12	4.79E-09
Nb-97	3.00E-04	1.18E-14	3.92E-12
Zr-95	2.00E-05	1.21E-12	6.04E-09
Zr-97	9.00E-06	1.51E-15	1.68E-11
Mo-99	2.00E-05	8.80E-16	4.40E-12
Tc-99	6.00E-05	5.92E-13	9.86E-10
Tc-99m	1.00E-03	1.22E-15	1.22E-13
Ru-103	3.00E-05	2.70E-15	9.00E-12
Ru-105	7.00E-05	1.38E-15	1.97E-12
Ru-106	3.00E-06	2.50E-14	8.33E-10
Ag-110m	6.00E-06	2.63E-12	4.39E-08
Sn-113	3.00E-05	3.22E-13	1.07E-09
Sn-117m	3.00E-05	1.70E-12	5.68E-09
Sb-122	1.00E-05	3.00E-15	3.00E-11
Sb-124	7.00E-06	5.80E-13	8.28E-09
Sb-125	3.00E-05	1.14E-11	3.81E-08
Te-131	8.00E-08	2.88E-16	3.60E-13
Te-132	9.00E-06	1.89E-14	2.10E-10
I-131	1.00E-06	2.58E-14	2.58E-09
I-132	1.00E-04	9.07E-16	9.07E-13

OFFSITE DOSE CALCULATION MANUAL

TABLE A-3(CONT'D)  
LIQUID EFFLUENT CONCENTRATIONS

	MEC ( $\mu\text{Ci/cc}$ )	Ann. Average ( $\mu\text{Ci/cc}$ )	C/10xMEC <sub>i</sub>
I-133	7.00E-06	8.69E-15	1.24E-10
Cs-134	9.00E-07	2.23E-16	2.47E-11
Cs-134m	2.00E-03	3.37E-16	1.69E-14
Cs-136	6.00E-06	4.67E-15	7.79E-11
Cs-137	1.00E-06	3.77E-13	3.77E-08
Ba-139	2.00E-04	4.43E-17	2.21E-14
Ba-140	8.00E-06	5.26E-15	6.57E-11
La-140	9.00E-06	1.26E-14	1.40E-10
Ce-141	3.00E-05	1.80E-16	6.00E-13
W-187	3.00E-05	9.23E-16	3.08E-12
TOTAL		5.59E-07	5.66E-05
TOTAL $\gamma$		7.07E-11	5.95E-07
Total $\beta$		5.59E-07	5.60E-05

The  $\beta\text{CF}$  is based on the condition that the total summation of fraction or  $\Sigma\text{SOF} \leq 1$ .  
Therefore, at the setpoint, the  $\beta$  and  $\gamma$  SOF fractions of the total SOF ( $\Sigma\text{SOF}$ ) must satisfy the condition

$$1 = \text{SOF}\beta / \Sigma\text{SOF} + \text{SOF}\gamma / \Sigma\text{SOF}.$$

Because the monitors detect only the gamma fraction of the  $\Sigma\text{SOF}$ , the EMEC is multiplied by the ratio  $\text{SOF}\gamma / \Sigma\text{SOF}$  which is the  $\beta\text{CF}$ . Using the above Table A-3 SOF values, the

$$\beta\text{CF} = \text{SOF}\gamma / \Sigma\text{SOF} = 5.95\text{E-}07 / 5.66\text{E-}05 = 1.05\text{E-}02.$$

TABLE A-4  
BETA CORRECTED SETPOINTS

Beta Corrected Set Point = EMEC x SF x $\beta\text{CF}$			
Monitor	MAX GPM	SF (CW/RR)	$\beta$ -Corrected SP( $\mu\text{Ci/cc}$ )
1/2RE-229	22200	1.09E+01	1.14E-03
1/2RE-219/222	200	1.22E+03	1.26E-01
RE-230	700	3.47E+02	3.61E-02
RE-220	700	3.47E+02	3.61E-02
RE-218/223	100	2.43E+03	2.53E-01
1/2RE-216	4000	6.08E+01	6.32E-03

OFFSITE DOSE CALCULATION MANUAL

APPENDIX B  
LIQUID DOSE FACTORS TECHNICAL BASIS

TECHNICAL BASIS FOR PBNP SITE-SPECIFIC LIQUID DOSE FACTORS

The site-specific liquid dose factors, presented in Table 9-2, have been extracted from the liquid dose equations outlined in Regulatory Guide 1.109, Section C.1, along with the guidance of NUREG-0133. To obtain the liquid dose factors, all variables specific to each release of liquid effluents have been removed from the liquid dose equations of Regulatory Guide 1.109, Section C.1. These include the dilution flow rate and the average release rate of the effluent. The dose factors for each liquid effluent pathway are calculated using the following equations:

Aquatic Foods (Fish)

$$A_{io} = 114000 \times M_p \times U_{ap} \times \sum_i B_{ip} D_{aio} e^{-\lambda_i t_p} \quad [B-1]$$

- Where:
- $A_{io}$  = Ingestion dose factor to the total body or any organ "o" for radionuclide "i" (mrem/hr per  $\mu\text{Ci/mL}$ )
  - $M_p$  = the mixing ratio (reciprocal of the dilution factor) at the point of harvest of aquatic food  
= 0.1136 (Point of harvest of the fresh fish is taken at a point 1000m downstream. The plume centerline dilution factor at this location is 8.8 using RG 1.113 methodology. The factor of 2 allowed for current reversals was not used. See Appendix E.)
  - $U_{ap}$  = annual fish consumption rate for age group "a" and meat pathway "p" (kg/yr)  
= 0 kg/yr for infant  
= 6.9 kg/yr for child  
= 16 kg/yr for teen  
= 21 kg/yr for adult (see RG 1.109, Table E-5 for maximum exposed individual)
  - $B_{ip}$  = the equilibrium bioaccumulation factor for radionuclide "i" in pathway "p", expressed as the ratio of the concentration in biota (in pCi/kg) to the radionuclide concentration in water (pCi/l). (L/kg, see RG 1.109, Table A-1)
  - $D_{aio}$  = ingestion dose factor for age group "a", radionuclide "i" and organ "o", from Reg. Guide 1.109 (mrem/pCi)
  - $\lambda_i$  = the radioactive decay constant of nuclide "i", in  $\text{day}^{-1}$
  - $t_p$  = the average transit time required for nuclides to reach the point of exposure. For internal dose,  $t_p$  is the total time elapsed between release of the nuclides and the ingestion of the water  
= 0.5 d
  - 114000 = conversion factor (pCi/ $\mu\text{Ci}$  \* mL/L per hr/yr)

OFFSITE DOSE CALCULATION MANUAL

---

Irrigated Foods (Meat From Watered Cattle)

$$A_{io} = 114000 \times M_p \times U_{ap} \times Q_{Aw} \times \sum_i F_f D_{aio} e^{-\lambda_i t_s} \quad [B-2]$$

Where:

$M_p$  = the mixing ratio (reciprocal of the dilution factor) at the point of harvest of aquatic food  
= 0.1111 (Point at which water is taken from the lake is plume centerline 1 mile downstream. The plume centerline dilution factor at this location is 9 using RG 1.113 methodology. See Appendix E.)

$U_{ap}$  = annual meat consumption rate for age group "a" and meat pathway "p" (kg/yr)  
= 0 kg/yr for infant  
= 41 kg/yr for child  
= 65 kg/yr for teen  
= 110 kg/yr for adult (see RG 1.109, Table E-5 for maximum exposed individual)

$Q_{Aw}$  = consumption rate of contaminated water by an animal (L/d)  
= 60 L/day (see RG 1.109, Table E-3)

$F_f$  = stable element transfer coefficients (d/kg, see RG 1.109, Table E-1)

$D_{aio}$  = ingestion dose factor for age group "a", radionuclide "i" and organ "o", from Reg. Guide 1.109 (mrem/pCi)

$\lambda_i$  = the radioactive decay constant of nuclide "i", in day<sup>-1</sup>

$t_s$  = time from slaughter to consumption (d)  
= 20d (see RG 1.109, Table E-15)

114000 = conversion factor (pCi/μCi \* mL/L per hr/yr)

OFFSITE DOSE CALCULATION MANUAL

---

Irrigated Foods (Milk From Watered Cattle)

$$A_{io} = 114000 \times M_p \times U_{ap} \times Q_{Aw} \times \sum_i F_m D_{aio} e^{-\lambda_i t_f} \quad [B-3]$$

- Where:
- $M_p$  = the mixing ratio (reciprocal of the dilution factor) at the point of harvest of aquatic food;  
= 0.1111 (Point at which water is taken as plume centerline 1 mile downstream. The plume centerline dilution factor at this location is 9 using RG 1.113 methodology. See Appendix E.)
  - $U_{ap}$  = annual cow's milk consumption rate for age group "a" and milk pathway "p" (L/yr)  
= 330 L/yr for infant  
= 330 L/yr for child  
= 400 L/yr for teen  
= 310 L/yr for adult (from RG 1.109, Table E-5 for maximum exposed individual)
  - $Q_{Aw}$  = consumption rate of contaminated water by an animal (L/d)  
= 60 L/day (see RG 1.109, Table E-3)
  - $F_m$  = stable element transfer coefficients (d/L, from RG 1.109, Table E-1)
  - $D_{aio}$  = ingestion dose factor for age group "a", radionuclide "i" and organ "o", from Reg. Guide 1.109 (mrem/pCi)
  - $\lambda_i$  = the radioactive decay constant of nuclide "i", in day<sup>-1</sup>
  - $t_f$  = transport time from pasture to cow, to milk, to receptor (d)  
= 2 d (see RG 1.109, Table E-15)
  - 114000 = conversion factor (pCi/μCi \* mL/L per hr/yr)

OFFSITE DOSE CALCULATION MANUAL

---

Potable Water

$$A_{io} = 114000 \times M_p \times U_{ap} \times \sum_i D_{aio} e^{-\lambda_i t_p} \quad [B-4]$$

Where:

- $M_p$  = mixing ratio (reciprocal of the dilution factor) at the point of withdrawal of drinking water  
= 0.0384 (Withdrawal point is taken as the Two Rivers municipal water intake located a distance of 12 miles downstream. The plume centerline dilution factor at this location is 26 using RG 1.113 methodology.)
- $U_{ap}$  = a usage factor that specifies the drinking water intake rate for an individual of age group "a" associated with pathway "p";  
= 330 L/yr for infant  
= 510 L/yr for child  
= 510 L/yr for teen  
= 730 L/yr for adult (see RG 1.109, Table E-5)
- $D_{aio}$  = ingestion dose factor for age group "a", radionuclide "i" and organ "o", from Reg. Guide 1.109 (mrem/pCi)
- $\lambda_i$  = radioactive decay constant of nuclide "i", in day<sup>-1</sup>
- $t_p$  = average transit time required for nuclides to reach the point of exposure. (d)  
= 2 d (12.2 cm/s plus 12 hours to reflect the transport of the water through the water purification plant and distribution system)
- 114000 = conversion factor (pCi/μCi \* mL/L per hr/yr)

OFFSITE DOSE CALCULATION MANUAL

---

Shoreline Deposits

$$A_{io} = 1.14E + 07 \times M_p \times U_{ap} \times W \times \sum_i T_i D_i e^{-\lambda_i t_p} (1 - e^{-\lambda_i t_b}) \quad [B-5]$$

Where:

$M_p$  = the mixing ratio (reciprocal of the dilution factor) at the point of harvest of aquatic food;  
= 0.01821 (Point of exposure is taken as the Point Beach State Park beach which is located 8000 meters downstream. The plume shoreline dilution factor at this location is 54.9 using RG 1.113 methodology. The factor of 2 allowed for current reversals was not used. See Appendix E)

$U_{ap}$  = annual drinking water consumption for age group "a" and pathway "p" (L/yr)  
= 0 hr/yr for infant  
= 14 hr/yr for child  
= 67 hr/yr for teen  
= 12 hr/yr for adult (from RG 1.109, Table E-5 for maximum exposed individual)

$W$  = the shoreline width factor;  
= 0.3 (from RG 1.109, Table A-2)

$T_i$  = radioactive half-life of radionuclide "i" (d)

$D_i$  = the external dose factor for nuclide "i", in mrem/hr per pCi/m<sup>2</sup>, taken from Table E-6 of RG 1.109

$\lambda_i$  = the radioactive decay constant of nuclide "i", in day<sup>-1</sup>

$t_p$  = the average transit time required for nuclides to reach the point of exposure (d)  
= 0.5 d

$t_b$  = time period of long-term buildup for activity in sediment or soil (d)  
= 5.47E+03 d (15 yr, see RG 1.109, Table E-15)

1.14E+07 = conversion factor (pCi/μCi \* mL/kg per hr/yr) and to account for the proportionality constant used in the sediment radioactivity model

Following the guidance of NUREG-0133, the adult age group represents the maximum exposed individual. Evaluation of doses for other age groups is not required for demonstrating compliance with the dose criteria of Section 6.2. To obtain a composite dose factor, the factors are summed for each liquid effluent pathway. (Reference Appendix K)

OFFSITE DOSE CALCULATION MANUAL

---

APPENDIX C  
GASEOUS PATHWAY SETPOINT CALCULATIONS

The calculation of the setpoints for airborne effluents is based on the tech spec requirement that the noble gas dose rate at the site boundary nearest the closest residence must be  $\leq 500$  mrem/yr total body or  $\leq 3000$  mrem/yr to the skin of the whole body. The calculation proceeds in a manner similar to the liquid EMEC calculation. First the average noble gas emission rate for each identified noble gas is calculated from the average annual effluent discharge. Next, the site boundary concentrations are calculated by multiplying the release rates by the dispersion coefficient,  $\chi/Q$ . Then the product of the individual noble gas concentrations and its dose factor is summed to determine the total dose rate from this noble gas mixture. Dividing this dose rate into the dose rate limit determines factor by which the average total site boundary noble concentration must be multiplied in order to achieve the concentration which will yield the limiting dose rate. Finally, based on the flow rate of an individual stack and applying the dispersion factor, the alarm setpoint for that stack monitor is calculated.

The parameters for calculating the setpoints are shown in the spreadsheet below and the setpoints are calculated using either equation 10-1(total body) or equation 10-2 (skin).



OFFSITE DOSE CALCULATION MANUAL

TABLE C-1  
NOBLE GAS RELEASES

	2000 (Ci/yr)	2001 (Ci/yr)	2002 (Ci/yr)	2003 (Ci/yr)	2004 (Ci/yr)	2005 (Ci/yr)	2006 (Ci/yr)	2007 (Ci/yr)	2008 (Ci/yr)	2009 (Ci/yr)	2010 (Ci/yr)	Avg (Ci/yr)
Ar-41	1.35E+00	9.28E-01	1.87E+00	7.77E-01	8.47E-01	4.61E-01	5.45E-01	4.98E-01	1.55E+00	7.67E-01	7.74E-01	8.52E-01
Kr-85	0.00E+00	0.00E+00	4.87E-03	3.95E-04	0.00E+00	2.63E-04	0.00E+00	0.00E+00	1.37E-03	8.66E-03	0.00E+00	1.41E-03
Kr-85m	1.47E-02	4.42E-04	4.67E-02	0.00E+00	2.84E-03	3.71E-03	1.43E-04	2.07E-04	8.47E-04	7.60E-03	9.73E-03	7.90E-03
Kr-87	3.51E-02	1.76E-03	1.68E-01	0.00E+00	7.27E-03	8.80E-03	0.00E+00	4.64E-04	2.10E-03	1.86E-02	2.35E-02	2.41E-02
Kr-88	3.52E-02	2.02E-03	1.61E-01	0.00E+00	7.62E-03	9.12E-03	0.00E+00	2.02E-02	6.50E-03	1.80E-02	2.33E-02	2.57E-02
Xe-131m	0.00E+00	1.15E-04	0.00E+00	7.00E-05	0.00E+00	0.00E+00	0.00E+00	0.00E+00	1.70E-03	8.04E-04	0.00E+00	2.44E-04
Xe-133	9.86E-01	4.95E-01	2.37E-01	1.12E-01	3.70E-01	9.14E-02	4.13E-02	9.95E-02	3.32E-04	5.43E-02	2.83E-01	2.52E-01
Xe-133m	2.89E-03	4.72E-04	0.00E+00	8.37E-04	9.67E-04	5.19E-04	3.65E+00	3.74E-04	2.77E-01	9.40E-04	2.11E-03	3.58E-01
Xe-135	1.75E-01	3.20E-02	4.10E-01	1.59E-04	1.97E-02	2.26E-02	9.32E-02	4.79E-03	4.05E-03	4.28E-02	6.14E-02	7.88E-02
Xe-135m	6.07E-02	0.00E+00	1.79E-01	3.46E-04	1.18E-02	1.74E-02	1.48E-02	9.53E-04	0.00E+00	3.36E-02	5.38E-02	3.38E-02
Xe-138	1.50E-01	8.77E-03	7.57E-01	0.00E+00	3.25E-02	4.43E-02	3.89E-02	2.17E-03	1.14E-02	9.17E-02	1.16E-01	1.14E-01

TABLE C-2  
AVERAGE ANNUAL DISCHARGE VOLUME

MONITOR	VENT STACK	CFM	FLOW	TYPE
RE-214	ABVS	66,400	1.880E+09	9.883E+14
RE-225	CAE	20	5.663E+05	2.977E+11
1/2RE-215	CAE	10	2.832E+05	1.488E+11
1RE-212	U1	25,000	7.079E+08	
2RE-212	U2	38,000	1.076E+09	
1/2RE-212	U1/2	35	9.911E+05	5.209E+11
RE-224	GSVS	13,000	3.681E+08	1.935E+14
RE-221	DAVS	43,100	1.220E+09	6.415E+14
			Total (cc/yr)	1.823E+15

OFFSITE DOSE CALCULATION MANUAL

The average annual discharge volume is based on the flow from the four pathways monitored by RE-214, RE-221, RE-224, and RE-225. A random check of monthly effluent calculations show that over a span of one year, only the Aux. Bldg. Vent Stack, the Gas Stripper, and the Drumming Area Vent are important. The containment vents typically are about 35 cfm. The purges at 25,000 cfm occur during outages at a time when there no noble gas is detected in containment as all results are <MDA. Therefore, including the purge volumes would result in a less conservative calculated concentration by adding to the total volume at a time when no noble gases would be contributed to the total annual noble gas discharge. Also, not included are the GDT discharges. Their volumes are negligible in comparison to the main stack discharge volumes.

TABLE C-3  
NOBLE GAS SETPOINT PARAMETER CALCULATION

	Avg. (Ci/yr)	C <sub>i</sub> (μCi/cc)	K <sub>i</sub> (Whole Body)	L <sub>i</sub> (skin)	M <sub>i</sub> (γ-air)	C <sub>i</sub> × K <sub>i</sub>	C <sub>i</sub> × (L <sub>i</sub> + 1.1M <sub>i</sub> )
Ar-41	8.52E-01	4.670E-10	8.84E+03	2.69E+03	9.30E+03	4.129E-06	6.034E-08
Kr-85	1.41E-03	7.758E-13	1.61E+01	1.34E+03	1.72E+01	1.249E-11	1.054E-09
Kr-85m	7.90E-03	4.335E-12	1.17E+03	1.46E+03	1.23E+03	5.072E-09	1.219E-08
Kr-87	2.41E-02	1.324E-11	5.92E+03	9.73E+03	6.17E+03	7.839E-08	2.187E-07
Kr-88	2.57E-02	1.411E-11	1.47E+04	2.37E+03	1.52E+04	2.074E-07	2.694E-07
Xe-131m	2.44E-04	1.341E-13	9.15E+01	4.76E+02	1.56E+02	1.227E-11	6.613E-11
Xe-133	2.52E-01	1.383E-10	2.94E+02	3.06E+02	3.53E+02	4.065E-08	9.600E-08
Xe-133m	3.58E-01	1.963E-10	2.51E+02	9.94E+02	3.27E+02	4.927E-08	2.657E-07
Xe-135	7.88E-02	4.319E-11	1.81E+03	1.86E+03	1.92E+03	7.818E-08	1.716E-07
Xe-135m	3.38E-02	1.857E-11	3.12E+03	7.11E+02	3.36E+03	5.792E-08	8.182E-08
Xe-138	1.14E-01	6.247E-11	8.83E+03	4.13E+03	9.21E+03	5.516E-07	8.909E-07
TOTAL						5.197E-06	8.042E-06

Inserting these calculated totals and this sector's  $\chi/Q$  into equations 10-1 and 10-2, the equations reduce to the following:

$$\begin{aligned} SP_{TB} (\mu\text{Ci/cc}) &= 1.79\text{E}+02\text{AF}/\text{VF} \quad \text{and} \quad SP_S (\mu\text{Ci/cc}) = 6.95\text{E}+03\text{AF}/\text{VF} \quad , \text{ or} \\ SP_{TB} (\mu\text{Ci/cc}) &= 1.95\text{E}-04\text{AF}/(\text{VF} * \chi/Q) \quad \text{and} \quad SP_S (\mu\text{Ci/cc}) = 7.58\text{E}-04\text{AF}/(\text{VF} * \chi/Q) \quad . \end{aligned}$$

From this it is seen that the limiting setpoints are derived using the total body dose rate restriction. The resulting setpoints are shown in Table C-4 where AF is applied only to RE-214, RE-221, RE-224, and RE-225.

OFFSITE DOSE CALCULATION MANUAL

---

TABLE C-4  
RMS AIRBORNE ALARM SETPOINTS

GASEOUS EFFLUENT PATHWAY	MONITORS	DISCHARGE FLOW RATE (cfm)	DEFAULT SETPPOINT ( $\mu\text{Ci/cc}$ )
1. Auxiliary Building Vent	RE-214 & SPING 23	66,400	6.75E-04
2. Combined Air Ejector	RE-225	20	2.24E+00
3. Unit Air Ejector	1(2) RE-215	10	1.79E+01
4. Containment Purge Vent			
Unit 1	1RE-212 & SPING 21	25,000 <sup>1</sup>	7.17E-03
Unit 2	2RE-212 & SPING 22	38,000 <sup>2</sup>	4.72E-03
Unit 1(2)	1(2) RE-212	35 <sup>3</sup>	5.12E+00
5. Gas Stripper Building	RE-224	13,000	3.45E-03
6. Drumming Area Vent	RE-221 & SPING 24	43,100	1.04E-03

Note 1: Two fans of 12,500 cfm

Note 2: Two fans + 13,000 cfm from gas stripper bldg.

Note 3: Forced vent with nominal 35 cfm flow rate

OFFSITE DOSE CALCULATION MANUAL

---

APPENDIX D  
GASEOUS DOSE FACTORS TECHNICAL BASIS

TECHNICAL BASIS FOR PBNP SITE-SPECIFIC GASEOUS DOSE FACTORS

The site-specific gaseous dose factors, presented in Chapter 10, have been extracted from the gaseous effluent dose equations outlined in Regulatory Guide 1.109, Section C.2, along with the guidance of NUREG-0133, Section 5.3.

To obtain the gaseous dose factors, all variables specific to each release of gaseous effluents have been removed from the gaseous dose equations of Regulatory Guide 1.109. The dose factors for each gaseous effluent pathway are calculated using the following equations:

Inhalation Pathway (see NUREG-0133, Section 5.3.1.1)

$$R_{io} = 1 \times 10^6 \times BR_a \times D_{aio} \quad [D-1]$$

Where:

- $R_{io}$  = dose factor for each identified radionuclide "i" and organ "o" ( $m^2(mrem/yr)$  per  $\mu Ci/s$  or  $mrem/yr$  per  $\mu Ci/m^3$ )
- $BR_a$  = breathing rate for age group "a" ( $m^3/yr$ ):  
  - Infant = 1400
  - Child = 3700
  - Teen & Adult = 8000 (from RG 1.109, Table E-5 for maximum exposed individual)
- $D_{aio}$  = Inhalation dose factor for age group "a", radionuclide "i" and organ "o", from Reg. Guide 1.109 ( $mrem/pCi$ )
- $1E+06$  = Conversion factor for  $pCi/\mu Ci$

Ground Plane Pathway (see NUREG-0133, Section 5.3.1.2)

$$R_{io} = 8.76 \times 10^9 \times SF \times D_{aio} \times \frac{(1 - e^{-\lambda_i t_b})}{\lambda_i} \quad [D-2]$$

Where:

- $R_{io}$  = dose factor for each identified radionuclide "i" and organ "o" ( $m^2(mrem/yr)$  per  $\mu Ci/s$  or  $mrem/yr$  per  $\mu Ci/m^3$ )
- $D_{aio}$  = ground plane dose factor for age group "a", radionuclide "i" and organ "o", (see RG 1.109, Table E-6)
- $\lambda_i$  = the radioactive decay constant of nuclide "i", in  $sec^{-1}$
- $t_b$  = the exposure period (sec)  
  - =  $4.73E+08$  s (15 yr, from RG 1.109, App. C.1)
- $8.76E+09$  = conversion factor for  $pCi/\mu Ci$  and  $hr/yr$
- $SF$  = shielding factor  
  - = 0.7 (see RG 1.109, Table E-15 for maximum exposed individual)

OFFSITE DOSE CALCULATION MANUAL

Grass-Cow-Milk Pathway

The dose from the grass-cow-milk pathway is determined according to Equation 10-11. The produce  $R_{io}$  dose factor is calculated according to the following equation for all particulates and iodines, EXCEPT H-3 and C-14:

$$R_{io} = 1E + 06 \times Q_f U_{ap} F_m D_{aio} e^{-\lambda_i t_f} \times \{f_p f_s + (1 - f_p f_s) e^{-\lambda_i t_h}\} \times \left\{ \frac{r(1 - e^{-(\lambda_i + \lambda_w) t_e})}{Y_V(\lambda_i + \lambda_w)} + \frac{B_{iv}(1 - e^{-\lambda_i t_b})}{P \lambda_i} \right\} \quad [D-3]$$

- Where:
- $R_{io}$  = dose factor for each identified radionuclide "i" and organ "o" ( $m^2$ -mrem/yr per  $\mu\text{Ci/s}$  or mrem/yr per  $\mu\text{Ci}/m^3$ )
  - $Q_f$  = cow feed consumption rate (kg/d)  
= 50 kg/d (from RG 1.109, Table E-3)
  - $U_{ap}$  = annual cow's milk consumption rate for age group "a" and milk pathway "p" (L/yr)  
= 330 L/yr for infant  
= 330 L/yr for child  
= 400 L/yr for teen  
= 310 L/yr for adult (from RG 1.109, Table E-5 for maximum exposed individual)
  - $F_m$  = stable element transfer coefficients (d/L, from RG 1.109, Table E-1)
  - $D_{aio}$  = ingestion dose factor for age group "a", radionuclide "i" and organ "o", from Reg. Guide 1.109 (mrem/pCi)
  - $\lambda_i$  = decay constant of radionuclide "i" ( $\text{sec}^{-1}$ )
  - $t_f$  = transport time from pasture to cow, to milk, to receptor (sec)  
=  $1.73E+05$  s (2d, from RG 1.109, Table E-15)
  - $f_p$  = fraction of the year that cow is on pasture  
= 0.5 (from June 1976 Appendix I submittal to NRC. Doc. Number NPC-27397)
  - $f_s$  = fraction of cow feed that is pasture grass while cow is on pasture  
= 0.5 (from June 1976 Appendix I submittal to NRC. Doc. Number NPC-27397)
  - $r$  = fraction of deposited activity retained on cow's feed grass  
= 1.0 for radioiodines  
= 0.2 for particulates (see RG 1.109, Table E-15)
  - $t_h$  = transport time from pasture, to harvest, to cow, to milk to receptor (sec)  
=  $7.78E+06$  s (90d, see RG 1.109, Table E-15)

OFFSITE DOSE CALCULATION MANUAL

---

- $\lambda_w$  = decay constant for removal of activity on leaf and plant surfaces by weathering ( $\text{sec}^{-1}$ )  
=  $5.73\text{E-}07 \text{ sec}^{-1}$  (corresponds to a 14 day half-life, see RG 1.109, Table E-15)
- $Y_v$  = agricultural productivity by unit area of pasture feed grass ( $\text{kg/m}^2$ )  
=  $0.7 \text{ kg/m}^2$  (from RG 1.109, Table E-15)
- $t_e$  = time period that crops are exposed to contamination during the growing season (s)  
=  $2.59\text{E+}06 \text{ s}$  (30d, see RG 1.109, Table E-15)
- $B_{iv}$  = concentration factor for the uptake of radionuclide "I", expressed as the ratio of the concentration in biota (pCi/kg) to the concentration in water (pCi/L) (see RG 1.109, Table E-1)
- $t_b$  = time period of long-term buildup for activity in sediment or soil (s)  
=  $4.72\text{E+}8 \text{ s}$  (15 yr, see RG 1.109, Table E-15)
- $P$  = effective surface density for soil ( $\text{kg/m}^2$ )  
=  $240 \text{ kg/m}^2$  (see RG 1.109, Table E-15)
- $1\text{E+}06$  = conversion factor for pCi/ $\mu$ Ci. This factor should be reduced to  $5\text{E+}05$  when calculating the dose factors for radioiodines. This accounts for the fraction of deposited elemental iodine that is accounted for in the dose modeling. See Reg. Guide 1.109, Appendix C, Section 3.a.

OFFSITE DOSE CALCULATION MANUAL

---

For carbon-14, the milk pathway  $R_{io}$  dose factor is calculated according to the following equation:

$$R_{io} = 1E+09 \times \frac{0.11}{0.16} \times F_m U_{ap} \times p \times Q_f D_{aio} e^{-\lambda_i t_h} \quad [D-4]$$

Where:

- $R_{io}$  = dose factor for radionuclide "i" (C-14) and organ "o" (mrem/yr per  $\mu\text{Ci}/\text{m}^3$ )
- 0.11 = fraction of plant mass that is natural carbon (see RG 1.109, eqn. C-8)
- 0.16 = concentration of natural carbon in the atmosphere (see RG 1.109, eqn. C-8)
- $F_m$  = stable element transfer coefficients (d/L, from RG 1.109, Table E-1)
- $U_{ap}$  = annual cow's milk consumption rate for age group "a" and milk pathway "p" (L/yr)  
= 330 L/yr for infant  
= 330 L/yr for child  
= 400 L/yr for teen  
= 310 L/yr for adult (from RG 1.109, Table E-5 for maximum exposed individual)
- $p$  = Fractional equilibrium ratio  
= 1 for continuous releases (from RG 1.109, page 26)
- $D_{aio}$  = ingestion dose factor for age group "a", radionuclide "i" and organ "o", (mrem/pCi) (from Reg. Guide 1.109, Table E-11)
- $Q_f$  = cow feed consumption rate (kg/d)  
= 50 kg/d (from RG 1.109, Table E-3)
- 1E+09 = conversion factor for pCi/ $\mu\text{Ci}$  and g/kg.
- $\lambda_i$  = decay constant of radionuclide "i" (C-14) ( $\text{sec}^{-1}$ )  
=  $3.84E-12 \text{ sec}^{-1}$
- $t_h$  = time interval between harvest and consumption of food (sec)  
=  $1.73E+05 \text{ sec}$  (2 d, RG 1.109, Table E-15)

OFFSITE DOSE CALCULATION MANUAL

---

For hydrogen-3, the milk pathway  $R_{io}$  dose factor is calculated according to the following equation:

$$R_{io} = 1E+09 \times 0.75 \times \frac{0.5}{H} F_m U_{ap} Q_f D_{aio} e^{-\lambda_i t_h} \quad [D-5]$$

Where:

- $R_{io}$  = dose factor for radionuclide "i" (H-3) and organ "o" (mrem/yr per  $\mu\text{Ci}/\text{m}^3$ )
- 0.75 = fraction of plant mass that is water (see RG 1.109, eqn. C-9)
- 0.5 = ratio of tritium concentration in plant water to tritium concentration in atmospheric water (see RG 1.109, eqn. C-9)
- $H$  = absolute humidity at the location of interest ( $\text{g}/\text{m}^3$ )  
=  $5.5 \text{ g}/\text{m}^3$  (from E. L. Entier (1980), Health Physics 39:318-320)
- $F_m$  = stable element transfer coefficients (d/L, from RG 1.109, Table E-1)
- $U_{ap}$  = annual cow's milk consumption rate for age group "a" and milk pathway "p" (L/yr)  
= 330 L/yr for infant  
= 330 L/yr for child  
= 400 L/yr for teen  
= 310 L/yr for adult (from RG 1.109, Table E-5 for maximum exposed individual)
- $Q_f$  = cow feed consumption rate (kg/d)  
= 50 kg/d (from RG 1.109, Table E-3)
- $D_{aio}$  = ingestion dose factor for age group "a", radionuclide "i" (H-3) and organ "o", (mrem/pCi) (from Reg. Guide 1.109, Table E-11)
- 1E+09 = conversion factor for pCi/ $\mu\text{Ci}$  and g/kg.
- $\lambda_i$  = decay constant of radionuclide "i" (H-3) ( $\text{sec}^{-1}$ )  
=  $1.78E-09 \text{ sec}^{-1}$
- $t_h$  = time interval between harvest and consumption of milk (sec)  
=  $1.73E+05 \text{ sec}$  (2 d, RG 1.109, Table E-15)



## OFFSITE DOSE CALCULATION MANUAL

### Grass-Cow-Meat Pathway

The dose from the grass-cow-meat pathway is determined according to Equation 10-11. The produce  $R_{io}$  dose factor is calculated according to the following equation for all particulates and iodines, EXCEPT H-3 and C-14:

$$R_{io} = 1E + 06 \times Q_f U_{ap} F_f D_{aio} e^{-\lambda_i t_s} \times \{f_p f_s + (1 - f_p f_s) e^{-\lambda_i t_h}\} \times \left\{ \frac{r(1 - e^{-(\lambda_i + \lambda_w)t_e})}{Y_v(\lambda_i + \lambda_w)} + \frac{B_{iv}(1 - e^{-\lambda_i t_b})}{P\lambda_i} \right\} \quad [D-6]$$

- Where:
- $R_{io}$  = dose factor for each identified radionuclide "i" and organ "o" ( $m^2(mrem/yr)$  per  $\mu Ci/s$  or  $mrem/yr$  per  $\mu Ci/m^3$ )
  - $Q_f$  = cow's consumption rate (kg/day)
  - $U_{ap}$  = annual meat consumption rate for age group "a" and meat pathway "p" (kg/yr)
    - = 0 kg/yr for infant
    - = 41 kg/yr for child
    - = 65 kg/yr for teen
    - = 110 kg/yr for adult (see RG 1.109, Table E-5 for maximum exposed individual)
  - $F_f$  = stable element transfer coefficients (d/kg, see RG 1.109, Table E-1)
  - $D_{aio}$  = ingestion dose factor for age group "a", radionuclide "i" and organ "o", from Reg. Guide 1.109 ( $mrem/pCi$ )
  - $\lambda_i$  = decay constant of radionuclide "i" ( $sec^{-1}$ )
  - $t_s$  = time from slaughter to consumption (sec)
    - =  $1.73E+06$  s (20d, see RG 1.109, Table E-15)
  - $f_p$  = fraction of the year that cow is on pasture
    - = 0.5 (from June 1976 Appendix I submittal to NRC. Doc. Number NPC-27397)
  - $f_s$  = fraction of cow feed that is pasture grass while cow is on pasture
    - = 0.5 (from June 1976 Appendix I submittal to NRC. Doc. Number NPC-27397)
  - $r$  = fraction of deposited activity retained on cow's feed grass
    - = 1.0 for radioiodines
    - = 0.2 for particulates (see RG 1.109, Table E-15)
  - $t_h$  = transport time from pasture, to harvest, to cow, to milk to receptor (sec)
    - =  $7.77E+06$  s (90d, see RG 1.109, Table E-15)
  - $\lambda_w$  = decay constant for removal of activity on leaf and plant surfaces by weathering ( $sec^{-1}$ )
    - =  $5.73E-07$   $sec^{-1}$  (corresponds to a 14 day half-life, see RG 1.109, Table E-15)

OFFSITE DOSE CALCULATION MANUAL

---

- $Y_v$  = agricultural productivity by unit area of pasture feed grass ( $\text{kg}/\text{m}^2$ )  
=  $0.7 \text{ kg}/\text{m}^2$  (from RG 1.109, Table E-15)
- $t_e$  = time period that crops are exposed to contamination during the growing season (s)  
=  $2.59\text{E}+06 \text{ s}$  (30d, see RG 1.109, Table E-15)
- $B_{iv}$  = concentration factor for the uptake of radionuclide "I", expressed as the ratio of the concentration in biota ( $\text{pCi}/\text{kg}$ ) to the concentration in water ( $\text{pCi}/\text{L}$ ) (see RG 1.109, Table E-1)
- $t_b$  = time period of long-term buildup for activity in sediment or soil (s)  
=  $4.72\text{E}+8 \text{ s}$  (15 yr, see RG 1.109, Table E-15)
- $P$  = effective surface density for soil ( $\text{kg}/\text{m}^2$ )  
=  $240 \text{ kg}/\text{m}^2$  (see RG 1.109, Table E-15)
- $1\text{E}+06$  = conversion factor for  $\text{pCi}/\mu\text{Ci}$

OFFSITE DOSE CALCULATION MANUAL

---

For carbon-14, the meat pathway  $R_{io}$  dose factor is calculated according to the following equation:

$$R_{io} = 1E+09 \times \frac{0.11}{0.16} \times F_f U_{ap} \times p \times Q_f D_{aio} e^{-\lambda_i t_s} \quad [D-7]$$

Where:

- $R_{io}$  = dose factor for radionuclide "i" (C-14) and organ "o" (mrem/yr per  $\mu\text{Ci}/\text{m}^3$ )
- 0.11 = fraction of plant mass that is natural carbon (see RG 1.109, eqn. C-8)
- 0.16 = concentration of natural carbon in the atmosphere (see RG 1.109, eqn. C-8)
- $F_f$  = stable element transfer coefficients (d/kg, see RG 1.109, Table E-1)
- $U_{ap}$  = annual meat consumption rate for age group "a" and meat pathway "p" (kg/yr)  
 = 0 kg/yr for infant  
 = 41 kg/yr for child  
 = 65 kg/yr for teen  
 = 110 kg/yr for adult (see RG 1.109, Table E-5 for maximum exposed individual)
- $p$  = Fractional equilibrium ratio  
 = 1 for continuous releases (from RG 1.109, page 26)
- $D_{aio}$  = ingestion dose factor for age group "a", radionuclide "i" and organ "o", (mrem/pCi) (from Reg. Guide 1.109, Table E-11)
- $Q_f$  = cow feed consumption rate (kg/d)  
 = 50 kg/d (from RG 1.109, Table E-3)
- 1E+09 = conversion factor for pCi/ $\mu\text{Ci}$  and g/kg.
- $\lambda_i$  = decay constant of radionuclide "i" (C-14) ( $\text{sec}^{-1}$ )  
 =  $3.84E-12 \text{ sec}^{-1}$
- $t_s$  = time from slaughter to consumption (sec)  
 =  $1.73E+06 \text{ s}$  (20d, see RG 1.109, Table E-15)

OFFSITE DOSE CALCULATION MANUAL

---

For hydrogen-3, the meat pathway  $R_{io}$  dose factor is calculated according to the following equation:

$$R_{io} = 1E + 09 \times 0.75 \times \frac{0.5}{H} F_f U_{ap} Q_f D_{aio} e^{-\lambda_i t_s} \quad [D-8]$$

- Where:
- $R_{io}$  = dose factor for radionuclide "i" (H-3) and organ "o" (mrem/yr per  $\mu\text{Ci}/\text{m}^3$ )
  - 0.75 = fraction of plant mass that is water (see RG 1.109, eqn. C-9)
  - 0.5 = ratio of tritium concentration in plant waer to tritium concentration in atmospheric water (see RG 1.109, eqn. C-9)
  - $H$  = absolute humidity at the location of interest ( $\text{g}/\text{m}^3$ )  
=  $5.5 \text{ g}/\text{m}^3$  (from E. L. Entier (1980), Health Physics 39:318-320)
  - $F_f$  = stable element transfer coefficients (d/kg, see RG 1.109, Table E-1)
  - $U_{ap}$  = annual meat consumption rate for age group "a" and meat pathway "p" ( $\text{kg}/\text{yr}$ )  
= 0  $\text{kg}/\text{yr}$  for infant  
= 41  $\text{kg}/\text{yr}$  for child  
= 65  $\text{kg}/\text{yr}$  for teen  
= 110  $\text{kg}/\text{yr}$  for adult (see RG 1.109, Table E-5 for maximum exposed individual)
  - $Q_f$  = cow feed consumption rate ( $\text{kg}/\text{d}$ )  
= 50  $\text{kg}/\text{d}$  (from RG 1.109, Table E-3)
  - $D_{aio}$  = ingestion dose factor for age group "a", radionuclide "i" (H-3) and organ "o", (mrem/pCi) (from Reg. Guide 1.109, Table E-11)
  - 1E+09 = conversion factor for pCi/ $\mu\text{Ci}$  and g/kg.
  - $\lambda_i$  = decay constant of radionuclide "i" (H-3) ( $\text{sec}^{-1}$ )  
=  $1.78\text{E}-09 \text{ sec}^{-1}$
  - $t_s$  = time from slaughter to consumption (sec)  
=  $1.73\text{E}+06 \text{ s}$  (20d, see RG 1.109, Table E-15)

OFFSITE DOSE CALCULATION MANUAL

---

Fruit, Grain, Non-Leafy Vegetable (Produce) Pathway

The dose from the fruit, grain, non-leafy vegetable (produce) pathway is determined according to Equation 10-11. The produce  $R_{io}$  dose factor is calculated according to the following equation for all particulates and iodines, EXCEPT H-3 and C-14:

$$R_{io} = 1E + 06 \times \left\{ \frac{r(1 - e^{-(\lambda_i + \lambda_w)t_e})}{Y_v(\lambda_i + \lambda_w)} + \frac{B_{iv}(1 - e^{-\lambda_i t_b})}{P\lambda_i} \right\} f_g U_{ap} D_{aio} e^{-\lambda_i t_h} \quad [D-9]$$

Where:

- $R_{io}$  = dose factor for each identified radionuclide "i" and organ "o" ( $m^2$ -mrem/yr per  $\mu\text{Ci/s}$  or mrem/yr per  $\mu\text{Ci/m}^3$ )
- $r$  = fraction of deposited activity remaining on crops  
= 1.0 for iodines  
= 0.2 for other particulates (from RG 1.109, Table E-15)
- $\lambda_i$  = decay constant of radionuclide "i" ( $\text{sec}^{-1}$ )
- $\lambda_w$  = decay constant for removal of activity on leaf and plant surfaces by weathering, ( $\text{sec}^{-1}$ )  
=  $5.73E-07 \text{ sec}^{-1}$  (14 day half-life, from RG 1.109, Table E-15)
- $D_{aio}$  = ingestion dose factor for age group "a", radionuclide "i" and organ "o", (mrem/pCi) (from Reg. Guide 1.109, Table E-11)
- $t_e$  = growing season (sec)  
=  $5.18E+06 \text{ sec}$  (60 days, from RG 1.109, Table E-15)
- $t_b$  = time that soil is exposed to the effluent (hr).  
=  $4.72E+08 \text{ sec}$  (15 yr, from RG 1.109, Table E-15)
- $t_h$  = time interval between harvest and consumption of food (sec)  
=  $5.18E+06 \text{ sec}$  (60 d, RG 1.109, Table E-15)
- $Y_v$  = agricultural productivity by unit area ( $\text{kg/m}^2$ )  
=  $2.0 \text{ kg/m}^2$  (from RG 1.109, Table E-15)
- $P$  = effective surface density of soil ( $\text{kg/m}^2$ )  
=  $240 \text{ kg/m}^2$  (from RG 1.109, Table E-15)
- $B_{iv}$  = concentration factor for uptake of radionuclide "i" from soil by edible parts of crops (pCi/kg, see RG 1.109, Table E-1)
- $f_g$  = fraction of ingestion taken from the garden of interest  
= 0.76 (from NUREG-0133, page 36)
- $U_{ap}$  = annual produce usage rate (consumption rate) for age group "a" and produce pathway "p" ( $\text{kg/yr}$ )  
= 0 kg/yr for infant  
= 520 kg/yr for child  
= 630 kg/yr for teen  
= 520 kg/yr for adult (from RG 1.109, Table E-5 for maximum exposed individual)
- $1E+06$  = conversion factor for pCi/ $\mu\text{Ci}$ . This factor is reduced by 50% to  $5E+05$  for iodines. (see RG 1.109, eqn. C-7)

OFFSITE DOSE CALCULATION MANUAL

---

For carbon-14, the produce  $R_{io}$  dose factor is calculated according to the following equation:

$$R_{io} = 1E+09 \times \frac{0.11}{0.16} \times f_g U_{ap} \times p \times D_{aio} e^{-\lambda_i t_h} \quad [D-10]$$

Where:

- $R_{io}$  = dose factor for radionuclide "i" (C-14) and organ "o" (mrem/yr per  $\mu\text{Ci}/\text{m}^3$ )
- 0.11 = fraction of plant mass that is natural carbon (see RG 1.109, eqn. C-8)
- 0.16 = concentration of natural carbon in the atmosphere (see RG 1.109, eqn. C-8)
- $f_g$  = fraction of ingestion taken from the garden of interest = 0.76 (from NUREG-0133, page 36)
- $U_{ap}$  = annual produce usage rate (consumption rate) for age group "a" and produce pathway "p" (kg/yr)
  - = 0 kg/yr for infant
  - = 520 kg/yr for child
  - = 630 kg/yr for teen
  - = 520 kg/yr for adult (from RG 1.109, Table E-5 for maximum exposed individual)
- $p$  = Fractional equilibrium ratio
  - = 1 for continuous releases (from RG 1.109, page 26)
- $D_{aio}$  = ingestion dose factor for age group "a", radionuclide "i" and organ "o", (mrem/pCi) (from Reg. Guide 1.109, Table E-11)
- 1E+09 = conversion factor for pCi/ $\mu\text{Ci}$  and g/kg.
- $\lambda_i$  = decay constant of radionuclide "i" (C-14) ( $\text{sec}^{-1}$ )
  - =  $3.84E-12 \text{ sec}^{-1}$
- $t_h$  = time interval between harvest and consumption of food (sec)
  - =  $5.18E+06 \text{ sec}$  (60 d, RG 1.109, Table E-15)

## OFFSITE DOSE CALCULATION MANUAL

---

For hydrogen-3, the produce  $R_{io}$  dose factor is calculated according to the following equation:

$$R_{io} = 1E + 09 \times 0.75 \times \frac{0.5}{H} f_g U_{ap} D_{aio} e^{-\lambda_i t_h} \quad [D-11]$$

Where:

- $R_{io}$  = dose factor for radionuclide "i" (H-3) and organ "o" (mrem/yr per  $\mu\text{Ci}/\text{m}^3$ )
- 0.75 = fraction of plant mass that is water (see RG 1.109, eqn. C-9)
- 0.5 = ratio of tritium concentration in plant waer to tritium concentration in atmospheric water (see RG 1.109, eqn. C-9)
- $H$  = absolute humidity at the location of interest ( $\text{g}/\text{m}^3$ )  
=  $5.5 \text{ g}/\text{m}^3$  (from E. L. Entier (1980), Health Physics 39:318-320)
- $f_g$  = fraction of ingestion taken from the garden of interest  
= 0.76 (from NUREG-0133, page 36)
- $U_{ap}$  = annual produce usage rate (consumption rate) for age group "a" and produce pathway "p" ( $\text{kg}/\text{yr}$ )  
= 0  $\text{kg}/\text{yr}$  for infant  
= 520  $\text{kg}/\text{yr}$  for child  
= 630  $\text{kg}/\text{yr}$  for teen  
= 520  $\text{kg}/\text{yr}$  for adult (from RG 1.109, Table E-5 for maximum exposed individual)
- $D_{aio}$  = ingestion dose factor for age group "a", radionuclide "i" (H-3) and organ "o", (mrem/pCi) (from Reg. Guide 1.109, Table E-11)
- 1E+09 = conversion factor for pCi/ $\mu\text{Ci}$  and g/kg.
- $\lambda_i$  = decay constant of radionuclide "i" (H-3) ( $\text{sec}^{-1}$ )  
=  $1.78E-09 \text{ sec}^{-1}$
- $t_h$  = time interval between harvest and consumption of food (sec)  
=  $5.18E+06 \text{ sec}$  (60 d, RG 1.109, Table E-15)

OFFSITE DOSE CALCULATION MANUAL

---

Leafy Vegetable Pathway

The dose from the leafy vegetable pathway is determined according to Equation 10-11. The leafy vegetable  $R_{io}$  dose factor is calculated according to the following equation for all particulates and iodines, EXCEPT H-3 and C-14:

$$R_{io} = 1E + 06 \times \left\{ \frac{r(1 - e^{-(\lambda_i + \lambda_w)t_e})}{Y_v(\lambda_i + \lambda_w)} + \frac{B_{iv}(1 - e^{-\lambda_i t_b})}{P\lambda_i} \right\} f_g U_{ap} D_{aio} e^{-\lambda_i t_h} \quad [D-12]$$

- Where:
- $R_{io}$  = dose factor for each identified radionuclide "i" and organ "o" ( $m^2$ -mrem/yr per  $\mu\text{Ci/s}$  or mrem/yr per  $\mu\text{Ci/m}^3$ )
  - $r$  = fraction of deposited activity remaining on crops  
= 1.0 for iodines  
= 0.2 for other particulates (from RG 1.109, Table E-15)
  - $\lambda_i$  = decay constant of radionuclide "i" ( $\text{sec}^{-1}$ )
  - $\lambda_w$  = decay constant for removal of activity on leaf and plant surfaces by weathering, ( $\text{sec}^{-1}$ )  
=  $5.73E-07 \text{ sec}^{-1}$  (14 day half-life, from RG 1.109, Table E-15)
  - $D_{aio}$  = ingestion dose factor for age group "a", radionuclide "i" and organ "o", from Reg. Guide 1.109
  - $t_e$  = growing season (sec)  
=  $5.18E+06 \text{ sec}$  (60 days, from RG 1.109, Table E-15)
  - $t_b$  = time that soil is exposed to the effluent (hr).  
=  $4.72E+08 \text{ sec}$  (15 yr, from RG 1.109, Table E-15)
  - $t_h$  = time interval between harvest and consumption of food (sec)  
=  $8.64E+04 \text{ sec}$  (1 d, from RG 1.109, Table E-15)
  - $Y_v$  = agricultural productivity by unit area ( $\text{kg/m}^2$ )  
=  $2.0 \text{ kg/m}^2$  (from RG 1.109, Table E-15)
  - $P$  = effective surface density of soil ( $\text{kg/m}^2$ )  
=  $240 \text{ kg/m}^2$
  - $B_{iv}$  = concentration factor for uptake of radionuclide "i" from soil by edible parts of crops ( $\text{pCi/kg}$ ) (from RG 1.109, Table E-1)
  - $f_g$  = fraction of ingestion taken from the garden of interest  
= 1.0 (from NUREG-0133, page 36)



OFFSITE DOSE CALCULATION MANUAL

---

- $U_{ap}$  = annual produce usage rate (consumption rate) for age group "a" and produce pathway "p" (kg/yr)  
 = 0 kg/yr for infant  
 = 26 kg/yr for child  
 = 42 kg/yr for teen  
 = 64 kg/yr for adult (from RG 1.109, Table E-5 for maximum exposed individual)
- $1E+06$  = conversion factor for pCi/μCi. This factor is reduced by 50% to  $5E+05$  for iodines. (see RG 1.109, eqn. C-7)

For carbon-14, the leafy vegetable  $R_{io}$  dose factor is calculated according to the following equation:

$$R_{io} = 1E + 09 \times \frac{0.11}{0.16} \times f_g U_{ap} D_{aio} e^{-\lambda_i t_h} \quad [D-13]$$

- Where:
- $R_{io}$  = dose factor for radionuclide "i" (C-14) and organ "o" (mrem/yr per μCi/m<sup>3</sup>)
- 0.11 = fraction of plant mass that is natural carbon (see RG 1.109, eqn. C-8)
- 0.16 = concentration of natural carbon in the atmosphere (see RG 1.109, eqn. C-8)
- $f_g$  = fraction of ingestion taken from the garden of interest  
 = 1.0 (from NUREG-0133, page 36)
- $U_{ap}$  = annual produce usage rate (consumption rate) for age group "a" and produce pathway "p" (kg/yr)  
 = 0 kg/yr for infant  
 = 26 kg/yr for child  
 = 42 kg/yr for teen  
 = 64 kg/yr for adult (from RG 1.109, Table E-5 for maximum exposed individual)
- $D_{aio}$  = ingestion dose factor for age group "a", radionuclide "i" and organ "o", (mrem/pCi) (from Reg. Guide 1.109, Table E-11)
- $1E+09$  = conversion factor for pCi/μCi and g/kg.
- $\lambda_i$  = decay constant of radionuclide "i" (C-14) (sec<sup>-1</sup>)  
 =  $3.84E-12$  sec<sup>-1</sup>
- $t_h$  = time interval between harvest and consumption of food (sec)  
 =  $8.64E+04$  sec (1 d, RG 1.109, Table E-15)

OFFSITE DOSE CALCULATION MANUAL

---

For hydrogen-3, the leafy vegetable  $R_{io}$  dose factor is calculated according to the following equation:

$$R_{io} = 1E + 09 \times 0.75 \times \frac{0.5}{H} f_g U_{ap} D_{aio} e^{-\lambda_i t_h} \quad [D-14]$$

Where:

- $R_{io}$  = dose factor for radionuclide "i" (H-3) and organ "o"  
(mrem/yr per  $\mu\text{Ci}/\text{m}^3$ )
- 0.75 = fraction of plant mass that is water (see RG 1.109, eqn. C-9)
- 0.5 = ratio of tritium concentration in plant waer to tritium concentration in atmospheric water (see RG 1.109, eqn. C-9)
- $H$  = absolute humidity at the location of interest ( $\text{g}/\text{m}^3$ )  
=  $5.5 \text{ g}/\text{m}^3$  (from E. L. Entier (1980), Health Physics 39:318-320)
- $f_g$  = fraction of ingestion taken from the garden of interest  
= 1.0 (from NUREG-0133, page 36)
- $U_{ap}$  = annual produce usage rate (consumption rate) for age group "a" and produce pathway "p" ( $\text{kg}/\text{yr}$ )  
= 0  $\text{kg}/\text{yr}$  for infant  
= 26  $\text{kg}/\text{yr}$  for child  
= 42  $\text{kg}/\text{yr}$  for teen  
= 64  $\text{kg}/\text{yr}$  for adult (from RG 1.109, Table E-5 for maximum exposed individual)
- $D_{aio}$  = ingestion dose factor for age group "a", radionuclide "i" (H-3) and organ "o", (mrem/pCi) (from Reg. Guide 1.109, Table E-11)
- 1E+09 = conversion factor for pCi/ $\mu\text{Ci}$  and g/kg.
- $\lambda_i$  = decay constant of radionuclide "i" (H-3) ( $\text{sec}^{-1}$ )  
=  $1.78E-09 \text{ sec}^{-1}$
- $t_h$  = time interval between harvest and consumption of food (sec)  
=  $8.64E+04 \text{ sec}$  (1 d, RG 1.109, Table E-15)

OFFSITE DOSE CALCULATION MANUAL

---

APPENDIX E  
DERIVATION OF DILUTION FACTORS USING REGULATORY GUIDE 1.113

E.1 Liquid Effluent Dilution Factor Calculations

E.1.1 Methodology

The dilution factors used for calculating the doses from liquid effluent released to Lake Michigan were calculated using the methodology of Regulatory Guide 1.113, "Estimating Aquatic Dispersion of Effluents from Accidental and Routine Reactor Releases for the Purpose of Implementing Appendix I." The parameters used in the calculation and the results of the calculation are given in Table E-1. The results are presented graphically in Figure E-1.

The centerline and shoreline values were calculated using Reg Guide 1.113 formulae 17 and 18 which apply to discharges to the Great Lakes. (The formulae are not presented here. See Appendix I Section 5 of the PBNP FSAR for the formulae and origin of values used.) These results are applied as calculated for fish caught near PBNP. But for other pathways, an extra factor of two (2) is applied to account for current reversals which occur in Lake Michigan as described in the Appendix I, Section 5, of the PBNP FSAR.

TABLE E-1  
SURFACE DILUTION FACTORS FOR LIQUID EFFLUENTS IN A LARGE LAKE

DOWNSTREAM DISTANCE (meters)	PLUME CENTERLINE	SHORELINE
10	8.81	
20	8.81	
30	8.81	
40	8.81	
50	8.81	
60	8.81	
70	8.81	
80	8.81	
90	8.81	
100	8.81	
200	8.81	
300	8.81	
400	8.81	
500	8.81	
600	8.81	
700	8.81	
800	8.81	

OFFSITE DOSE CALCULATION MANUAL

TABLE E-1  
SURFACE DILUTION FACTORS FOR LIQUID EFFLUENTS IN A LARGE LAKE

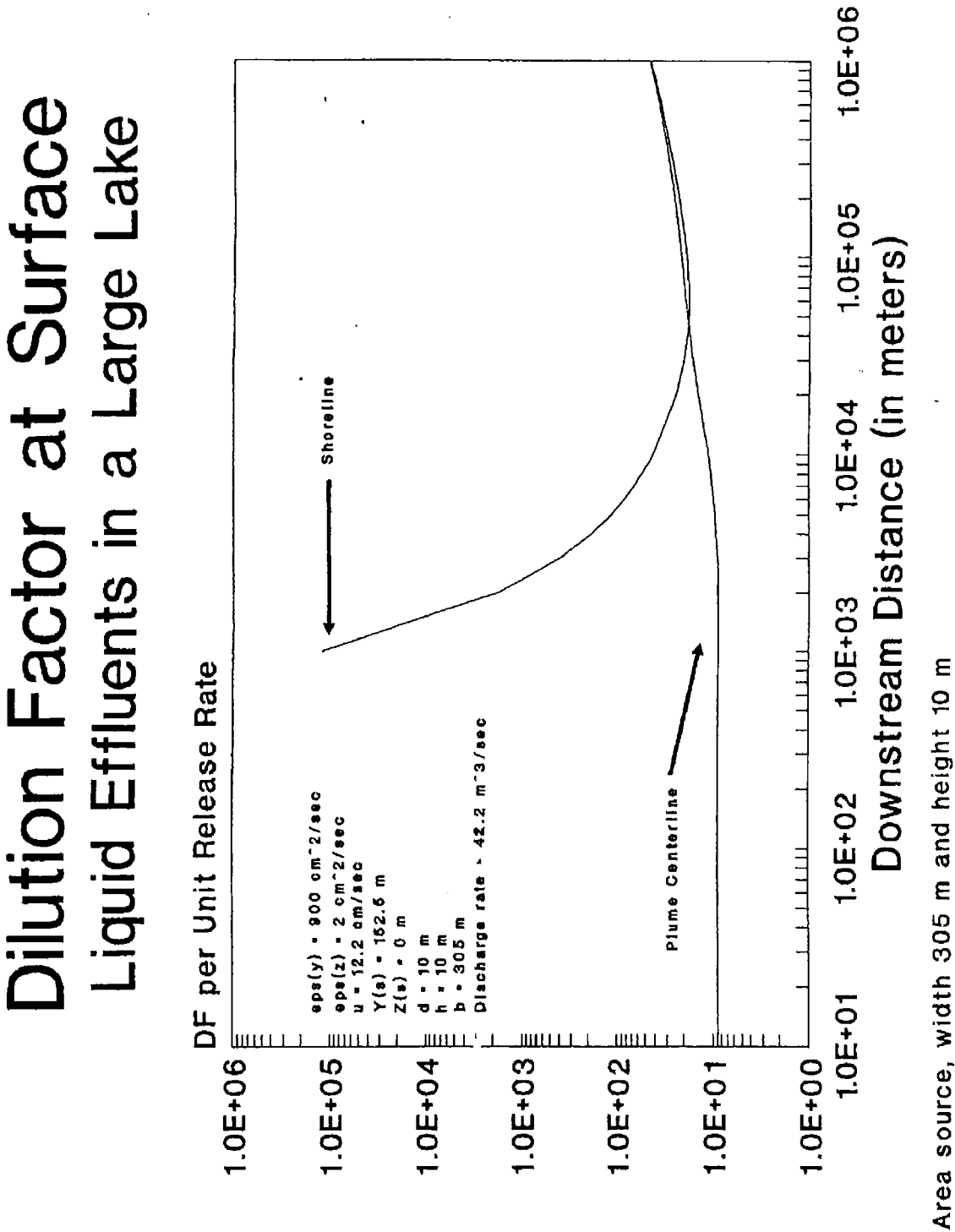
DOWNSTREAM DISTANCE (meters)	PLUME CENTERLINE	SHORELINE
900	8.81	
1000	8.81	122000
2000	8.86	1758
3000	9.01	401
4000	9.25	186
5000	9.53	116
6000	9.85	83.8
7000	10.2	65.9
8000	10.5	54.9
9000	10.8	47.4
10000	11.1	42.1
20000	14.0	24.0
30000	16.1	20.1
40000	17.7	18.7
50000	18.8	18.3
60000	19.6	18.2
70000	20.3	18.3
80000	20.9	18.6
90000	21.4	18.9
100000	21.9	19.2
200000	25.9	23.2
300000	29.2	26.9
400000	32.3	30.3
500000	35.2	33.3
600000	37.8	36.0
700000	40.2	38.6
800000	42.6	41.0
900000	44.8	43.3
1000000	46.9	45.5

**NOTE 1:** These values were calculated using the equation described in Section 5.2 of the PBNP FSAR and the following values:

$$\begin{aligned}
 \epsilon_y &= 900 \text{ cm}^2/\text{sec} & z_s &= 0 \text{ meters} \\
 \epsilon_z &= 2 \text{ cm}^2/\text{sec} & d &= 10 \text{ meters} \\
 U &= 12.2 \text{ cm/sec} & h &= 10 \text{ meters} \\
 y_s &= 152.5 \text{ meters} & b &= 305 \text{ meters} \\
 \text{Discharge rate} &= 42.2 \text{ m}^3/\text{sec}
 \end{aligned}$$

OFFSITE DOSE CALCULATION MANUAL

FIGURE E-1  
DILUTION FACTORS AT SURFACE



OFFSITE DOSE CALCULATION MANUAL

---

E.1.2 Dilution Factor Twelve Miles Downstream: Two Rivers Water Intake

The dilution factors used at the Two Rivers water intake twelve miles downstream from PBNP included the factor of two described in Section E.1.1. However, instead of using the straight centerline dilution factor shown in Table 1, the weighted average dilution factor calculated over the width of the plume was used.

The approach was used for the following reasons. First, the path that the current takes to reach the Two Rivers water intake is not straight. In order to reach Two Rivers, the water must flow southeast around Point Beach State Park, which juts into Lake Michigan, and then curves back 90 degrees towards Two Rivers. As a result of this deviation from straight line flow, any part of the plume or possibly none of the plume would impinge upon the intake structure.

Second, there is a difference in the distance offshore of the PBNP discharge and the Two Rivers water intake. The Two Rivers water intake is located 5080 feet offshore. By contrast, PBNP discharges close to the shoreline through two flumes, one directed north and one directed south, and is modeled as a source that extends 1000 feet out into the lake from the shoreline.

Based on these two considerations, it was concluded that the weighted average dilution across the width of the plume as it diverges while flowing south would constitute a better estimate of the dilution factor instead of the calculated for the centerline of an area source as is assumed for the FSAR calculation. The calculation and the values used are shown below.

The average dilution factor at 12 miles downstream was calculated in the following manner:

The standard deviation of the radionuclide concentration in the y direction at 12 miles downstream on the surface of the lake is 168.8 meters. This calculation used the following formula:

$$\sigma_y = \sqrt{\frac{2 \times \varepsilon_y \times x}{u}} \quad [E-1]$$

Where:

- $\sigma_y$  = Standard deviation of the radionuclide concentration in the y direction
- $\varepsilon_y$  = Lateral turbulent diffusion coefficient (cm<sup>2</sup>/sec)  
= 900 cm<sup>2</sup>/sec
- $x$  = Downstream distance (cm)  
= 1.93E+06 cm
- $u$  = Current (cm/sec)  
= 12.2 cm/sec

At distances of 0.1σ, 0.2σ, etc. off the plume centerline, the dilution factor was calculated using the equation shown in Appendix I Section 5.2 of the PBNP FSAR. The distances off the plume centerline, the calculated dilution factor, and the fraction of the area under the normal distribution curve is listed below.

OFFSITE DOSE CALCULATION MANUAL

TABLE E-2  
DILUTION FACTORS

STANDARD DEVIATION	DISTANCE (meters)	FRACTION OF AREA UNDER CURVE <sup>1</sup>	DILUTION FACTOR
0.1 $\sigma$	16.9	0.080	13.8
0.2 $\sigma$	33.8	0.080	14.0
0.3 $\sigma$	50.6	0.078	14.3
0.4 $\sigma$	67.5	0.075	14.7
0.5 $\sigma$	84.4	0.072	15.2
0.6 $\sigma$	101.3	0.068	15.8
0.7 $\sigma$	118.1	0.065	16.6
0.8 $\sigma$	135.0	0.060	17.6
0.9 $\sigma$	151.9	0.056	18.8
1.0 $\sigma$	168.8	0.051	20.2
1.1 $\sigma$	185.6	0.046	21.9
1.2 $\sigma$	202.5	0.042	23.9
1.3 $\sigma$	219.4	0.037	26.3
1.4 $\sigma$	236.3	0.032	29.2
1.5 $\sigma$	253.2	0.028	32.6
1.75 $\sigma$	295.4	0.053	44.7
2.0 $\sigma$	337.6	0.035	64.7
2.25 $\sigma$	379.8	0.021	98.4
2.5 $\sigma$	421.9	0.012	158.4
3.0 $\sigma$	506.3	0.010	482
TOTAL		1.000	

**NOTE:** It is assumed that the standard deviation of the radionuclide concentrations across the plume can be represented by a normal distribution curve. The fraction of the total area under the curve is that fraction of the area under the curve that lies between, for example, the interval 0.1 $\sigma$  and 0.2 $\sigma$  which also includes the area of the curve in the interval -0.1 $\sigma$  and -0.2 $\sigma$ .  
The average dilution factor over the width of the plume was calculated by multiplying the dilution factor at each of the locations off of the plume centerline by the fraction of the total area of the curve occupied by that interval and then summing over all the intervals. An average dilution factor of 29 was calculated.

OFFSITE DOSE CALCULATION MANUAL

---

APPENDIX F  
RADIOLOGICAL IMPACT OF SEWAGE TREATMENT SLUDGE DISPOSAL

**NOTE: Appendix F is for historical reference. Land disposal of sewage sludge is no longer used at Point Beach**

The methodology for determining the radiological impact of land application of contaminated sewage treatment sludge is presented in this section. The evaluation must be made prior to every land application of sewage treatment plant (STP) sludge that contains licensed material. Sludge and other STP material which does not contain licensed material may be disposed of by any legal method without prior radiological analysis.

F.1 Basis, Commitments and Actions

F.1.1 Basis

With the discovery that the PBNP STP sludge contained licensed material, Wisconsin Electric applied for NRC approval to dispose of the sludge by land application on land within the PBNP site boundary pursuant to 10 CFR 20.302(a). Wisconsin Electric committed to gamma isotopic analysis (GIA) of the sludge to measure the concentrations of licensed material in the STP sludge and to compare the results to concentration limits prior to each disposal [letter dated October 8, 1987 (VPNPD-87-430, NRC-87-104)] (See Appendix G). In addition, the dose to the maximally exposed individual of the general public and to the inadvertent intruder would be evaluated for the appropriate exposure pathways.

F.1.2 Basis for NRC Commitment Modification

Pursuant to NRC guidance, the sludge is clean if no licensed materials are found when analyzed under conditions necessary to achieve the environmental LLDs (NRC HPPOS 221). Clean sludge is not under NRC jurisdiction and may be disposed of by any legal method without prior radioanalyses. Therefore, if the sludge is clean and there is no pathway to the STP from the RCA, or pathways are administratively controlled to prevent the transfer of licensed materials to the STP, there is no need to analyze the sludge prior to any disposal.

Since the 1987 commitment, engineering modifications and administrative controls have eliminated the pathways from the RCA to the STP. Three subsequent sludge GIAs (a total of eight STP samples) utilizing the analytical parameters required to achieve environmental lower limit of detection (LLD) found only naturally occurring radionuclides. In each analysis, the licensed materials were below the minimum detectable activity for the particular measurement and below the required LLDs. These results verify the efficiency of the modifications and administrative controls in eliminating pathways from the RCA to the STP. Therefore, because there is no longer any reason to believe that the PBNP STP sewage contains licensed material and there are no pathways from the RCA to the STP, the sewage may be disposed of by any legal method without GIA prior to each disposal.



OFFSITE DOSE CALCULATION MANUAL

---

F.1.3 Modification

Periodic gamma isotopic analyses (GIA) of the STP sludge shall occur at a frequency set forth in the Chemistry Analytical Methods & Procedures (CAMP). This may include analyses prior to disposal depending on the results from the periodic analyses. The GIA of the STP sludge shall meet the LLD criteria of normal liquid effluents. The detection of any licensed material in the sludge during the periodic GIA shall necessitate returning to the GIA prior to disposal in order to evaluate the radiological consequences of the disposal. The GIA prior to each disposal shall continue until such time that the sludge can be shown, using environmental LLD criteria, not to contain licensed material.

Also, re-initiation of the 1987 commitment to analyze the STP sludge prior to each disposal shall be required if plant conditions change in a manner which would lead one to believe that the STP sludge may be contaminated. An example of such a condition is the opening of valve STP-009 which is controlled by a tag. Again, reversion to a CAMP controlled frequency can occur only upon verification that no licensed material is in the sludge pursuant to the environmental LLD criteria.

F.1.4 Exposure Evaluations

If the sludge contains licensed material, the 1987 commitment requires that the appropriate exposure pathways be evaluated prior to each application of sludge to insure that the dose to the maximally exposed member of the general public is maintained at less than 1 mrem/year and that to the inadvertent intruder, at less than 5 mrem/year. Also, the measured concentration shall be compared to the liquid maximum effluent concentrations of Appendix B to 10 CFR 20.

The exposure pathways evaluated for the maximally exposed individual are the following:

1. External whole body exposure due to a ground plane source of radionuclides.
2. Milk ingestion pathway from cows fed alfalfa grown on plot.
3. Meat ingestion pathway from cows fed alfalfa grown on plot.
4. Vegetable ingestion pathway from vegetables grown on plot.
5. Inhalation of radioactivity resuspended in air above plot.
6. Pathways associated with a release to Lake Michigan. These pathways are ingestion of potable water at the Two Rivers, Wisconsin municipal water supply, ingestion of fish from edge of initial mixing zone of radionuclide release, ingestion of fresh and stored vegetables irrigated with water from Lake Michigan, ingestion of milk and meat from cows utilizing Lake Michigan as drinking water source, swimming and boating activities at the edge of the initial mixing zone, and shoreline deposits.

The exposure pathways evaluated for the inadvertent intruder are the same as items 1, 4, 5, and 6 identified above for the maximally exposed individual.

OFFSITE DOSE CALCULATION MANUAL

---

F.2 Procedure

The following steps are to be performed by the responsible Chemistry Specialist for each contaminated sewage treatment sludge disposal.

1. Determine the radionuclide concentrations in each representative sewage treatment sludge sample. The minimum number of representative samples required is three from each sludge storage tank. The average of all statistically valid concentration determinations will be utilized in determining the sludge storage tank concentration values.
2. Verify that the concentration of each radionuclide meets the concentration and activity limit criteria. The methodology for determining compliance with the concentration and activity limit criteria are contained in Wisconsin Electric letter VPNPD 87-430.
3. Verify that the proposed disposal of the sewage treatment sludge will maintain doses within the applicable limits. This calculation will include radionuclides disposed of in previous sludge applications. The activity from these prior disposals will be corrected for radiological decay prior to performing dose calculations for the meat, milk, and vegetable ingestion pathways, the inhalation of resuspended radionuclides, and all pathways associated with a potential release to Lake Michigan. The residual radioactivity will be corrected, if applicable, for the mixing of radionuclides in the soil prior to performing external exposure calculations.

Microshield, a nationally recognized computer code, will be used to calculate the dose rate due to standing on a plot of land utilized for sludge disposal in which the radionuclides from prior disposals have been incorporated into the plot by plowing. This calculated dose rate will be used to assess the radiological consequences from prior disposals with the consequences of proposed future disposals. The total radiological dose consequence of the past and the proposed disposal will be compared to the applicable limits to insure the dose is maintained at or below the limits.

The methodology for calculating the radiological impact of the sewage treatment sludge disposal is contained in Wisconsin Electric letter VPNPD 87-430.

4. Inform the appropriate Chemistry Specialist that the sewage treatment sludge disposal may proceed after verifying that the sewage treatment sludge meets the concentration, activity, and dose limits.
5. All calculations shall be included with the sewage treatment sludge disposal record.

OFFSITE DOSE CALCULATION MANUAL

---

F.3 Administrative Requirements

The following steps are to be performed by the responsible Chemistry Specialist for each contaminated sewage treatment sludge disposal.

1. Complete records of each contaminated disposal shall be kept as follows:
  - a. Radionuclide concentration of the sludge
  - b. Total volume of the sludge disposed
  - c. The identity of the plot used for the disposal
  - d. Dose calculation results
  - e. Results of annual chemical composition determination
2. Modifications to the WE application as documented in the October 8, 1987, letter shall be processed in accordance with NP 5.1.7, Regulatory Commitment Management.  
(CCE 001-013)

- a. Commitment Change - 1

Section 3.2 of Attachment II of the submittal states that physical and chemical properties of the sludge would be determined prior the each land application. Pursuant to a change in the PBNP WPDES Permit, non-radiological properties are now determined annually instead of per application. The frequency for radiological characterization did not change. (See Appendix H and CCE 2002-002)

- b. Commitment Change - 2

In Section 3.3 of Attachment II of the submittal letter, the annual disposal rate was..." limited to 4,000 gallons/acre, provided WDNR chemical composition, NRC dose guidelines and activity limits are maintained...." Modification 2 removes the 4,000 gallon limit and makes the application unlimited provided the WDNR and NRC constraints are met. (See Appendix I and CCE 2002-004)

OFFSITE DOSE CALCULATION MANUAL

---

c. Commitment Change - 3

In Section 3.2 of Attachment II of NRC submittal letter dated October 8, 1987, Wisconsin Electric committed to gamma isotopic analysis (GIA) to determine the concentration of licensed material in sewage treatment plant (STP) sludge prior to each disposal. Pursuant to NRC HPPOS-221 guidance, the sludge has been shown to be clean on three different occasions after pathways from the RCA to the STP were eliminated by plant modifications and administrative controls. Pursuant to HPPOS, the sludge analyses were done under the conditions necessary to achieve the environmental LLDs. Only naturally occurring radionuclides were found and licensed material was below the minimum detectable concentration. This indicates that the former pathways from the RCA to the STP had been eliminated. Therefore, there is no need to continue the analyses because there is no RCA to STP pathway and there is no reason to believe that the sewage contains licensed material. Hence, the commitment to analyze STP sludge prior to every disposal is modified and replaced with periodic analyses at a frequency set by CAMP 914. However, if plant conditions change in a manner which places the STP sewage outside the guidance parameters which allowed for the discontinuance of analyses, the sewage must be analyzed prior to each disposal until it again is shown not to contain licensed material. (See Appendix J and CCE-2002-3)

OFFSITE DOSE CALCULATION MANUAL

---

APPENDIX G  
VPNPD-87-430, NRC-87-104

Wisconsin Electric submittal to the United States Nuclear Regulatory Commission, dated October 8, 1987 (VPNPD-87-430, NRC-87-104)

The submittal consists of the letter and two Attachments. Attachment II contains Appendices A-G.

Pursuant to the NRC letter of January 13, 1988 (NPC-30260), a copy of the submittal (VPNPD-87-430, NRC-87-104) must be permanently incorporated into the ODCM as an Appendix and future modifications of the letter be reported to the NRC in accordance with commitments regarding ODCM changes.

ODCM  
Revision 23

DOCUMENT 100-100000



(414) 277-7345

October 8, 1987

**Gentlemen:**

DOCKET NOS. 50-266 AND 50-301  
RESPONSE TO REQUEST FOR ADDITIONAL INFORMATION  
FOR 10 CFR 20.302 APPLICATION  
POINT BEACH NUCLEAR PLANT

On July 14, 1987, Wisconsin Electric Power Company submitted an application, under the provisions of 10 CFR 20.302, for approval of a proposed procedure to dispose of sewage treatment sludge containing minute quantities of radioactive materials. Subsequent to the application, Mr. Ted Quay of the NRC staff requested additional information regarding the environmental characteristics of the area surrounding the Point Beach Nuclear Plant. The responses to this request were furnished in our submittal dated August 6, 1987.

By letter dated September 9, 1987, the NRC has requested Wisconsin Electric supply additional information in order to complete the review of our application. This Request for Additional Information (RAI) contains ten specific items which require responses or commitments from Wisconsin Electric. In addition, the NRC requests the previously submitted information and the information supplied in response to the RAI be compiled into "one complete, extensive, and self-contained package". To facilitate your review, Attachment I is included to provide direct responses to the ten items contained in the RAI. Attachment II is provided as the complete application, including the information from our letters dated July 14, 1987, and August 6, 1987, and information supplied in response to the NRC RAI.

We request that you complete your review of this complete, self-contained package and issue an approval of our application

RECEIVED

OCT 12 1987

## POINT BEACH

Plant 12010100 gen.  
(cc. 05160000)  
commitment made for  
additional sampling  
& analysis prior to  
discharge LA Tech II,  
page 2.) 12F

OFFSITE DOSE CALCULATION MANUAL

---


NRC Document Control Desk

October 8, 1987

Page 2

as soon as possible. In order to facilitate your review and to expedite processing, we would be pleased to discuss these matters or provide additional information by telephone. Please feel free to contact us.

Very truly yours,

  
C. W. Fay  
Vice President  
Nuclear Power

bjm

Attachments

Copies to NRC Resident Inspector  
NRC Regional Administrator, Region III

Blind copies to Britt/Gorske/Finke, Burstein, Charnoff,  
Fay, Krieser, Lipke, Newton, ~~Zion~~

ATTACHMENT I

RESPONSES TO QUESTIONS CONTAINED IN THE  
REQUEST FOR ADDITIONAL INFORMATION (RAI)  
ON POINT BEACH 1 AND 2 REQUEST  
FOR DISPOSAL OF LOW LEVEL RADIOACTIVITY  
CONTAMINATED SEWAGE SLUDGE BY LAND APPLICATION  
WISCONSIN ELECTRIC POWER COMPANY  
UNDER 10 CFR 20.302(a)



OFFSITE DOSE CALCULATION MANUAL

The numbering system used in these responses corresponds directly to numbering used in the NRC RAI, dated September 9, 1987.

1. a. This request is for multiple applications, approximately 2 to 4 per year.  
b. This request is for multiple years, expiration to coincide with conclusion of decommissioning activities associated with retirement of PBNP Units 1 & 2.  
c. Please refer to the response to question number 10.

2. The pathways used to determine doses to both the maximally exposed individual and the inadvertent intruder are documented in Attachment II, Appendices D and E.

Due to the extremely low concentrations of radionuclides in the sewage sludge and the associated low doses, Wisconsin Electric will control access to the disposal sites by conditions of use defined in lease agreements with the lease. Use of the land is not controlled beyond the conditions of the lease, thereby not restraining a casual visitor from the disposal site. However continuous occupancy would be readily observed, and remedial action would be taken.

3. Information contained in previous submittals has been included in Attachment II with modifications to provide specific commitments to the NRC.

4. Please refer to the response to question number 10.

5. Site maps have been updated and are included in Attachment II, Appendix C.

6. The direct grazing of cattle on the proposed disposal sites is controlled by restrictions contained in the lease agreement.

There will be no restrictions placed on fishermen on Lake Michigan. Calculations of doses due to all pathways associated with a release to Lake Michigan (Attachment II, Appendix E) do not indicate a need to apply restrictions to fishermen.

7. Please refer to revised site maps included in Attachment II, Appendix C. Site number 5 is located on company owned land beyond the PBNP site boundary. All other sites are within the PBNP site boundary area.

8. a. Please refer to Attachment II, Section 3.2, Disposal Procedure.  
b. Please refer to Attachment II, Section 3.2, Disposal Procedure.  
c. Please refer to Attachment II, Section 3.2, Disposal Procedure.  
d. Please refer to Attachment II, Appendix A.

9. Please refer to Attachment II, including Appendix D and Appendix E for additional pathways analyzed for this submittal. These identified pathways will be analyzed prior to all subsequent disposals to insure doses are maintained within prescribed limits, i.e., 1 mrem/year to the maximally exposed individual and 5 mrem/year to the inadvertent intruder.

10. A limiting concentration level for the sludge contained in the storage tank is discussed, in Attachment II, Appendix F. Since this application is for multiple applications over multiple years, Attachment II, Appendix F also addresses an activity limit.

**ATTACHMENT II**

**COMPLETE ANALYSIS AND EVALUATION**

**POINT BEACH NUCLEAR PLANT**

**10 CFR 20.302(a) APPLICATION**

OFFSITE DOSE CALCULATION MANUAL

---

1.0 Purpose

By this submittal Wisconsin Electric Power Company requests approval of the U.S. Nuclear Regulatory Commission for a proposed procedure to dispose of sewage treatment sludge containing trace quantities of radionuclides generated at the Point Beach Nuclear Plant. This request is submitted in accordance with the provisions of 10 CFR 20.302(a).

2.0 Waste Description

The waste involved in this disposal process consists of the residual solids remaining in solution upon completion of the aerobic digestion sewage treatment process utilized at PBNP. The PBNP sewage treatment plant is used to process waste water from the plant sanitary and potable water systems. These systems produce non-radioactive waste streams with the possible exception of wash basins located in the radiologically controlled area of the plant. These wash basins are believed to be the primary source of the extremely small quantities of radionuclides in the sludge.

The sewage sludge generated at PBNP is allowed to accumulate in the sewage plant digester and aeration basin. Two to four times annually, depending on work activities and corresponding work force at PBNP, the volume of the sludge in the digester and aeration basin needs to be reduced to allow continued efficient operation of the treatment facility. The total volume of sludge removed during each disposal operation is typically on the order of 15,000 gallons. The maximum capacity for the entire PBNP treatment facility and hence the maximum disposal volume is about 30,000 gallons. In the case of a maximum capacity disposal, doses would not necessarily increase in proportion to the volume, since more than one disposal site may be used.

Trace amounts of radionuclides have been identified in PBNP sludge currently being stored awaiting disposal. The radionuclides identified and their concentrations in the sludge are summarized below:

<u>Nuclide</u>	<u>Concentration (<math>\mu\text{Ci/cc}</math>)</u>
Co-60	2.33E-07
Cs-137	1.50E-07

The total activity of the radionuclides in the stored sludge, based on the identified concentrations and a total volume of 15,000 gallons of sewage sludge, are as follows:

<u>Nuclide</u>	<u>Activity (<math>\mu\text{Ci}</math>)</u>
Co-60	13.2
Cs-137	8.5

These concentrations and activities are consistent with expected values based on prior analyses of sewage sludge. The radionuclide concentration in the sewage sludge has remained relatively constant during sampling conducted since December 30, 1983. A detailed summary of the results of this sampling program are contained in Appendix A for your review.

OFFSITE DOSE CALCULATION MANUAL

---

In addition to monitoring for the radionuclide content of the sludge, the WDNR requires several other physical and chemical properties of the sludge to be determined. These properties are the percent total solids, percent total nitrogen, percent ammonium nitrogen, pH, percent total phosphorus, percent total potassium, cadmium, copper, lead, nickel, mercury, zinc, and boron. An example of a typical sludge sample analysis is included in Appendix B.

### 3.0 Disposal Method

In the context of this application, Wisconsin Electric commits to the following methodology. No distinction is made or intended between "shall" or "will", as used in the descriptions contained in this section.

#### 3.1 Transport of Sludge

The method used to dispose of the sludge shall utilize a technique approved by the WDNR. The process of transporting the sewage sludge for disposal involves pumping the sludge from the PBNP sewage treatment plant storage tanks into a truck mounted tank. The truck mounted tank shall be required to be maintained tightly closed to prevent spillage while in transit to the disposal site. The sludge shall be transported to one or more of the six sites approved by the WDNR for land application of the sewage sludge from PBNP.

#### 3.2 Disposal Procedure

The radionuclide concentrations in the sludge shall be determined prior to each disposal by obtaining three representative samples from each of the sludge storage tanks. The sludge contained in the sludge tanks is prevented from going septic by a process known as complete mix and continuous aeration. This process completely mixes the sludge allowing for representative samples to be obtained.

The samples shall be counted utilizing a GeLi detector and multi-channel analyzer with appropriate geometry. The detection system is routinely calibrated and checked to ensure the lower limits of detection are within values specified in the Radiological Effluent Technical Specifications (RETS).

To insure the samples are representative of the overall concentration in the storage tanks, the radionuclide concentration determination for each of the three samples shall be analyzed to insure each sample is within two standard deviations of the average value of the three samples. If this criteria is not met, additional samples will be obtained and analyzed to insure a truly representative radionuclide concentration is utilized for dose calculations and concentration limit determinations. The average of all statistically valid concentration determinations will be utilized in determining the storage tank concentration values.

OFFSITE DOSE CALCULATION MANUAL

---

Prior to disposal the waste stream will be monitored to determine the physical and chemical properties of the sludge, as discussed in the last paragraph of Section 2.0, Waste Description. The results will be compared to State of Wisconsin limits to insure the sludge does not pose a chemical hazard to people or to the environment.

The radionuclides identified in the sludge, along with their respective concentrations, will be compared to concentration limits prior to disposal. The methodology discussed in Appendix F will be used in determining compliance with the proposed concentration limit. The total activity of the proposed disposal will be compared to the proposed activity limit as described in Appendix F.

If the concentration and activity limit criteria are met, the appropriate exposure pathways (as described in Appendix D) will be evaluated prior to each application of sludge. These exposures will be evaluated to insure the dose to the maximally exposed individual will be maintained less than 1 mrem/year and the dose to the inadvertent intruder is maintained less than 5 mrem/year. The exposures will be calculated utilizing the methodology used in Appendix E, including the current activity to be landspread along with the activity from all prior disposal. The remaining radioactivity from prior disposals will be corrected for radiological decay prior to performing dose calculations for the meat, milk, and vegetable ingestion pathways, the inhalation of resuspended radionuclides, and all pathways associated with a release to Lake Michigan. The residual radioactivity will be corrected for radiological decay and, if appropriate, the mixing of the radionuclides in the soil by plowing prior to performing external exposure calculations.

The sewage sludge is applied on the designated area of land utilizing the WDNR approved technique and adhering to the following requirements of WPDES Permit Number WI-0000957-3.

- Discharge to the land disposal system shall be limited so that during surface spreading all of the sludge and any precipitation falling onto or flowing onto the disposal field shall not overflow the perimeter of the system.
- Sludge shall not be land spread on land with a slope greater than 12%. During the period from December 15 through March 31 sludge shall not be land spread on land with a slope greater than 6% unless the wastes are injected immediately into the soil.
- Sludge shall not be surface spread closer than 500 feet from the nearest inhabited dwelling except that this distance may be reduced ~~with the dwelling owner's written consent.~~
- Sludge shall not be spread closer than 1,000 feet from a public water supply well or 250 feet from a private water supply well.
- Sludge shall not be land spread within 200 feet of any surface water unless a vegetative buffer strip is maintained between the surface watercourse and the land spreading system, in which case a minimum separation distance of at least 100 feet is required between the system and the surface watercourse.

OFFSITE DOSE CALCULATION MANUAL

---

- Depth to groundwater and bedrock shall be greater than 3 feet from the land surface elevation during use of any site.
- Sludge shall not be land spread in a floodway.
- Sludge shall not be land spread within 50 feet of a property line road or ditch unless the sludge is incorporated with the soil, in which case a minimum separation distance of at least 25 feet is required.
- The pH of the sludge-soil mixture shall be maintained at 6.5 or higher.
- Low areas of the approved fields, subject to seasonally high groundwater levels, are excluded from the sludge application.
- Crops for human consumption shall not be grown on the land for up to one year following the application of the sludge.
- The sludge shall be plowed, disked, injected or otherwise incorporated into the surface soil layer at appropriate intervals.

The flexibility implied in the latter provision for soil incorporation is intended to allow for crops which require more than a one year cycle. For the Point Beach disposal sites, alfalfa is a common crop which is harvested for several years after a single planting. Sludge disposal on an alfalfa plot constitutes good fertilization, but the plot cannot be plowed without destroying the crop. The alfalfa in this case aids in binding the layer of sludge on the surface of the plot. At a minimum, however, plowing (or disking or other method of injection and mixing to a nominal depth of 6 inches) shall be done prior to planting any new crop, regardless of the crop.

### 3.3 Administrative Procedures

Complete records of each disposal will be maintained. These records will include the concentration of radionuclides in the sludge, the total volume of sludge disposed, the total activity, the plot on which the sludge was applied, the results of the chemical composition determinations, and all dose calculations.

The annual disposal rate for each of the approved land spread sites will be limited to 4,000 gallons/acre, provided WDNR chemical composition, NRC dose guidelines, and concentration and activity limits are maintained within the appropriate values.

The farmer leasing the site used for the disposal will be notified of the applicable restrictions placed on the site due to the land spreading of sewage sludge.

## 4.0 Evaluation of Environmental Impact

### 4.1 Site Characteristics

#### 4.1.1 Site Topography

The disposal sites are located in the Town of Two Creeks in the northeast corner of Manitowoc County, Wisconsin, on the

OFFSITE DOSE CALCULATION MANUAL

---

west shore of Lake Michigan about 30 miles southeast of the center of the city of Green Bay, and 90 miles NNE of Milwaukee. This site is located at longitude 87° 32.5'W and latitude 44° 17.0'N. The six sites are on property owned and controlled by Wisconsin Electric and are within or directly adjacent to the Point Beach site boundary. The sites are described below and are outlined on the map contained in Appendix C as Figure 3.

Site No. PB-01 - The approximately 15 acres located in the NE 1/4 of the NE 1/4 of Section 23, T. 21N - R. 24E.

Site No. PB-02 - The approximately 20 acres located in the SE 1/4 of the SE 1/4 of Section 14, T. 21N - R. 24E.

Site No. PB-03 - The approximately 5 acres located in the NW 1/4 of Section 24, T. 21N - R. 24E.

Site No. PB-04 - The approximately 5 acres located in the NW 1/4 of the SW 1/4 of Section 24, T. 21N - R. 24E.

Site No. PB-05 - The approximately 5 acres located in the NE 1/4 of the NW 1/4 of Section 25, T. 21N - R. 24E.

Site No. PB-06 - The approximately 5 acres located in the NE 1/4 of the SW 1/4 of Section 14, T. 21N - R. 24E.

The overall ground surface at the site of the Point Beach Nuclear Plant is gently rolling to flat with elevations varying from 5 to 60 feet above the level of Lake Michigan. Subdued knob and kettle topography is visible from aerial photographs. The land surface slopes gradually toward the lake from the higher glacial moraine areas west of the site. Higher ground adjacent to the lake, however, diverts the drainage to the north and south.

The major surface drainage features are two small creeks which drain to the north and south. One creek discharges into the lake about 1500 feet above the northern corner of the site and the other near the center of the site. During the spring, ponds of water may occupy the shallow depressions. As mentioned in Section 3.2, Disposal Procedure, these low areas are excluded from the sludge application.

A site topographic map covering details out to a 5 mile radius may be found in the FSAR at Figure 2.2-3 and is included in Appendix C as Figure 2.

The disposal of sewage sludge at these six sites will have no impact on the topography of this area.

#### 4.1.2 Site Geology

Prior to construction of the Point Beach Nuclear Plant, an evaluation of the geological characteristics of the area in and surrounding the site was made. The geologic structure of the region is essentially simple. Gently dipping sedimentary rock

OFFSITE DOSE CALCULATION MANUAL

---

strata of Paleozoic age outcrop in a horseshoe pattern around a shield of Precambrian crystalline rock which occupies the western part of the region. The site is located on the western flank of the Michigan Basin, which is a broad downwarp ringed by discontinuous outcrops of more resistant formations. The bedrock formations are principally limestones, dolomites, and sandstones with subordinate shale layers. The rocks form a succession of extensive layers that are relatively uniform in thickness. The bedrock strata dip very gently towards Lake Michigan at rates from 15 to 35 feet per mile.

The uppermost bedrock under the site is Niagara Dolomite. Bedrock does not outcrop on the site but is covered by glacial till and lake deposits. The soils contain expansive clay minerals and have moderately high base exchange capacity.

In the area of the site, the overburden soils are approximately 70 to 100 feet in thickness. Although the character of the glacial deposits may vary greatly within relatively short distances, a generalized section through the overburden soils adjacent to Lake Michigan at the site consists of the following sequence:

1. An upper layer of brown clay silt topsoil underlain with several feet of brown silty clay with layers of silty sand;
2. A layer of 20 feet of reddish-brown silty clay with some sand and gravel and occasional lenses of silt;
3. A layer of 25 feet of reddish-brown silty clay with layers of silty sand and lenses of silt;
4. A layer of 50 feet of reddish-brown silty clay with some sand and gravel, the lower portion of which contains gravels, cobbles, and boulders resting on a glacial eroded surface of Niagara dolomite bedrock.

Site drainage is poor due to the high clay content of the soil combined with the pock-marked surface. Additional information on site geology may be found in Section 2.8 of the FSAR.

The use of these sites for disposal of sewage sludge will not impact the geology of the area.

## 4.2 Area Characteristics

### 4.2.1 Meteorology

The climate of the site region is influenced by the general storms which move eastward along the northern tier of the United States and by those which move northeastward from the southwestern part of the country to the Great Lakes. This continental type of climate is modified by Lake Michigan. During spring, summer, and fall months the lake temperature differs markedly from the air temperature. Wind shifts from westerly to easterly directions produce marked cooling of day-time



OFFSITE DOSE CALCULATION MANUAL

---

temperatures in spring and summer. In autumn the relatively warm water to the lake prevents night-time temperatures from falling as low as they do a few miles inland from the shoreline. Summer time temperatures exceed 90°F for six days on the average. Freezing temperatures occur 147 days and below zero on 14 days of the winter on the average. Rainfall averages about 28 inches per year with 55 percent falling in the months of May through September. Snowfall averages about 45 inches per year. Sludge spreading shall be managed such that the surface spreading together with any precipitation falling on the field shall not overflow the perimeter of the field. Additional information on site meteorology may be found in Section 2.6 of the FSAR.

There will be no impact on the meteorology of the area due to the disposal of the sewage sludge.

#### 4.2.2 Hydrology

The dominant hydrological feature of this site is Lake Michigan, one of the largest of the Great Lakes. The normal water level in Lake Michigan is approximately 580 feet above mean sea level. In the general vicinity of the site, the 30 foot depth contour is between 1 and 1-1/2 miles offshore and the 60 foot contour is 3 to 3-1/2 miles off shore. The disposal sites are twenty or more feet above the normal lake level. There is no record that the sites have been flooded by the lake during modern times. There are no rivers or large streams which could create a flood hazard at or near the sites.

The subsurface water table at the Point Beach site has a definite slope eastward toward the lake. The gradient indicated by test drilling on the site is approximately 30 feet per mile. It is therefore extremely unlikely that any release of radioactivity on the site could spread inland. Furthermore, the rate of subsurface flow is small due to the relative impervious nature of the soil and will not promote the spread of releases. Further information on site hydrology is detailed in the PBNP FSAR Section 2.5.

There will be no adverse impact on hydrology of the area due to disposal of sewage sludge by land spreading.

#### 4.3 Water Usage

##### 4.3.1 Surface Water

Lake Michigan is used as the source of potable water supplies in the vicinity of the site for the cities of Two Rivers (12 miles south), Manitowoc (16 miles south), Sheboygan (40 miles south), and Green Bay (intake at Rostok 1 mile north of Kewaunee, 13 miles north). No other potable water uses are recorded within 50 miles of the site along the lake shore. All public water supplies drawn from Lake Michigan are treated in purification plants. The nearest surface water used for drinking other than Lake Michigan are the Fox River 30 miles NW and

OFFSITE DOSE CALCULATION MANUAL

---

Lake Winnebago 40 miles W of the site.

Lake Michigan is also utilized by various recreational activities, including fishing, swimming and boating.

There will be no impact on surface water usage due to the disposal of sewage sludge.

4.3.2 Ground Water

Ground water provides the remaining population with potable supplies. Public ground water supplies within a 20 mile radius of the site are listed in Table 2.5-3 of the FSAR. Additional wells for private use are in existence throughout the region. The location of private wells within a two mile radius of PBNP are indicated on Figure 3, Appendix C.

The potable water for use at the Point Beach Nuclear Plant is drawn from a 257 feet deep well located at the southwest corner of the plant yard. Water from this well is routinely sampled as part of the environmental monitoring program.

There will be no adverse impact on ground water usage due to the disposal of sewage sludge.

4.4 Land Usage

Manitowoc County, in which the site is located, and the adjacent counties of Kewaunee, Brown, Calumet, and Sheboygan are predominantly rural. Agricultural pursuits account for approximately 90% of the total county acreage. With the exception of the Kewaunee Nuclear Plant located 4.5 miles north, the region within a radius of five miles of the site is presently devoted exclusively to agriculture. Dairy products and livestock account for 85% of the counties' farm production, with field crops and vegetables accounting for most of the remainder. The principal crops are grain corn, silage corn, oats, barley, hay, potatoes, green peas, lima beans, snap beans, beets, cabbage, sweet corn, cucumbers, and cranberries. Within the township of Two Creeks surrounding the site (15 sq. miles), there are about 800 producing cows on about 40 dairy farms. Some beef cattle are raised 2.5 miles north of the site. Cows are on pasture from the first of June to late September or early October. During the winter, cows are fed on locally produced hay and silage. Of the milk produced in this area, about 25 percent is consumed as fluid milk and 50 percent is converted to cheese, with the remainder being used in butter making and other by-products.

It has been the policy of Wisconsin Electric to permit the controlled use of crop land and pasture land on company owned property. No direct grazing of dairy or beef cattle or other animals is permitted on these company owned properties. Crops intended for human consumption shall not be grown on the disposal sites for at least one year following the application of the sludge.

The proposed land application of sewage sludge will not have any direct effect on the adjacent facilities. Additional land use

OFFSITE DOSE CALCULATION MANUAL

---

information may be found in Section 2.4 of the FSAR.

#### 4.5 Radiological Impact

The rate of sewage sludge application on each of the six proposed sites will be monitored to insure doses are maintained within applicable limits. These limits are based on NRC Nuclear Reactor Regulation (NRR) staff proposed guidance (described in AIF/NESP-037, August, 1986). These limits require doses to the maximally exposed member of the general public to be maintained less than 1 mrem/year due to the disposal material. In addition, NRR guidance requires doses of less than 5 mrem/year to an inadvertent intruder.

To assess the doses received by the maximally exposed individual and the inadvertent intruder, six credible pathways have been identified for the maximally exposed individual and four credible pathways for the inadvertent intruder. The identified credible pathways are described in Appendix D.

Calculations detailed in Appendix E demonstrate the disposal of the currently stored PBNP sewage sludge would remain below these limits. The total annual exposure to the maximally exposed individual based on the identified exposure pathways is equal to 0.072 mrem. The dose to a hypothetical intruder assuming an overly conservative occupancy factor of 100% is calculated to be 0.115 mrem/year. By definition, the inadvertent intruder would not be exposed to the processed food pathways (meat and milk).

The calculational methodology used in determining doses for the proposed disposal of sludge stored at PBNP shall be utilized prior to each additional land application to insure doses are maintained less than those proposed by NRR. This calculation will include radionuclides disposed of in previous sludge applications. The activity from these prior disposals will be corrected for radiological decay prior to performing dose calculations for the meat, milk, and vegetable ingestion pathways, the inhalation of resuspended radionuclides, and all pathways associated with a potential release to Lake Michigan. The residual radioactivity will be corrected for radiological decay and, if applicable, the mixing of radionuclides in the soil prior to performing external exposure calculations. In addition, the dose to a farmer potentially leasing more than one application site will be addressed by summing the doses received from the external exposure from a ground plane source and resuspension inhalation pathways for each leased site. In addition, the maximum site specific dose due to the other pathways identified in Appendix D, will be utilized in the total exposure estimation.

#### 5.0 Radiation Protection

The disposal operation will follow the applicable PBNP procedures to maintain doses as low as reasonably achievable. Technical review and guidance will be provided by the PBNP Superintendent - Health Physics.

OFFSITE DOSE CALCULATION MANUAL

---

APPENDIX A

SUMMARY OF RADIOLOGICAL ANALYSES  
OF SEWAGE SLUDGE SINCE DECEMBER 30, 1983

OFFSITE DOSE CALCULATION MANUAL

---

<u>Sample Date</u>	<u>Tank</u>	<u>Tank Volume (Gallons)</u>	<u>Radionuclide</u>	<u>Concentration (<math>\mu</math>Ci/cc)</u>
12-30-83	Digester	8400	Co-58	5.58E-07
			Co-60	1.87E-06
			Cr-51	4.88E-07
			Cs-134	1.59E-07
			Cs-137	3.57E-07
4-05-84	Digester	7560	Co-60	7.89E-07
	Aeration	6667	Co-60	1.87E-07
12-05-84	Digester	7560	Co-58	1.75E-07
	Aeration	6667	Co-60	8.29E-07
6-03-85	Digester	7560	Co-60	8.29E-07
			Cs-137	2.46E-07
	Aeration	6700	Co-60	3.27E-07
			Cs-137	1.33E-07
4-10-86	Digester	7560	Co-60	6.79E-07
			Cs-137	1.72E-07
			Mn-54	4.91E-08
			Co-60	1.65E-07
11-04-86	Digester Aeration & Clarifier	7560	Co-58	8.04E-08
		25100	Co-58	1.37E-07
			Co-60	2.18E-07
			Cs-137	1.64E-07

**APPENDIX B**

**CHEMICAL COMPOSITION ANALYSIS**  
**OF SEWAGE SLUDGE**

POINT BEACH NUCLEAR PLANT  
OFFSITE DOSE CALCULATION MANUAL

ODCM  
Revision 23

OFFSITE DOSE CALCULATION MANUAL

STATE OF WISCONSIN  
DEPARTMENT OF NATURAL RESOURCES

SLUDGE CHARACTERISTIC  
Wisconsin Statute 147.02(1) and  
Wisconsin Administrative Code NR 110.27(6)  
FORM 3400-49 REV. 10-80

Sewage Treatment Plant Sludge

Please complete this form and send to the Department of Natural Resources appropriate District/Area Office. Keep one copy for your records.  
For additional forms, please contact your appropriate District/Area Office.

PERMITTEE <b>Wisconsin Electric Power Company</b>	WISCONSIN PERMIT NUMBER <b>WI 00 0 2 9 5 7</b>
STREET OR ROUTE <b>231 W. Michigan Street</b>	COUNTY <b>Milwaukee</b>
CITY, STATE, ZIP CODE <b>Milwaukee, WI 53203</b>	TELEPHONE NUMBER (INCLUDE AREA CODE) <b>414-277-3153</b>

1. Please report laboratory testing results for the following parameters:

*Parameter	Abbreviation	Result	*Parameter	Abbreviation	Result
Total Solids, %	—	<u>1.65</u>	Chromium, ppm	Cr	<u>—</u>
Total Nitrogen, %	TOT N	<u>1.0</u>	Copper, ppm	Cu	<u>2300</u>
Ammonium Nitrogen, %	NH <sub>4</sub> <sup>+</sup> -N	<u>0.34</u>	Lead, ppm	Pb	<u>190</u>
Total Phosphorous, %	P	<u>&lt; 0.01</u>	Mercury, ppm	Hg	<u>5.6</u>
Total Potassium, %	K	<u>0.25</u>	Nickel, ppm	Ni	<u>12</u>
Arsenic, ppm	As	<u>1.0</u>	Zinc, ppm	Zn	<u>2300</u>
Cadmium, ppm	Cd	<u>12.</u>	pH	—	<u>7.0</u>

\*Suggested analysis procedures for the above parameters can be found in NR 219, analytical tests and procedures, Wisconsin Administrative Code. All parameters other than percent solids and pH shall be reported on a dry weight basis.

2. What is the name of the laboratory that did the analysis and when was it performed?

Laboratory Name Wisconsin Electric Power Co. Date sent to lab April 12, 1983  
Laboratory Services Division

Where at the treatment plant was the sample taken? From sludge holding tank prior to hauling

4. When was the sample taken? April 12, 1983

SIGNATURE <u>[Signature]</u>	TITLE <u>Water Quality Engineer</u>	DATE <u>—</u>
---------------------------------	--	------------------

OFFSITE DOSE CALCULATION MANUAL

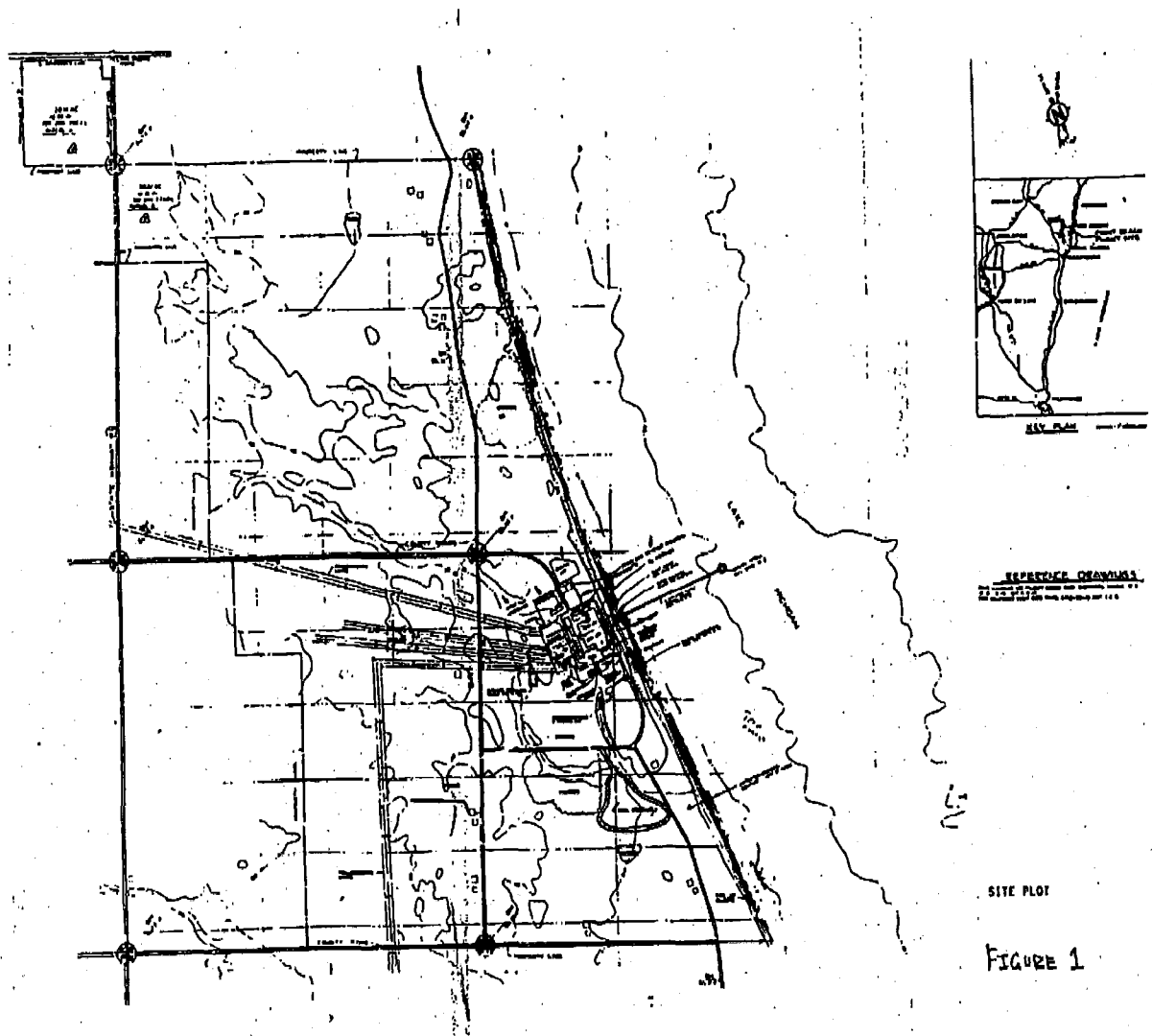
---

APPENDIX C

SITE MAPS




OFFSITE DOSE CALCULATION MANUAL

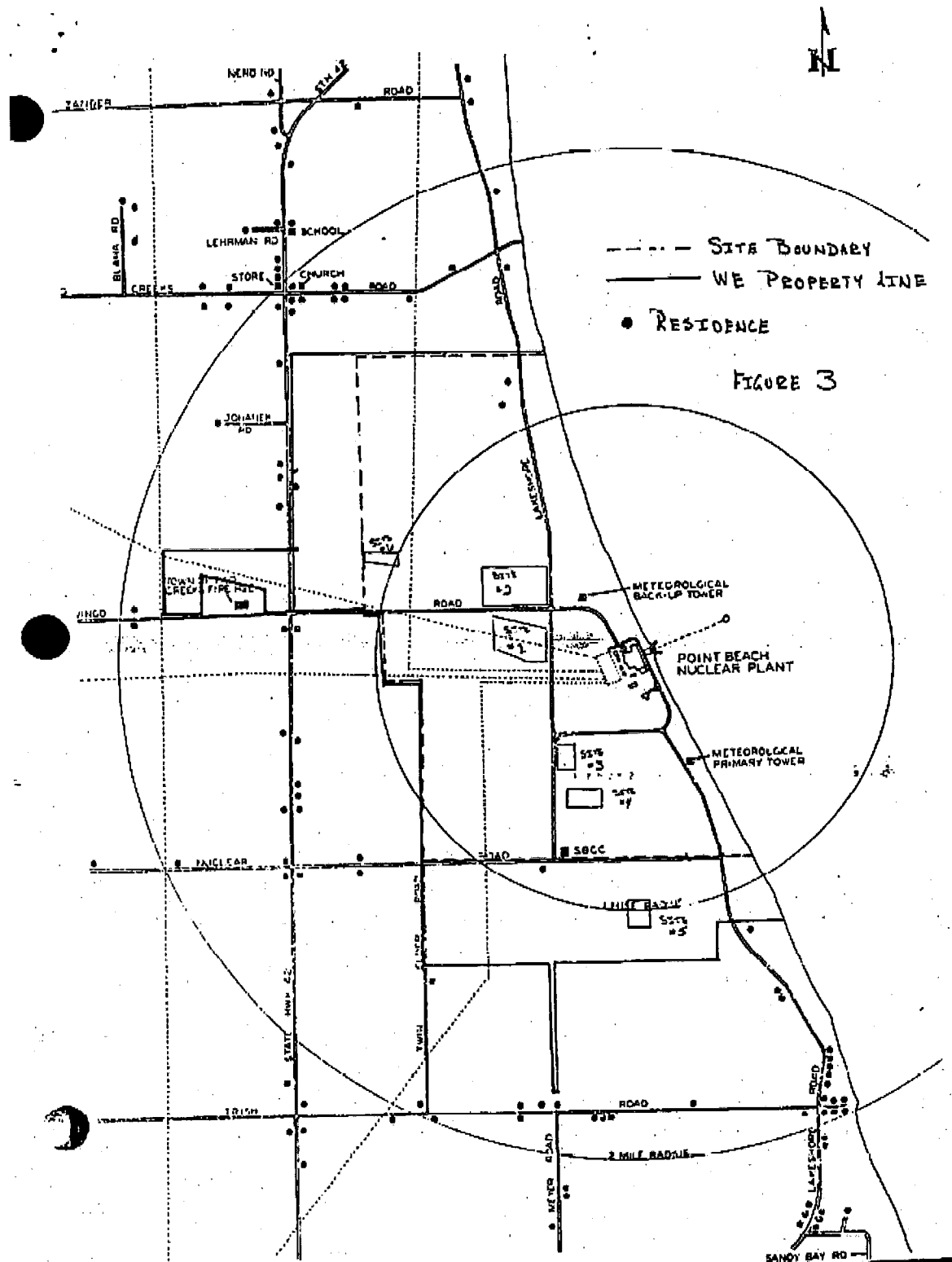


OFFSITE DOSE CALCULATION MANUAL

---



OFFSITE DOSE CALCULATION MANUAL



OFFSITE DOSE CALCULATION MANUAL

---

APPENDIX D

EXPOSURE PATHWAYS

OFFSITE DOSE CALCULATION MANUAL

---

**I. EXPOSURE PATHWAYS - MAXIMALLY EXPOSED INDIVIDUAL**

1. External whole body exposure due to a ground plane source of radionuclides.
2. Milk ingestion pathway from cows fed alfalfa grown on plot.
3. Meat ingestion pathway from cows fed alfalfa grown on plot.
4. Vegetable ingestion pathway from vegetables grown on plot.
5. Inhalation of radioactivity resuspended in air above application site.
6. Pathways associated with a release to Lake Michigan. Ingestion of potable water at Two Rivers, Wisconsin municipal water supply, ingestion of fish from edge of initial mixing zone of radionuclide release, ingestion of fresh and stored vegetables irrigated with water source as Lake Michigan, ingestion of milk and meat from cows utilizing Lake Michigan as drinking water source, swimming and boating activities at edge of initial mixing zone, and shoreline deposits.

**II. EXPOSURE PATHWAYS - INADVERTENT INTRUDER**

1. External whole body exposure due to a ground plane source of radionuclides.
2. Vegetable ingestion pathway from vegetables grown on plot.
3. Inhalation of radioactivity resuspended in air above application site.
4. Pathways associated with a release to Lake Michigan. Ingestion of potable water at Two Rivers, Wisconsin municipal water supply, ingestion of fish from edge of initial mixing zone of radionuclide release, ingestion of fresh and stored vegetables irrigated with water source as Lake Michigan, ingestion of milk and meat from cows utilizing Lake Michigan as drinking water source, swimming and boating activities at edge of initial mixing zone, and shoreline deposits.

The milk and meat pathways are not included in calculating the dose to the inadvertent intruder. The doses due to these pathways are calculated based on feeding the cows alfalfa grown on the sludge applied land. Since direct grazing on these lands is prohibited, the alfalfa must be cropped prior to being used as feed. This effectively removes the availability of these pathways to the inadvertent intruder, who by definition occupies the sludge applied land continuously.

OFFSITE DOSE CALCULATION MANUAL

III. GROUND WATER PATHWAY

The ingestion of groundwater is not a credible exposure pathway. The two factors contributing to this determination are as follows:

1. The site map in Appendix C, Figure 3 details the spatial relationship between the proposed disposal sites and the local ground water wells. The flow gradient of ground water was determined for the PBNP FSAR to be towards Lake Michigan. Reviewing the sites and local wells shows no private well located in the path of radionuclide migration towards Lake Michigan.

The PBNP site well is located on the plant site, potentially in a path of radionuclide migration. The PBNP well is routinely sampled as a requirement of the PBNP environmental monitoring program.

2. The cation exchange capacity (CEC) of the soils at each site has been determined.

Site	Cation Exchange Capacity (MEQ/100g)
1	16
2	11
3	11
4	10
5	8
6	9

The cation exchange capacity of soil is dependent on the valance of the radionuclides and is determined by the relation:

$$MEQ = \frac{ATOMIC\ WEIGHT}{VALANCE} * 1.0E-03$$

Radionuclide	Valance	CEC (MEQ/100g)
Co-60	+2	3.00E-02
Co-58	+2	2.90E-02
Cs-137	+1	1.37E-01
Mn-54	+2	2.70E-02
Cr-51	+3	1.70E-02
Cs-134	+1	1.34E-01

Using the values for Cs-137 and site 5 which has the lowest CEC, the total exchange capacity of the soil is

$$\frac{1.10 \text{ grams of Cs-137}}{100 \text{ grams of soil}}$$

Calculating the specific activity of Cs-137,

$$\begin{aligned} \text{Specific Activity} &= \frac{3.578E+05}{T_{1/2}(\text{yrs.}) \cdot ATOMIC\ MASS} = \frac{3.578E+05}{30 \cdot 137} \\ &= 87.1 \text{ Ci/gram} \end{aligned}$$

OFFSITE DOSE CALCULATION MANUAL

---

The cation exchange capacity of the soil expressed in the number of Curies of radionuclide per 100 grams of soil is

$$\frac{95.8 \text{ Ci Cs-137}}{100 \text{ grams of soil}}$$

Since the proposed disposal of sewage sludge contains quantities of radionuclides on the order of 10-100  $\mu\text{Ci}$  the soil at each site has the capacity to effectively eliminate the migration of the radionuclide to ground water.

**APPENDIX E**

**EXPOSURE ANALYSIS**



OFFSITE DOSE CALCULATION MANUAL

---

GENERAL ASSUMPTIONS

1. Sewage sludge is uniformly applied over plot acreage.
2. Sewage sludge is applied to one of the 5 acre plots, site PB-03, PB-04, PB-05, or PB-06. (Assuming the smallest site size is conservative for the calculation methodology herein.)
3. Based on the sewage sludge currently stored at PBNP, the following data is used in the calculations.

<u>Radionuclide</u>	<u>Sludge Volume (Gallons)</u>	<u>Activity (cm<sup>3</sup>)</u>	<u>Concentration (μCi)</u>	<u>Concentration (μCi/cm<sup>3</sup>)</u>	<u>Ground Plane Concentration (μCi/cm<sup>2</sup>)</u>
Co-60	15,000	5.68E+07	13.2	2.33E-07	6.53E-08
Cs-137	15,000	5.68E+07	8.5	1.50E-07	4.21E-08

I. CALCULATION OF EXTERNAL EXPOSURES

A. Specific Assumptions

1. Conservatively assume radioactivity remains on surface of land plot. Calculation ignores any plowing or mixing of radioactivity within soil. Calculations for the proposed disposal will therefore ignore self absorption or shielding from soil.

The external exposure at the application site due to prior disposals will be calculated utilizing the methodology in Appendix G and added to that calculated for the proposed disposal.

2. The plots are owned by Wisconsin Electric and have been approved by the Wisconsin Department of Natural Resources (DNR) as disposal sites. The land is leased and potentially farmed. Occupancy of the land can be realistically expected only during plowing, planting and harvesting. Occupancy has been estimated to be 64 hours per year.

B. Summary of Calculational Methodology

1. Calculate ground plane radionuclide concentrations in pCi/cm<sup>2</sup>.
2. The dose from a plane of uniformly deposited radionuclides is calculated using Regulatory Guide 1.109, Revision 1, Appendix C, Formula C-2.
3. Dose rates were calculated assuming continuous occupancy then adjusted for realistic occupancy factors.

OFFSITE DOSE CALCULATION MANUAL

C. External Exposure Rate Calculations

The dose from a plane of uniformly deposited radionuclides is calculated using Regulatory Guide 1.109, Revision 1, Appendix C, formula C-2

$$D_j^G(r,\theta) = 8760 S_F \sum C_i^G(r,\theta) DFG_{ij}$$

where

$D_j^G(r,\theta)$  = yearly dose

8760 = hours per year

$S_F$  = 1.0, since no dose reduction due to residential shielding is applicable.

$C_i^G(r,\theta)$  = ground plane radionuclide concentration (pCi/m<sup>2</sup>)

$DFG(i,j)$  = external dose factor for standing on contaminated ground as given in Table E-6 of Regulatory Guide 1.109, Revision 1.

Radionuclide	$\gamma$ Dose Factor (mrem/hr per pCi/m <sup>2</sup> )	Ground Plane Concentration ( $\mu$ Ci/cm <sup>2</sup> )	Ground Plane Concentration (pCi/m <sup>2</sup> )	$\gamma$ Dose Rate (mrem/yr)
Co-60	1.70E-08	6.53E-08	6.53E+02	9.72E-02
Cs-137	4.20E-09	4.21E-08	4.21E+02	1.55E-02

TOTAL: 1.13E-01 mrem/year

These calculated dose rates assume continuous occupancy. In reality, these sites will be occupied only during plowing, planting, and harvesting. Assuming an occupancy of 2 hours per day, 1 day per week, and 32 weeks (8 month growing season) per year, the occupancy factor becomes

$$2 \text{ hr/day} * 1 \text{ day/week} * 32 \text{ weeks/yr} * 1/8760 \text{ hours/yr} = 7.3E-03.$$

EXTERNAL EXPOSURE DOSE RATE (mrem/year)

Radionuclide	Continuous Occupancy	Realistic Occupancy
Co-60	9.72E-02	7.10E-04
Cs-137	1.55E-02	1.13E-04
TOTAL:	1.13E-01	8.23E-04

OFFSITE DOSE CALCULATION MANUAL

11. CALCULATION OF MEAT AND MILK INGESTION PATHWAY EXPOSURES

A. Specific Assumptions

1. All feed consumed by cow is grown on sludge applied acreage.
2. All meat and milk consumed by human is from cattle exclusively fed feed from sludge applied land.
3. Stable element transfer coefficients ( $B_{iv}$ ) are utilized from Regulatory Guide 1.109 to estimate the fraction of radioactivity which is transferred from the soil to the feed.

<u>Radionuclide</u>	<u><math>B_{iv}</math></u>
Co-60	9.4E-03
Cs-137	1.0E-02

4. Alfalfa has typically been grown on the plots. Soil tests have indicated a minimum alfalfa yield of 4.1 tons per acre can be expected.

B. Summary of Calculational Methodology

1. The concentration of radionuclides in feed grown on the disposal plots is estimated. Transfer coefficients ( $B_{iv}$ ) from Table E-1 of Regulatory Guide 1.109 were used to estimate the fraction of radionuclide which may be expected to transfer to the feed from the soil.
2. Concentrations of radionuclides in milk and meat were estimated using Formula A-11 from Regulatory Guide 1.109.
3. Ingestion dose rates were estimated using Formula A-12 from Regulatory Guide 1.109.

C. Milk and Meat Ingestion Pathway Dose Rate Calculation

1. Concentration in feed.

$$\text{Activity in Feed} = B_{iv} * \text{Activity in Soil}$$

$$\text{Concentration in Feed} = \text{Activity in Feed} / \left( \frac{\text{kg of Feed}}{\text{Acre}} * 5 \text{ Acres} \right)$$

<u>Radionuclide</u>	<u>Activity in Soil (μCi)</u>	<u>Activity in Feed (μCi)</u>	<u>Radionuclide Concentration in Feed (pCi/kg)</u>
Co-60	13.2	1.24E-01	6.67E+00
Cs-137	8.5	8.50E-02	4.57E+00

2. Concentration in Milk and Meat

Calculate concentrations of radionuclides in milk and meat using

OFFSITE DOSE CALCULATION MANUAL

Formula A-11 in Regulatory Guide 1.109, Revision 1 which is

$$C_{iA} = F_{iA} * C_{iF} * Q_F$$

where  $C_{iA}$  = radionuclide concentration of i in component A  
 $F_{iA}$  = stable element transfer coefficient whose values are in Table E-1 of the Regulatory Guide  
 $C_{iF}$  = radionuclide concentration in feed  
 $Q_F$  = consumption rate of feed = 50 kg/d (wet weight) from Regulatory Guide 1.109

Use the following Regulatory Guide 1.109 values for  $F_{iA}$

Element	$F_{iA} = F_m$ (d/l) for milk	$F_{iA} = F_f$ (d/kg) for meat
Co	1.0E-03	1.3E-02
Cs	1.2E-02	4.0E-03

Radionuclide	Concentration in Milk (pCi/l)	Concentration in Meat (pCi/kg)
Co-60	3.34E-01	4.34E+00
Cs-137	2.74E+00	9.14E-01

### 3. Calculated Dose rates

The formula for total dose from eating animal products fed vegetation (alfalfa) grown on PBNP sludge applied land is given by Regulatory Guide 1.109, Revision 1, Formula A-12, page 109-16. But, as noted following equation A-13, it is necessary to compute separately the milk and meat portions of the dose.

$$DOSE = \sum (U_{ap} * D_{iapg} * \exp(-\lambda_i t_s))$$

where  $U_{ap}$  = consumption rate of animal product  
 $C_{iA}$  = conc of radionuclide i in animal product A  
 $D_{iapg}$  = dose factor  
 $t_s$  = average time between milking or slaughtering and consumption

	$U_{ap}$ by Age Group			
	Infant	Child	Teenager	Adult
Milk (l/yr)	330	330	400	310
Meat (kg/yr)	-	41	65	110

$C_{iA}$  = concentration calculated above

$D_{iapg}$  = DF whole body dose factors, Regulatory Guide 1.109, Revision 1.

OFFSITE DOSE CALCULATION MANUAL

Whole Body Dose Factors (mrem/pCi Ingested)

<u>Nuclide</u>	<u>Infant Ingestion</u>	<u>Child Ingestion</u>	<u>Teenager Ingestion</u>	<u>Adult Ingestion</u>
Co-60	2.55E-05	1.56E-05	6.33E-06	4.72E-06
Cs-137	4.33E-05	4.62E-05	5.19E-05	7.14E-05

$T_s = 0$  for milk (assume consumption on farm)

$T_s = 20$  days for meat (Regulatory Guide 1.109, Revision 1, Table E-15)

MILK INGESTION DOSE RATE (mrem/year)

<u>Radionuclide</u>	<u>Infant</u>	<u>Child</u>	<u>Teenager</u>	<u>Adult</u>
Co-60	2.81E-03	1.72E-03	8.46E-04	4.89E-04
Cs-137	3.92E-02	4.18E-02	5.69E-02	6.06E-02
TOTALS:	4.20E-02	4.35E-02	5.77E-02	6.11E-02

MEAT INGESTION DOSE RATE (mrem/year)

<u>Radionuclide</u>	<u>Infant</u>	<u>Child</u>	<u>Teenager</u>	<u>Adult</u>
Co-60	-	2.76E-03	1.77E-03	2.24E-03
Cs-137	-	1.73E-03	3.08E-03	7.18E-03
TOTALS:	-	4.49E-03	4.85E-03	9.42E-03

MEAT AND MILK INGESTION PATHWAY DOSE RATES (mrem/year)

Infant	- 4.20E-02
Child	- 4.80E-02
Teenager	- 6.26E-02
Adult	- 7.05E-02

III. CALCULATION OF VEGETABLE INGESTION PATHWAY EXPOSURES

A. Specific Assumptions

1. The WPDES permit issued to PBNP for the disposal of sewage sludge prohibits the growing of crops for human consumption for one year following the application of the sewage sludge. Therefore, prior to planting vegetables on the application site, the soil would be plowed. Plowing is assumed to uniformly mix the top 6 inches of soil.

OFFSITE DOSE CALCULATION MANUAL

2. The soil density is assumed to be 1.3 grams/cm<sup>3</sup>.
3. All vegetables consumed by the individual of interest are grown on the sludge applied acreage.
4. Stable element transfer coefficients ( $B_{iv}$ ) from Regulatory Guide 1.109 are used to estimate the fraction of radioactivity transferred from the soil to the vegetables.

<u>Radionuclide</u>	<u><math>B_{iv}</math></u>
Co-60	9.4E-03
Cs-137	1.0E-02

5. The consumption factors of food medium ( $U_{ap}$ ) and the mass basis distributions from Regulatory Guide 1.109<sup>ap</sup>, Table E-5 are used to determine annual consumption of vegetables.

$U_{ap}$  by Age Group\*

<u>Infant</u>	<u>Child</u>	<u>Teen</u>	<u>Adult</u>
-	280 kg/yr	340 kg/yr	280 kg/yr

\*Based on 54% vegetable consumption by mass of fruit, vegetable, and grain.

6. The Ingestion Dose Factors by age group are from Regulatory Guide 1.109, Tables E-11, E-12, E-13, and E-14.

Whole Body Ingestion Dose Factors (mrem/pCi ingested)

<u>Radionuclide</u>	<u>Infant</u>	<u>Child</u>	<u>Teen</u>	<u>Adult</u>
Co-60	2.55E-05	1.56E-05	6.33E-06	4.72E-05
Cs-137	4.33E-05	4.62E-05	5.19E-05	7.14E-05

7. Radiological decay of the radionuclides applied to the plot is not taken into account in these calculations.

B. Summary of Computational Methodology

1. The radionuclide concentration in the soil is calculated in units of pCi/kg based on uniform application over 5 acre plot, plowing to a depth of 6 inches, and a soil density of 1.3 g/cm<sup>3</sup>.
2. The  $B_{iv}$  values are applied to the soil concentration values to obtain the radionuclide concentration in the vegetables.
3. The consumption factors ( $U_{ap}$ ) for each age group are then used to determine the annual radionuclide intake by age group due to eating these vegetables.

OFFSITE DOSE CALCULATION MANUAL

4. Finally, the age dependent ingestion dose factors are used to obtain annual doses by age group.

C. Vegetable Pathway Ingestion Dose Rate Calculations

1. Concentration in soil

Radionuclide	Activity Applied (μCi)	Soil Volume (cm <sup>3</sup> )	Soil Mass (kg)	Concentration In Soil (pCi/kg)
Co-60	13.2	3.08E+09	4.00E+06	3.30E+00
Cs-137	8.5	3.08E+09	4.00E+06	2.13E+00

2. Concentration in vegetables

Radionuclide	Concentration In Soil (pCi/kg)	B <sub>iv</sub>	Concentration In Vegetables (pCi/kg)
Co-60	3.30E+00	9.4E-03	3.10E-02
Cs-137	2.13E+00	1.0E-02	2.13E-02

3. Calculated Dose Rates

The dose rate for direct ingestion of vegetables grown on the sludge applied land is given by the equation.

$$\text{DOSE RATE} = \sum U_{ap} * D_{iapj} * \text{EXP}(-\lambda_i t) * C_i$$

where

U<sub>ap</sub> = consumption rate of food medium  
D<sub>iapj</sub> = dose factor for radionuclide, i  
λ<sub>i</sub> = radiological decay constant  
t<sub>i</sub> = time between harvest and consumption  
C<sub>i</sub> = concentration of radionuclide, i, in food medium.

t, the time between harvest and ingestion, is assumed to be zero for this calculation.

VEGETABLE INGESTION DOSE RATE (mrem/year)

Radionuclide	Infant	Child	Teen	Adult
Co-60	-	1.35E-04	6.67E-05	4.10E-05
Cs-137	-	2.76E-04	3.76E-04	4.26E-04
TOTAL	-	4.11E-04	4.43E-04	4.67E-04

OFFSITE DOSE CALCULATION MANUAL

IV. CALCULATION OF INHALATION OF RESUSPENDED RADIONUCLIDES PATHWAY EXPOSURE

A. Specific Assumptions

1. The model used to determine the radionuclide concentration in air above the sludge applied land is taken from WASH-1400, USNRC, Reactor Safety Study - An Assessment of Accident Risks in Commercial Nuclear Power Plants, Appendix VI.
2. The radionuclide concentration in air remains constant for year of interest, i.e., radiological decay and decrease in resuspension factor are not taken into account for this calculation.
3. The maximally exposed member of the general public is assumed to be the farmer using the plot of land with an occupancy of 64 hours per year.
4. The inadvertent intruder is assumed to occupy the plot of land for the entire year.
5. The Inhalation Dose Factors by age group are from Regulatory Guide 1.109, Tables E-7, E-8, E-9, and E-10.

WHOLE BODY INHALATION DOSE FACTORS (mrem/pCi inhaled)

<u>Radionuclide</u>	<u>Infant</u>	<u>Child</u>	<u>Teen</u>	<u>Adult</u>
Co-60	8.41E-06	6.12E-06	2.48E-06	1.85E-06
Cs-137	3.25E-05	3.47E-05	3.89E-05	5.35E-05

LUNG INHALATION DOSE FACTORS (mrem/pCi inhaled)

<u>Radionuclide</u>	<u>Infant</u>	<u>Child</u>	<u>Teen</u>	<u>Adult</u>
Co-60	3.22E-03	1.91E-03	1.09E-03	7.46E-04
Cs-137	5.09E-05	2.81E-05	1.51E-05	9.40E-06

6. The age dependent inhalation rates are obtained from Regulatory Guide 1.109, Table E-5.

Inhalation Rates (m<sup>3</sup>/yr)

<u>Infant</u>	<u>Child</u>	<u>Teen</u>	<u>Adult</u>
1400	3700	8000	8000



OFFSITE DOSE CALCULATION MANUAL

B. Summary of Calculational Methodology

1. The ground plane radionuclide concentrations in pCi/m<sup>2</sup>.
2. Calculate the resuspension factor utilizing equation given in WASH-1400.
3. Obtain the radionuclide concentration in air (pCi/m<sup>3</sup>) above plot utilizing methodology in WASH-1400.
4. Using parameters contained in Regulatory Guide 1.109, calculate annual dose for continuous occupancy and for realistic occupancy.

C. Inhalation of Resuspended Radionuclides in Air Pathway Dose Rate Calculations - Resuspension of Radionuclide in Air

1. Ground plane radionuclide concentration

<u>Radionuclide</u>	<u>Ground Plane Concentration (μCi/cm<sup>2</sup>)</u>	<u>Ground Plane Concentration (pCi/m<sup>2</sup>)</u>
Co-60	6.53E-08	6.53E+02
Cs-137	4.21E-08	4.21E+02

2. Calculation of resuspension factor,  $K (m^{-1})$

From WASH-1400,  $K(t) = 1.0E-09 + 1.0E-05 * EXP [-0.6769 * t]$

where  $t$  = time since radionuclides were deposited on ground surface.

$t$  is assumed to be 0 for these calculations, thereby maximizing the resuspension factor.

Therefore,

$$K = 1.0E-05 m^{-1}$$

3. Calculate radionuclide concentration (pCi/m<sup>3</sup>) in air.

From WASH-1400,

$$K(m^{-1}) = \frac{\text{air concentration (pCi/m}^3\text{)}}{\text{surface deposit (pCi/m}^2\text{)}}$$

or

$$\text{Air Concentration (pCi/m}^3\text{)} = \text{surface deposit (pCi/m}^2\text{)} * K(m^{-1})$$

AIR CONCENTRATIONS

<u>Radionuclide</u>	<u>Air Concentrations (pCi/m<sup>3</sup>)</u>
Co-60	6.53E-03
Cs-137	4.21E-03

OFFSITE DOSE CALCULATION MANUAL

4. Dose Rate Calculations

$$\text{Dose Rate (mrem/yr)} = \text{Inhalation Rate (m}^3\text{/yr)} * \text{Air Conc. (pCi/m}^3\text{)} * \text{Dose Conversion Factor (mrem/pCi)}$$

WHOLE BODY INHALATION DOSE RATE (mrem/year)

<u>Radionuclide</u>	<u>Infant</u>	<u>Child</u>	<u>Teen</u>	<u>Adult</u>
Co-60	7.69E-05	1.48E-04	1.30E-04	9.66E-05
Cs-137	1.92E-04	5.41E-04	1.31E-03	1.80E-03
TOTAL	2.69E-04	6.89E-04	1.44E-03	1.90E-03

LUNG INHALATION DOSE RATE (mrem/year)

<u>Radionuclide</u>	<u>Infant</u>	<u>Child</u>	<u>Teen</u>	<u>Adult</u>
Co-60	2.94E-02	4.61E-02	5.69E-02	3.90E-02
Cs-137	3.00E-04	4.38E-04	5.09E-04	3.17E-04
TOTAL	2.97E-02	4.65E-02	5.74E-02	3.93E-02

INHALATION OF RESUSPENDED RADIONUCLIDES IN AIR DOSE RATES

WHOLE BODY DOSE RATE (mrem/year)

<u>Occupancy</u>	<u>Infant</u>	<u>Child</u>	<u>Teen</u>	<u>Adult</u>
Continuous	2.69E-04	6.89E-04	1.44E-03	1.90E-03
Realistic	1.96E-06	5.03E-06	1.05E-05	1.39E-05

LUNG DOSE RATE (mrem/year)

<u>Occupancy</u>	<u>Infant</u>	<u>Child</u>	<u>Teen</u>	<u>Adult</u>
Continuous	2.97E-02	4.65E-02	5.74E-02	3.93E-02
Realistic	2.17E-04	3.39E-04	4.19E-04	2.87E-04

V. CALCULATION OF WHOLE BODY EXPOSURES DUE TO RELEASE TO LAKE MICHIGAN

A. Specific Assumptions

1. The methodology contained in the PBNP Offsite Dose Calculation Manual (ODCM) is used to perform this calculation.

OFFSITE DOSE CALCULATION MANUAL

2. The entire activity contained in the sludge is released into Lake Michigan.
3. The exposure pathways addressed by the ODCM methodology are ingestion of potable water from Two Rivers, WI water supply, ingestion of fish at edge of initial mixing zone, ingestion of fresh and stored vegetables, irrigated with Lake Michigan as source of water, ingestion of milk and meat from cows utilizing Lake Michigan as drinking water source, swimming and boating activities at edge of initial mixing zone, and shoreline deposits.

B. Summary of Calculational Methodology

1. The activity released in the sludge is converted into Co-60 dose equivalent Curies.
2. The annual design release limit from the ODCM is 94.7 Co-60 equivalent curies.
3. The annual design release limit is based on a limiting dose of 6 mrem adult whole body. The annual dose due to sewage sludge is calculated by a ratio of calculated release compared to release limit.

C. Whole Body Exposure Calculations

1. Co-60 equivalent Curies

Radionuclide	Activity (μCi)	DF <sub>i</sub> /DF Co-60	Co-60 eq. Activity (μCi)
Co-60	13.2	1.00E+00	13.2
Cs-137	8.5	1.51E+01	128.4
TOTAL			141.6 μCi Co-60 equivalent

2. Ratio of dose limit to annual design release limit

$$\frac{6 \text{ mrem}}{94.7 \text{ Co-60 equivalent curies}}$$

3. Whole Body Dose Calculation

$$\frac{\text{Dose}}{141.6 \mu\text{Ci}} = \frac{6 \text{ mrem}}{94.7 \times 10^6 \mu\text{Ci}}$$

$$\text{Dose} = 8.97\text{E-}06 \text{ mrem}$$

WHOLE BODY DOSE RATE (mrem/year)

$$8.97\text{E-}06$$

OFFSITE DOSE CALCULATION MANUAL

DOSE SUMMARY

Maximally Exposed Individual

The identified credible exposure pathways for the maximally exposed individual are:

- 1.) External exposure from ground plane source (realistic occupancy)
- 2.) Milk ingestion pathway
- 3.) Meat ingestion pathway
- 4.) Vegetable ingestion pathway
- 5.) Resuspension inhalation pathway (realistic occupancy)
- 6.) Pathways identified due to release to Lake Michigan.

Pathway	AGE GROUP			
	Infant	Child	Teen	Adult
External	8.23E-04	8.23E-04	8.23E-04	8.23E-04
Milk	4.20E-02	4.35E-02	5.77E-02	6.11E-02
Meat	-	4.49E-03	4.85E-03	9.42E-03
Vegetable	-	4.11E-04	4.43E-04	4.67E-04
Inhalation	1.96E-06	5.03E-06	1.05E-05	1.39E-05
Water	8.97E-06	8.97E-06	8.97E-06	8.97E-06
TOTAL: (mrem/year)	0.043	0.049	0.064	0.072

Inadvertent Intruder

The identified credible exposure pathways for the inadvertent intruder are:

- 1.) External exposure from ground plane source (continuous occupancy)
- 2.) Vegetable ingestion pathway
- 3.) Resuspension inhalation pathway (continuous occupancy)
- 4.) Pathways identified due to release to Lake Michigan.

Pathway	AGE GROUP			
	Infant	Child	Teen	Adult
External	1.13E-01	1.13E-01	1.13E-01	1.13E-01
Vegetable	-	4.11E-04	4.43E-04	4.67E-04
Inhalation	2.96E-04	6.89E-04	1.44E-03	1.90E-03
Water	8.97E-06	8.97E-06	8.97E-06	8.97E-06
TOTAL: (mrem/year)	0.113	0.114	0.115	0.115

Reviewing these tables, the calculated limiting doses for both the maximally exposed individual and the inadvertent intruder occur for the adult age group. These doses are:

Maximally Exposed Individual: 0.072 mrem/year  
Inadvertent Intruder: 0.115 mrem/year

**APPENDIX F**

**BASIS FOR SETTING CONCENTRATION LIMITS AND ACTIVITY LIMIT**  
**FOR DISPOSAL OF SLUDGE**

OFFSITE DOSE CALCULATION MANUAL

---

Analyses of previously disposed sewage sludge have identified six different radionuclides in the sludge. All six radionuclides did not occur in each disposal. Therefore, it is difficult to determine a single concentration limit for regulating the disposal of the sludge from the storage tanks.

To provide a basis to regulate the disposal of the sewage sludge based on identified radionuclide concentrations, the following relation is proposed.

$$\sum_{i=1}^N \frac{C_i}{0.1 * MPC_i} \leq 1$$

where

- N = number of different radionuclides identified in the sewage sludge.
- C<sub>i</sub> = concentration of the i<sup>th</sup> radionuclide in the sewage sludge.
- MPC<sub>i</sub> = the MPC value of the i<sup>th</sup> radionuclide in the sewage sludge, as listed in 10 CFR Part 20 Appendix B, Table II, Column 2.

If this criteria is met, the sewage sludge may be disposed of by land spreading provided the dose calculations (as identified in Appendix E) indicate dose rates within the prescribed limits.

The attachment to this Appendix details calculations performed to determine doses from four radionuclides identified in the sludge. The calculations are based on an identified concentration equal to 10% of the 10 CFR Part 20, Appendix B, Table II, Column 2 values. The calculations use the methodology in Appendix E along with the exposure pathways identified in Appendix D to determine the dose rates. These calculations indicate the use of this methodology will maintain radiation doses within the appropriate limits.

The maximum allowable activity disposed of per year per acre is calculated utilizing 10% of the MPC value, 10 CFR Part 20, Appendix B, Table II, Column 2, for Co-58. Volume limit per acre has been proposed at 4,000 gallons/acre/year. Then,

$$\begin{aligned} 1.0E-05 \text{ } \mu\text{Ci/cc} * 4,000 \text{ gallons/acre/year} * 3.785.43 \text{ cc/gallon} \\ = 151.4 \text{ } \mu\text{Ci/acre/year} \end{aligned}$$

OFFSITE DOSE CALCULATION MANUAL

Cs-134

Concentration in Sludge:  $9.0\text{E-}07$  mCi/ml

Sludge Volume (Gallons)	Sludge Volume (cm <sup>3</sup> )	Concentration ( $\mu\text{Ci}/\text{cm}^3$ )	Activity ( $\mu\text{Ci}$ )	Ground Plane Concentration ( $\mu\text{Ci}/\text{cm}^2$ )
15000	$5.68\text{E}+07$	$9.00\text{E-}07$	$5.11\text{E}+01$	$2.53\text{E-}07$

External Exposure

$\gamma$ Dose Factor (mrem/hr. per $\mu\text{Ci}/\text{m}^2$ )	Ground Plane Concentration ( $\mu\text{Ci}/\text{m}^2$ )	$\gamma$ Dose Rate (mrem/year)
$1.20\text{E-}08$	$2.53\text{E}+03$	$2.66\text{E-}01$

Continuous Occupancy:  $2.66\text{E-}01$  mrem/year  
Realistic Occupancy:  $1.94\text{E-}03$  mrem/year

Meat & Milk Pathway

Activity in Soil ( $\mu\text{Ci}$ )	Activity in Feed ( $\mu\text{Ci}$ )	Concentration in Feed ( $\mu\text{Ci}/\text{Kg}$ )	Concentration in Milk ( $\mu\text{Ci}/\text{L}$ )	Concentration in Meat ( $\mu\text{Ci}/\text{kg}$ )
$5.22\text{E}+01$	$5.11\text{E-}01$	$2.75\text{E}+01$	$1.65\text{E}+01$	$5.50\text{E}+00$

Milk Dose Rates (mrem/year)

Infant	Child	Teenager	Adult
$3.87\text{E-}01$	$4.41\text{E-}01$	$6.03\text{E-}01$	$6.19\text{E-}01$

Meat Dose Rate (mrem/year)

Infant	Child	Teenager	Adult
-	$1.83\text{E-}02$	$3.27\text{E-}02$	$7.32\text{E-}02$

Vegetable Pathway

Activity ( $\mu\text{Ci}$ )	Soil Volume (cm <sup>3</sup> )	Soil Mass (Kg)	Concentration in Soil ( $\mu\text{Ci}/\text{Kg}$ )	Concentration in Vegetables ( $\mu\text{Ci}/\text{Kg}$ )
$5.11\text{E}+01$	$3.08\text{E}+09$	$4.00\text{E}+06$	$1.28\text{E}+01$	$1.28\text{E-}01$

Cs-134-1

OFFSITE DOSE CALCULATION MANUAL

Vegetable Pathway Dose Rates (mrem/year)

<u>Infant</u>	<u>Child</u>	<u>Teenager</u>	<u>Adult</u>
-	2.90E-03	3.98E-03	4.34E-03

Inhalation Pathway

<u>Ground Plane Concentration (pCi/m<sup>2</sup>)</u>	<u>K<sub>1</sub> (m)</u>	<u>Air Concentration (pCi/m<sup>3</sup>)</u>
2.53E+03	1.0E-05	2.53E-02

Inhalation Pathway Dose Rates (mrem/year)

	<u>Infant</u>	<u>Child</u>	<u>Teenager</u>	<u>Adult</u>
Continuous Occupancy	1.88E-03	5.68E-03	1.39E-02	1.84E-02
Realistic Occupancy	1.38E-05	4.15E-05	1.01E-04	1.35E-04

Release to Lake Michigan

<u>Activity (μCi)</u>	<u>DF<sub>1</sub>/DF<sub>Co-60</sub></u>	<u>Co-60 eq. activity (μCi)</u>
5.11E+01	2.56E+01	1.31E+03
$\frac{6 \text{ mrem}}{94.7 \text{ Ci}} \times 1.31E+03 \times \frac{1 \text{ Ci}}{1.0E+06 \text{ μCi}} = 8.29E-05 \text{ mrem}$		

Maximally Exposed Individual

	<u>Infant</u>	<u>Child</u>	<u>Teenager</u>	<u>Adult</u>
External	1.94E-03	1.94E-03	1.94E-03	1.94E-03
Milk	3.87E-01	4.41E-01	6.03E-01	6.19E-01
Meat	-	1.83E-02	3.27E-02	7.32E-02
Vegetable	-	2.90E-03	3.98E-03	4.34E-03
Inhalation	1.38E-05	4.15E-05	1.01E-04	1.35E-04
Water	8.29E-05	8.29E-05	8.29E-05	8.29E-05
Totals:	3.89E-01	4.64E-01	6.42E-01	6.99E-01

Inadvertent Intruder

	<u>Infant</u>	<u>Child</u>	<u>Teenager</u>	<u>Adult</u>
External	2.66E-01	2.66E-01	2.66E-01	2.66E-01
Vegetable	-	2.90E-03	3.98E-03	4.34E-03
Inhalation	1.88E-03	5.68E-03	1.39E-02	1.84E-02
Water	8.29E-05	8.29E-05	8.29E-05	8.29E-05
Totals:	2.68E-01	2.75E-01	2.84E-01	2.89E-01

Cs-134-2



OFFSITE DOSE CALCULATION MANUAL

Cs-137

Concentration in Sludge:  $2.0\text{E-}06 \mu\text{Ci/ml}$

Sludge Volume (Gallons)	Sludge Volume ( $\text{cm}^3$ )	Concentration ( $\mu\text{Ci}/\text{cm}^3$ )	Activity ( $\mu\text{Ci}$ )	Ground Plane Concentration ( $\mu\text{Ci}/\text{cm}^2$ )
15000	$5.68\text{E}+07$	$2.00\text{E-}06$	$1.14\text{E}+02$	$5.62\text{E-}07$

External Exposure

$\gamma$ Dose Factor ( $\text{mrem/hr. per } \mu\text{Ci}/\text{m}^2$ )	Ground Plane Concentration ( $\mu\text{Ci}/\text{m}^2$ )	$\gamma$ Dose Rate ( $\text{mrem}/\text{year}$ )
$4.20\text{E-}09$	$5.62\text{E}+03$	$2.07\text{E-}01$

Continuous Occupancy:  $2.07\text{E-}01 \text{ mrem}/\text{year}$   
Realistic Occupancy:  $1.51\text{E-}03 \text{ mrem}/\text{year}$

Meat & Milk Pathway

Activity in Soil ( $\mu\text{Ci}$ )	Activity in Feed ( $\mu\text{Ci}$ )	Concentration in Feed ( $\mu\text{Ci}/\text{Kg}$ )	Concentration in Milk ( $\mu\text{Ci}/\text{l}$ )	Concentration in Meat ( $\mu\text{Ci}/\text{kg}$ )
$1.14\text{E}+02$	$1.14\text{E}+00$	$6.13\text{E}+01$	$3.68\text{E}+01$	$1.23\text{E}+01$

Milk Dose Rates ( $\text{mrem}/\text{year}$ )

Infant	Child	Teenager	Adult
$5.26\text{E-}00$	$5.61\text{E-}01$	$7.64\text{E-}01$	$8.15\text{E-}01$

Meat Dose Rate ( $\text{mrem}/\text{year}$ )

Infant	Child	Teenager	Adult
	$2.33\text{E-}02$	$4.15\text{E-}02$	$9.66\text{E-}02$

Vegetable Pathway

Activity ( $\mu\text{Ci}$ )	Soil Volume ( $\text{cm}^3$ )	Soil Mass (Kg)	Concentration in Soil ( $\mu\text{Ci}/\text{Kg}$ )	Concentration in Vegetables ( $\mu\text{Ci}/\text{Kg}$ )
$1.14\text{E}+02$	$3.08\text{E}+09$	$4.00\text{E}+06$	$2.85\text{E}+01$	$2.85\text{E-}01$

Cs-137-1

OFFSITE DOSE CALCULATION MANUAL

Vegetable Pathway Dose Rates (mrem/year)

<u>Infant</u>	<u>Child</u>	<u>Teenager</u>	<u>Adult</u>
-	3.69E-03	5.03E-03	5.70E-03

Inhalation Pathway

<u>Ground Plane Concentration (pCi/m<sup>2</sup>)</u>	<u>K<sub>1</sub> (m<sup>-1</sup>)</u>	<u>Air Concentration (pCi/m<sup>3</sup>)</u>
5.62E+03	1.0E-05	5.62E-02

Inhalation Pathway Dose Rates (mrem/year)

	<u>Infant</u>	<u>Child</u>	<u>Teenager</u>	<u>Adult</u>
Continuous Occupancy	2.56E-03	7.22E-03	1.75E-02	2.41E-02
Realistic Occupancy	1.87E-05	5.27E-05	1.28E-04	1.76E-04

Release to Lake Michigan

<u>Activity (μCi)</u>	<u>DF<sub>i</sub>/DF<sub>Co-60</sub></u>	<u>Co-60 eq. activity (μCi)</u>
1.14E+02	1.51E+01	1.72E+03

$$\frac{6 \text{ mrem}}{94.7 \text{ Ci}} \times 1.72E+03 \times \frac{1 \text{ Ci}}{1.0E+06 \text{ } \mu\text{Ci}} = 1.09E-04 \text{ mrem}$$

Maximally Exposed Individual

	<u>Infant</u>	<u>Child</u>	<u>Teenager</u>	<u>Adult</u>
External	1.51E-03	1.51E-03	1.51E-03	1.51E-03
Milk	5.26E-01	5.61E-01	7.64E-01	8.15E-01
Meat	-	2.33E-02	4.15E-02	5.70E-03
Vegetable	-	3.69E-03	5.03E-03	5.70E-03
Inhalation	1.87E-05	5.27E-05	1.28E-04	1.76E-04
Water	1.09E-04	1.09E-04	1.09E-04	1.09E-04
Totals:	5.28E-01	5.90E-01	8.12E-01	9.19E-01

Inadvertent Intruder

	<u>Infant</u>	<u>Child</u>	<u>Teenager</u>	<u>Adult</u>
External	2.07E-01	2.07E-01	2.07E-01	2.07E-01
Vegetable	-	3.69E-03	5.03E-03	5.70E-03
Inhalation	2.56E-03	7.22E-03	1.75E-02	2.41E-02
Water	1.09E-04	1.09E-04	1.09E-04	1.09E-04
Totals:	2.10E-01	2.18E-01	2.30E-01	2.37E-01

Cs-137-2

OFFSITE DOSE CALCULATION MANUAL

Co-58

Concentration in Sludge:  $1.00\text{E-}05$   $\mu\text{Ci/ml}$

<u>Sludge Volume (Gallons)</u>	<u>Sludge Volume (<math>\text{cm}^3</math>)</u>	<u>Concentration (<math>\mu\text{Ci}/\text{cm}^3</math>)</u>	<u>Activity (<math>\mu\text{Ci}</math>)</u>	<u>Ground Plane Concentration (<math>\mu\text{Ci}/\text{cm}^2</math>)</u>
15000	$5.68\text{E}+07$	$1.00\text{E-}05$	$5.68\text{E}+02$	$2.01\text{E-}06$

External Exposure

<u><math>\gamma</math> Dose Factor (mrem/hr. per <math>\mu\text{Ci}/\text{m}^2</math>)</u>	<u>Ground Plane Concentration (<math>\mu\text{Ci}/\text{m}^2</math>)</u>	<u><math>\gamma</math> Dose Rate (mrem/year)</u>
$7.00\text{E-}09$	$2.81\text{E}+04$	$1.72\text{E}+00$

Continuous Occupancy:  $1.72\text{E}+00$  mrem/year  
Realistic Occupancy:  $1.26\text{E-}02$  mrem/year

Meat & Milk Pathway

<u>Activity in Soil (<math>\mu\text{Ci}</math>)</u>	<u>Activity in Feed (<math>\mu\text{Ci}</math>)</u>	<u>Concentration in Feed (<math>\mu\text{Ci}/\text{Kg}</math>)</u>	<u>Concentration in Milk (<math>\mu\text{Ci}/\text{L}</math>)</u>	<u>Concentration in Meat (<math>\mu\text{Ci}/\text{kg}</math>)</u>
$5.68\text{E}+02$	$5.34\text{E}+00$	$2.87\text{E}+02$	$1.44\text{E}+01$	$1.87\text{E}+02$

Milk Dose Rates (mrem/year)

<u>Infant</u>	<u>Child</u>	<u>Teenager</u>	<u>Adult</u>
$4.27\text{E-}02$	$2.62\text{E-}02$	$1.29\text{E-}02$	$7.45\text{E-}03$

Meat Dose Rate (mrem/year)

<u>Infant</u>	<u>Child</u>	<u>Teenager</u>	<u>Adult</u>
-	$4.22\text{E-}02$	$2.72\text{E-}02$	$3.44\text{E-}02$

Vegetable Pathway

<u>Activity (<math>\mu\text{Ci}</math>)</u>	<u>Soil Volume (<math>\text{cm}^3</math>)</u>	<u>Soil Mass (Kg)</u>	<u>Concentration in Soil (<math>\mu\text{Ci}/\text{Kg}</math>)</u>	<u>Concentration in Vegetables (<math>\mu\text{Ci}/\text{Kg}</math>)</u>
$5.68\text{E}+02$	$3.08\text{E}+09$	$4.00\text{E}+06$	$1.42\text{E-}04$	$1.33\text{E}+00$

Co-58-1

OFFSITE DOSE CALCULATION MANUAL

Vegetable Pathway Dose Rates (mrem/year)

<u>Infant</u>	<u>Child</u>	<u>Teenager</u>	<u>Adult</u>
-	2.95E-03	1.01E-03	6.22E-04

Inhalation Pathway

<u>Ground Plane Concentration (pCi/m<sup>2</sup>)</u>	<u>K<sub>1</sub> (m)</u>	<u>Air Concentration (pCi/m<sup>3</sup>)</u>
2.81E+04	1.0E-05	2.81E-01

Inhalation Pathway Dose Rates (mrem/year)

	<u>Infant</u>	<u>Child</u>	<u>Teenager</u>	<u>Adult</u>
Continuous Occupancy	5.11E-04	8.89E-04	7.80E-04	5.82E-04
Realistic Occupancy	3.74E-06	6.49E-06	5.70E-06	4.25E-06

Release to Lake Michigan

<u>Activity (μCi)</u>	<u>DF<sub>i</sub>/DF<sub>Co-60</sub></u>	<u>Co-60 eq. activity (μCi)</u>
5.68E+02	3.54E-01	2.01E+02

$$2.01E+02 \text{ } ^{60}\text{Co} \text{ mrem} \times \frac{2.01E+02 \text{ } ^{60}\text{Co} \text{ } \mu\text{Ci}}{94.7 \text{ Ci}} \times \frac{1 \text{ Ci}}{1.0E+06 \text{ } \mu\text{Ci}} = 1.27E-05 \text{ mrem/yr}$$

Maximally Exposed Individual

	<u>Infant</u>	<u>Child</u>	<u>Teenager</u>	<u>Adult</u>
External	1.26E-02	1.26E-02	1.26E-02	1.26E-02
Milk	4.27E-02	2.62E-02	1.29E-02	7.45E-03
Meat	-	4.22E-02	2.72E-02	3.44E-02
Vegetable	-	2.05E-03	1.01E-03	6.22E-04
Inhalation	3.74E-06	6.49E-06	5.70E-06	4.25E-06
Water	1.27E-05	1.27E-05	1.27E-05	1.27E-05
Totals:	5.53E-02	8.31E-02	5.37E-02	5.51E-02

Inadvertent Intruder

	<u>Infant</u>	<u>Child</u>	<u>Teenager</u>	<u>Adult</u>
External	1.72E+00	1.72E+00	1.72E+00	1.72E+00
Vegetable	-	2.05E-03	1.01E-03	6.22E-04
Inhalation	5.11E-04	8.89E-04	7.80E-04	5.82E-04
Water	1.27E-05	1.27E-05	1.27E-05	1.27E-05
Totals:	1.72E+00	1.72E+00	1.72E+00	1.72E+00

Co-58-2

OFFSITE DOSE CALCULATION MANUAL

Co-60

Concentration in Sludge: 5.0E-06  $\mu\text{Ci/ml}$

<u>Sludge Volume</u> <u>(Gallons)</u>	<u>(cm<sup>3</sup>)</u>	<u>Concentration</u> <u>(<math>\mu\text{Ci/cm}^3</math>)</u>	<u>Activity</u> <u>(<math>\mu\text{Ci}</math>)</u>	<u>Ground Plane</u> <u>Concentration (<math>\mu\text{Ci/cm}^2</math>)</u>
15000	5.68E+07	5.00E-06	2.84E+02	1.41E-06

External Exposure

<u><math>\gamma</math> Dose Factor</u> <u>(mrem/hr. per <math>\mu\text{Ci/m}^2</math>)</u>	<u>Ground Plane Concentration</u> <u>(<math>\mu\text{Ci/m}^2</math>)</u>	<u><math>\gamma</math> Dose Rate</u> <u>(mrem/year)</u>
1.70E-08	1.41E+04	2.09E+00

Continuous Occupancy: 2.09E+00 mrem/year  
Realistic Occupancy: 1.53E-02 mrem/year

Meat & Milk Pathway

<u>Activity in</u> <u>Soil (<math>\mu\text{Ci}</math>)</u>	<u>Activity in</u> <u>Feed (<math>\mu\text{Ci}</math>)</u>	<u>Concentration in</u> <u>Feed (<math>\mu\text{Ci/Kg}</math>)</u>	<u>Concentration in</u> <u>Milk (<math>\mu\text{Ci/l}</math>)</u>	<u>Concentration in</u> <u>Meat (<math>\mu\text{Ci/kg}</math>)</u>
2.84E+02	2.67E+00	1.44E+02	7.18E+00	9.33E+01

Milk Dose Rates (mrem/year)

<u>Infant</u>	<u>Child</u>	<u>Teenager</u>	<u>Adult</u>
6.04E-02	3.70E-02	1.82E-02	1.05E-02

Meat Dose Rate (mrem/year)

<u>Infant</u>	<u>Child</u>	<u>Teenager</u>	<u>Adult</u>
-	5.97E-02	3.84E-02	4.84E-02

Vegetable Pathway

<u>Activity</u> <u>(<math>\mu\text{Ci}</math>)</u>	<u>Soil Volume</u> <u>(<math>\text{cm}^3</math>)</u>	<u>Soil Mass</u> <u>(Kg)</u>	<u>Concentration</u> <u>in Soil (<math>\mu\text{Ci/Kg}</math>)</u>	<u>Concentration</u> <u>in Vegetables (<math>\mu\text{Ci/Kg}</math>)</u>
2.84E+02	3.08E+09	4.00E+06	7.10E+01	6.67E-01

Co-60-1

OFFSITE DOSE CALCULATION MANUAL

Vegetable Pathway Dose Rates (mrem/year)

<u>Infant</u>	<u>Child</u>	<u>Teenager</u>	<u>Adult</u>
-	2.91E-03	1.44E-03	8.82E-04

Inhalation Pathway

<u>Ground Plane Concentration (pCi/m<sup>2</sup>)</u>	<u>K<sub>1</sub> (m<sup>-1</sup>)</u>	<u>Air Concentration (pCi/m<sup>3</sup>)</u>
1.41E+04	1.0E-05	1.41E-01

Inhalation Pathway Dose Rates (mrem/year)

	<u>Infant</u>	<u>Child</u>	<u>Teenager</u>	<u>Adult</u>
Continuous Occupancy	1.66E-03	3.19E-03	2.80E-03	2.09E-03
Realistic Occupancy	1.21E-05	2.33E-05	2.05E-05	1.53E-05

Release to Lake Michigan

<u>Activity (μCi)</u>	<u>DF<sub>1</sub>/DF<sub>Co-60</sub></u>	<u>Co-60 eq. activity (μCi)</u>
---------------------------	--	-------------------------------------

$$\frac{6 \text{ mrem}}{94.7 \text{ Ci}} * 2.84\text{E}+02 \mu\text{Ci} * \frac{1 \text{ Ci}}{1.0\text{E}+06 \mu\text{Ci}} = 1.80\text{E}-05 \text{ mrem}$$

Maximally Exposed Individual

	<u>Infant</u>	<u>Child</u>	<u>Teenager</u>	<u>Adult</u>
External	1.53E-02	1.53E-02	1.53E-02	1.53E-02
Milk	6.04E-02	3.70E-02	1.82E-02	1.05E-02
Meat	-	5.97E-02	3.84E-02	4.84E-02
Vegetable	-	2.91E-03	1.44E-03	8.82E-04
Inhalation	1.21E-05	2.33E-05	2.05E-05	1.53E-05
Water	1.80E-05	1.80E-05	1.80E-05	1.80E-05
Totals:	7.57E-02	1.15E-01	7.34E-02	7.51E-02

Inadvertent Intruder

	<u>Infant</u>	<u>Child</u>	<u>Teenager</u>	<u>Adult</u>
External	2.09E+00	2.09E+00	2.09E+00	2.09E+00
Vegetable	-	2.91E-03	1.44E-03	8.82E-04
Inhalation	1.66E-03	3.19E-03	2.80E-03	2.09E-03
Water	1.80E-05	1.80E-05	1.80E-03	1.80E-03
Totals:	2.09E+00	2.10E+00	2.10E+00	2.09E+00

Co-60-2

APPENDIX G

CALCULATIONAL METHODOLOGY FOR DETERMINING  
EXTERNAL DOSE RATES FROM RADIONUCLIDES  
AFTER INCORPORATION INTO SOIL

OFFSITE DOSE CALCULATION MANUAL

---

Wisconsin Electric utilizes QAD, a nationally recognized computer code, to perform shielding and dose rate analyses. The QAD computer code utilizes a point kernel methodology to calculate the dose rate at a specified point due to a given source of radiation.

QAD will be used to calculate the dose rate due to standing on a plot of land utilized for sludge disposal after the radionuclides have been incorporated into the plot by plowing. The following parameters will be used in the calculation:

- The total activity from all previous disposals will be corrected for radiological decay and used as the radionuclide source term.
- Appropriate values will be used to represent the surface area of the plot.
- The radionuclides will be assumed to be incorporated uniformly into the top six inches of soil.
- The dose rate will be calculated at a height of 1 meter above the ground plane at a depth of 5 centimeters in tissue. (Regulatory Guide 1.109 values).

The density of the soil will be assumed to be 1.3 grams per cubic centimeter.

This calculated dose rate will be used to assess the radiological consequences of past disposals in conjunction with the consequences of proposed future disposals. The total radiological dose consequence of the past and the proposed disposal will be compared to the applicable limits to insure the dose is maintained at or below the limits.



OFFSITE DOSE CALCULATION MANUAL

---

APPENDIX H  
MODIFICATION #1 TO NRC SUBMITTAL

Modifications to the Wisconsin Electric submittal to the United States Nuclear Regulatory Commission dated October 8, 1987 (VPNPD-87-430, NRC-87-104), Disposal by Land Application of Sewage Sludge Containing Minute Quantities Of Radioactive Material.

OFFSITE DOSE CALCULATION MANUAL

---

MODIFICATION #1 TO NRC SUBMITTAL

CHANGE TO ORIGINAL SUBMITTAL

Section 3.2, Disposal Procedure (page 3)

Section 3.3, Administrative Procedure (page 4)

The requirements for sludge characterization (the determination of the chemical and physical properties of the sludge) contained in the sections referenced above are modified to allow characterization of the sludge on an annual basis.

BASIS/EXPLANATION

The October 8, 1987 submittal to the USNRC for permission to dispose of sewage treatment sludge containing minute quantities of radioactive material requires that, "prior to disposal the waste stream will be monitored to determine the physical and chemical properties of the sludge...". Subsequent to the submittal and the approval by the NRC, a new Wisconsin Pollutant Discharge Elimination System (WPDES) permit was issued to the Point Beach Nuclear Plant by the Wisconsin Department of Natural Resources on November 30, 1988. Both the new WPDES permit and the Point Beach Nuclear Plant Sludge Management Plan specify an annual required frequency for the evaluation of the sludge characteristics.

The original requirement to perform the characterization of the chemical and physical properties of the sewage sludge prior to each disposal has proven time consuming and costly for Wisconsin Electric Lab Services. Preparation of special analytical standards are required to complete the characterization study. The preparation of these standards, sample preparation, and the actual analyses are all manpower intensive and difficult to perform on a timely basis. This has led to requiring overtime for Lab Services personnel and support from outside companies. In order to better utilize the resources of Lab Services while maintaining the requirements of the WPDES permit, the frequency of sludge characterization in the October 8, 1987 submittal to the NRC should be changed to an annual requirement.

This change in the required frequency for determination of the sludge characteristics does not change the requirement to analyze the sewage sludge for radionuclide content or perform dose evaluations prior to each disposal.

OFFSITE DOSE CALCULATION MANUAL

---

APPENDIX I  
MODIFICATION #2 TO NRC SUBMITTAL

Modifications to the Wisconsin Electric submittal to the United States Nuclear Regulatory Commission dated October 8, 1987 (VPNPD-87-430, NRC-87-104), Disposal by Land Application of Sewage Sludge Containing Minute Quantities Of Radioactive Material.

OFFSITE DOSE CALCULATION MANUAL

---

MODIFICATION #2

CHANGE TO ORIGINAL SUBMITTAL

Section 3.3, Administrative Procedures (Page E-10)

The limitation on the annual volume of sludge disposal per acre contained in the section referenced above is modified to allow unlimited disposal provided the other requirements of this submittal are met.

BASIS/EXPLANATION

The October 8, 1987, submittal to the USNRC for permission to dispose of sewage treatment sludge containing minute quantities of radioactive material requires that "the annual disposal rate for each of the approved land spread sites will be limited to 4,000 gallons/acre, provided WDNR chemical composition, NRC dose guidelines, and concentration and activity limits are maintained with the appropriate values".

The original requirement to limit sewage sludge disposal to 4,000 gallons per acre is based on the assumption that the sewage sludge is contaminated with Co-58 at a concentration that is ten percent of the 10 CFR Part 20 Appendix B Table 2 Column 2 value. Past sewage sludge disposal experience has shown that the sludge may or may not be contaminated and, if it is, at concentrations far below ten percent of the performed prior to each sewage sludge disposal. With the removal of some of the land spread sites due to their use as a storage site for dry storage of spent fuel, this requirement is limiting our ability to dispose of the sewage sludge on the remaining approved land spread sites.

This removal of the annual volume of sewage sludge that may be disposed of per acre on approved land spread sites does not change the requirement to analyze the sewage sludge for radionuclide content or perform dose evaluation prior to each disposal.

This change was evaluation under SER 95-057, "Removal of licensee Commitment Involved With Sewage Sludge Disposal", 4/20/95.

OFFSITE DOSE CALCULATION MANUAL

---

MODIFICATION #2

- Depth to groundwater and bedrock shall be greater than 3 feet from the land surface elevation during use of any site.
- Sludge shall not be land spread in a floodway.
- Sludge shall not be land spread within 50 feet of a property line road or ditch unless the sludge is incorporated with the soil, in which case a minimum separation distance of at least 25 feet is required.
- The pH of the sludge-soil mixture shall be maintained at 6.5 or higher.
- Low areas of the approved fields, subject to seasonally high groundwater levels, are excluded from the sludge application.
- Crops for human consumption shall not be grown on the land for up to one year following the application of the sludge.
- The sludge shall be plowed, disked, injected or otherwise incorporated into the surface soil layer at appropriate intervals.

The flexibility implied in the latter provision for soil incorporation is intended to allow for crops which require more than a one year cycle. For the Point Beach disposal sites, alfalfa is a common crop which is harvested for several years after a single planting. Sludge disposal on an alfalfa plot constitutes good fertilization, but the plot cannot be plowed without destroying the crop. The alfalfa in this case aids in binding the layer of sludge on the surface of the plot. At a minimum, however, plowing (or disking or other method of injection and mixing to a nominal depth of 6 inches) shall be done prior to planting any new crop, regardless of the crop.

3.3 Administrative Procedures

Complete records of each disposal will be maintained. These records will include the concentration of radionuclides in the sludge, the total volume of sludge disposed, the total activity, the plot on which the sludge was applied, the results of the chemical composition determinations, and all dose calculations.

The annual disposal rate for each of the approved land spread sites will be <sup>unlimited</sup> limited to 4,000 gallons/acre, provided WDNR chemical composition, MRC dose guidelines, and concentration and activity limits are maintained within the appropriate values.

The farmer leasing the site used for the disposal will be notified of the applicable restrictions placed on the site due to the land spreading of sewage sludge.

4.0 Evaluation of Environmental Impact

4.1 Site Characteristics

4.1.1 Site Topography

The disposal sites are located in the Town of Two Creeks in the northeast corner of Manitowoc County, Wisconsin, on the

OFFSITE DOSE CALCULATION MANUAL

---

APPENDIX J  
MODIFICATION #3 TO NRC SUBMITTAL

Modifications to the Wisconsin Electric submittal to the United States Nuclear Regulatory Commission dated October 8, 1987 (VPNPD-87-430, NRC-87-104), Disposal by Land Application of Sewage Sludge Containing Minute Quantities Of Radioactive Material.

OFFSITE DOSE CALCULATION MANUAL

---

MODIFICATION #3 TO NRC SUBMITTAL

CHANGE TO ORIGINAL SUBMITTAL

Section 3.2 of Attachment II of the October 8, 1987 letter to the NRC contains the commitment to perform a gamma isotopic analysis of sewage sludge samples prior to every sludge disposal on land surrounding PBNP. The analytical results are to be used to evaluate the dose consequences of the radionuclides entering the environment via this disposal pathway. As described in ODCM Section 7, the requirement for a radioisotopic analysis of the sewage sludge prior to every disposal on land surrounding PBNP is modified if the sludge has been shown to be clean and there is no reason to believe that the sludge is contaminated.

BASIS/EXPLANATION

Small  $\mu\text{Ci}$  quantities of PBNP licensed materials (Co-58/60, Cs-134/137, Cr-51, and Mn-54) were found in PBNP sewage treatment plant (STP) sludge. Pursuant to 10 CFR 20.302(a), Wisconsin Electric applied to the NRC for permission to dispose of the licensed material by applying the sludge to Wisconsin Electric land surrounding PBNP. In the October 8, 1987 application letter, Wisconsin Electric committed to gamma isotopic analysis of the sludge prior to every disposal in order to evaluate the dose consequences of this disposal and to compare radionuclide concentrations to the 10 CFR 20, Appendix B, maximum effluent concentrations. However, such analysis are not required if the sludge does not contain licensed material. If there is no reason to believe that the sludge is contaminated and if there is no pathway from the RCA to the STP, then there is no reason to analyze the sludge for radionuclides once it has been shown to be clean. Administrative controls and engineering modifications to PBNP have removed the pathway from the RCA to the STP as verified by subsequent analyses of the sludge under conditions required to obtain the environmental LLDs. These analyses have not revealed radionuclides attributable to PBNP. Pursuant to NRC HPPOS-221, a substance is clean if analyses under analytical parameters necessary to achieve the environmental LLDs does not reveal any licensed material. These LLDs define how hard you have to look. Below this detection level, "...the probability of undetected radioactivity is negligible and can be disregarded when considering the practicality of detecting such potential radioactivity from natural background..." (Docket No. 50-206, letter to J. E. Dyer from L. J. Cunningham dated September 6, 1991). Therefore the NRC criteria are met and there is no longer any reason to believe that the STP sludge is contaminated. However if plant conditions should change in a manner compromising the NRC criteria, radiological analysis must be made prior to each STP sludge land application until such time that the clean criteria are satisfied pursuant to subsequent NRC guidance.

OFFSITE DOSE CALCULATION MANUAL

APPENDIX K  
LIQUID EFFLUENT DOSE CONVERSION FACTORS

The tables below identify the expected dose to each of the four age ranges (adult, teen, child and infant) as a result of activity released via liquid effluents. These dose conversion factors are based on Reg. Guide 1.109 and NUREG-0133 assumptions. The pathways included in these DCFs are drinking water and fish. The other pathways (irrigated meat, irrigated milk, invertebrates and shoreline exposure) are either not applicable or contribute a negligible contribution to the dose. The dose conversion factors below assume a discharge flow of 6.77E+05 gpm. If actual plant conditions are significantly different, revised DCFs should be calculated and used.

H-3 Liquid release (mrem/Ci released)							
	Bone	Liver	T.Body	Thyroid	Kidney	Lung	GI-LLI
Adult	0.00E+00	1.34E-06	1.34E-06	1.34E-06	1.34E-06	1.34E-06	1.34E-06
Teen	0.00E+00	9.51E-07	9.51E-07	9.51E-07	9.51E-07	9.51E-07	9.51E-07
Child	0.00E+00	1.75E-06	1.75E-06	1.75E-06	1.75E-06	1.75E-06	1.75E-06
Infant	0.00E+00	1.65E-06	1.65E-06	1.65E-06	1.65E-06	1.65E-06	1.65E-06

C-14 Liquid release (mrem/Ci released)							
	Bone	Liver	T.Body	Thyroid	Kidney	Lung	GI-LLI
Adult	2.32E-02	4.64E-03	4.64E-03	4.64E-03	4.64E-03	4.64E-03	4.64E-03
Teen	2.52E-02	5.05E-03	5.05E-03	5.05E-03	5.05E-03	5.05E-03	5.05E-03
Child	3.25E-02	6.51E-03	6.51E-03	6.51E-03	6.51E-03	6.51E-03	6.51E-03
Infant	2.23E-04	4.76E-05	4.76E-05	4.76E-05	4.76E-05	4.76E-05	4.76E-05

F-18 Liquid release (mrem/Ci released)							
	Bone	Liver	T.Body	Thyroid	Kidney	Lung	GI-LLI
Adult	1.17E-07	0.00E+00	1.30E-08	0.00E+00	0.00E+00	0.00E+00	3.47E-09
Teen	1.24E-07	0.00E+00	1.35E-08	0.00E+00	0.00E+00	0.00E+00	1.11E-08
Child	1.54E-07	0.00E+00	1.52E-08	0.00E+00	0.00E+00	0.00E+00	4.16E-08
Infant	6.17E-13	0.00E+00	5.27E-14	0.00E+00	0.00E+00	0.00E+00	1.45E-13

Na-22 Liquid release (mrem/Ci released)							
	Bone	Liver	T.Body	Thyroid	Kidney	Lung	GI-LLI
Adult	3.44E-03	3.44E-03	3.44E-03	3.44E-03	3.44E-03	3.44E-03	3.44E-03
Teen	3.49E-03	3.49E-03	3.49E-03	3.49E-03	3.49E-03	3.49E-03	3.49E-03
Child	4.27E-03	4.27E-03	4.27E-03	4.27E-03	4.27E-03	4.27E-03	4.27E-03
Infant	9.23E-04	9.23E-04	9.23E-04	9.23E-04	9.23E-04	9.23E-04	9.23E-04

Na-24 Liquid release (mrem/Ci released)							
	Bone	Liver	T.Body	Thyroid	Kidney	Lung	GI-LLI
Adult	1.76E-04	1.76E-04	1.76E-04	1.76E-04	1.76E-04	1.76E-04	1.76E-04
Teen	1.81E-04	1.81E-04	1.81E-04	1.81E-04	1.81E-04	1.81E-04	1.81E-04
Child	2.02E-04	2.02E-04	2.02E-04	2.02E-04	2.02E-04	2.02E-04	2.02E-04
Infant	1.03E-05	1.03E-05	1.03E-05	1.03E-05	1.03E-05	1.03E-05	1.03E-05



OFFSITE DOSE CALCULATION MANUAL

APPENDIX K  
LIQUID EFFLUENT DOSE CONVERSION FACTORS

P-32 Liquid release (mrem/Ci released)							
	Bone	Liver	T-Body	Thyroid	Kidney	Lung	G-LLI
Adult	3.33E+01	2.07E+00	1.29E+00	0.00E+00	0.00E+00	0.00E+00	3.75E+00
Teen	3.63E+01	2.25E+00	1.41E+00	0.00E+00	0.00E+00	0.00E+00	3.05E+00
Child	4.68E+01	2.19E+00	1.81E+00	0.00E+00	0.00E+00	0.00E+00	1.29E+00
Infant	1.45E-02	8.53E-04	5.62E-04	0.00E+00	0.00E+00	0.00E+00	1.96E-04

Sc-46 Liquid release (mrem/Ci released)							
	Bone	Liver	T-Body	Thyroid	Kidney	Lung	G-LLI
Adult	1.32E-07	2.57E-07	7.46E-08	0.00E+00	2.40E-07	0.00E+00	1.25E-03
Teen	1.23E-07	2.39E-07	7.10E-08	0.00E+00	2.29E-07	0.00E+00	8.15E-04
Child	3.04E-07	4.17E-07	1.61E-07	0.00E+00	3.69E-07	0.00E+00	6.10E-04
Infant	3.47E-07	5.00E-07	1.56E-07	0.00E+00	3.29E-07	0.00E+00	3.26E-04

Cr-51 Liquid release (mrem/Ci released)							
	Bone	Liver	T-Body	Thyroid	Kidney	Lung	G-LLI
Adult	0.00E+00	0.00E+00	9.82E-07	5.87E-07	2.16E-07	1.30E-06	2.47E-04
Teen	0.00E+00	0.00E+00	1.01E-06	5.60E-07	2.21E-07	1.44E-06	1.70E-04
Child	0.00E+00	0.00E+00	1.15E-06	6.36E-07	1.74E-07	1.16E-06	6.07E-05
Infant	0.00E+00	0.00E+00	1.26E-07	8.23E-08	1.80E-08	1.60E-07	3.68E-06

Mn-54 Liquid release (mrem/Ci released)							
	Bone	Liver	T-Body	Thyroid	Kidney	Lung	G-LLI
Adult	0.00E+00	3.33E-03	6.35E-04	0.00E+00	9.90E-04	0.00E+00	1.02E-02
Teen	0.00E+00	3.26E-03	6.47E-04	0.00E+00	9.74E-04	0.00E+00	6.69E-03
Child	0.00E+00	2.64E-03	7.03E-04	0.00E+00	7.40E-04	0.00E+00	2.22E-03
Infant	0.00E+00	1.86E-04	4.22E-05	0.00E+00	4.13E-05	0.00E+00	6.84E-05

Mn-56 Liquid release (mrem/Ci released)							
	Bone	Liver	T-Body	Thyroid	Kidney	Lung	G-LLI
Adult	0.00E+00	3.23E-06	5.73E-07	0.00E+00	4.10E-06	0.00E+00	1.03E-04
Teen	0.00E+00	3.38E-06	6.02E-07	0.00E+00	4.28E-06	0.00E+00	2.23E-04
Child	0.00E+00	3.08E-06	6.96E-07	0.00E+00	3.73E-06	0.00E+00	4.47E-04
Infant	0.00E+00	1.91E-11	3.29E-12	0.00E+00	1.64E-11	0.00E+00	1.73E-09

Fe-55 Liquid release (mrem/Ci released)							
	Bone	Liver	T-Body	Thyroid	Kidney	Lung	G-LLI
Adult	5.44E-04	3.76E-04	8.76E-05	0.00E+00	0.00E+00	2.10E-04	2.15E-04
Teen	5.64E-04	4.00E-04	9.33E-05	0.00E+00	0.00E+00	2.54E-04	1.73E-04
Child	8.35E-04	4.43E-04	1.37E-04	0.00E+00	0.00E+00	2.51E-04	8.21E-05
Infant	1.30E-04	8.43E-05	2.25E-05	0.00E+00	0.00E+00	4.12E-05	1.07E-05

OFFSITE DOSE CALCULATION MANUAL

APPENDIX K  
LIQUID EFFLUENT DOSE CONVERSION FACTORS

Fe-59 Liquid release (mrem/Ci released)							
	Bone	Liver	T.Body	Thyroid	Kidney	Lung	GI-LLI
Adult	8.50E-04	2.00E-03	7.66E-04	0.00E+00	0.00E+00	5.58E-04	6.66E-03
Teen	8.68E-04	2.03E-03	7.82E-04	0.00E+00	0.00E+00	6.39E-04	4.79E-03
Child	1.18E-03	1.92E-03	9.55E-04	0.00E+00	0.00E+00	5.56E-04	2.00E-03
Infant	2.81E-04	4.90E-04	1.93E-04	0.00E+00	0.00E+00	1.45E-04	2.34E-04

Co-57 Liquid release (mrem/Ci released)							
	Bone	Liver	T.Body	Thyroid	Kidney	Lung	GI-LLI
Adult	0.00E+00	1.91E-05	3.17E-05	0.00E+00	0.00E+00	0.00E+00	4.84E-04
Teen	0.00E+00	1.95E-05	3.26E-05	0.00E+00	0.00E+00	0.00E+00	3.63E-04
Child	0.00E+00	2.14E-05	4.34E-05	0.00E+00	0.00E+00	0.00E+00	1.76E-04
Infant	0.00E+00	1.08E-05	1.75E-05	0.00E+00	0.00E+00	0.00E+00	3.67E-05

Co-58 Liquid release (mrem/Ci released)							
	Bone	Liver	T.Body	Thyroid	Kidney	Lung	GI-LLI
Adult	0.00E+00	8.08E-05	1.81E-04	0.00E+00	0.00E+00	0.00E+00	1.64E-03
Teen	0.00E+00	7.91E-05	1.82E-04	0.00E+00	0.00E+00	0.00E+00	1.09E-03
Child	0.00E+00	7.77E-05	2.38E-04	0.00E+00	0.00E+00	0.00E+00	4.53E-04
Infant	0.00E+00	3.32E-05	8.28E-05	0.00E+00	0.00E+00	0.00E+00	8.27E-05

Co-60 Liquid release (mrem/Ci released)							
	Bone	Liver	T.Body	Thyroid	Kidney	Lung	GI-LLI
Adult	0.00E+00	2.34E-04	5.16E-04	0.00E+00	0.00E+00	0.00E+00	4.39E-03
Teen	0.00E+00	2.30E-04	5.19E-04	0.00E+00	0.00E+00	0.00E+00	3.00E-03
Child	0.00E+00	2.31E-04	6.80E-04	0.00E+00	0.00E+00	0.00E+00	1.28E-03
Infant	0.00E+00	1.01E-04	2.40E-04	0.00E+00	0.00E+00	0.00E+00	2.41E-04

Ni-63 Liquid release (mrem/Ci released)							
	Bone	Liver	T.Body	Thyroid	Kidney	Lung	GI-LLI
Adult	2.57E-02	1.78E-03	8.62E-04	0.00E+00	0.00E+00	0.00E+00	3.72E-04
Teen	2.64E-02	1.87E-03	8.96E-04	0.00E+00	0.00E+00	0.00E+00	2.97E-04
Child	3.91E-02	2.09E-03	1.33E-03	0.00E+00	0.00E+00	0.00E+00	1.41E-04
Infant	5.96E-03	3.69E-04	2.07E-04	0.00E+00	0.00E+00	0.00E+00	1.83E-05

Ni-65 Liquid release (mrem/Ci released)							
	Bone	Liver	T.Body	Thyroid	Kidney	Lung	GI-LLI
Adult	3.43E-06	4.46E-07	2.03E-07	0.00E+00	0.00E+00	0.00E+00	1.13E-05
Teen	3.71E-06	4.74E-07	2.16E-07	0.00E+00	0.00E+00	0.00E+00	2.57E-05
Child	4.74E-06	4.46E-07	2.60E-07	0.00E+00	0.00E+00	0.00E+00	5.47E-05
Infant	8.03E-11	9.09E-12	4.13E-12	0.00E+00	0.00E+00	0.00E+00	6.92E-10

OFFSITE DOSE CALCULATION MANUAL

APPENDIX K  
LIQUID EFFLUENT DOSE CONVERSION FACTORS

Cu-64		Liquid release (mrem/Ci released)					
	Bone	Liver	T-Body	Thyroid	Kidney	Lung	G-HELL
Adult	0.00E+00	3.96E-06	1.86E-06	0.00E+00	9.97E-06	0.00E+00	3.37E-04
Teen	0.00E+00	4.15E-06	1.95E-06	0.00E+00	1.05E-05	0.00E+00	3.22E-04
Child	0.00E+00	3.96E-06	2.39E-06	0.00E+00	9.57E-06	0.00E+00	1.86E-04
Infant	0.00E+00	4.17E-07	1.93E-07	0.00E+00	7.05E-07	0.00E+00	8.56E-06

Zn-65		Liquid release (mrem/Ci released)					
	Bone	Liver	T-Body	Thyroid	Kidney	Lung	G-HELL
Adult	1.72E-02	5.48E-02	2.47E-02	0.00E+00	3.66E-02	0.00E+00	3.45E-02
Teen	1.56E-02	5.42E-02	2.53E-02	0.00E+00	3.47E-02	0.00E+00	2.29E-02
Child	1.61E-02	4.29E-02	2.67E-02	0.00E+00	2.70E-02	0.00E+00	7.54E-03
Infant	1.72E-04	5.90E-04	2.72E-04	0.00E+00	2.86E-04	0.00E+00	4.98E-04

Zn-69m		Liquid release (mrem/Ci released)					
	Bone	Liver	T-Body	Thyroid	Kidney	Lung	G-HELL
Adult	3.29E-04	7.90E-04	7.22E-05	0.00E+00	4.78E-04	0.00E+00	4.82E-02
Teen	3.54E-04	8.34E-04	7.65E-05	0.00E+00	5.07E-04	0.00E+00	4.59E-02
Child	4.52E-04	7.70E-04	9.11E-05	0.00E+00	4.48E-04	0.00E+00	2.51E-02
Infant	1.26E-06	2.56E-06	2.34E-07	0.00E+00	1.04E-06	0.00E+00	3.55E-05

Zn-69		Liquid release (mrem/Ci released)					
	Bone	Liver	T-Body	Thyroid	Kidney	Lung	G-HELL
Adult	4.91E-09	9.40E-09	6.54E-10	0.00E+00	6.11E-09	0.00E+00	1.41E-09
Teen	5.34E-09	1.02E-08	7.12E-10	0.00E+00	6.65E-09	0.00E+00	1.88E-08
Child	6.87E-09	9.92E-09	9.17E-10	0.00E+00	6.02E-09	0.00E+00	6.25E-07
Infant	2.89E-22	5.21E-22	3.88E-23	0.00E+00	2.17E-22	0.00E+00	4.25E-20

As-76		Liquid release (mrem/Ci released)					
	Bone	Liver	T-Body	Thyroid	Kidney	Lung	G-HELL
Adult	5.50E-05	1.60E-04	7.99E-04	4.80E-05	1.95E-04	5.00E-05	6.99E-03
Teen	4.93E-05	1.55E-04	7.58E-04	4.55E-05	1.82E-04	4.55E-05	6.83E-03
Child	6.20E-05	1.72E-04	9.99E-04	5.85E-05	1.89E-04	5.85E-05	8.95E-03
Infant	2.16E-05	5.70E-05	9.83E-05	2.16E-05	5.99E-05	2.16E-05	6.29E-04

Br-82		Liquid release (mrem/Ci released)					
	Bone	Liver	T-Body	Thyroid	Kidney	Lung	G-HELL
Adult	0.00E+00	0.00E+00	1.35E-03	0.00E+00	0.00E+00	0.00E+00	1.54E-03
Teen	0.00E+00	0.00E+00	1.38E-03	0.00E+00	0.00E+00	0.00E+00	0.00E+00
Child	0.00E+00	0.00E+00	1.50E-03	0.00E+00	0.00E+00	0.00E+00	0.00E+00
Infant	0.00E+00	0.00E+00	4.65E-05	0.00E+00	0.00E+00	0.00E+00	0.00E+00

OFFSITE DOSE CALCULATION MANUAL

APPENDIX K  
LIQUID EFFLUENT DOSE CONVERSION FACTORS

Br-83 Liquid release (mrem/Ci released)							
	Bone	Liver	T.Body	Thyroid	Kidney	Lung	GI-LLI
Adult	0.00E+00	0.00E+00	9.34E-07	0.00E+00	0.00E+00	0.00E+00	1.35E-06
Teen	0.00E+00	0.00E+00	1.02E-06	0.00E+00	0.00E+00	0.00E+00	0.00E+00
Child	0.00E+00	0.00E+00	1.31E-06	0.00E+00	0.00E+00	0.00E+00	0.00E+00
Infant	0.00E+00	0.00E+00	3.25E-12	0.00E+00	0.00E+00	0.00E+00	0.00E+00

Br-84 Liquid release (mrem/Ci released)							
	Bone	Liver	T.Body	Thyroid	Kidney	Lung	GI-LLI
Adult	0.00E+00	0.00E+00	5.92E-12	0.00E+00	0.00E+00	0.00E+00	4.65E-17
Teen	0.00E+00	0.00E+00	6.25E-12	0.00E+00	0.00E+00	0.00E+00	0.00E+00
Child	0.00E+00	0.00E+00	7.39E-12	0.00E+00	0.00E+00	0.00E+00	0.00E+00
Infant	0.00E+00	0.00E+00	0.00E+00	0.00E+00	0.00E+00	0.00E+00	0.00E+00

Br-85 Liquid release (mrem/Ci released)							
	Bone	Liver	T.Body	Thyroid	Kidney	Lung	GI-LLI
Adult	0.00E+00	0.00E+00	0.00E+00	0.00E+00	0.00E+00	0.00E+00	0.00E+00
Teen	0.00E+00	0.00E+00	0.00E+00	0.00E+00	0.00E+00	0.00E+00	0.00E+00
Child	0.00E+00	0.00E+00	0.00E+00	0.00E+00	0.00E+00	0.00E+00	0.00E+00
Infant	0.00E+00	0.00E+00	0.00E+00	0.00E+00	0.00E+00	0.00E+00	0.00E+00

Rb-86 Liquid release (mrem/Ci released)							
	Bone	Liver	T.Body	Thyroid	Kidney	Lung	GI-LLI
Adult	0.00E+00	7.37E-02	3.43E-02	0.00E+00	0.00E+00	0.00E+00	1.45E-02
Teen	0.00E+00	7.93E-02	3.73E-02	0.00E+00	0.00E+00	0.00E+00	1.17E-02
Child	0.00E+00	7.74E-02	4.76E-02	0.00E+00	0.00E+00	0.00E+00	4.98E-03
Infant	0.00E+00	1.48E-03	7.33E-04	0.00E+00	0.00E+00	0.00E+00	3.80E-05

Rb-88 Liquid release (mrem/Ci released)							
	Bone	Liver	T.Body	Thyroid	Kidney	Lung	GI-LLI
Adult	0.00E+00	1.22E-16	6.46E-17	0.00E+00	0.00E+00	0.00E+00	0.00E+00
Teen	0.00E+00	1.31E-16	6.96E-17	0.00E+00	0.00E+00	0.00E+00	1.12E-23
Child	0.00E+00	1.26E-16	8.73E-17	0.00E+00	0.00E+00	0.00E+00	6.16E-18
Infant	0.00E+00	0.00E+00	0.00E+00	0.00E+00	0.00E+00	0.00E+00	0.00E+00

Rb-89 Liquid release (mrem/Ci released)							
	Bone	Liver	T.Body	Thyroid	Kidney	Lung	GI-LLI
Adult	0.00E+00	1.20E-18	8.42E-19	0.00E+00	0.00E+00	0.00E+00	0.00E+00
Teen	0.00E+00	1.25E-18	8.84E-19	0.00E+00	0.00E+00	0.00E+00	0.00E+00
Child	0.00E+00	1.15E-18	1.02E-18	0.00E+00	0.00E+00	0.00E+00	1.00E-20
Infant	0.00E+00	0.00E+00	0.00E+00	0.00E+00	0.00E+00	0.00E+00	0.00E+00

OFFSITE DOSE CALCULATION MANUAL

APPENDIX K  
LIQUID EFFLUENT DOSE CONVERSION FACTORS

Sr-89 Liquid release (mrem/Ci released)							
	Bone	Liver	T-Body	Thyroid	Kidney	Lung	GI-LLI
Adult	2.25E-02	0.00E+00	6.45E-04	0.00E+00	0.00E+00	0.00E+00	3.60E-03
Teen	2.39E-02	0.00E+00	6.84E-04	0.00E+00	0.00E+00	0.00E+00	2.85E-03
Child	4.15E-02	0.00E+00	1.19E-03	0.00E+00	0.00E+00	0.00E+00	1.61E-03
Infant	2.30E-02	0.00E+00	6.59E-04	0.00E+00	0.00E+00	0.00E+00	4.72E-04

Sr-90 Liquid release (mrem/Ci released)							
	Bone	Liver	T-Body	Thyroid	Kidney	Lung	GI-LLI
Adult	6.44E-01	0.00E+00	1.29E-02	0.00E+00	0.00E+00	0.00E+00	1.62E-02
Teen	5.61E-01	0.00E+00	1.12E-02	0.00E+00	0.00E+00	0.00E+00	1.28E-02
Child	8.19E-01	0.00E+00	1.65E-02	0.00E+00	0.00E+00	0.00E+00	7.32E-03
Infant	2.66E-01	0.00E+00	5.40E-03	0.00E+00	0.00E+00	0.00E+00	2.17E-03

Sr-91 Liquid release (mrem/Ci released)							
	Bone	Liver	T-Body	Thyroid	Kidney	Lung	GI-LLI
Adult	1.29E-04	0.00E+00	5.21E-06	0.00E+00	0.00E+00	0.00E+00	6.14E-04
Teen	1.40E-04	0.00E+00	5.55E-06	0.00E+00	0.00E+00	0.00E+00	6.33E-04
Child	1.85E-04	0.00E+00	6.98E-06	0.00E+00	0.00E+00	0.00E+00	4.08E-04
Infant	1.42E-05	0.00E+00	5.13E-07	0.00E+00	0.00E+00	0.00E+00	1.68E-05

Sr-92 Liquid release (mrem/Ci released)							
	Bone	Liver	T-Body	Thyroid	Kidney	Lung	GI-LLI
Adult	5.30E-06	0.00E+00	2.29E-07	0.00E+00	0.00E+00	0.00E+00	1.05E-04
Teen	5.73E-06	0.00E+00	2.44E-07	0.00E+00	0.00E+00	0.00E+00	1.46E-04
Child	7.32E-06	0.00E+00	2.93E-07	0.00E+00	0.00E+00	0.00E+00	1.39E-04
Infant	8.41E-10	0.00E+00	3.12E-11	0.00E+00	0.00E+00	0.00E+00	9.06E-09

Y-90 Liquid release (mrem/Ci released)							
	Bone	Liver	T-Body	Thyroid	Kidney	Lung	GI-LLI
Adult	4.93E-07	0.00E+00	1.32E-08	0.00E+00	0.00E+00	0.00E+00	5.23E-03
Teen	5.24E-07	0.00E+00	1.41E-08	0.00E+00	0.00E+00	0.00E+00	4.32E-03
Child	8.80E-07	0.00E+00	2.36E-08	0.00E+00	0.00E+00	0.00E+00	2.51E-03
Infant	4.86E-07	0.00E+00	1.30E-08	0.00E+00	0.00E+00	0.00E+00	6.71E-04

Y-91m Liquid release (mrem/Ci released)							
	Bone	Liver	T-Body	Thyroid	Kidney	Lung	GI-LLI
Adult	1.75E-13	0.00E+00	6.78E-15	0.00E+00	0.00E+00	0.00E+00	5.15E-13
Teen	1.89E-13	0.00E+00	7.24E-15	0.00E+00	0.00E+00	0.00E+00	8.94E-12
Child	2.42E-13	0.00E+00	8.80E-15	0.00E+00	0.00E+00	0.00E+00	4.74E-10
Infant	0.00E+00	0.00E+00	0.00E+00	0.00E+00	0.00E+00	0.00E+00	9.13E-23

OFFSITE DOSE CALCULATION MANUAL

APPENDIX K  
LIQUID EFFLUENT DOSE CONVERSION FACTORS

Y-91 Liquid release (mrem/Ci released)							
	Bone	Liver	T.Body	Thyroid	Kidney	Lung	GI-LLI
Adult	9.07E-06	0.00E+00	2.42E-07	0.00E+00	0.00E+00	0.00E+00	4.99E-03
Teen	9.59E-06	0.00E+00	2.57E-07	0.00E+00	0.00E+00	0.00E+00	3.93E-03
Child	1.72E-05	0.00E+00	4.61E-07	0.00E+00	0.00E+00	0.00E+00	2.30E-03
Infant	1.04E-05	0.00E+00	2.76E-07	0.00E+00	0.00E+00	0.00E+00	7.44E-04

Y-92 Liquid release (mrem/Ci released)							
	Bone	Liver	T.Body	Thyroid	Kidney	Lung	GI-LLI
Adult	3.57E-09	0.00E+00	1.04E-10	0.00E+00	0.00E+00	0.00E+00	6.25E-05
Teen	3.89E-09	0.00E+00	1.13E-10	0.00E+00	0.00E+00	0.00E+00	1.07E-04
Child	5.00E-09	0.00E+00	1.43E-10	0.00E+00	0.00E+00	0.00E+00	1.44E-04
Infant	5.96E-12	0.00E+00	1.67E-13	0.00E+00	0.00E+00	0.00E+00	1.14E-07

Y-93 Liquid release (mrem/Ci released)							
	Bone	Liver	T.Body	Thyroid	Kidney	Lung	GI-LLI
Adult	5.46E-08	0.00E+00	1.51E-09	0.00E+00	0.00E+00	0.00E+00	1.73E-03
Teen	5.93E-08	0.00E+00	1.62E-09	0.00E+00	0.00E+00	0.00E+00	1.81E-03
Child	7.97E-08	0.00E+00	2.19E-09	0.00E+00	0.00E+00	0.00E+00	1.19E-03
Infant	8.76E-09	0.00E+00	2.38E-10	0.00E+00	0.00E+00	0.00E+00	6.92E-05

Zr-95 Liquid release (mrem/Ci released)							
	Bone	Liver	T.Body	Thyroid	Kidney	Lung	GI-LLI
Adult	7.95E-07	2.55E-07	1.73E-07	0.00E+00	4.00E-07	0.00E+00	8.09E-04
Teen	7.68E-07	2.42E-07	1.67E-07	0.00E+00	3.56E-07	0.00E+00	5.59E-04
Child	1.87E-06	4.11E-07	3.66E-07	0.00E+00	5.89E-07	0.00E+00	4.29E-04
Infant	1.90E-06	4.62E-07	3.28E-07	0.00E+00	4.98E-07	0.00E+00	2.30E-04

Zr-97 Liquid release (mrem/Ci released)							
	Bone	Liver	T.Body	Thyroid	Kidney	Lung	GI-LLI
Adult	1.08E-08	2.18E-09	9.97E-10	0.00E+00	3.29E-09	0.00E+00	6.75E-04
Teen	1.12E-08	2.21E-09	1.02E-09	0.00E+00	3.35E-09	0.00E+00	5.99E-04
Child	2.22E-08	3.21E-09	1.89E-09	0.00E+00	4.60E-09	0.00E+00	4.86E-04
Infant	1.92E-08	3.30E-09	1.51E-09	0.00E+00	3.32E-09	0.00E+00	2.10E-04

Nb-95 Liquid release (mrem/Ci released)							
	Bone	Liver	T.Body	Thyroid	Kidney	Lung	GI-LLI
Adult	3.27E-04	1.82E-04	9.78E-05	0.00E+00	1.80E-04	0.00E+00	1.10E+00
Teen	3.29E-04	1.83E-04	1.01E-04	0.00E+00	1.77E-04	0.00E+00	7.81E-01
Child	3.89E-04	1.51E-04	1.08E-04	0.00E+00	1.42E-04	0.00E+00	2.80E-01
Infant	3.80E-07	1.56E-07	9.04E-08	0.00E+00	1.12E-07	0.00E+00	1.32E-04

OFFSITE DOSE CALCULATION MANUAL

APPENDIX K  
LIQUID EFFLUENT DOSE CONVERSION FACTORS

Nb-97 Liquid release (mrem/Ci released)							
	Bone	Liver	T-Body	Thyroid	Kidney	Lung	GI-LLI
Adult	3.21E-09	8.11E-10	2.96E-10	0.00E+00	9.46E-10	0.00E+00	2.99E-06
Teen	3.45E-09	8.56E-10	3.13E-10	0.00E+00	1.00E-09	0.00E+00	2.04E-05
Child	4.38E-09	7.91E-10	3.69E-10	0.00E+00	8.78E-10	0.00E+00	2.44E-04
Infant	7.72E-21	1.65E-21	5.94E-22	0.00E+00	1.29E-21	0.00E+00	5.20E-16

Mo-99 Liquid release (mrem/Ci released)							
	Bone	Liver	T-Body	Thyroid	Kidney	Lung	GI-LLI
Adult	0.00E+00	1.21E-04	2.31E-05	0.00E+00	2.75E-04	0.00E+00	2.81E-04
Teen	0.00E+00	1.25E-04	2.38E-05	0.00E+00	2.85E-04	0.00E+00	2.23E-04
Child	0.00E+00	1.85E-04	4.57E-05	0.00E+00	3.95E-04	0.00E+00	1.53E-04
Infant	0.00E+00	1.93E-04	3.76E-05	0.00E+00	2.88E-04	0.00E+00	6.36E-05

Tc-99m Liquid release (mrem/Ci released)							
	Bone	Liver	T-Body	Thyroid	Kidney	Lung	GI-LLI
Adult	1.66E-09	4.70E-09	5.99E-08	0.00E+00	7.14E-08	2.30E-09	2.78E-06
Teen	1.70E-09	4.75E-09	6.15E-08	0.00E+00	7.07E-08	2.63E-09	3.12E-06
Child	2.07E-09	4.06E-09	6.73E-08	0.00E+00	5.90E-08	2.06E-09	2.31E-06
Infant	7.05E-11	1.47E-10	1.89E-09	0.00E+00	1.58E-09	7.67E-11	4.26E-08

Tc-99 Liquid release (mrem/Ci released)							
	Bone	Liver	T-Body	Thyroid	Kidney	Lung	GI-LLI
Adult	5.92E-06	8.81E-06	2.38E-06	0.00E+00	1.11E-04	7.48E-07	2.88E-04
Teen	6.22E-06	9.14E-06	2.49E-06	0.00E+00	1.16E-04	9.45E-07	2.24E-04
Child	1.24E-05	1.39E-05	4.98E-06	0.00E+00	1.63E-04	1.23E-06	1.45E-04
Infant	1.02E-05	1.37E-05	4.28E-06	0.00E+00	1.16E-04	1.33E-06	5.93E-05

Tc-101 Liquid release (mrem/Ci released)							
	Bone	Liver	T-Body	Thyroid	Kidney	Lung	GI-LLI
Adult	3.86E-24	5.57E-24	5.46E-23	0.00E+00	1.00E-22	2.84E-24	0.00E+00
Teen	4.17E-24	5.93E-24	5.83E-23	0.00E+00	1.07E-22	3.61E-24	0.00E+00
Child	5.35E-24	5.60E-24	7.09E-23	0.00E+00	9.54E-23	2.96E-24	1.78E-23
Infant	0.00E+00	0.00E+00	0.00E+00	0.00E+00	0.00E+00	0.00E+00	0.00E+00

Ru-103 Liquid release (mrem/Ci released)							
	Bone	Liver	T-Body	Thyroid	Kidney	Lung	GI-LLI
Adult	6.96E-06	0.00E+00	3.00E-06	0.00E+00	2.66E-05	0.00E+00	8.13E-04
Teen	6.99E-06	0.00E+00	2.99E-06	0.00E+00	2.46E-05	0.00E+00	5.83E-04
Child	1.45E-05	0.00E+00	5.56E-06	0.00E+00	3.64E-05	0.00E+00	3.74E-04
Infant	1.34E-05	0.00E+00	4.49E-06	0.00E+00	2.80E-05	0.00E+00	1.63E-04



OFFSITE DOSE CALCULATION MANUAL

APPENDIX K  
LIQUID EFFLUENT DOSE CONVERSION FACTORS

Ru-105 Liquid release (mrem/Ci released)							
	Bone	Liver	T.Body	Thyroid	Kidney	Lung	GI-LLI
Adult	4.20E-08	0.00E+00	1.66E-08	0.00E+00	5.43E-07	0.00E+00	2.57E-05
Teen	4.53E-08	0.00E+00	1.76E-08	0.00E+00	5.72E-07	0.00E+00	3.66E-05
Child	5.81E-08	0.00E+00	2.11E-08	0.00E+00	5.11E-07	0.00E+00	3.79E-05
Infant	7.12E-10	0.00E+00	2.40E-10	0.00E+00	5.23E-09	0.00E+00	2.83E-07

Ru-106 Liquid release (mrem/Ci released)							
	Bone	Liver	T.Body	Thyroid	Kidney	Lung	GI-LLI
Adult	1.06E-04	0.00E+00	1.34E-05	0.00E+00	2.04E-04	0.00E+00	6.84E-03
Teen	1.10E-04	0.00E+00	1.38E-05	0.00E+00	2.11E-04	0.00E+00	5.25E-03
Child	2.37E-04	0.00E+00	2.96E-05	0.00E+00	3.20E-04	0.00E+00	3.69E-03
Infant	2.26E-04	0.00E+00	2.82E-05	0.00E+00	2.67E-04	0.00E+00	1.71E-03

Rh-105 Liquid release (mrem/Ci released)							
	Bone	Liver	T.Body	Thyroid	Kidney	Lung	GI-LLI
Adult	2.68E-06	1.96E-06	1.29E-06	0.00E+00	8.32E-06	0.00E+00	3.12E-04
Teen	2.83E-06	2.04E-06	1.34E-06	0.00E+00	8.68E-06	0.00E+00	2.60E-04
Child	5.28E-06	2.84E-06	2.42E-06	0.00E+00	1.13E-05	0.00E+00	1.76E-04
Infant	4.00E-06	2.62E-06	1.76E-06	0.00E+00	7.27E-06	0.00E+00	6.50E-05

Ag-110m Liquid release (mrem/Ci released)							
	Bone	Liver	T.Body	Thyroid	Kidney	Lung	GI-LLI
Adult	3.96E-06	3.66E-06	2.18E-06	0.00E+00	7.20E-06	0.00E+00	1.49E-03
Teen	3.60E-06	3.40E-06	2.07E-06	0.00E+00	6.49E-06	0.00E+00	9.56E-04
Child	8.51E-06	5.75E-06	4.59E-06	0.00E+00	1.07E-05	0.00E+00	6.83E-04
Infant	9.31E-06	6.80E-06	4.50E-06	0.00E+00	9.72E-06	0.00E+00	3.52E-04

Sn-113 Liquid release (mrem/Ci released)							
	Bone	Liver	T.Body	Thyroid	Kidney	Lung	GI-LLI
Adult	5.12E-03	8.66E-04	1.44E-02	4.53E-04	1.18E-03	5.31E-04	1.57E-01
Teen	4.20E-03	8.40E-04	1.38E-02	4.05E-04	1.09E-03	4.95E-04	1.48E-01
Child	5.13E-03	1.10E-03	1.69E-02	4.42E-04	1.17E-03	5.52E-04	1.88E-01
Infant	9.98E-05	2.00E-05	2.68E-04	1.07E-05	2.00E-05	1.34E-05	2.96E-03

Sn-117m Liquid release (mrem/Ci released)							
	Bone	Liver	T.Body	Thyroid	Kidney	Lung	GI-LLI
Adult	9.62E-03	3.27E-04	1.37E-02	6.54E-05	5.00E-04	1.04E-04	1.54E-01
Teen	7.47E-03	3.22E-04	1.29E-02	6.01E-05	4.54E-04	1.10E-04	1.45E-01
Child	1.02E-02	4.82E-04	1.59E-02	7.62E-05	4.89E-04	1.40E-04	1.84E-01
Infant	1.79E-04	7.23E-06	2.42E-04	2.04E-06	6.29E-06	2.96E-06	2.77E-03



OFFSITE DOSE CALCULATION MANUAL

APPENDIX K  
LIQUID EFFLUENT DOSE CONVERSION FACTORS

Sb-122 Liquid release (mrem/Ci released)							
	Bone	Liver	T-Body	Thyroid	Kidney	Lung	GI-LLI
Adult	9.37E-06	5.15E-06	8.85E-05	1.09E-06	3.64E-06	1.41E-06	9.37E-04
Teen	6.98E-06	4.77E-06	7.71E-05	9.55E-07	3.12E-06	1.29E-06	8.08E-04
Child	1.88E-05	1.13E-05	2.09E-04	2.46E-06	6.84E-06	3.22E-06	2.26E-03
Infant	4.39E-05	2.93E-05	3.76E-04	8.78E-06	1.40E-05	1.00E-05	3.97E-03

Sb-124 Liquid release (mrem/Ci released)							
	Bone	Liver	T-Body	Thyroid	Kidney	Lung	GI-LLI
Adult	6.18E-05	1.17E-06	2.45E-05	1.50E-07	0.00E+00	4.81E-05	1.76E-03
Teen	6.01E-05	1.11E-06	2.35E-05	1.36E-07	0.00E+00	5.25E-05	1.21E-03
Child	1.64E-04	2.13E-06	5.75E-05	3.62E-07	0.00E+00	9.10E-05	1.03E-03
Infant	1.97E-04	2.89E-06	6.09E-05	5.22E-07	0.00E+00	1.23E-04	6.06E-04

Sb-125 Liquid release (mrem/Ci released)							
	Bone	Liver	T-Body	Thyroid	Kidney	Lung	GI-LLI
Adult	4.03E-05	4.51E-07	9.60E-06	4.10E-08	0.00E+00	3.11E-05	4.44E-04
Teen	3.93E-05	4.30E-07	9.20E-06	3.76E-08	0.00E+00	3.46E-05	3.06E-04
Child	1.08E-04	8.33E-07	2.26E-05	1.00E-07	0.00E+00	6.02E-05	2.58E-04
Infant	1.15E-04	1.12E-06	2.38E-05	1.45E-07	0.00E+00	7.25E-05	1.54E-04

Te-123m Liquid release (mrem/Ci released)							
	Bone	Liver	T-Body	Thyroid	Kidney	Lung	GI-LLI
Adult	5.73E-03	8.39E-04	4.11E-04	1.26E-03	9.53E-03	0.00E+00	7.86E-03
Teen	6.22E-03	9.01E-04	4.36E-04	1.27E-03	1.03E-02	0.00E+00	6.34E-03
Child	8.29E-03	9.15E-04	5.80E-04	1.70E-03	9.67E-03	0.00E+00	2.74E-03
Infant	6.32E-04	8.58E-05	4.51E-05	1.57E-04	6.39E-04	0.00E+00	1.04E-04

Te-125m Liquid release (mrem/Ci released)							
	Bone	Liver	T-Body	Thyroid	Kidney	Lung	GI-LLI
Adult	1.94E-03	7.03E-04	2.60E-04	5.84E-04	7.89E-03	0.00E+00	7.75E-03
Teen	2.11E-03	7.60E-04	2.82E-04	5.89E-04	0.00E+00	0.00E+00	6.22E-03
Child	2.80E-03	7.58E-04	3.73E-04	7.85E-04	0.00E+00	0.00E+00	2.70E-03
Infant	2.14E-04	7.15E-05	2.89E-05	7.20E-05	0.00E+00	0.00E+00	1.02E-04

Te-127m Liquid release (mrem/Ci released)							
	Bone	Liver	T-Body	Thyroid	Kidney	Lung	GI-LLI
Adult	4.92E-03	1.76E-03	5.99E-04	1.26E-03	2.00E-02	0.00E+00	1.65E-02
Teen	5.34E-03	1.89E-03	6.35E-04	1.27E-03	2.16E-02	0.00E+00	1.33E-02
Child	7.12E-03	1.92E-03	8.45E-04	1.70E-03	2.03E-02	0.00E+00	5.76E-03
Infant	5.43E-04	1.80E-04	6.57E-05	1.57E-04	1.34E-03	0.00E+00	2.19E-04

OFFSITE DOSE CALCULATION MANUAL

APPENDIX K  
LIQUID EFFLUENT DOSE CONVERSION FACTORS

Te-127 Liquid release (mrem/Ci released)							
	Bone	Liver	T.Body	Thyroid	Kidney	Lung	GI-LLI
Adult	3.22E-05	1.16E-05	6.97E-06	2.39E-05	1.31E-04	0.00E+00	2.54E-03
Teen	3.52E-05	1.25E-05	7.58E-06	2.43E-05	1.43E-04	0.00E+00	2.72E-03
Child	4.54E-05	1.22E-05	9.74E-06	3.14E-05	1.29E-04	0.00E+00	1.77E-03
Infant	2.73E-07	9.14E-08	5.87E-08	2.22E-07	6.66E-07	0.00E+00	5.73E-06

Te-129m Liquid release (mrem/Ci released)							
	Bone	Liver	T.Body	Thyroid	Kidney	Lung	GI-LLI
Adult	8.29E-03	3.09E-03	1.31E-03	2.85E-03	3.46E-02	0.00E+00	4.17E-02
Teen	8.93E-03	3.31E-03	1.41E-03	2.88E-03	3.74E-02	0.00E+00	3.35E-02
Child	1.19E-02	3.32E-03	1.85E-03	3.83E-03	3.49E-02	0.00E+00	1.45E-02
Infant	9.02E-04	3.09E-04	1.39E-04	3.46E-04	2.26E-03	0.00E+00	5.39E-04

Te-129 Liquid release (mrem/Ci released)							
	Bone	Liver	T.Body	Thyroid	Kidney	Lung	GI-LLI
Adult	1.71E-08	6.42E-09	4.16E-09	1.31E-08	7.19E-08	0.00E+00	1.29E-08
Teen	1.86E-08	6.93E-09	4.52E-09	1.33E-08	7.80E-08	0.00E+00	1.02E-07
Child	2.40E-08	6.69E-09	5.69E-09	1.71E-08	7.01E-08	0.00E+00	1.49E-06
Infant	9.33E-19	3.22E-19	2.18E-19	7.82E-19	2.32E-18	0.00E+00	7.46E-17

Te-131m Liquid release (mrem/Ci released)							
	Bone	Liver	T.Body	Thyroid	Kidney	Lung	GI-LLI
Adult	9.40E-04	4.60E-04	3.83E-04	7.28E-04	4.66E-03	0.00E+00	4.56E-02
Teen	1.01E-03	4.84E-04	4.04E-04	7.28E-04	5.05E-03	0.00E+00	3.88E-02
Child	1.30E-03	4.51E-04	4.80E-04	9.27E-04	4.36E-03	0.00E+00	1.83E-02
Infant	4.71E-05	1.90E-05	1.57E-05	3.85E-05	1.31E-04	0.00E+00	3.19E-04

Te-131 Liquid release (mrem/Ci released)							
	Bone	Liver	T.Body	Thyroid	Kidney	Lung	GI-LLI
Adult	2.98E-14	1.25E-14	9.42E-15	2.45E-14	1.31E-13	0.00E+00	4.23E-15
Teen	3.22E-14	1.33E-14	1.01E-14	2.48E-14	1.41E-13	0.00E+00	2.64E-15
Child	4.13E-14	1.26E-14	1.23E-14	3.16E-14	1.25E-13	0.00E+00	2.17E-13
Infant	0.00E+00	0.00E+00	0.00E+00	0.00E+00	0.00E+00	0.00E+00	0.00E+00

Te-132 Liquid release (mrem/Ci released)							
	Bone	Liver	T.Body	Thyroid	Kidney	Lung	GI-LLI
Adult	1.63E-03	1.06E-03	9.93E-04	1.17E-03	1.02E-02	0.00E+00	5.00E-02
Teen	1.72E-03	1.09E-03	1.03E-03	1.15E-03	1.05E-02	0.00E+00	3.45E-02
Child	2.20E-03	9.75E-04	1.18E-03	1.42E-03	9.05E-03	0.00E+00	9.82E-03
Infant	1.27E-04	6.28E-05	5.86E-05	9.27E-05	3.93E-04	0.00E+00	2.32E-04

OFFSITE DOSE CALCULATION MANUAL

APPENDIX K  
LIQUID EFFLUENT DOSE CONVERSION FACTORS

I-130 Liquid release (mrem/Ci released)							
	Bone	Liver	T-Body	Thyroid	Kidney	Lung	GI-LLI
Adult	1.13E-05	3.33E-05	1.32E-05	2.83E-03	5.20E-05	0.00E+00	2.87E-05
Teen	1.16E-05	3.37E-05	1.35E-05	2.75E-03	5.19E-05	0.00E+00	2.59E-05
Child	1.59E-05	3.22E-05	1.65E-05	3.53E-03	4.79E-05	0.00E+00	1.50E-05
Infant	3.82E-06	8.41E-06	3.38E-06	9.43E-04	9.24E-06	0.00E+00	1.80E-06

I-131 Liquid release (mrem/Ci released)							
	Bone	Liver	T-Body	Thyroid	Kidney	Lung	GI-LLI
Adult	1.79E-04	2.55E-04	1.46E-04	8.37E-02	4.38E-04	0.00E+00	6.74E-05
Teen	1.85E-04	2.59E-04	1.39E-04	7.55E-02	4.45E-04	0.00E+00	5.12E-05
Child	3.54E-04	3.56E-04	2.02E-04	1.18E-01	5.84E-04	0.00E+00	3.17E-05
Infant	2.84E-04	3.35E-04	1.47E-04	1.10E-01	3.91E-04	0.00E+00	1.19E-05

I-132 Liquid release (mrem/Ci released)							
	Bone	Liver	T-Body	Thyroid	Kidney	Lung	GI-LLI
Adult	1.40E-07	3.75E-07	1.31E-07	1.31E-05	5.98E-07	0.00E+00	7.05E-08
Teen	1.47E-07	3.85E-07	1.38E-07	1.30E-05	6.06E-07	0.00E+00	1.67E-07
Child	1.82E-07	3.34E-07	1.54E-07	1.55E-05	5.11E-07	0.00E+00	3.93E-07
Infant	7.18E-12	1.46E-11	5.19E-12	6.83E-10	1.63E-11	0.00E+00	1.18E-11

I-133 Liquid release (mrem/Ci released)							
	Bone	Liver	T-Body	Thyroid	Kidney	Lung	GI-LLI
Adult	3.12E-05	5.43E-05	1.66E-05	7.98E-03	9.48E-05	0.00E+00	4.88E-05
Teen	3.31E-05	5.62E-05	1.72E-05	7.85E-03	9.86E-05	0.00E+00	4.25E-05
Child	5.20E-05	6.43E-05	2.43E-05	1.19E-02	1.07E-04	0.00E+00	2.59E-05
Infant	2.37E-05	3.45E-05	1.01E-05	6.29E-03	4.06E-05	0.00E+00	5.85E-06

I-134 Liquid release (mrem/Ci released)							
	Bone	Liver	T-Body	Thyroid	Kidney	Lung	GI-LLI
Adult	2.13E-10	5.79E-10	2.07E-10	1.00E-08	9.21E-10	0.00E+00	5.05E-13
Teen	2.24E-10	5.93E-10	2.13E-10	9.88E-09	9.35E-10	0.00E+00	7.82E-12
Child	2.77E-10	5.14E-10	2.37E-10	1.18E-08	7.86E-10	0.00E+00	3.41E-10
Infant	2.69E-22	5.51E-22	1.96E-22	1.29E-20	6.16E-22	0.00E+00	5.70E-22

I-135 Liquid release (mrem/Ci released)							
	Bone	Liver	T-Body	Thyroid	Kidney	Lung	GI-LLI
Adult	3.37E-06	8.84E-06	3.26E-06	5.83E-04	1.42E-05	0.00E+00	9.98E-06
Teen	3.53E-06	9.10E-06	3.37E-06	5.85E-04	1.44E-05	0.00E+00	1.01E-05
Child	4.46E-06	8.04E-06	3.80E-06	7.12E-04	1.23E-05	0.00E+00	6.12E-06
Infant	2.16E-07	4.30E-07	1.57E-07	3.86E-05	4.79E-07	0.00E+00	1.56E-07

OFFSITE DOSE CALCULATION MANUAL

APPENDIX K  
LIQUID EFFLUENT DOSE CONVERSION FACTORS

Cs-134		Liquid release (mrem/Ci released)					
	Bone	Liver	T.Body	Thyroid	Kidney	Lung	GI-LLI
Adult	2.21E-01	5.27E-01	4.31E-01	0.00E+00	1.70E-01	5.66E-02	9.22E-03
Teen	2.27E-01	5.34E-01	2.48E-01	0.00E+00	1.70E-01	6.48E-02	6.64E-03
Child	2.75E-01	4.52E-01	9.53E-02	0.00E+00	1.40E-01	5.03E-02	2.44E-03
Infant	3.54E-03	6.60E-03	6.66E-04	0.00E+00	1.70E-03	6.96E-04	1.79E-05

Cs-134m		Liquid release (mrem/Ci released)					
	Bone	Liver	T.Body	Thyroid	Kidney	Lung	GI-LLI
Adult	4.28E-06	9.01E-06	4.60E-06	0.00E+00	4.89E-06	7.70E-07	3.18E-06
Teen	4.50E-06	9.33E-06	4.79E-06	0.00E+00	5.19E-06	9.11E-07	6.20E-06
Child	5.58E-06	8.26E-06	5.39E-06	0.00E+00	4.35E-06	7.20E-07	1.04E-05
Infant	1.72E-11	2.87E-11	1.45E-11	0.00E+00	1.11E-11	2.54E-12	2.27E-11

Cs-136		Liquid release (mrem/Ci released)					
	Bone	Liver	T.Body	Thyroid	Kidney	Lung	GI-LLI
Adult	2.26E-02	8.91E-02	6.41E-02	0.00E+00	4.96E-02	6.79E-03	1.01E-02
Teen	2.27E-02	8.92E-02	5.99E-02	0.00E+00	4.86E-02	7.66E-03	7.18E-03
Child	2.69E-02	7.40E-02	4.79E-02	0.00E+00	3.94E-02	5.88E-03	2.60E-03
Infant	3.88E-04	1.14E-03	4.26E-04	0.00E+00	4.55E-04	9.31E-05	1.73E-05

Cs-137		Liquid release (mrem/Ci released)					
	Bone	Liver	T.Body	Thyroid	Kidney	Lung	GI-LLI
Adult	2.84E-01	3.88E-01	2.54E-01	0.00E+00	1.32E-01	4.38E-02	7.51E-03
Teen	3.04E-01	4.04E-01	1.41E-01	0.00E+00	1.37E-01	5.34E-02	5.75E-03
Child	3.85E-01	3.69E-01	5.44E-02	0.00E+00	1.20E-01	4.32E-02	2.31E-03
Infant	4.91E-03	5.74E-03	4.07E-04	0.00E+00	1.54E-03	6.24E-04	1.80E-05

Cs-138		Liquid release (mrem/Ci released)					
	Bone	Liver	T.Body	Thyroid	Kidney	Lung	GI-LLI
Adult	3.63E-11	7.17E-11	3.55E-11	0.00E+00	5.27E-11	5.20E-12	3.06E-16
Teen	3.89E-11	7.46E-11	3.73E-11	0.00E+00	5.51E-11	6.41E-12	3.39E-14
Child	4.93E-11	6.85E-11	4.34E-11	0.00E+00	4.82E-11	5.18E-12	3.15E-11
Infant	0.00E+00	0.00E+00	0.00E+00	0.00E+00	0.00E+00	0.00E+00	0.00E+00

Ba-139		Liquid release (mrem/Ci released)					
	Bone	Liver	T.Body	Thyroid	Kidney	Lung	GI-LLI
Adult	1.77E-09	1.26E-12	5.20E-11	0.00E+00	1.18E-12	7.17E-13	3.15E-09
Teen	1.94E-09	1.36E-12	5.65E-11	0.00E+00	1.29E-12	9.40E-13	1.73E-08
Child	2.49E-09	1.33E-12	7.21E-11	0.00E+00	1.16E-12	7.81E-13	1.44E-07
Infant	3.69E-16	2.45E-19	1.07E-17	0.00E+00	1.47E-19	1.48E-19	2.34E-14

OFFSITE DOSE CALCULATION MANUAL

APPENDIX K  
LIQUID EFFLUENT DOSE CONVERSION FACTORS

Ba-140 Liquid release (mrem/Ci released)							
	Bone	Liver	T.Body	Thyroid	Kidney	Lung	G.I.T.T.
Adult	5.19E-04	6.51E-07	3.40E-05	0.00E+00	2.21E-07	3.73E-07	1.07E-03
Teen	5.19E-04	6.36E-07	3.35E-05	0.00E+00	2.16E-07	4.28E-07	8.01E-04
Child	1.27E-03	1.11E-06	7.42E-05	0.00E+00	3.63E-07	6.64E-07	6.44E-04
Infant	1.44E-03	1.44E-06	7.43E-05	0.00E+00	3.42E-07	8.85E-07	3.54E-04

Ba-141 Liquid release (mrem/Ci released)							
	Bone	Liver	T.Body	Thyroid	Kidney	Lung	G.I.T.T.
Adult	4.78E-19	3.61E-22	1.61E-20	0.00E+00	3.36E-22	2.05E-22	0.00E+00
Teen	5.19E-19	3.87E-22	1.73E-20	0.00E+00	3.59E-22	2.65E-22	1.11E-24
Child	6.67E-19	3.73E-22	2.17E-20	0.00E+00	3.23E-22	2.19E-21	3.80E-19
Infant	0.00E+00	0.00E+00	0.00E+00	0.00E+00	0.00E+00	0.00E+00	0.00E+00

Ba-142 Liquid release (mrem/Ci released)							
	Bone	Liver	T.Body	Thyroid	Kidney	Lung	G.I.T.T.
Adult	0.00E+00	0.00E+00	0.00E+00	0.00E+00	0.00E+00	0.00E+00	0.00E+00
Teen	0.00E+00	0.00E+00	0.00E+00	0.00E+00	0.00E+00	0.00E+00	0.00E+00
Child	0.00E+00	0.00E+00	0.00E+00	0.00E+00	0.00E+00	0.00E+00	0.00E+00
Infant	0.00E+00	0.00E+00	0.00E+00	0.00E+00	0.00E+00	0.00E+00	0.00E+00

La-140 Liquid release (mrem/Ci released)							
	Bone	Liver	T.Body	Thyroid	Kidney	Lung	G.I.T.T.
Adult	1.13E-07	5.68E-08	1.50E-08	0.00E+00	0.00E+00	0.00E+00	4.17E-03
Teen	1.17E-07	5.78E-08	1.54E-08	0.00E+00	0.00E+00	0.00E+00	3.32E-03
Child	1.84E-07	6.42E-08	2.16E-08	0.00E+00	0.00E+00	0.00E+00	1.79E-03
Infant	8.68E-08	3.42E-08	8.81E-09	0.00E+00	0.00E+00	0.00E+00	4.02E-04

La-142 Liquid release (mrem/Ci released)							
	Bone	Liver	T.Body	Thyroid	Kidney	Lung	G.I.T.T.
Adult	2.56E-11	1.16E-11	2.89E-12	0.00E+00	0.00E+00	0.00E+00	8.48E-08
Teen	2.72E-11	1.21E-11	3.01E-12	0.00E+00	0.00E+00	0.00E+00	3.68E-07
Child	3.44E-11	1.10E-11	3.43E-12	0.00E+00	0.00E+00	0.00E+00	2.17E-06
Infant	4.28E-18	1.57E-18	3.77E-19	0.00E+00	0.00E+00	0.00E+00	2.67E-13

Ce-141 Liquid release (mrem/Ci released)							
	Bone	Liver	T.Body	Thyroid	Kidney	Lung	G.I.T.T.
Adult	2.03E-07	1.37E-07	1.56E-08	0.00E+00	6.37E-08	0.00E+00	5.25E-04
Teen	2.03E-07	1.35E-07	1.56E-08	0.00E+00	6.38E-08	0.00E+00	3.88E-04
Child	5.76E-07	2.87E-07	4.26E-08	0.00E+00	1.26E-07	0.00E+00	3.58E-04
Infant	7.09E-07	4.32E-07	5.09E-08	0.00E+00	1.33E-07	0.00E+00	2.23E-04

OFFSITE DOSE CALCULATION MANUAL

APPENDIX K  
LIQUID EFFLUENT DOSE CONVERSION FACTORS

Ce-143 Liquid release (mrem/Ci released)							
	Bone	Liver	T.Body	Thyroid	Kidney	Lung	GI-LLI
Adult	1.48E-08	1.09E-05	1.21E-09	0.00E+00	4.82E-09	0.00E+00	4.09E-04
Teen	1.49E-08	1.09E-05	1.21E-09	0.00E+00	4.88E-09	0.00E+00	3.27E-04
Child	4.03E-08	2.18E-05	3.16E-09	0.00E+00	9.16E-09	0.00E+00	3.20E-04
Infant	5.08E-08	3.37E-05	3.85E-09	0.00E+00	9.82E-09	0.00E+00	1.97E-04

Ce-144 Liquid release (mrem/Ci released)							
	Bone	Liver	T.Body	Thyroid	Kidney	Lung	GI-LLI
Adult	1.10E-05	4.58E-06	5.89E-07	0.00E+00	2.72E-06	0.00E+00	3.71E-03
Teen	1.10E-05	4.55E-06	5.91E-07	0.00E+00	2.72E-06	0.00E+00	2.77E-03
Child	3.13E-05	9.81E-06	1.67E-06	0.00E+00	5.43E-06	0.00E+00	2.56E-03
Infant	2.79E-05	1.14E-05	1.56E-06	0.00E+00	4.61E-06	0.00E+00	1.60E-03

Pr-143 Liquid release (mrem/Ci released)							
	Bone	Liver	T.Body	Thyroid	Kidney	Lung	GI-LLI
Adult	5.70E-07	2.28E-07	2.82E-08	0.00E+00	1.32E-07	0.00E+00	2.49E-03
Teen	6.02E-07	2.40E-07	3.00E-08	0.00E+00	1.40E-07	0.00E+00	1.98E-03
Child	1.07E-06	3.22E-07	5.32E-08	0.00E+00	1.74E-07	0.00E+00	1.16E-03
Infant	6.90E-07	2.58E-07	3.42E-08	0.00E+00	9.59E-08	0.00E+00	3.64E-04

Pr-144 Liquid release (mrem/Ci released)							
	Bone	Liver	T.Body	Thyroid	Kidney	Lung	GI-LLI
Adult	3.82E-22	1.59E-22	1.94E-23	0.00E+00	8.94E-23	0.00E+00	0.00E+00
Teen	4.16E-22	1.70E-22	2.11E-23	0.00E+00	9.75E-23	0.00E+00	4.58E-25
Child	5.38E-22	1.66E-22	2.70E-23	0.00E+00	8.79E-23	0.00E+00	3.58E-19
Infant	0.00E+00	0.00E+00	0.00E+00	0.00E+00	0.00E+00	0.00E+00	0.00E+00

Nd-147 Liquid release (mrem/Ci released)							
	Bone	Liver	T.Body	Thyroid	Kidney	Lung	GI-LLI
Adult	3.85E-07	4.45E-07	2.66E-08	0.00E+00	2.60E-07	0.00E+00	2.14E-03
Teen	4.27E-07	4.64E-07	2.78E-08	0.00E+00	2.72E-07	0.00E+00	1.67E-03
Child	7.50E-07	6.08E-07	4.71E-08	0.00E+00	3.33E-07	0.00E+00	9.63E-04
Infant	4.58E-07	4.71E-07	2.88E-08	0.00E+00	1.81E-07	0.00E+00	2.98E-04

Eu-152 Liquid release (mrem/Ci released)							
	Bone	Liver	T.Body	Thyroid	Kidney	Lung	GI-LLI
Adult	1.28E-05	2.89E-06	2.54E-06	0.00E+00	1.79E-05	0.00E+00	1.66E-03
Teen	1.18E-05	2.85E-06	2.51E-06	0.00E+00	1.32E-05	0.00E+00	1.05E-03
Child	1.79E-05	3.26E-06	3.87E-06	0.00E+00	1.37E-05	0.00E+00	5.35E-04
Infant	6.33E-06	1.68E-06	1.42E-06	0.00E+00	4.72E-06	0.00E+00	1.49E-04

OFFSITE DOSE CALCULATION MANUAL

APPENDIX K  
LIQUID EFFLUENT DOSE CONVERSION FACTORS

W-187 Liquid release (mrem/Ci released)							
	Bone	Liver	T.Body	Thyroid	Kidney	Lung	GI-LLI
Adult	1.55E-04	1.30E-04	4.53E-05	0.00E+00	0.00E+00	0.00E+00	4.24E-02
Teen	1.67E-04	1.36E-04	4.78E-05	0.00E+00	0.00E+00	0.00E+00	3.69E-02
Child	2.13E-04	1.26E-04	5.66E-05	0.00E+00	0.00E+00	0.00E+00	1.77E-02
Infant	2.11E-06	1.47E-06	5.07E-07	0.00E+00	0.00E+00	0.00E+00	8.62E-05

U-235 Liquid release (mrem/Ci released)							
	Bone	Liver	T.Body	Thyroid	Kidney	Lung	GI-LLI
Adult	1.67E-02	0.00E+00	1.01E-03	0.00E+00	3.89E-03	0.00E+00	1.62E-03
Teen	1.66E-02	0.00E+00	1.01E-03	0.00E+00	3.88E-03	0.00E+00	1.20E-03
Child	4.97E-02	0.00E+00	3.01E-03	0.00E+00	8.15E-03	0.00E+00	1.17E-03
Infant	4.39E-02	0.00E+00	3.35E-03	0.00E+00	9.34E-03	0.00E+00	7.62E-04

U-238 Liquid release (mrem/Ci released)							
	Bone	Liver	T.Body	Thyroid	Kidney	Lung	GI-LLI
Adult	1.60E-02	0.00E+00	9.44E-04	0.00E+00	3.64E-03	0.00E+00	1.14E-03
Teen	1.58E-02	0.00E+00	9.43E-04	0.00E+00	3.63E-03	0.00E+00	8.47E-04
Child	4.75E-02	0.00E+00	2.82E-03	0.00E+00	7.61E-03	0.00E+00	8.22E-04
Infant	4.20E-02	0.00E+00	3.13E-03	0.00E+00	8.72E-03	0.00E+00	5.37E-04

Np-239 Liquid release (mrem/Ci released)							
	Bone	Liver	T.Body	Thyroid	Kidney	Lung	GI-LLI
Adult	3.19E-08	3.14E-09	1.73E-09	0.00E+00	9.79E-09	0.00E+00	6.44E-04
Teen	3.47E-08	3.27E-09	1.82E-09	0.00E+00	1.03E-08	0.00E+00	5.26E-04
Child	6.87E-08	4.93E-09	3.46E-09	0.00E+00	1.43E-08	0.00E+00	3.65E-04
Infant	5.79E-08	5.18E-09	2.93E-09	0.00E+00	1.03E-08	0.00E+00	1.50E-04

Am-241 Liquid release (mrem/Ci released)							
	Bone	Liver	T.Body	Thyroid	Kidney	Lung	GI-LLI
Adult	5.33E-02	1.87E-02	3.52E-03	0.00E+00	2.65E-02	0.00E+00	4.83E-03
Teen	4.16E-02	1.59E-02	2.77E-03	0.00E+00	2.08E-02	0.00E+00	3.80E-03
Child	4.16E-02	1.86E-02	2.96E-03	0.00E+00	1.81E-02	0.00E+00	2.22E-03
Infant	1.44E-02	6.75E-03	1.02E-03	0.00E+00	6.16E-03	0.00E+00	7.24E-04



OFFSITE DOSE CALCULATION MANUAL

APPENDIX L  
GASEOUS EFFLUENT DOSE CONVERSION FACTORS

The tables below identify the expected dose to each of the four age ranges (adult, teen, child and infant) as a result of activity released via gaseous effluents. These dose conversion factors are the summation of the expected exposures based on Reg. Guide 1.109 and NUREG-0133 assumptions. The pathways considered are inhalation, ground plane, milk, meat, leafy vegetables and produce. The assumed values for  $\gamma/Q$  and  $D/Q$  are those referenced in Table 10-2.

The total body, skin and air dose factors for noble gas releases are contained at the end of the tables below.

<b>H-3</b> Gaseous release (mrem/Ci released)							
	Bone	Liver	T.Body	Thyroid	Kidney	Lung	GI-LLI
Adult	0.00E+00	7.89E-05	7.89E-05	7.89E-05	7.89E-05	7.89E-05	7.89E-05
Teen	0.00E+00	8.69E-05	8.69E-05	8.69E-05	8.69E-05	8.69E-05	8.69E-05
Child	0.00E+00	1.23E-04	1.23E-04	1.23E-04	1.23E-04	1.23E-04	1.23E-04
Infant	0.00E+00	5.32E-05	5.32E-05	5.32E-05	5.32E-05	5.32E-05	5.32E-05

<b>C-14</b> Gaseous release (mrem/Ci released)							
	Bone	Liver	T.Body	Thyroid	Kidney	Lung	GI-LLI
Adult	3.65E-02	7.30E-03	7.30E-03	7.30E-03	7.30E-03	7.30E-03	7.30E-03
Teen	5.51E-02	1.10E-02	1.10E-02	1.10E-02	1.10E-02	1.10E-02	1.10E-02
Child	1.30E-01	2.59E-02	2.59E-02	2.59E-02	2.59E-02	2.59E-02	2.59E-02
Infant	7.37E-02	1.57E-02	1.57E-02	1.57E-02	1.57E-02	1.57E-02	1.57E-02

<b>F-18</b> Gaseous release (mrem/Ci released)							
	Bone	Liver	T.Body	Thyroid	Kidney	Lung	GI-LLI
Adult	2.33E-04	1.47E-04	1.57E-04	1.47E-04	1.47E-04	1.47E-04	1.49E-04
Teen	2.65E-04	1.47E-04	1.60E-04	1.47E-04	1.47E-04	1.47E-04	1.54E-04
Child	3.05E-04	1.47E-04	1.63E-04	1.47E-04	1.47E-04	1.47E-04	1.75E-04
Infant	2.72E-04	1.47E-04	1.58E-04	1.47E-04	1.47E-04	1.47E-04	1.67E-04

<b>Na-22</b> Gaseous release (mrem/Ci released)							
	Bone	Liver	T.Body	Thyroid	Kidney	Lung	GI-LLI
Adult	5.00E+00	5.00E+00	5.00E+00	5.00E+00	5.00E+00	5.00E+00	5.00E+00
Teen	5.68E+00	5.68E+00	5.68E+00	5.68E+00	5.68E+00	5.68E+00	5.68E+00
Child	7.66E+00	7.66E+00	7.66E+00	7.66E+00	7.66E+00	7.66E+00	7.66E+00
Infant	8.45E+00	8.45E+00	8.45E+00	8.45E+00	8.45E+00	8.45E+00	8.45E+00



OFFSITE DOSE CALCULATION MANUAL

APPENDIX L  
GASEOUS EFFLUENT DOSE CONVERSION FACTORS

Na-24 Gaseous release (mrem/Ci released)							
	Bone	Liver	T.Body	Thyroid	Kidney	Lung	GI-LLI
Adult	2.62E-03	2.62E-03	2.62E-03	2.62E-03	2.62E-03	2.62E-03	2.62E-03
Teen	2.78E-03	2.78E-03	2.78E-03	2.78E-03	2.78E-03	2.78E-03	2.78E-03
Child	3.07E-03	3.07E-03	3.07E-03	3.07E-03	3.07E-03	3.07E-03	3.07E-03
Infant	3.18E-03	3.18E-03	3.18E-03	3.18E-03	3.18E-03	3.18E-03	3.18E-03

P-32 Gaseous release (mrem/Ci released)							
	Bone	Liver	T.Body	Thyroid	Kidney	Lung	GI-LLI
Adult	3.18E-01	3.28E-01	3.14E-01	3.08E-01	3.26E-01	3.08E-01	8.98E-01
Teen	3.21E-01	3.34E-01	3.16E-01	3.08E-01	3.33E-01	3.08E-01	8.31E-01
Child	3.25E-01	3.31E-01	3.17E-01	3.08E-01	3.28E-01	3.08E-01	6.39E-01
Infant	3.20E-01	3.25E-01	3.13E-01	3.08E-01	3.19E-01	3.08E-01	3.09E-01

Sc-46 Gaseous release (mrem/Ci released)							
	Bone	Liver	T.Body	Thyroid	Kidney	Lung	GI-LLI
Adult	1.35E+00	8.38E-02	5.21E-02	0.00E+00	0.00E+00	0.00E+00	1.50E-01
Teen	2.06E+00	1.27E-01	7.97E-02	0.00E+00	0.00E+00	0.00E+00	1.71E-01
Child	4.79E+00	2.24E-01	1.85E-01	0.00E+00	0.00E+00	0.00E+00	1.32E-01
Infant	7.66E+00	4.51E-01	2.97E-01	0.00E+00	0.00E+00	0.00E+00	1.03E-01

Cr-51 Gaseous release (mrem/Ci released)							
	Bone	Liver	T.Body	Thyroid	Kidney	Lung	GI-LLI
Adult	8.72E-04	8.72E-04	8.85E-04	8.79E-04	8.75E-04	1.21E-03	3.60E-03
Teen	8.72E-04	8.72E-04	8.89E-04	8.82E-04	8.76E-04	1.37E-03	3.37E-03
Child	8.72E-04	8.72E-04	9.03E-04	8.89E-04	8.77E-04	1.28E-03	2.37E-03
Infant	8.72E-04	8.72E-04	8.83E-04	8.79E-04	8.73E-04	1.17E-03	1.14E-03

Mn-54 Gaseous release (mrem/Ci released)							
	Bone	Liver	T.Body	Thyroid	Kidney	Lung	GI-LLI
Adult	2.59E-01	3.20E-01	2.71E-01	2.59E-01	2.77E-01	2.91E-01	4.44E-01
Teen	2.59E-01	3.46E-01	2.76E-01	2.59E-01	2.85E-01	3.04E-01	4.37E-01
Child	2.59E-01	3.86E-01	2.93E-01	2.59E-01	2.95E-01	2.95E-01	3.65E-01
Infant	2.59E-01	2.65E-01	2.60E-01	2.59E-01	2.60E-01	2.82E-01	2.61E-01

Mn-56 Gaseous release (mrem/Ci released)							
	Bone	Liver	T.Body	Thyroid	Kidney	Lung	GI-LLI
Adult	1.69E-04	1.69E-04	1.69E-04	1.69E-04	1.69E-04	3.83E-04	6.28E-04
Teen	1.69E-04	1.69E-04	1.69E-04	1.69E-04	1.69E-04	5.14E-04	1.47E-03
Child	1.69E-04	1.69E-04	1.69E-04	1.69E-04	1.69E-04	4.67E-04	2.96E-03
Infant	1.69E-04	1.69E-04	1.69E-04	1.69E-04	1.69E-04	4.53E-04	1.79E-03

OFFSITE DOSE CALCULATION MANUAL

APPENDIX L  
GASEOUS EFFLUENT DOSE CONVERSION FACTORS

Fe-55 Gaseous release (mrem/Ci released)							
	Bone	Liver	T.Body	Thyroid	Kidney	Lung	GI-LLI
Adult	8.22E-02	5.68E-02	1.32E-02	0.00E+00	0.00E+00	3.31E-02	3.25E-02
Teen	9.82E-02	6.96E-02	1.62E-02	0.00E+00	0.00E+00	4.66E-02	3.00E-02
Child	2.23E-01	1.18E-01	3.67E-02	0.00E+00	0.00E+00	6.91E-02	2.19E-02
Infant	1.92E-02	1.24E-02	3.32E-03	0.00E+00	0.00E+00	7.91E-03	1.57E-03

Fe-59 Gaseous release (mrem/Ci released)							
	Bone	Liver	T.Body	Thyroid	Kidney	Lung	GI-LLI
Adult	9.48E-02	1.54E-01	9.05E-02	5.09E-02	5.09E-02	1.03E-01	3.97E-01
Teen	1.02E-01	1.71E-01	9.74E-02	5.09E-02	5.09E-02	1.23E-01	3.37E-01
Child	1.59E-01	2.25E-01	1.38E-01	5.09E-02	5.09E-02	1.30E-01	2.33E-01
Infant	6.69E-02	7.88E-02	6.19E-02	5.09E-02	5.09E-02	8.20E-02	6.46E-02

Co-57 Gaseous release (mrem/Ci released)							
	Bone	Liver	T.Body	Thyroid	Kidney	Lung	GI-LLI
Adult	5.95E-02	6.25E-02	6.45E-02	5.95E-02	5.95E-02	6.79E-02	1.36E-01
Teen	5.95E-02	6.36E-02	6.63E-02	5.95E-02	5.95E-02	7.28E-02	1.36E-01
Child	5.95E-02	6.61E-02	7.29E-02	5.95E-02	5.95E-02	7.10E-02	1.14E-01
Infant	5.95E-02	6.06E-02	6.13E-02	5.95E-02	5.95E-02	6.81E-02	6.34E-02

Co-58 Gaseous release (mrem/Ci released)							
	Bone	Liver	T.Body	Thyroid	Kidney	Lung	GI-LLI
Adult	7.10E-02	7.86E-02	8.81E-02	7.10E-02	7.10E-02	9.20E-02	2.28E-01
Teen	7.10E-02	8.09E-02	9.38E-02	7.10E-02	7.10E-02	1.01E-01	2.09E-01
Child	7.10E-02	8.52E-02	1.15E-01	7.10E-02	7.10E-02	9.61E-02	1.55E-01
Infant	7.10E-02	7.31E-02	7.63E-02	7.10E-02	7.10E-02	8.86E-02	7.65E-02

Co-60 Gaseous release (mrem/Ci released)							
	Bone	Liver	T.Body	Thyroid	Kidney	Lung	GI-LLI
Adult	4.03E+00	4.08E+00	4.13E+00	4.03E+00	4.03E+00	4.17E+00	4.87E+00
Teen	4.03E+00	4.09E+00	4.16E+00	4.03E+00	4.03E+00	4.23E+00	4.80E+00
Child	4.03E+00	4.12E+00	4.29E+00	4.03E+00	4.03E+00	4.19E+00	4.51E+00
Infant	4.03E+00	4.04E+00	4.06E+00	4.03E+00	4.03E+00	4.13E+00	4.06E+00

Ni-63 Gaseous release (mrem/Ci released)							
	Bone	Liver	T.Body	Thyroid	Kidney	Lung	GI-LLI
Adult	6.30E+00	4.36E-01	2.11E-01	0.00E+00	0.00E+00	4.04E-03	9.12E-02
Teen	7.74E+00	5.47E-01	2.62E-01	0.00E+00	0.00E+00	6.96E-03	8.72E-02
Child	1.78E+01	9.53E-01	6.06E-01	0.00E+00	0.00E+00	6.23E-03	6.43E-02
Infant	5.52E+00	3.41E-01	1.92E-01	0.00E+00	0.00E+00	4.73E-03	1.70E-02

OFFSITE DOSE CALCULATION MANUAL

APPENDIX L  
GASEOUS EFFLUENT DOSE CONVERSION FACTORS

Ni-65 Gaseous release (mrem/Ci released)							
	Bone	Liver	T.Body	Thyroid	Kidney	Lung	GI-LLI
Adult	5.56E-05	5.55E-05	5.55E-05	5.55E-05	5.55E-05	1.82E-04	3.35E-04
Teen	5.56E-05	5.55E-05	5.55E-05	5.55E-05	5.55E-05	2.68E-04	8.88E-04
Child	5.56E-05	5.55E-05	5.55E-05	5.55E-05	5.55E-05	2.41E-04	1.96E-03
Infant	5.56E-05	5.55E-05	5.55E-05	5.55E-05	5.55E-05	2.40E-04	1.19E-03

Cu-64 Gaseous release (mrem/Ci released)							
	Bone	Liver	T.Body	Thyroid	Kidney	Lung	GI-LLI
Adult	1.14E-04	1.16E-04	1.15E-04	1.14E-04	1.21E-04	2.67E-04	1.47E-03
Teen	1.14E-04	1.17E-04	1.15E-04	1.14E-04	1.23E-04	3.66E-04	1.78E-03
Child	1.14E-04	1.19E-04	1.17E-04	1.14E-04	1.27E-04	3.31E-04	1.21E-03
Infant	1.14E-04	1.22E-04	1.18E-04	1.14E-04	1.28E-04	3.24E-04	6.32E-04

Zn-65 Gaseous release (mrem/Ci released)							
	Bone	Liver	T.Body	Thyroid	Kidney	Lung	GI-LLI
Adult	4.57E-01	1.15E+00	5.96E-01	1.40E-01	8.14E-01	1.59E-01	7.75E-01
Teen	5.70E-01	1.63E+00	8.37E-01	1.40E-01	1.10E+00	1.68E-01	7.72E-01
Child	9.63E-01	2.33E+00	1.50E+00	1.40E-01	1.52E+00	1.62E-01	5.25E-01
Infant	9.16E-01	2.80E+00	1.37E+00	1.40E-01	1.43E+00	1.54E-01	2.39E+00

Zn-69m Gaseous release (mrem/Ci released)							
	Bone	Liver	T.Body	Thyroid	Kidney	Lung	GI-LLI
Adult	4.63E-04	4.81E-04	4.53E-04	4.50E-04	4.69E-04	8.82E-04	5.41E-03
Teen	4.70E-04	4.96E-04	4.54E-04	4.50E-04	4.78E-04	1.16E-03	6.83E-03
Child	4.95E-04	5.27E-04	4.59E-04	4.50E-04	4.95E-04	1.07E-03	5.21E-03
Infant	5.30E-04	6.12E-04	4.65E-04	4.50E-04	5.16E-04	1.06E-03	3.62E-03

Zn-69 Gaseous release (mrem/Ci released)							
	Bone	Liver	T.Body	Thyroid	Kidney	Lung	GI-LLI
Adult	7.67E-10	1.48E-09	1.02E-10	0.00E+00	9.56E-10	2.09E-05	3.70E-07
Teen	1.10E-09	2.09E-09	1.46E-10	0.00E+00	1.37E-09	3.59E-05	6.46E-06
Child	1.52E-09	2.19E-09	2.02E-10	0.00E+00	1.33E-09	3.22E-05	2.31E-04
Infant	1.22E-09	2.19E-09	1.63E-10	0.00E+00	9.11E-10	3.33E-05	3.00E-04

As-76 Gaseous release (mrem/Ci released)							
	Bone	Liver	T.Body	Thyroid	Kidney	Lung	GI-LLI
Adult	9.59E-04	1.09E-03	2.12E-03	9.52E-04	1.13E-03	3.22E-03	9.32E-03
Teen	9.65E-04	1.13E-03	2.29E-03	9.60E-04	1.16E-03	3.62E-03	1.06E-02
Child	1.03E-03	1.28E-03	3.29E-03	1.02E-03	1.31E-03	3.10E-03	2.00E-02
Infant	1.35E-03	2.11E-03	3.24E-03	1.35E-03	2.17E-03	3.03E-03	1.43E-02

OFFSITE DOSE CALCULATION MANUAL

APPENDIX L  
GASEOUS EFFLUENT DOSE CONVERSION FACTORS

Br-82 Gaseous release (mrem/Ci released)							
	Bone	Liver	T.Body	Thyroid	Kidney	Lung	GI-LLI
Adult	7.15E-03	7.15E-03	9.28E-03	7.15E-03	7.15E-03	7.15E-03	9.48E-03
Teen	7.15E-03	7.15E-03	1.05E-02	7.15E-03	7.15E-03	7.15E-03	7.15E-03
Child	7.15E-03	7.15E-03	1.35E-02	7.15E-03	7.15E-03	7.15E-03	7.15E-03
Infant	7.15E-03	7.15E-03	1.66E-02	7.15E-03	7.15E-03	7.15E-03	7.15E-03

Br-83 Gaseous release (mrem/Ci released)							
	Bone	Liver	T.Body	Thyroid	Kidney	Lung	GI-LLI
Adult	9.16E-07	9.16E-07	6.37E-06	9.16E-07	9.16E-07	9.16E-07	6.17E-06
Teen	9.16E-07	9.16E-07	8.71E-06	9.16E-07	9.16E-07	9.16E-07	9.16E-07
Child	9.16E-07	9.16E-07	1.17E-05	9.16E-07	9.16E-07	9.16E-07	9.16E-07
Infant	9.16E-07	9.16E-07	9.55E-06	9.16E-07	9.16E-07	9.16E-07	9.16E-07

Br-84 Gaseous release (mrem/Ci released)							
	Bone	Liver	T.Body	Thyroid	Kidney	Lung	GI-LLI
Adult	3.79E-05	3.79E-05	4.50E-05	3.79E-05	3.79E-05	3.79E-05	3.79E-05
Teen	3.79E-05	3.79E-05	4.77E-05	3.79E-05	3.79E-05	3.79E-05	3.79E-05
Child	3.79E-05	3.79E-05	5.03E-05	3.79E-05	3.79E-05	3.79E-05	3.79E-05
Infant	3.79E-05	3.79E-05	4.70E-05	3.79E-05	3.79E-05	3.79E-05	3.79E-05

Br-85 Gaseous release (mrem/Ci released)							
	Bone	Liver	T.Body	Thyroid	Kidney	Lung	GI-LLI
Adult	0.00E+00	0.00E+00	2.90E-07	0.00E+00	0.00E+00	0.00E+00	0.00E+00
Teen	0.00E+00	0.00E+00	4.15E-07	0.00E+00	0.00E+00	0.00E+00	0.00E+00
Child	0.00E+00	0.00E+00	5.74E-07	0.00E+00	0.00E+00	0.00E+00	0.00E+00
Infant	0.00E+00	0.00E+00	4.63E-07	0.00E+00	0.00E+00	0.00E+00	0.00E+00

Rb-86 Gaseous release (mrem/Ci released)							
	Bone	Liver	T.Body	Thyroid	Kidney	Lung	GI-LLI
Adult	1.68E-03	1.94E-01	9.13E-02	1.68E-03	1.68E-03	1.68E-03	3.94E-02
Teen	1.68E-03	3.04E-01	1.44E-01	1.68E-03	1.68E-03	1.68E-03	4.62E-02
Child	1.68E-03	5.41E-01	3.33E-01	1.68E-03	1.68E-03	1.68E-03	3.62E-02
Infant	1.68E-03	1.08E+00	5.32E-01	1.68E-03	1.68E-03	1.68E-03	2.91E-02

Rb-88 Gaseous release (mrem/Ci released)							
	Bone	Liver	T.Body	Thyroid	Kidney	Lung	GI-LLI
Adult	6.15E-06	1.49E-05	1.05E-05	6.15E-06	6.15E-06	6.15E-06	6.15E-06
Teen	6.15E-06	1.86E-05	1.23E-05	6.15E-06	6.15E-06	6.15E-06	6.15E-06
Child	6.15E-06	1.89E-05	1.45E-05	6.15E-06	6.15E-06	6.15E-06	6.55E-06
Infant	6.15E-06	1.88E-05	1.27E-05	6.15E-06	6.15E-06	6.15E-06	1.38E-05

OFFSITE DOSE CALCULATION MANUAL

APPENDIX L  
GASEOUS EFFLUENT DOSE CONVERSION FACTORS

Rb-89 Gaseous release (mrem/Ci released)							
	Bone	Liver	T-Body	Thyroid	Kidney	Lung	GI-LLI
Adult	2.29E-05	2.88E-05	2.68E-05	2.29E-05	2.29E-05	2.29E-05	2.29E-05
Teen	2.29E-05	3.09E-05	2.82E-05	2.29E-05	2.29E-05	2.29E-05	2.29E-05
Child	2.29E-05	3.08E-05	2.95E-05	2.29E-05	2.29E-05	2.29E-05	2.30E-05
Infant	2.29E-05	3.02E-05	2.76E-05	2.29E-05	2.29E-05	2.29E-05	2.45E-05

Sr-89 Gaseous release (mrem/Ci released)							
	Bone	Liver	T-Body	Thyroid	Kidney	Lung	GI-LLI
Adult	1.96E+00	4.05E-06	5.64E-02	4.05E-06	4.05E-06	3.17E-02	3.23E-01
Teen	3.00E+00	4.05E-06	8.60E-02	4.05E-06	4.05E-06	5.48E-02	3.65E-01
Child	7.13E+00	4.05E-06	2.04E-01	4.05E-06	4.05E-06	4.89E-02	2.79E-01
Infant	9.47E-01	4.05E-06	2.72E-02	4.05E-06	4.05E-06	4.60E-02	2.07E-02

Sr-90 Gaseous release (mrem/Ci released)							
	Bone	Liver	T-Body	Thyroid	Kidney	Lung	GI-LLI
Adult	1.55E+02	1.73E-03	3.13E+00	1.73E-03	1.73E-03	2.19E-01	3.91E+00
Teen	2.06E+02	1.73E-03	4.13E+00	1.73E-03	1.73E-03	3.75E-01	4.72E+00
Child	4.18E+02	1.73E-03	8.41E+00	1.73E-03	1.73E-03	3.36E-01	3.74E+00
Infant	2.91E+01	1.73E-03	5.92E-01	1.73E-03	1.73E-03	2.57E-01	2.39E-01

Sr-91 Gaseous release (mrem/Ci released)							
	Bone	Liver	T-Body	Thyroid	Kidney	Lung	GI-LLI
Adult	4.61E-04	4.02E-04	4.04E-04	4.02E-04	4.02E-04	1.23E-03	5.01E-03
Teen	4.59E-04	4.02E-04	4.04E-04	4.02E-04	4.02E-04	1.78E-03	6.53E-03
Child	5.08E-04	4.02E-04	4.06E-04	4.02E-04	4.02E-04	1.61E-03	4.57E-03
Infant	4.17E-04	4.02E-04	4.03E-04	4.02E-04	4.02E-04	1.60E-03	2.08E-03

Sr-92 Gaseous release (mrem/Ci released)							
	Bone	Liver	T-Body	Thyroid	Kidney	Lung	GI-LLI
Adult	1.46E-04	1.45E-04	1.45E-04	1.45E-04	1.45E-04	5.19E-04	1.12E-03
Teen	1.46E-04	1.45E-04	1.45E-04	1.45E-04	1.45E-04	7.67E-04	2.85E-03
Child	1.46E-04	1.45E-04	1.45E-04	1.45E-04	1.45E-04	6.90E-04	5.64E-03
Infant	1.46E-04	1.45E-04	1.45E-04	1.45E-04	1.45E-04	6.85E-04	3.32E-03

Y-90 Gaseous release (mrem/Ci released)							
	Bone	Liver	T-Body	Thyroid	Kidney	Lung	GI-LLI
Adult	5.07E-05	8.40E-07	2.18E-06	8.40E-07	8.40E-07	3.84E-03	3.79E-02
Teen	7.08E-05	8.40E-07	2.72E-06	8.40E-07	8.40E-07	6.64E-03	3.19E-02
Child	9.83E-05	8.40E-07	3.46E-06	8.40E-07	8.40E-07	5.93E-03	1.84E-02
Infant	7.54E-05	8.40E-07	2.84E-06	8.40E-07	8.40E-07	6.09E-03	2.40E-03

OFFSITE DOSE CALCULATION MANUAL

APPENDIX L  
GASEOUS EFFLUENT DOSE CONVERSION FACTORS

Y-91m		Gaseous release (mrem/Ci released)					
	Bone	Liver	T.Body	Thyroid	Kidney	Lung	GI-LLI
Adult	1.88E-05	1.88E-05	1.88E-05	1.88E-05	1.88E-05	6.23E-05	1.88E-05
Teen	1.88E-05	1.88E-05	1.88E-05	1.88E-05	1.88E-05	9.13E-05	1.94E-05
Child	1.88E-05	1.88E-05	1.88E-05	1.88E-05	1.88E-05	8.25E-05	5.77E-05
Infant	1.88E-05	1.88E-05	1.88E-05	1.88E-05	1.88E-05	8.19E-05	7.21E-05

Y-91		Gaseous release (mrem/Ci released)					
	Bone	Liver	T.Body	Thyroid	Kidney	Lung	GI-LLI
Adult	1.17E-02	2.01E-04	5.09E-04	2.01E-04	2.01E-04	3.88E-02	5.72E-01
Teen	1.67E-02	2.01E-04	6.42E-04	2.01E-04	2.01E-04	6.67E-02	6.27E-01
Child	2.45E-02	2.01E-04	8.48E-04	2.01E-04	2.01E-04	5.97E-02	4.77E-01
Infant	1.35E-02	2.01E-04	5.56E-04	2.01E-04	2.01E-04	5.57E-02	2.21E-03

Y-92		Gaseous release (mrem/Ci released)					
	Bone	Liver	T.Body	Thyroid	Kidney	Lung	GI-LLI
Adult	3.40E-05	3.38E-05	3.38E-05	3.38E-05	3.38E-05	3.89E-04	1.70E-03
Teen	3.41E-05	3.38E-05	3.38E-05	3.38E-05	3.38E-05	6.41E-04	3.77E-03
Child	3.42E-05	3.38E-05	3.38E-05	3.38E-05	3.38E-05	5.76E-04	5.46E-03
Infant	3.41E-05	3.38E-05	3.38E-05	3.38E-05	3.38E-05	5.89E-04	2.90E-03

Y-93		Gaseous release (mrem/Ci released)					
	Bone	Liver	T.Body	Thyroid	Kidney	Lung	GI-LLI
Adult	3.68E-05	3.47E-05	3.47E-05	3.47E-05	3.47E-05	1.13E-03	1.06E-02
Teen	3.77E-05	3.47E-05	3.47E-05	3.47E-05	3.47E-05	1.92E-03	1.41E-02
Child	3.89E-05	3.47E-05	3.48E-05	3.47E-05	3.47E-05	1.72E-03	9.67E-03
Infant	3.74E-04	3.47E-05	3.47E-05	3.47E-05	3.47E-05	1.77E-03	3.81E-03

Zr-95		Gaseous release (mrem/Ci released)					
	Bone	Liver	T.Body	Thyroid	Kidney	Lung	GI-LLI
Adult	4.86E-02	4.67E-02	4.64E-02	4.58E-02	4.72E-02	8.59E-02	4.25E-01
Teen	4.95E-02	4.70E-02	4.66E-02	4.58E-02	4.75E-02	1.07E-01	3.68E-01
Child	5.10E-02	4.69E-02	4.68E-02	4.58E-02	4.75E-02	9.64E-02	2.59E-01
Infant	4.84E-02	4.64E-02	4.63E-02	4.58E-02	4.65E-02	8.55E-02	4.64E-02

Zr-97		Gaseous release (mrem/Ci released)					
	Bone	Liver	T.Body	Thyroid	Kidney	Lung	GI-LLI
Adult	5.53E-04	5.51E-04	5.51E-04	5.51E-04	5.51E-04	2.33E-03	1.63E-02
Teen	5.54E-04	5.51E-04	5.51E-04	5.51E-04	5.52E-04	3.49E-03	1.79E-02
Child	5.55E-04	5.51E-04	5.51E-04	5.51E-04	5.52E-04	3.12E-03	1.08E-02
Infant	5.54E-04	5.51E-04	5.51E-04	5.51E-04	5.51E-04	3.05E-03	3.73E-03

OFFSITE DOSE CALCULATION MANUAL

APPENDIX L  
GASEOUS EFFLUENT DOSE CONVERSION FACTORS

Nb-95 Gaseous release (mrem/Ci released)							
	Bone	Liver	T.Body	Thyroid	Kidney	Lung	G.I./L.I.
Adult	2.60E-02	2.58E-02	2.57E-02	2.55E-02	2.59E-02	3.70E-02	6.10E-01
Teen	2.61E-02	2.59E-02	2.57E-02	2.55E-02	2.59E-02	4.25E-02	3.94E-01
Child	2.63E-02	2.59E-02	2.58E-02	2.55E-02	2.59E-02	3.94E-02	2.32E-01
Infant	2.59E-02	2.57E-02	2.56E-02	2.55E-02	2.56E-02	3.64E-02	3.85E-02

Nb-97 Gaseous release (mrem/Ci released)							
	Bone	Liver	T.Body	Thyroid	Kidney	Lung	G.I./L.I.
Adult	6.31E-05	6.31E-05	6.31E-05	6.31E-05	6.31E-05	1.17E-04	6.85E-05
Teen	6.31E-05	6.31E-05	6.31E-05	6.31E-05	6.31E-05	1.52E-04	1.12E-04
Child	6.31E-05	6.31E-05	6.31E-05	6.31E-05	6.31E-05	1.40E-04	6.94E-04
Infant	6.31E-05	6.31E-05	6.31E-05	6.31E-05	6.31E-05	1.38E-04	6.72E-04

Mo-99 Gaseous release (mrem/Ci released)							
	Bone	Liver	T.Body	Thyroid	Kidney	Lung	G.I./L.I.
Adult	7.47E-04	3.07E-03	1.19E-03	7.47E-04	6.00E-03	2.81E-03	1.17E-02
Teen	7.47E-04	3.91E-03	1.35E-03	7.47E-04	7.98E-02	4.23E-03	1.25E-02
Child	7.47E-04	6.01E-03	2.05E-03	7.47E-04	1.20E-02	3.82E-03	7.97E-03
Infant	7.47E-04	1.05E-02	2.65E-03	7.47E-04	1.53E-02	3.80E-03	5.06E-03

Tc-99m Gaseous release (mrem/Ci released)							
	Bone	Liver	T.Body	Thyroid	Kidney	Lung	G.I./L.I.
Adult	3.44E-05	3.44E-05	3.44E-05	3.44E-05	3.44E-05	5.17E-05	1.30E-04
Teen	3.44E-05	3.44E-05	3.44E-05	3.44E-05	3.44E-05	6.05E-05	1.75E-04
Child	3.44E-05	3.44E-05	3.44E-05	3.44E-05	3.44E-05	5.59E-05	1.45E-04
Infant	3.44E-05	3.44E-05	3.44E-05	3.44E-05	3.44E-05	5.28E-05	8.12E-05

Tc-99 Gaseous release (mrem/Ci released)							
	Bone	Liver	T.Body	Thyroid	Kidney	Lung	G.I./L.I.
Adult	6.08E-02	9.02E-02	2.48E-02	5.65E-04	1.13E+00	2.65E-02	2.93E+00
Teen	6.50E-02	9.52E-02	2.64E-02	5.65E-04	1.20E+00	4.19E-02	2.32E+00
Child	1.37E-01	1.52E-01	5.50E-02	5.65E-04	1.79E+00	4.22E-02	1.59E+00
Infant	7.38E-02	9.96E-02	3.14E-02	5.65E-04	8.35E-01	3.17E-02	4.29E-01

Tc-101 Gaseous release (mrem/Ci released)							
	Bone	Liver	T.Body	Thyroid	Kidney	Lung	G.I./L.I.
Adult	3.81E-06	3.81E-06	3.81E-06	3.81E-06	3.81E-06	1.29E-05	3.81E-06
Teen	3.81E-06	3.81E-06	3.81E-06	3.81E-06	3.81E-06	1.89E-05	3.81E-06
Child	3.81E-06	3.81E-06	3.81E-06	3.81E-06	3.81E-06	1.71E-05	4.18E-06
Infant	3.81E-06	3.81E-06	3.81E-06	3.81E-06	3.81E-06	1.70E-05	2.29E-05



OFFSITE DOSE CALCULATION MANUAL

APPENDIX L  
GASEOUS EFFLUENT DOSE CONVERSION FACTORS

Ru-103 Gaseous release (mrem/Ci released)							
	Bone	Liver	T.Body	Thyroid	Kidney	Lung	GI-LLI
Adult	2.80E-02	2.02E-02	2.36E-02	2.02E-02	5.00E-02	3.17E-02	9.30E-01
Teen	2.71E-02	2.02E-02	2.32E-02	2.02E-02	4.46E-02	3.80E-02	5.97E-01
Child	3.33E-02	2.02E-02	2.52E-02	2.02E-02	5.31E-02	3.52E-02	3.57E-01
Infant	2.03E-02	2.02E-02	2.02E-02	2.02E-02	2.03E-02	3.27E-02	2.06E-02

Ru-105 Gaseous release (mrem/Ci released)							
	Bone	Liver	T.Body	Thyroid	Kidney	Lung	GI-LLI
Adult	1.19E-04	1.19E-04	1.19E-04	1.19E-04	1.19E-04	3.68E-04	1.22E-03
Teen	1.19E-04	1.19E-04	1.19E-04	1.19E-04	1.19E-04	5.31E-04	2.18E-03
Child	1.19E-04	1.19E-04	1.19E-04	1.19E-04	1.19E-04	4.80E-04	2.39E-03
Infant	1.19E-04	1.19E-04	1.19E-04	1.19E-04	1.19E-04	4.74E-04	1.22E-03

Ru-106 Gaseous release (mrem/Ci released)							
	Bone	Liver	T.Body	Thyroid	Kidney	Lung	GI-LLI
Adult	4.92E-01	7.99E-02	1.32E-01	7.99E-02	8.75E-01	2.92E-01	2.66E+01
Teen	4.55E-01	7.99E-02	1.27E-01	7.99E-02	8.04E-01	4.44E-01	1.80E+01
Child	8.17E-01	7.99E-02	1.72E-01	7.99E-02	1.07E+00	4.04E-01	1.15E+01
Infant	8.19E-02	7.99E-02	8.02E-02	7.99E-02	8.24E-02	3.42E-01	8.38E-02

Rh-105 Gaseous release (mrem/Ci released)							
	Bone	Liver	T.Body	Thyroid	Kidney	Lung	GI-LLI
Adult	2.59E-04	2.47E-04	2.36E-04	2.15E-04	3.52E-04	6.52E-04	7.29E-03
Teen	2.74E-04	2.58E-04	2.43E-04	2.15E-04	3.97E-04	9.57E-04	7.86E-03
Child	3.46E-04	2.85E-04	2.75E-04	2.15E-04	4.95E-04	8.71E-04	5.67E-03
Infant	4.04E-04	3.39E-04	2.98E-04	2.15E-04	5.59E-04	8.75E-04	3.72E-03

Ag-110m Gaseous release (mrem/Ci released)							
	Bone	Liver	T.Body	Thyroid	Kidney	Lung	GI-LLI
Adult	6.54E-01	6.53E-01	6.49E-01	6.43E-01	6.63E-01	7.48E-01	4.66E+00
Teen	6.60E-01	6.59E-01	6.53E-01	6.43E-01	6.73E-01	7.96E-01	4.97E+00
Child	6.78E-01	6.67E-01	6.62E-01	6.43E-01	6.87E-01	7.67E-01	3.44E+00
Infant	6.94E-01	6.80E-01	6.68E-01	6.43E-01	6.96E-01	7.26E-01	2.54E+00

Sn-113 Gaseous release (mrem/Ci released)							
	Bone	Liver	T.Body	Thyroid	Kidney	Lung	GI-LLI
Adult	3.36E-02	9.69E-03	8.58E-02	7.30E-03	1.13E-02	2.04E-02	8.76E-01
Teen	2.97E-02	9.83E-03	8.69E-02	7.17E-03	1.12E-02	2.30E-02	8.68E-01
Child	5.55E-02	1.57E-02	1.71E-01	9.15E-03	1.62E-02	2.19E-02	1.84E+00
Infant	2.56E-02	8.94E-03	6.07E-02	6.98E-03	8.87E-03	1.65E-02	6.09E-01



OFFSITE DOSE CALCULATION MANUAL

APPENDIX L  
GASEOUS EFFLUENT DOSE CONVERSION FACTORS

Sn-117m Gaseous release (mrem/Ci released)							
	Bone	Liver	T.Body	Thyroid	Kidney	Lung	GI-LLI
Adult	1.09E-02	4.16E-03	1.46E-02	3.97E-03	4.26E-03	1.67E-02	1.08E-01
Teen	9.38E-03	4.16E-03	1.44E-02	3.97E-03	4.23E-03	2.01E-02	9.94E-02
Child	1.54E-02	4.45E-03	2.18E-02	4.01E-03	4.44E-03	1.40E-02	1.97E-01
Infant	1.35E-02	4.31E-03	1.70E-02	4.03E-03	4.25E-03	1.16E-02	1.44E-01

Sb-122 Gaseous release (mrem/Ci released)							
	Bone	Liver	T.Body	Thyroid	Kidney	Lung	GI-LLI
Adult	2.52E-03	2.41E-03	4.93E-03	2.30E-03	2.36E-03	5.99E-03	2.60E-02
Teen	2.48E-03	2.42E-03	5.02E-03	2.30E-03	2.36E-03	6.79E-03	2.51E-02
Child	2.65E-03	2.51E-03	6.83E-03	2.32E-03	2.41E-03	5.42E-03	4.75E-02
Infant	2.75E-03	2.60E-03	7.00E-03	2.37E-03	2.43E-03	4.95E-03	4.91E-02

Sb-124 Gaseous release (mrem/Ci released)							
	Bone	Liver	T.Body	Thyroid	Kidney	Lung	GI-LLI
Adult	2.20E-01	1.97E-01	2.06E-01	1.96E-01	1.96E-01	2.70E-01	8.48E-01
Teen	2.31E-01	1.97E-01	2.10E-01	1.96E-01	1.96E-01	3.13E-01	8.75E-01
Child	2.73E-01	1.97E-01	2.23E-01	1.97E-01	1.96E-01	3.12E-01	6.72E-01
Infant	2.14E-01	1.97E-01	2.02E-01	1.96E-01	1.96E-01	2.77E-01	2.50E-01

Sb-125 Gaseous release (mrem/Ci released)							
	Bone	Liver	T.Body	Thyroid	Kidney	Lung	GI-LLI
Adult	8.30E-01	7.99E-01	8.06E-01	7.98E-01	7.98E-01	8.61E-01	1.14E+00
Teen	8.47E-01	7.99E-01	8.10E-01	7.98E-01	7.98E-01	9.01E-01	1.16E+00
Child	9.09E-01	7.99E-01	8.21E-01	7.98E-01	7.98E-01	9.11E-01	1.06E+00
Infant	8.21E-01	7.98E-01	8.03E-01	7.98E-01	7.98E-01	8.32E-01	8.27E-01

Te-125m Gaseous release (mrem/Ci released)							
	Bone	Liver	T.Body	Thyroid	Kidney	Lung	GI-LLI
Adult	5.63E-02	2.06E-02	7.80E-03	1.71E-02	2.28E-01	7.40E-03	2.25E-01
Teen	6.48E-02	2.35E-02	8.91E-03	1.83E-02	2.90E-04	1.24E-02	1.92E-01
Child	1.40E-01	3.81E-02	1.89E-02	3.94E-02	2.90E-04	1.11E-02	1.35E-01
Infant	1.38E-02	4.82E-03	2.12E-03	4.84E-03	2.90E-04	1.04E-02	6.97E-03

Te-127m Gaseous release (mrem/Ci released)							
	Bone	Liver	T.Body	Thyroid	Kidney	Lung	GI-LLI
Adult	2.38E-01	8.50E-02	2.90E-02	6.07E-02	9.65E-01	2.18E-02	7.99E-01
Teen	2.76E-01	9.78E-02	3.28E-02	6.56E-02	1.12E+00	3.76E-02	6.89E-01
Child	6.01E-01	1.62E-01	7.14E-02	1.44E-01	1.71E+00	3.36E-02	4.88E-01
Infant	5.23E-02	1.74E-02	6.35E-03	1.51E-02	1.29E-01	2.97E-02	2.16E-02

OFFSITE DOSE CALCULATION MANUAL

APPENDIX L  
GASEOUS EFFLUENT DOSE CONVERSION FACTORS

Te-127 Gaseous release (mrem/Ci released)							
	Bone	Liver	T.Body	Thyroid	Kidney	Lung	GI-LLI
Adult	1.75E-06	9.90E-07	8.18E-07	1.44E-06	5.39E-06	1.48E-04	1.39E-03
Teen	1.73E-06	9.78E-07	8.11E-07	1.36E-06	5.26E-06	2.54E-04	1.92E-03
Child	2.73E-06	1.15E-06	1.02E-06	2.06E-06	6.70E-06	2.28E-04	1.36E-03
Infant	9.22E-07	6.86E-07	6.38E-07	8.54E-07	1.43E-06	2.35E-04	5.59E-04

Te-129m Gaseous release (mrem/Ci released)							
	Bone	Liver	T.Body	Thyroid	Kidney	Lung	GI-LLI
Adult	1.36E-01	5.32E-02	2.47E-02	4.92E-02	5.57E-01	3.00E-02	6.78E-01
Teen	1.52E-01	5.87E-02	2.71E-02	5.15E-02	6.23E-01	4.85E-02	5.67E-01
Child	3.21E-01	9.25E-02	5.30E-02	1.06E-01	9.37E-01	4.36E-02	3.95E-01
Infant	4.01E-02	1.62E-02	9.31E-03	1.77E-02	9.46E-02	4.18E-02	2.68E-02

Te-129 Gaseous release (mrem/Ci released)							
	Bone	Liver	T.Body	Thyroid	Kidney	Lung	GI-LLI
Adult	4.91E-06	4.91E-06	4.91E-06	4.91E-06	4.91E-06	4.88E-05	8.46E-06
Teen	4.91E-06	4.91E-06	4.91E-06	4.91E-06	4.92E-06	7.96E-05	4.15E-05
Child	4.91E-06	4.91E-06	4.91E-06	4.91E-06	4.91E-06	7.14E-05	5.83E-04
Infant	4.91E-06	4.91E-06	4.91E-06	4.91E-06	4.91E-06	7.28E-05	6.01E-04

Te-131m Gaseous release (mrem/Ci released)							
	Bone	Liver	T.Body	Thyroid	Kidney	Lung	GI-LLI
Adult	1.85E-03	1.73E-03	1.71E-03	1.80E-03	2.73E-03	4.92E-03	2.50E-02
Teen	1.85E-03	1.73E-03	1.71E-03	1.78E-03	2.75E-03	7.01E-03	2.43E-02
Child	2.06E-03	1.77E-03	1.78E-03	1.93E-03	3.07E-03	6.28E-03	1.46E-02
Infant	1.81E-03	1.70E-03	1.69E-03	1.78E-03	2.15E-03	6.13E-03	5.60E-03

Te-131 Gaseous release (mrem/Ci released)							
	Bone	Liver	T.Body	Thyroid	Kidney	Lung	GI-LLI
Adult	5.46E-06	5.46E-06	5.46E-06	5.46E-06	5.46E-06	3.70E-05	5.88E-06
Teen	5.46E-06	5.46E-06	5.46E-06	5.46E-06	5.47E-06	5.84E-05	5.81E-06
Child	5.46E-06	5.46E-06	5.46E-06	5.46E-06	5.47E-06	5.20E-05	3.57E-05
Infant	5.46E-06	5.46E-06	5.46E-06	5.46E-06	5.46E-06	5.21E-05	1.92E-04

Te-132 Gaseous release (mrem/Ci released)							
	Bone	Liver	T.Body	Thyroid	Kidney	Lung	GI-LLI
Adult	1.80E-03	1.44E-03	1.40E-03	1.51E-03	7.14E-03	7.31E-03	4.34E-02
Teen	1.80E-03	1.43E-03	1.39E-03	1.46E-03	7.00E-03	1.10E-02	3.17E-02
Child	2.73E-03	1.64E-03	1.82E-03	2.04E-03	8.80E-03	9.33E-03	1.26E-02
Infant	1.77E-03	1.27E-03	1.24E-03	1.51E-03	3.86E-03	8.49E-03	3.59E-03

OFFSITE DOSE CALCULATION MANUAL

APPENDIX L  
GASEOUS EFFLUENT DOSE CONVERSION FACTORS

I-130 Gaseous release (mrem/Ci released)							
	Bone	Liver	T.Body	Thyroid	Kidney	Lung	GI-LLI
Adult	1.18E-03	1.47E-03	1.21E-03	3.84E-02	1.72E-03	1.03E-03	1.32E-03
Teen	1.22E-03	1.58E-03	1.25E-03	4.65E-02	1.88E-03	1.03E-03	1.35E-03
Child	1.31E-03	1.60E-03	1.32E-03	6.46E-02	1.88E-03	1.03E-03	1.24E-03
Infant	1.26E-03	1.53E-03	1.23E-03	5.77E-02	1.58E-03	1.03E-03	1.12E-03

I-131 Gaseous release (mrem/Ci released)							
	Bone	Liver	T.Body	Thyroid	Kidney	Lung	GI-LLI
Adult	1.84E-02	2.49E-02	1.56E-02	7.11E+00	4.03E-02	3.21E-03	8.86E-03
Teen	2.37E-02	3.19E-02	1.86E-02	8.39E+00	5.26E-02	3.21E-03	8.82E-03
Child	4.79E-02	4.82E-02	2.88E-02	1.49E+01	7.71E-02	3.21E-03	7.18E-03
Infant	6.66E-02	7.78E-02	3.60E-02	2.45E+01	9.04E-02	3.21E-03	5.86E-03

I-132 Gaseous release (mrem/Ci released)							
	Bone	Liver	T.Body	Thyroid	Kidney	Lung	GI-LLI
Adult	2.57E-04	3.05E-04	2.57E-04	2.82E-03	3.49E-04	2.31E-04	2.40E-04
Teen	2.67E-04	3.30E-04	2.67E-04	3.66E-03	3.88E-04	2.31E-04	2.60E-04
Child	2.79E-04	3.23E-04	2.74E-04	4.62E-03	3.73E-04	2.31E-04	3.04E-04
Infant	2.69E-04	3.11E-04	2.60E-04	4.07E-03	3.21E-04	2.31E-04	2.74E-04

I-133 Gaseous release (mrem/Ci released)							
	Bone	Liver	T.Body	Thyroid	Kidney	Lung	GI-LLI
Adult	9.40E-04	1.29E-03	7.12E-04	1.22E-01	1.91E-03	4.59E-04	1.11E-03
Teen	1.08E-03	1.51E-03	7.79E-04	1.49E-01	2.30E-03	4.59E-04	1.14E-03
Child	1.57E-03	1.82E-03	9.75E-04	2.56E-01	2.73E-03	4.59E-04	9.47E-04
Infant	1.61E-03	2.13E-03	9.48E-04	3.06E-01	2.42E-03	4.59E-04	7.17E-04

I-134 Gaseous release (mrem/Ci released)							
	Bone	Liver	T.Body	Thyroid	Kidney	Lung	GI-LLI
Adult	9.82E-05	1.23E-04	9.76E-05	7.60E-04	1.46E-04	8.36E-05	8.36E-05
Teen	1.04E-04	1.36E-04	1.03E-04	9.79E-04	1.67E-04	8.36E-05	8.41E-05
Child	1.10E-04	1.33E-04	1.06E-04	1.23E-03	1.58E-04	8.36E-05	1.05E-04
Infant	1.04E-04	1.26E-04	9.87E-05	1.09E-03	1.31E-04	8.36E-05	1.13E-04

I-135 Gaseous release (mrem/Ci released)							
	Bone	Liver	T.Body	Thyroid	Kidney	Lung	GI-LLI
Adult	5.34E-04	6.38E-04	5.32E-04	1.13E-02	7.38E-04	4.70E-04	6.00E-04
Teen	5.57E-04	6.93E-04	5.53E-04	1.52E-02	8.22E-04	4.70E-04	6.38E-04
Child	5.88E-04	6.80E-04	5.70E-04	1.95E-02	7.93E-04	4.70E-04	5.80E-04
Infant	5.60E-04	6.47E-04	5.35E-04	1.67E-02	6.68E-04	4.70E-04	5.13E-04

OFFSITE DOSE CALCULATION MANUAL

APPENDIX L  
GASEOUS EFFLUENT DOSE CONVERSION FACTORS

Cs-134		Gaseous release (mrem/Ci released)					
	Bone	Liver	T.Body	Thyroid	Kidney	Lung	GI-LLI
Adult	3.02E+00	5.41E+00	4.66E+00	1.29E+00	2.62E+00	1.73E+00	1.36E+00
Teen	4.02E+00	7.73E+00	4.28E+00	1.29E+00	3.33E+00	2.07E+00	1.37E+00
Child	7.49E+00	1.15E+01	3.43E+00	1.29E+00	4.44E+00	2.42E+00	1.34E+00
Infant	6.35E+00	1.07E+01	2.24E+00	1.29E+00	3.72E+00	2.28E+00	1.31E+00

Cs-134m		Gaseous release (mrem/Ci released)					
	Bone	Liver	T.Body	Thyroid	Kidney	Lung	GI-LLI
Adult	8.85E-06	1.18E-05	9.08E-06	5.96E-06	9.28E-06	6.50E-06	7.40E-06
Teen	9.95E-06	1.39E-05	1.02E-05	5.96E-06	1.06E-05	6.79E-06	9.63E-06
Child	1.13E-05	1.34E-05	1.11E-05	5.96E-06	1.01E-05	6.66E-06	1.26E-05
Infant	1.02E-05	1.26E-05	9.49E-06	5.96E-06	8.66E-06	6.60E-06	9.64E-06

Cs-136		Gaseous release (mrem/Ci released)					
	Bone	Liver	T.Body	Thyroid	Kidney	Lung	GI-LLI
Adult	4.97E-02	1.13E-01	8.92E-02	2.82E-02	7.54E-02	3.47E-02	3.77E-02
Teen	5.85E-02	1.47E-01	1.08E-01	2.82E-02	9.31E-02	3.85E-02	3.77E-02
Child	9.21E-02	2.04E-01	1.42E-01	2.82E-02	1.22E-01	4.22E-02	3.44E-02
Infant	1.20E-01	2.97E-01	1.29E-01	2.82E-02	1.36E-01	5.02E-02	3.23E-02

Cs-137		Gaseous release (mrem/Ci released)					
	Bone	Liver	T.Body	Thyroid	Kidney	Lung	GI-LLI
Adult	4.42E+00	5.34E+00	4.16E+00	1.93E+00	3.09E+00	2.31E+00	2.00E+00
Teen	6.05E+00	7.40E+00	3.84E+00	1.93E+00	3.79E+00	2.65E+00	2.01E+00
Child	1.17E+01	1.13E+01	3.31E+00	1.93E+00	4.97E+00	3.02E+00	1.99E+00
Infant	9.68E+00	1.10E+01	2.57E+00	1.93E+00	4.36E+00	2.92E+00	1.96E+00

Cs-138		Gaseous release (mrem/Ci released)					
	Bone	Liver	T.Body	Thyroid	Kidney	Lung	GI-LLI
Adult	7.47E-05	8.12E-05	7.45E-05	6.72E-05	7.81E-05	6.83E-05	6.72E-05
Teen	7.77E-05	8.66E-05	7.73E-05	6.72E-05	8.22E-05	6.90E-05	6.72E-05
Child	8.15E-05	8.62E-05	7.98E-05	6.72E-05	8.13E-05	6.87E-05	7.33E-05
Infant	7.86E-05	8.49E-05	7.62E-05	6.72E-05	7.65E-05	6.87E-05	8.70E-05

Ba-139		Gaseous release (mrem/Ci released)					
	Bone	Liver	T.Body	Thyroid	Kidney	Lung	GI-LLI
Adult	2.00E-05	2.00E-05	2.00E-05	2.00E-05	2.00E-05	1.05E-04	4.03E-05
Teen	2.00E-05	2.00E-05	2.00E-05	2.00E-05	2.00E-05	1.66E-04	1.66E-04
Child	2.00E-05	2.00E-05	2.00E-05	2.00E-05	2.00E-05	1.51E-04	1.33E-03
Infant	2.00E-05	2.00E-05	2.00E-05	2.00E-05	2.00E-05	1.55E-04	1.18E-03

OFFSITE DOSE CALCULATION MANUAL

APPENDIX L  
GASEOUS EFFLUENT DOSE CONVERSION FACTORS

Ba-140		Gaseous release (mrem/Ci released)					
	Bone	Liver	T.Body	Thyroid	Kidney	Lung	GI-LLI
Adult	3.11E-02	3.86E-03	5.62E-03	3.83E-03	3.84E-03	3.27E-02	6.32E-02
Teen	3.40E-02	3.87E-03	5.77E-03	3.83E-03	3.84E-03	4.99E-02	5.36E-02
Child	6.42E-02	3.88E-03	7.35E-03	3.83E-03	3.85E-03	4.34E-02	3.59E-02
Infant	1.61E-02	3.84E-03	4.46E-03	3.83E-03	3.83E-03	4.00E-02	7.40E-03

Ba-141		Gaseous release (mrem/Ci released)					
	Bone	Liver	T.Body	Thyroid	Kidney	Lung	GI-LLI
Adult	7.82E-06	7.82E-06	7.82E-06	7.82E-06	7.82E-06	5.17E-05	7.82E-06
Teen	7.82E-06	7.82E-06	7.82E-06	7.82E-06	7.82E-06	8.23E-05	7.82E-06
Child	7.82E-06	7.82E-06	7.82E-06	7.82E-06	7.82E-06	7.40E-05	1.41E-05
Infant	7.82E-06	7.82E-06	7.82E-06	7.82E-06	7.82E-06	7.51E-05	1.15E-04

Ba-142		Gaseous release (mrem/Ci released)					
	Bone	Liver	T.Body	Thyroid	Kidney	Lung	GI-LLI
Adult	8.40E-06	8.40E-06	8.40E-06	8.40E-06	8.40E-06	3.54E-05	8.40E-06
Teen	8.40E-06	8.40E-06	8.40E-06	8.40E-06	8.40E-06	5.17E-05	8.40E-06
Child	8.40E-06	8.40E-06	8.40E-06	8.40E-06	8.40E-06	4.56E-05	8.46E-06
Infant	8.40E-06	8.40E-06	8.40E-06	8.40E-06	8.40E-06	4.36E-05	2.41E-05

La-140		Gaseous release (mrem/Ci released)					
	Bone	Liver	T.Body	Thyroid	Kidney	Lung	GI-LLI
Adult	3.61E-03	3.60E-03	3.60E-03	3.60E-03	3.60E-03	6.68E-03	2.77E-02
Teen	3.61E-03	3.61E-03	3.60E-03	3.60E-03	3.60E-03	8.46E-03	2.42E-02
Child	3.62E-03	3.61E-03	3.60E-03	3.60E-03	3.60E-03	7.74E-03	1.46E-02
Infant	3.61E-03	3.61E-03	3.60E-03	3.60E-03	3.60E-03	7.41E-03	5.53E-03

La-142		Gaseous release (mrem/Ci released)					
	Bone	Liver	T.Body	Thyroid	Kidney	Lung	GI-LLI
Adult	1.38E-04	1.38E-04	1.38E-04	1.38E-04	1.38E-04	2.81E-04	1.86E-04
Teen	1.38E-04	1.38E-04	1.38E-04	1.38E-04	1.38E-04	3.68E-04	4.10E-04
Child	1.38E-04	1.38E-04	1.38E-04	1.38E-04	1.38E-04	3.35E-04	1.86E-03
Infant	1.38E-04	1.38E-04	1.38E-04	1.38E-04	1.38E-04	3.24E-04	1.49E-03

Ce-141		Gaseous release (mrem/Ci released)					
	Bone	Liver	T.Body	Thyroid	Kidney	Lung	GI-LLI
Adult	3.05E-03	2.89E-03	2.59E-03	2.56E-03	2.71E-03	1.08E-02	1.02E-01
Teen	3.25E-03	3.02E-03	2.61E-03	2.56E-03	2.78E-03	1.65E-02	1.07E-01
Child	3.57E-03	3.06E-03	2.63E-03	2.56E-03	2.78E-03	1.49E-02	8.07E-02
Infant	3.19E-03	2.94E-03	2.60E-03	2.56E-03	2.68E-03	1.43E-02	3.86E-03

OFFSITE DOSE CALCULATION MANUAL

APPENDIX L  
GASEOUS EFFLUENT DOSE CONVERSION FACTORS

Ce-143 Gaseous release (mrem/Ci released)							
	Bone	Liver	T.Body	Thyroid	Kidney	Lung	GI-LLI
Adult	4.38E-04	5.76E-04	4.33E-04	4.33E-04	4.35E-04	2.24E-03	1.08E-02
Teen	4.40E-04	5.67E-04	4.34E-04	4.33E-04	4.35E-04	3.39E-03	1.01E-02
Child	4.42E-04	6.17E-04	4.34E-04	4.33E-04	4.35E-04	3.05E-03	5.94E-03
Infant	4.40E-04	4.50E-04	4.34E-04	4.33E-04	4.35E-04	3.07E-03	1.63E-03

Ce-144 Gaseous release (mrem/Ci released)							
	Bone	Liver	T.Body	Thyroid	Kidney	Lung	GI-LLI
Adult	9.69E-02	4.80E-02	1.75E-02	1.30E-02	3.38E-02	1.89E-01	2.10E+00
Teen	1.34E-01	6.29E-02	1.95E-02	1.30E-02	4.28E-02	3.16E-01	2.47E+00
Child	1.90E-01	6.83E-02	2.25E-02	1.30E-02	4.37E-02	2.84E-01	1.92E+00
Infant	8.57E-02	4.06E-02	1.70E-02	1.30E-02	2.53E-02	2.36E-01	3.32E-02

Pr-143 Gaseous release (mrem/Ci released)							
	Bone	Liver	T.Body	Thyroid	Kidney	Lung	GI-LLI
Adult	2.25E-04	9.01E-05	1.11E-05	0.00E+00	5.19E-05	6.36E-03	6.00E-02
Teen	3.17E-04	1.26E-04	1.57E-05	0.00E+00	7.32E-05	1.10E-02	5.06E-02
Child	4.47E-04	1.34E-04	2.21E-05	0.00E+00	7.27E-05	9.81E-03	3.32E-02
Infant	3.17E-04	1.19E-04	1.58E-05	0.00E+00	4.48E-05	9.81E-03	8.80E-04

Pr-144 Gaseous release (mrem/Ci released)							
	Bone	Liver	T.Body	Thyroid	Kidney	Lung	GI-LLI
Adult	3.44E-07	3.44E-07	3.43E-07	3.43E-07	3.44E-07	2.34E-05	3.43E-07
Teen	3.44E-07	3.44E-07	3.43E-07	3.43E-07	3.44E-07	4.01E-05	3.43E-07
Child	3.45E-07	3.44E-07	3.43E-07	3.43E-07	3.44E-07	3.58E-05	4.80E-06
Infant	3.44E-07	3.44E-07	3.43E-07	3.43E-07	3.44E-07	3.68E-05	9.74E-05

Nd-147 Gaseous release (mrem/Ci released)							
	Bone	Liver	T.Body	Thyroid	Kidney	Lung	GI-LLI
Adult	1.70E-03	1.72E-03	1.58E-03	1.57E-03	1.66E-03	6.58E-03	4.18E-02
Teen	1.76E-03	1.77E-03	1.58E-03	1.57E-03	1.69E-03	1.00E-02	3.34E-02
Child	1.83E-03	1.78E-03	1.59E-03	1.57E-03	1.69E-03	9.01E-03	2.13E-02
Infant	1.75E-03	1.76E-03	1.58E-03	1.57E-03	1.64E-03	8.87E-03	2.30E-03

Eu-152 Gaseous release (mrem/Ci released)							
	Bone	Liver	T.Body	Thyroid	Kidney	Lung	GI-LLI
Adult	5.62E+00	5.59E+00	5.58E+00	5.57E+00	5.64E+00	5.64E+00	5.99E+00
Teen	5.63E+00	5.59E+00	5.59E+00	5.57E+00	5.64E+00	5.67E+00	5.95E+00
Child	5.65E+00	5.59E+00	5.59E+00	5.57E+00	5.63E+00	5.65E+00	5.83E+00
Infant	5.60E+00	5.58E+00	5.58E+00	5.57E+00	5.59E+00	5.62E+00	5.57E+00

OFFSITE DOSE CALCULATION MANUAL

APPENDIX L  
GASEOUS EFFLUENT DOSE CONVERSION FACTORS

W-187 Gaseous release (mrem/Ci released)							
	Bone	Liver	T.Body	Thyroid	Kidney	Lung	GI-LLI
Adult	4.49E-04	4.48E-04	4.44E-04	4.42E-04	4.42E-04	1.10E-03	6.00E-03
Teen	4.49E-04	4.48E-04	4.44E-04	4.42E-04	4.42E-04	1.52E-03	6.04E-03
Child	4.55E-04	4.50E-04	4.45E-04	4.42E-04	4.42E-04	1.37E-03	3.62E-03
Infant	4.45E-04	4.44E-04	4.42E-04	4.42E-04	4.42E-04	1.34E-03	1.36E-03

U-235 Gaseous release (mrem/Ci released)							
	Bone	Liver	T.Body	Thyroid	Kidney	Lung	GI-LLI
Adult	1.52E+01	1.07E+00	1.93E+00	1.07E+00	4.36E+00	9.96E+00	2.28E+00
Teen	2.35E+01	1.07E+00	2.44E+00	1.07E+00	6.33E+00	1.64E+01	2.52E+00
Child	5.28E+01	1.07E+00	4.20E+00	1.07E+00	9.56E+00	1.47E+01	2.21E+00
Infant	5.48E+00	1.07E+00	1.40E+00	1.07E+00	1.99E+00	1.15E+01	1.12E+00

U-238 Gaseous release (mrem/Ci released)							
	Bone	Liver	T.Body	Thyroid	Kidney	Lung	GI-LLI
Adult	1.35E+01	3.99E-03	8.04E-01	3.99E-03	3.09E+00	8.31E+00	8.54E-01
Teen	2.15E+01	3.99E-03	1.28E+00	3.99E-03	4.93E+00	1.43E+01	1.03E+00
Child	4.95E+01	3.99E-03	2.94E+00	3.99E-03	7.93E+00	1.28E+01	8.04E-01
Infant	4.22E+00	3.99E-03	3.09E-01	3.99E-03	8.62E-01	9.71E+00	3.95E-02

Np-239 Gaseous release (mrem/Ci released)							
	Bone	Liver	T.Body	Thyroid	Kidney	Lung	GI-LLI
Adult	3.26E-04	3.21E-04	3.20E-04	3.20E-04	3.22E-04	1.17E-03	8.40E-03
Teen	3.28E-04	3.21E-04	3.20E-04	3.20E-04	3.22E-04	1.79E-03	7.24E-03
Child	3.31E-04	3.21E-04	3.21E-04	3.20E-04	3.22E-04	1.64E-03	4.32E-03
Infant	3.28E-04	3.21E-04	3.20E-04	3.20E-04	3.22E-04	1.67E-03	8.89E-04

Am-241 Gaseous release (mrem/Ci released)							
	Bone	Liver	T.Body	Thyroid	Kidney	Lung	GI-LLI
Adult	1.95E+02	6.94E+01	1.31E+01	1.97E-01	9.74E+01	1.12E+01	1.27E+00
Teen	2.06E+02	7.93E+01	1.40E+01	1.97E-01	1.04E+02	1.92E+01	1.48E+00
Child	1.65E+02	7.44E+01	1.19E+01	1.97E-01	7.24E+01	1.71E+01	1.20E+00
Infant	5.86E+01	2.70E+01	4.35E+00	1.97E-01	2.54E+01	1.31E+01	1.99E-01

OFFSITE DOSE CALCULATION MANUAL

ACTIVITY RELEASED TO DOSE CONVERSION FACTORS FOR NOBLE GASES

RADIONUCLIDE	TOTAL BODY DOSE (mrem/Ci)	SKIN DOSE (mrem/Ci)	GAMMA AIR DOSE (mrad/Ci)	BETA AIR DOSE (mrad/Ci)
Kr-83m	1.71E-09	4.81E-07	4.37E-07	6.53E-06
Kr-85m	2.65E-05	6.37E-05	2.79E-05	4.46E-05
Kr-85	3.65E-07	3.08E-05	3.90E-07	4.42E-05
Kr-87	1.34E-04	3.74E-04	1.40E-04	2.33E-04
Kr-88	3.33E-04	4.33E-04	3.44E-04	6.64E-05
Kr-89	3.76E-04	6.60E-04	3.92E-04	2.40E-04
Kr-90	3.53E-04	5.71E-04	3.69E-04	1.77E-04
Xe-131m	2.07E-06	1.47E-05	3.53E-06	2.51E-05
Xe-133m	5.69E-06	3.07E-05	7.41E-06	3.35E-05
Xe-133	6.66E-06	1.57E-05	8.00E-06	2.38E-05
Xe-135m	7.07E-05	9.98E-05	7.61E-05	1.67E-05
Xe-135	4.10E-05	9.00E-05	4.35E-05	5.57E-05
Xe-137	3.22E-05	3.14E-04	3.42E-05	2.88E-04
Xe-138	2.00E-04	3.23E-04	2.09E-04	1.08E-04
Ar-41	2.00E-04	2.93E-04	2.11E-04	7.43E-05