

# **2020 Annual Groundwater Monitoring Report For the F- and H-Area Radioactive Liquid Waste Tank Farms (U)**

**SEMS Number: 23 & 89**

**SRNS-RP-2021-00401**

**Revision 0**

**March 2021**

TPK  
3/23/21



**DISCLAIMER**

**This document was prepared in conjunction with work accomplished under Contract No. DE-AC09-08SR22470 with the U.S. Department of Energy.**

**This work was prepared under an agreement with and funded by the U.S. Government. Neither the U.S. Government or its employees, nor any of its contractors, subcontractors or their employees, makes any express or implied: 1. warranty or assumes any legal liability for the accuracy, completeness, or for the use or results of such use of any information, product, or process disclosed; or 2. representation that such use or results of such use would not infringe privately owned rights; or 3. endorsement or recommendation of any specifically identified commercial product, process, or service. Any views and opinions of authors expressed in this work do not necessarily state or reflect those of the United States Government, or its contractors, or subcontractor.**

**Printed in the United States of America**

***Prepared for*  
U.S. Department of Energy  
and  
Savannah River Nuclear Solutions, LLC  
Aiken, South Carolina**

## TABLE OF CONTENTS

<u>Section</u>	<u>Page</u>
LIST OF TABLES .....	III
LIST OF FIGURES .....	IV
LIST OF APPENDICES.....	IV
LIST OF ABBREVIATIONS AND ACROYNMS.....	V
1.0 INTRODUCTION .....	1
2.0 SETTING .....	2
3.0 GROUNDWATER MONITORING AT F-AREA TANK FARM.....	3
4.0 GROUNDWATER MONITORING AT H-AREA TANK FARM .....	8
5.0 CONCLUSION .....	11
6.0 REFERENCE .....	13

## LIST OF TABLES

<u>Table</u>	<u>Page</u>
Table 1. Wells Included in the FTF and HTF Groundwater Monitoring Programs.....	33
Table 2a. Summary of 2020 Monitoring Results for the F-Area Tank Farm .....	35
Table 2b. Summary of Historical Groundwater Monitoring Results for the F-Area Tank Farm (2003 - 2015) .....	35
Table 3a. Summary of 2020 Monitoring Results for the H-Area Tank Farm.....	36
Table 3b. Summary of Historical Groundwater Monitoring Results for the H-Area Tank Farm (2003 – 2015).....	36

## LIST OF FIGURES

Figure 1.	Locations of the F-Area and H-Area Tank Farms .....	14
Figure 2.	Lithostratigraphic and Hydrostratigraphic Units at the F-Area and H-Area Tank Farms .....	15
Figure 3.	Surface and Groundwater Flow at the General Separations Area.....	16
Figure 4.	Location of Wells for the FTF Groundwater Monitoring Network .....	17
Figure 5.	Potentiometric Surface and Groundwater Flow Directions at the FTF .....	18
Figure 6.	Water Elevation (ft msl) for the UAZ of the UTRA during the Third Quarter of 2020 .....	19
Figure 7.	Water Elevation (ft msl) for the LAZ of the UTRA during the Third Quarter of 2020 .....	20
Figure 8.	Manganese Concentrations in Wells at F-Tank Farm.....	21
Figure 9.	Nonvolatile Beta Results (pCi/L) for the FTF in 2020 .....	22
Figure 10.	Nonvolatile Beta Results (pCi/L) for wells FTF 20 and FTF 12R.....	23
Figure 11.	Hydrogen Ion in the LAZ at FTF.....	24
Figure 12.	Nonvolatile Beta Results for General Separations Area Western Groundwater Operable Unit.....	25
Figure 13.	Nonvolatile Beta and Technetium-99 Concentrations for FTF 28.....	26
Figure 14.	Location of Wells for the HTF Groundwater Monitoring Network .....	27
Figure 15.	Water Elevation (ft above msl) for the UAZ of the UTRA during the Third Quarter of 2020.....	28
Figure 16.	Water Elevation (ft above msl) for the LAZ of the UTRA during the Third Quarter of 2020.....	29
Figure 17.	Water Elevation (ft above msl) for the GAU during the Third Quarter of 2020 .....	30
Figure 18.	Tritium Results (pCi/mL) for HAA 12 Wells .....	31
Figure 19.	2020 Tritium Results (pCi/mL) for the UTRA at the HTF .....	32

## LIST OF APPENDICES

<u>Appendix</u>	<u>Page</u>
Appendix A	2020 Sample Results for F-Area Tank Farm .....A-1
Appendix B	2020 Sample Results for H-Area Tank Farm .....B-1

## LIST OF ABBREVIATIONS AND ACROYNMS

~	approximate, approximately
ft	feet, foot
FIPSL	F-Area Inactive Process Sewer Line
FTF	F-Area Tank Farm
GAU	Gordon Aquifer Unit
GCU	Gordon Confining Unit
GSA	General Separations Area
HIPSL	H-Area Inactive Process Sewer Line
HTF	H-Area Tank Farm
in.	inch
LAZ	Lower Aquifer Zone
µg/L	microgram per liter
MCL	Maximum Contaminant Level
MDL	Method Detection Limit
mg/L	milligram per liter
msl	mean sea level
OU	Operable Unit
pCi/L	picocurie per liter
pCi/mL	picocurie per milliliter
RCRA	Resource Conservation and Recovery Act
ROD	Record of Decision
RPD	Relative Percent Difference
RSL	Regional Screening Level
SAP	Sampling Analysis Plan
SCDHEC	South Carolina Department of Health and Environmental Control
SQL	Sample Quantitation Limit
SRNS	Savannah River Nuclear Solutions
SRR	Savannah River Remediation
SRS	Savannah River Site
UAZ	Upper Aquifer Zone
USDOE	United States Department of Energy
USEPA	United States Environmental Protection Agency
UTRA	Upper Three Runs Aquifer

**This page intentionally left blank.**

## 1.0 INTRODUCTION

This report presents the results of groundwater monitoring at the F-Area and H-Area Radioactive Liquid Waste Tank Farms for calendar year 2020. As required by the Consolidated General Closure Plan for F-Area and H-Area Waste Tank Systems (SRR 2017), groundwater sampling will be conducted during the interim period from the time individual waste tanks and ancillary equipment are removed from service, through post-closure groundwater monitoring as defined in final Record of Decision (ROD) documents for the F-Area Tank Farm (FTF) and H-Area Tank Farm (HTF) Operable Units (OUs). In December 2012, the United States Environmental Protection Agency (USEPA) and the South Carolina Department of Health and Environmental Control (SCDHEC) approved new Sampling and Analysis Plans (SAPs) for both FTF and HTF. The approved *F-Area Tank Farm Groundwater Sampling and Analysis Plan* (SRNS 2012a) and the *H-Area Tank Farm Groundwater Monitoring Plan and Sampling and Analysis Plan* (SRNS 2012b) provide specific details of the groundwater monitoring programs. During scoping of the monitoring strategy and development of the sampling plans, the United States Department of Energy (USDOE), USEPA, and SCDHEC identified gaps in the existing well coverage. Subsequently, new wells were installed at agreed upon locations at both the FTF and HTF to address as many data gaps as possible. Placement of additional wells is currently limited by existing active utilities and operating facilities, and additional well installation will not be possible until closure of the FTF and HTF.

In 2020, Savannah River Site (SRS) performed sampling according to the SAPs for the FTF and HTF. SRS collected samples during the first and third quarters of calendar year 2020 for 12 of 13 wells at the FTF and all 46 wells at the HTF. During both sampling events, FTF background well FBG 1D was dry. Table 1 provides a list of wells sampled for each facility's monitoring program.

During 2020, SRS recorded 55.73 inches (in.) of precipitation as measured at the H-Area weather station. This amount of precipitation was greater than the 30-year average (47.24 in. per year) and is considered above normal rainfall for SRS (SRNL 2021). The FTF average groundwater elevations for the Upper Aquifer Zone (UAZ) and Lower Aquifer Zone (LAZ) are approximately (~) 221- and 211-feet (ft) above mean sea level (msl), respectively. In 2020, FTF groundwater elevations for the UAZ were ~2-ft above average levels and groundwater elevations for the LAZ were ~3-ft above average levels. At the HTF, average groundwater elevations for the UAZ and LAZ are ~269- and 252-ft above msl, respectively. In 2020, HTF UAZ groundwater elevations were ~2-ft above average levels and groundwater elevations for the LAZ were ~3-ft above average levels.

Overall, the monitoring results, presented in Attachments A and B, are similar to those from past years. In 2020, results indicated no new releases to groundwater. Water level measurements and flow paths were similar to those from past years.

## **2.0 SETTING**

The SRS lies in the Atlantic Coastal Plain, a southeast-dipping wedge of unconsolidated and semi-consolidated sediment, which extends from its contact with the Piedmont at the Fall Line to the continental shelf edge. At SRS, coastal plain sediments thicken from ~700 ft at the northwest boundary to ~1,400 ft at the southeast boundary and form a series of aquifers and confining units. At the FTF and HTF, shallow groundwater occurs within the Floridan Aquifer System and flows toward streams and swamps. Horizontal and vertical movement of the groundwater is controlled by the depth to which local streams cut into the sediments. The valleys of smaller perennial streams such as Fourmile Branch and Crouch Branch allow discharge from the shallow water table aquifer while larger streams like Upper Three Runs receive discharge from deeper aquifers. Figure 1 shows the location of the tank farms along with topographic and hydrologic features.

The FTF and HTF reside on coastal plain sediments consisting of alternating sequences of sands, silts, and clays. The Upper Three Runs Aquifer (UTRA) is the shallowest aquifer beneath the tank farms. A semi-continuous confining unit called the Tan Clay Confining Zone divides the UTRA into the UAZ and the LAZ. The water table occurs in the UAZ at both tank farms. A more continuous aquitard, the Gordon Confining Unit (GCU), underlies the UTRA and confines the Gordon Aquifer Unit (GAU). Figure 2 depicts the regional lithostratigraphic units and their corresponding hydrostratigraphic units.

The tank farms are located between two surface streams, Upper Three Runs and Fourmile Branch. A groundwater divide is present beneath both tank farms and shallow groundwater flow roughly mirrors surface topography flowing “radially” outward toward both Upper Three Runs and Fourmile Branch. At the divide, groundwater tends to migrate downward and slightly away from the divide until the horizontal gradient becomes more dominant and results in water flowing toward the streams. Figure 3 illustrates groundwater flow at the divide using a conceptual cross section. The divide does not affect groundwater in the deeper GAU, which flows northwest to Upper Three Runs.



### 3.0 GROUNDWATER MONITORING AT F-AREA TANK FARM

The groundwater monitoring plan for the FTF includes sampling twice per year of a network of thirteen monitoring wells. The well network is located around the downgradient perimeter of the FTF and includes wells screened in the UAZ (7) and LAZ (4) and two background wells (UAZ and LAZ). The network of thirteen wells provides coverage to detect any contaminant releases that may occur at the FTF. Figure 4 shows the monitoring locations. Figure 5 illustrates the groundwater flow directions and regional water levels.

In 2020, SRS sampled 12 of 13 FTF monitoring wells in the first and third calendar quarters. All the wells were sampled as scheduled except for the UAZ background well FBG 1D. Despite above average rainfall and water elevations rising into the UAZ over the past few years, FBG 1D has not produced enough water to be sampled since it was installed in 2012. The water table is thin in the area of well FBG 1D and even though the well screen is located at the bottom of the aquifer, not enough water was present to collect for sampling in either quarter after repeated attempts. However, samples were successfully collected from LAZ background well FBG 1C. SRS is evaluating alternate locations for the installation of a new UAZ background well. The alternate location will be discussed with SCDHEC and EPA before installation. Figures 6 and 7 provide the 2020 water level maps from the third quarter of 2020 for the UAZ and LAZ, respectively.

As required by the SAP, samples were analyzed for gross alpha, nonvolatile beta, tritium, nitrate-nitrite, cadmium, chromium, manganese, and sodium. In addition, technetium-99 was analyzed to provide information on known technetium-99 in the groundwater. The constituents for monitoring were selected based on the most prominent chemical and radiological species present in the FTF during operations, waste removal, and tank closure activities, as well as constituents known to be present from previous groundwater sampling. As provided in the SAP, SRS performs contingent analyses for specific radionuclides if screening results for gross alpha or nonvolatile beta exceed trigger levels of 15 picocuries per liter (pCi/L) and 50 pCi/L, respectively. Consistent with previous years, wells FTF 28 and FTF 12R exceeded the screening trigger level for nonvolatile beta in 2020 and contingency analyses were performed. The results of the contingency analyses are discussed in more detail below.

Attachment A contains the laboratory results and field measurements for FTF monitoring wells including field duplicates, split samples, and laboratory duplicate samples. All data were verified and validated, while at least 10% of the data received supplemental validation to meet the more stringent definitive-level data criteria. Table 2a provides a summary of the 2020 monitoring results and for comparison, a summary of historical monitoring results is provided in Table 2b.

Overall, the monitoring results are similar to those from previous years. Laboratory results indicate low concentrations of nitrate-nitrite, nonvolatile beta, and tritium in most wells, consistent with past results. In addition, manganese and sodium, which are naturally occurring in aquifer sediments at SRS, were also detected in nearly every well. Results for specific constituents are discussed in more detail.

### Nitrate-nitrite

Nitrate-nitrite was detected in every well at the FTF. Consistent with past results, concentrations of nitrate-nitrite in groundwater at the FTF are very low and less than the maximum contaminant level (MCL) (10 milligram per liter [mg/L]) for nitrate in all samples. The maximum concentration was 8.41 mg/L and occurred in the LAZ background well FBG 1C.

### Tritium

Tritium was below the MCL (20 picocuries per milliliter [pCi/mL]) in every well at the FTF. Although below the MCL, tritium was detected in 28 out of 29 samples. The maximum tritium result from the wells sampled at the FTF was 6.27 pCi/mL in well FTF 12R. SRS will continue to monitor and evaluate tritium at the FTF.

### Gross Alpha

Gross alpha was above the SQL in only 11 of 31 samples. The maximum result for gross alpha was 7.33 pCi/L at FTF 20. No results exceeded the trigger level of 15 pCi/L, so no analysis for specific radionuclides was done at the FTF. In 2020, gross alpha concentrations were low and consistent with previous results at the FTF.

### Cadmium and Chromium

All results for cadmium were qualified “U” or “J” meaning the constituent was either not detected or tentatively identified but the result was below the SQL and thus cannot be accurately quantified. The majority of the chromium results were non-detect and only one result was above the SQL. The maximum result for cadmium was 0.52 micrograms per liter (µg/L) at background well FBG 1C and did not exceed the MCL (5 µg/L). The maximum concentration of chromium was measured at UAZ well FTF 30D (46.1 µg/L) and was well below the MCL of 100 µg/L. The 2020 results for cadmium and chromium are consistent with results from previous years at the FTF.

### Manganese and Sodium

Manganese and sodium are naturally occurring in the aquifer sediments at SRS. In 2020, manganese was below the drinking water regional screening level (RSL) (430 µg/L) at all wells with a maximum concentration of 229 µg/L at well FTF 9R. The concentration at FTF 9R was significantly lower than 2013 and 2014 maximum results (2,060 µg/L and 697 µg/L, respectively). Only one other well (FTF 30D, 156 µg/L) exceeded the background level of manganese 113 µg/L measured at FBG 1C.

Historically, manganese was initially elevated in the new wells installed during 2012. In most cases, the maximum concentration occurred shortly after the well was installed. Figure 8 shows decreasing concentrations of manganese after installation for most of the new wells. SRS believes the downward trend in manganese concentration is due to improved well development over time caused by purging during sample collection. The reductions in manganese appear unrelated to

turbidity because turbidity values have been less than 15 nephelometric turbidity units in every well except for FTF 30D. The time trend graph in Figure 8 shows that manganese concentrations in all the new wells have decreased to below the RSL.

Sodium levels were the highest at wells FTF 19 and FTF 22. The maximum sodium concentration was 39,300 µg/L at FTF 19. Background concentrations for sodium were also higher than most of the other monitoring wells, which averaged ~4,980 µg/L. There is no MCL or RSL for sodium.

### Nonvolatile Beta

Nonvolatile beta was detected in 28 of 31 samples. However, only 6 of the 28 detections exceeded the screening level of 50 pCi/L, with four from well FTF 28 and two from well FTF 12R. In 2020, levels at FTF 28 ranged from 548 pCi/L to the maximum of 717 pCi/L. At FTF 12R, prior to 2014, nonvolatile beta has been below 50 pCi/L in previous samples. However, since 2014, nonvolatile beta levels in FTF 12R have ranged from 51.7 pCi/L to 370 pCi/L. In 2020, the first and third quarter results for nonvolatile beta at well FTF 12R were 78.6 pCi/L and 54.9 pCi/L, respectively. Contingent analyses (e.g., beta/gamma speciation) were performed on samples from FTF 28 and FTF 12R to determine the isotope(s) responsible for the beta concentration. The results of the contingent analyses are discussed below.

In 2019, the first quarter results for nonvolatile beta at wells FTF 12R and FTF 20 were 13.7 pCi/L and 108 pCi/L, respectively. The 1Q19 results for these wells appear as though they may have been swapped, meaning the result of 13.7 pCi/L belongs to well FTF 20 and the result of 108 pCi/L belongs to well FTF 12R. The results from subsequent sampling events continue to support this as the results at FTF 20 from third quarter 2019 and first and third quarter 2020 have all been lower than the previous maximum result of 19.7 pCi/L at. A time series plot has been included in Figure 10 to show the historical nonvolatile beta trends and the results in question at FTF 12R and FTF 20.

The 2020 monitoring continues to indicate the existence of a nonvolatile beta plume in both the UAZ (FTF 12R) and the LAZ (FTF 28 and FSL 11C) downgradient of the FTF. The plume extends from FTF 28/12R to the southwest through well FSL 11C for ~3,000 ft. As reported in previous years, leaks from the F-Area Inactive Process Sewer Line (FIPSL) are a likely source of the plume. Acidic wastewater containing beta-emitting isotopes including technetium-99, leaked in the area near FTF 28. Due to the acidic nature of the wastewater, it is expected that groundwater near the release would also be acidic. In 2020, groundwater in the LAZ beneath the FTF had an average pH of 5.68. As shown in Figure 11, the hydrogen ion content at FTF 28 has been elevated in the past compared to nearby wells in the same aquifer and thus the pH is lower (pH 5.17) indicating that FTF 28 has likely been impacted by the FIPSL. Figure 9 illustrates the approximate extent of the nonvolatile beta plume near the FTF.

Other potential sources of the plume include past releases and contamination areas within the FTF facility boundary (SRNS 2012a). Placement of additional future wells to accurately identify the source of the plume is limited by existing active utilities and operating facilities. Additional well installation will not be practicable until closure of the FTF (including closure of the F-Area High

Level Waste Tanks). If contamination in the groundwater is thought to represent a threat to surface water resources, the Core Team will reconvene to determine if early response actions are required.

Groundwater within the western portion of the General Separations Area (GSA) encompasses the FTF Area OU and is monitored under the FTF Area OU, the GSA Western Groundwater OU, and the monitoring program for the RCRA permitted F-Area Hazardous Waste Management Facility Inactive Process Sewer Line. The width and extent of the nonvolatile beta plume down gradient of the FTF is covered by the GSA Western Groundwater OU and shows that technetium-99 and nonvolatile beta do not represent a threat to surface water (Figure 12), which includes additional wells FSL 4D, FSL 5D, FSL 6D, FSL 7D, FSL 11C, BRR 1D, BRR 6C, BRR 6D, BRR 7C, FGW012D, FGW012C, FGW023 and FGW024.

Contingency analyses were performed for FTF 28 and FTF 12R. The additional analyses are provided in Attachment A. The only constituents detected were bismuth-214 (311 pCi/L), lead-214 (350 pCi/L), potassium-40 (80.1 J pCi/L), radium-226 (1.14 J pCi/L) and technetium-99 (1,700 pCi/L). Radium and strontium were below their respective MCLs.

The elevated levels of bismuth-214 and lead-214 measured in wells FTF 12R and FTF 28 indicate the decay of radium-226 into radon-222. Radium-226, radon-222, and their daughter products (e.g. bismuth-214 and lead-214) are naturally-occurring radionuclides that commonly occur in coastal plain groundwater (Stone 2005). The decay of radon daughter products produces elevated levels of beta radiation associated with the decay of bismuth-214 and lead-214. Although these elevated levels of beta radiation are present, they should not contribute to the nonvolatile beta results. All of the radon-222 present in the sample from the decay of radium-226 is volatilized when the sample is evaporated onto the planchet. Whatever concentrations of bismuth-214 and lead-214 (from the decay of radon-222) are deposited on the planchet will decay away rapidly before the sample is analyzed and thus do not contribute to the nonvolatile beta result. The half-lives of lead-214 and bismuth-214 are 27 and 20 minutes, respectively. Thus, the nonvolatile beta observed at FTF 12R and FTF 28 appears to be attributed mainly to technetium-99. It is not uncommon for the technetium-99 results to be higher than the nonvolatile beta results for the same samples, as some technetium-99 is volatilized by the drying step in the nonvolatile beta analytical method. In contrast, the technetium-99 analytical method does not include a drying step, thus avoiding any volatilization of technetium-99.

In 2020, iodine-129 was detected at FTF 19. Iodine-129 has been detected at FTF 19 in the past, however the result (1.53 J pCi/L) was “J” qualified because it was below the SQL. Iodine-129 has previously been detected at three wells (FTF 19, FTF 28, and FTF 12R) but is predominantly below detection limits. In groundwater, detecting the presence of iodine-129 at levels near the MCL is a challenge because the MCL of 1 pCi/L is very low and near the analytical method detection limit (MDL) of the contracted laboratories. For example, at FTF 28, the average MDL over the past ten years was 0.95 pCi/L (51 samples). Although this average is less than the MCL, some samples had MDLs greater than the MCL up to a maximum MDL of 1.44 pCi/L. Based on years of groundwater monitoring at SRS, if iodine-129 is present, concentrations will not remain

at or below the MCL for very long and will increase to a level quantifiable using existing analytical methods. SRS will continue to monitor for iodine-129 at the FTF.

#### Technetium-99

Technetium-99 has previously been detected in wells FTF 28 and FTF 12R and has previously been greater than the MCL (900 pCi/L) in well FTF 28. In 2020, technetium-99 levels were similar to 2019 at 1,700 pCi/L at FTF 28. Concentration trends for technetium-99 and nonvolatile beta in well FTF 28 are provided in Figure 13, which show a slowly increasing trend over the last ten years. At well FTF 12R, technetium-99 was 123 pCi/L and similar to levels measured last year. SRS will continue to monitor nonvolatile beta and technetium-99 at well FTF 28 and for technetium-99 at well FTF 12R when nonvolatile beta exceeds 50 pCi/L.

#### 4.0 GROUNDWATER MONITORING AT H-AREA TANK FARM

The groundwater monitoring plan for the HTF includes sampling twice per year at a network of 46 monitoring wells. The well network is located around the downgradient perimeter of the HTF and consists of wells screened in the UAZ (17), LAZ (28), and GAU (1) including three background wells. The wells are set in three aquifer zones. The “A” wells are set in the GAU. The “B” and “C” wells are set in the LAZ and the “D” wells are in the UAZ of the UTRA. Figure 14 provides the monitoring locations. Figures 15, 16, and 17 illustrate groundwater flow directions and third quarter 2020 water levels for the UAZ, LAZ, and GAU, respectively.

In 2020, all 46 HTF monitoring wells were sampled in the first and third calendar quarters. As required by the SAP, samples were analyzed for gross alpha, nonvolatile beta, technetium-99, tritium, nitrate-nitrite, cadmium, chromium, manganese, and sodium. The constituents for monitoring were based on the most prominent chemical and radiological species present in the HTF during operations, waste removal, and tank closure activities as well as constituents known to be present from previous groundwater sampling. As provided in the SAP, if screening results for gross alpha or nonvolatile beta exceed trigger levels of 15 pCi/L and 50 pCi/L, respectively, then contingent analyses for specific radionuclides would be performed. In 2020, gross alpha at HAA 12B and nonvolatile beta at HAA 7C exceeded the trigger levels. Additional sampling and analysis was done at the wells to look for specific radionuclides. The results are discussed in more detail below.

Attachment B contains the laboratory results and field measurements for HTF monitoring wells including field duplicates, split samples, and laboratory duplicate samples. All data were verified and validated while at least 10% of the data received supplemental validation to meet the more stringent definitive-level data criteria. Table 3a provides a summary of the 2020 monitoring results. For comparison, a summary of historical monitoring results is provided in Table 3b.

Overall, the 2020 sample results were similar to those from previous years. Analytical results indicated low concentrations of nitrate-nitrite and tritium in most wells, and the concentrations are consistent with past results. Sampling also detected manganese and sodium, which are naturally-occurring in aquifer sediments at SRS. Results for specific constituents are discussed in more detail.

##### Nitrate-Nitrite

Nitrate-nitrite was below the MCL in every sample in 2020. In 2018, well HAA 4D measured nitrate-nitrite greater than the MCL (10 mg/L) in the first quarter sample (34.8 mg/L). Since then, nitrate-nitrite at HAA 4D has been below the MCL with a maximum concentration of 7.15 mg/L in the third quarter of 2018 and a maximum concentration in 2020 of 6.56 mg/L. Prior to the exceedance in the first quarter of 2018 nitrate-nitrite has historically been below the MCL at HAA 4D. The remaining results at the HTF were low with more than 50-percent being less than 1 mg/L. The average concentration of all samples for nitrate-nitrite that were unqualified was 1.02 mg/L. Overall, the nitrate-nitrite results were similar to previous years.

### Tritium

Tritium was detectable in most of the samples from the HTF wells but was only above the MCL in one well. Well HAA 12C measured tritium greater than the MCL (20 pCi/mL) with a maximum result of 41.5 pCi/mL. As reported in the HTF SAP, tritium has been detected at the HTF up to 355 pCi/mL (HTF 12, 1986). Well cluster HAA 12 is down-gradient of the HTF and has a history of elevated tritium. The source of the tritium at HAA 12 is likely from the Off-Site Fuels Receiving Basin facility, the numerous process sewer lines in the area, and/or the nearby H-Area Inactive Process Sewer Line (HIPSL) that transported low-level radioactive wastewater from the separations facilities to the H-Area Seepage Basins. Figure 18 shows the history of tritium in both HAA 12 wells (UAZ and LAZ). In 2020, concentrations were steady in HAA 12D and decreasing in HAA 12C. Long-term trends for both wells are shown to be decreasing. Figure 19 shows the maximum tritium concentrations in 2020 for the UTRA. The extent of the tritium plume is monitored by the GSA Eastern Groundwater OU monitoring program.

### Gross Alpha

In 2020, the maximum concentration of gross alpha was 25.8 pCi/L measured at HAA 12B. Because the concentration exceeded the screening level of 15 pCi/L, HAA 12B was resampled and analyzed for gross alpha and specific radionuclides. The additional sampling resulted in a gross alpha concentration of 0.8 pCi/L and no process radionuclides were detected. Gross alpha was below the screening level in all other wells at the HTF. SRS will continue to monitor gross alpha according to the HTF SAP.

### Cadmium and Chromium

Out of 100 samples, 95 results for cadmium were non-detect. The five remaining results were qualified “J”. The “J” qualifier, in this case, meaning the constituent was identified, but below the SQL and thus cannot be accurately quantified. For chromium, only 4 results out of 98 samples were above the SQL. The maximum concentration of chromium was measured at LAZ well HAA 12B (64.4 µg/L) and was below the MCL of 100 µg/L. Approximately 50% of the chromium samples were non-detect.

### Manganese and Sodium

Manganese and sodium are naturally occurring in the aquifer sediments at SRS. Manganese was accurately quantifiable above the SQL in 36 of 100 samples. In 2020, all results for manganese were below the RSL of 430 µg/L. The maximum concentration of 271 µg/L was measured at HAA 10D. The average concentration for all samples above the laboratory method detection limit was 28.9 µg/L. In 2020, manganese levels were lower than historical results at the HTF that ranged up to 3,300 µg/L (HTF 7, 1994).

Sodium was detected above the SQL in every sample with the maximum result (27,700 µg/L) occurring at LAZ well HAA 12B. This result was elevated compared to other results for sodium at the HTF. The next highest result being 18,900 µg/L at HAA 10D. The average concentration

of sodium was about the same as 2019 results at 4,055 µg/L. There is no MCL or RSL for sodium. The current results for both manganese and sodium do not appear to be elevated with respect to historical levels at the HTF.

#### Nonvolatile Beta

In 2020, nonvolatile beta was below the screening level of 50 pCi/L in every sample except for one. The third quarter result of 55 pCi/L at HAA 7C exceeded the MCL and triggered additional analysis to confirm the exceedance and analyze for specific radionuclides. This additional sampling was done in October 2020 and resulted in a nonvolatile beta concentration of 4.61 pCi/L. The only constituents detected were naturally occurring radionuclides: Bismuth-214 (173 pCi/L), Lead-214 (201 pCi/L) and Radium-226 (1.18 pCi/L J). As stated in the nonvolatile beta section for the FTF, although the bismuth-214 and lead-214 concentrations appear to be elevated, they should not contribute to the nonvolatile beta results because of the short half lives of bismuth-214 and lead-214. The next highest result for nonvolatile beta at the HFT was 18.1 pCi/L at HAA-4D. The average concentration of results above the SQL was 8.02 pCi/L. SRS will continue to monitor nonvolatile beta according to the HTF SAP.

#### Technetium-99

Technetium-99 was non-detect in all but four samples in 2020. All of those results were very low with a max result of 14.2 pCi/L at well HAA 12C. Well below the MCL of 900 pCi/L. Historically, technetium-99 has not been identified as a prevalent contaminant in groundwater at the HTF and the 2020 results are consistent with this conclusion.



## 5.0 CONCLUSION

In 2012, USEPA and SCDHEC approved new groundwater monitoring plans and corresponding SAPs for the FTF and HTF. SRS performed monitoring in 2020 according to the approved plans and performed sampling in the first and third quarters at 58 wells (12 wells at FTF and 46 wells at HTF). Overall, the 2020 monitoring results show no indications of new releases to groundwater. Water level measurements and flow paths were similar to those from past years.

Despite above average rainfall and water elevations in the UAZ over the past few years, FBG 1D has not produced enough water to be sampled since it was installed in 2012. The water table is thin in the area of well FBG 1D and even though the well screen is located at the bottom of the aquifer, not enough water was present to collect for sampling in either quarter after repeated attempts. However, samples were successfully collected from LAZ background well FBG 1C. SRS is evaluating alternate locations for the installation of a new UAZ background well. The alternate location will be discussed with SCDHEC and EPA before installation.

### F Tank Farm

At the FTF, nonvolatile beta continues to be elevated near the FIPSL. Nonvolatile beta exceeded the screening level of 50 pCi/L in wells FTF 28 and FTF 12R. At FTF 28, nonvolatile beta was similar to levels measured in 2019. The maximum result occurred at FTF 28 at 717 pCi/L. Historically, nonvolatile beta has fluctuated from sample to sample at this well. Isotopic analyses performed on samples from FTF 28 and FTF 12R identified technetium-99 as the primary source of nonvolatile beta. The 2020 maximum concentration of technetium-99 at FTF 28 was 1,700 pCi/L and exceeded the MCL of 900 pCi/L. The source of nonvolatile beta and technetium-99 at FTF 28 is likely the FIPSL.

During scoping of the monitoring strategy and development of the sampling plan, the Core Team recognized that the placement of additional future wells to accurately identify the source of the plume is limited by existing active utilities and operating facilities. Additional well installation will not be practicable until closure of the FTF (including closure of the F-Area High Level Waste Tanks). If contamination in the groundwater is thought to represent a threat to surface water resources, the Core Team will reconvene to determine if early response actions are required.

SRS will continue to monitor for technetium-99 and nonvolatile beta in this area and has included data from GSA Western Groundwater OU FSL, FGW, and BRR series wells on Figure 12 to show the extent of the technetium-99 and nonvolatile beta plumes.

Concentrations of gross alpha, nitrate-nitrite, cadmium, chromium, manganese, and sodium remain low and are below their respective RSL/MCL. Overall, the 2020 monitoring results show no indications of new releases at the FTF.

### H Tank Farm

Tritium has been identified as the prevalent groundwater contaminant at the HTF based on historical monitoring. A small dilute tritium plume is located north of the HTF and has been regularly monitored since 2000. The plume is located near and downgradient of the Off-Site Fuels Receiving Basin facility and the HIPSL, both potential sources of historical tritium releases. The downgradient extent of the tritium plume is delineated and monitored by the GSA Eastern Groundwater OU monitoring program. At well cluster HAA 12, tritium exceeded the MCL in the LAZ well HAA 12C. Compared to recent years, tritium concentrations in 2020 were steady at HAA 12D and decreasing at HAA 12C. SRS will continue to monitor for tritium at the HTF.

In 2020, gross alpha at HAA 12B and nonvolatile beta at HAA 7C exceeded trigger levels (15 pCi/L and 50 pCi/L, respectively) and required additional sampling. The additional sampling and analysis was done at both wells to look for specific radionuclides and found that no process related radionuclides were present. SRS will continue to monitor for gross alpha and nonvolatile beta according to the HFT SAP.

Concentrations of cadmium, chromium, manganese and sodium remain low and are below their respective MCL/RSLs. Overall, the 2020 monitoring results show no indications of new releases at the HTF.

## 6.0 REFERENCE

SRR, 2017. *Consolidated General Closure Plan for F-Area and H-Area Waste Tank Systems*, SRR-CWDA-2017-00015, Revision 1, Savannah River Remediation LLC, Savannah River Site, Aiken, SC, April 2017

SRNL, 2021. *Atmospheric Technologies Group Meteorological Monthly Monitoring Report*, SRNL-L2200-2021-00001, Revision 0, Savannah River National Laboratory, Savannah River Nuclear Solutions, LLC, Savannah River Site, Aiken, SC

SRNS, 2012a. *F-Area Tank Farm Groundwater Sampling and Analysis Plan*, SRNS-RP-2012-00287, Revision 1, Savannah River Nuclear Solutions, LLC, Savannah River Site, Aiken, SC

SRNS, 2012b. *H-Area Tank Farm Groundwater Monitoring Plan and Sampling and Analysis Plan*, SRNS-RP-2012-00146, Revision 1, Savannah River Nuclear Solutions, LLC, Savannah River Site, Aiken, SC

Stone, 2005. *URANIUM, RADIUM, AND RADON IN WELL WATER IN SOUTH CAROLINA: DISTRIBUTION AND PROBLEMS*, Peter A. Stone, et al., Proceedings of the 2005 Georgia Water Resources Conference, held April 25-27, 2005, at The University of Georgia. Kathryn J. Hatcher, editor, Institute of Ecology, The University of Georgia, Athens, Georgia

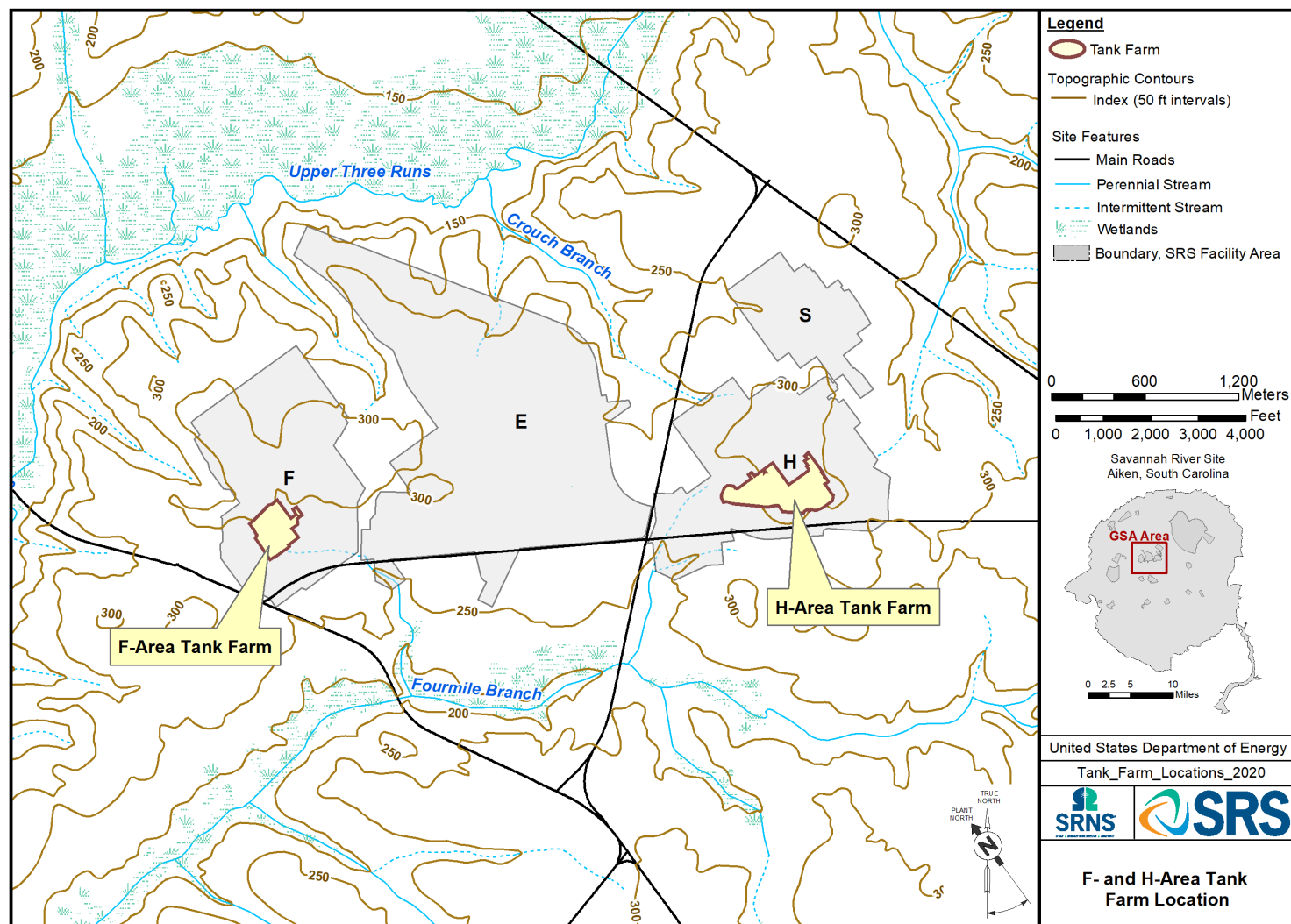


Figure 1. Locations of the F-Area and H-Area Tank Farms

Epochs		Lithostratigraphy (modified from Fallaw and Price 1995)		Hydrostratigraphy (modified from Aadland et al.)					Southeastern Coastal Plain Hydrogeologic Province			
				Northern SRS		Central-Southern SRS		SRS				
Miocene		Altamaha		Steed Pond Aquifer	M-Area Aquifer Zone	Upper Three Runs Aquifer	Upper Zone	Floridan Aquifer System				
Tertiary	Eocene	Tobacco Road Formation					Dry Branch Formation			Irwinton Sand Mbr Twiggs Clay Mbr Griffith's Landing Mbr		Tan Clay Confining Zone
		Santee Formation								Lower Zone		
	Paleocene	Warley Hill Formation					Green Clay Confining Zone			Gordon Confining Unit		
		Congaree Formation					Lost Lake Aquifer Zone			Gordon Aquifer Unit		
		Fourmile Branch Formation					Crouch Branch Confining Unit					
		Snapp Formation										
Cretaceous	Lang Syne Formation		Crouch Branch Aquifer									
	Sawdust Landing Formation											
	Steel Creek Formation		McQueen Branch Confining Unit									
	Black Creek Formation											
	Middendorf Fromation		McQueen Branch Aquifer									
	Cape Fear Formation		Undifferentiated									
							Dublin-Midville Aquifer System					
						Meyers Branch Confining System						
Paleozoic Crystalline Basement Rock or Triassic Newark Supergroup				Piedmont Hydrogeologic Province								

Figure 2. Lithostratigraphic and Hydrostratigraphic Units at the F-Area and H-Area Tank Farms

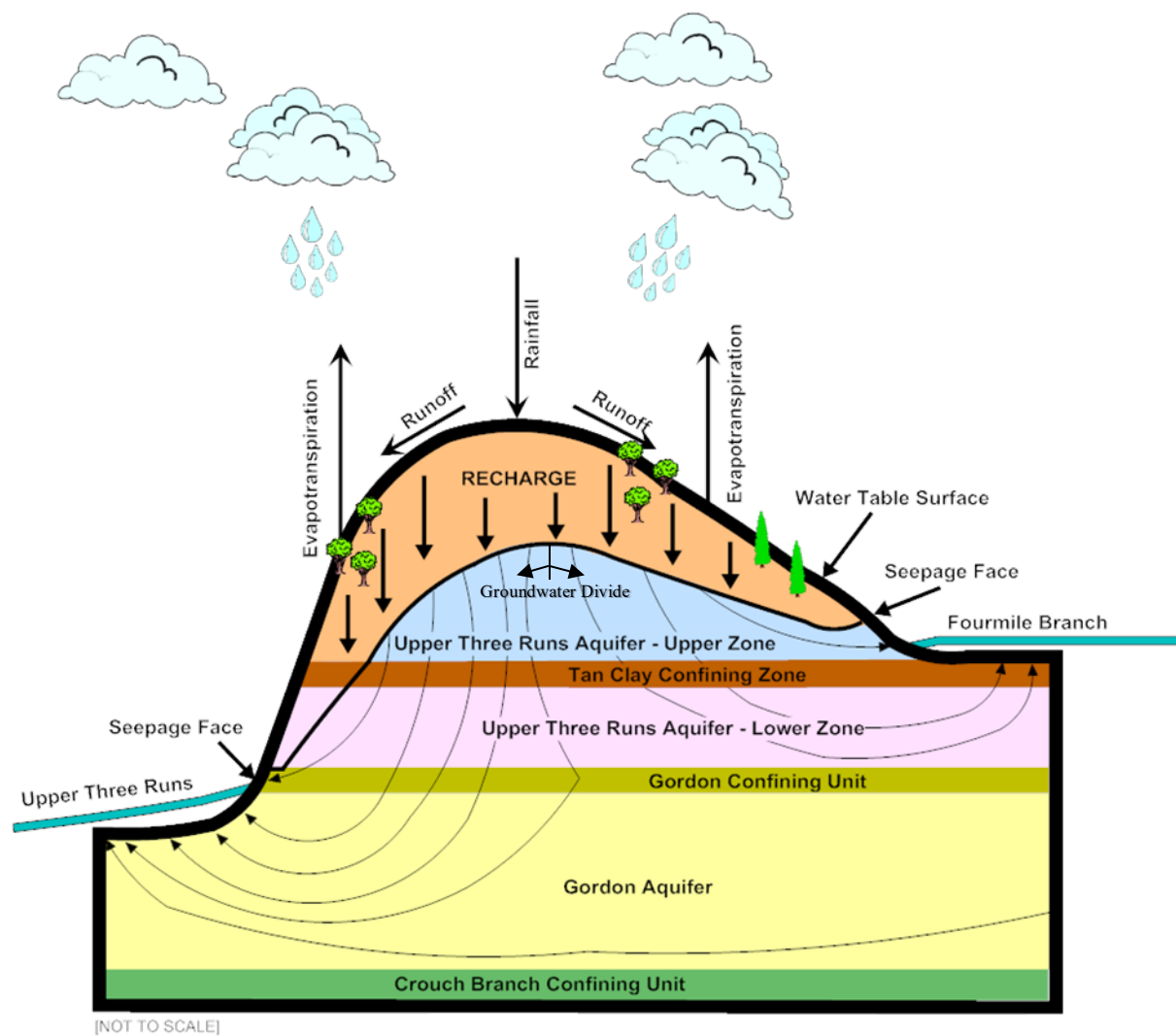


Figure 3. Surface and Groundwater Flow at the General Separations Area

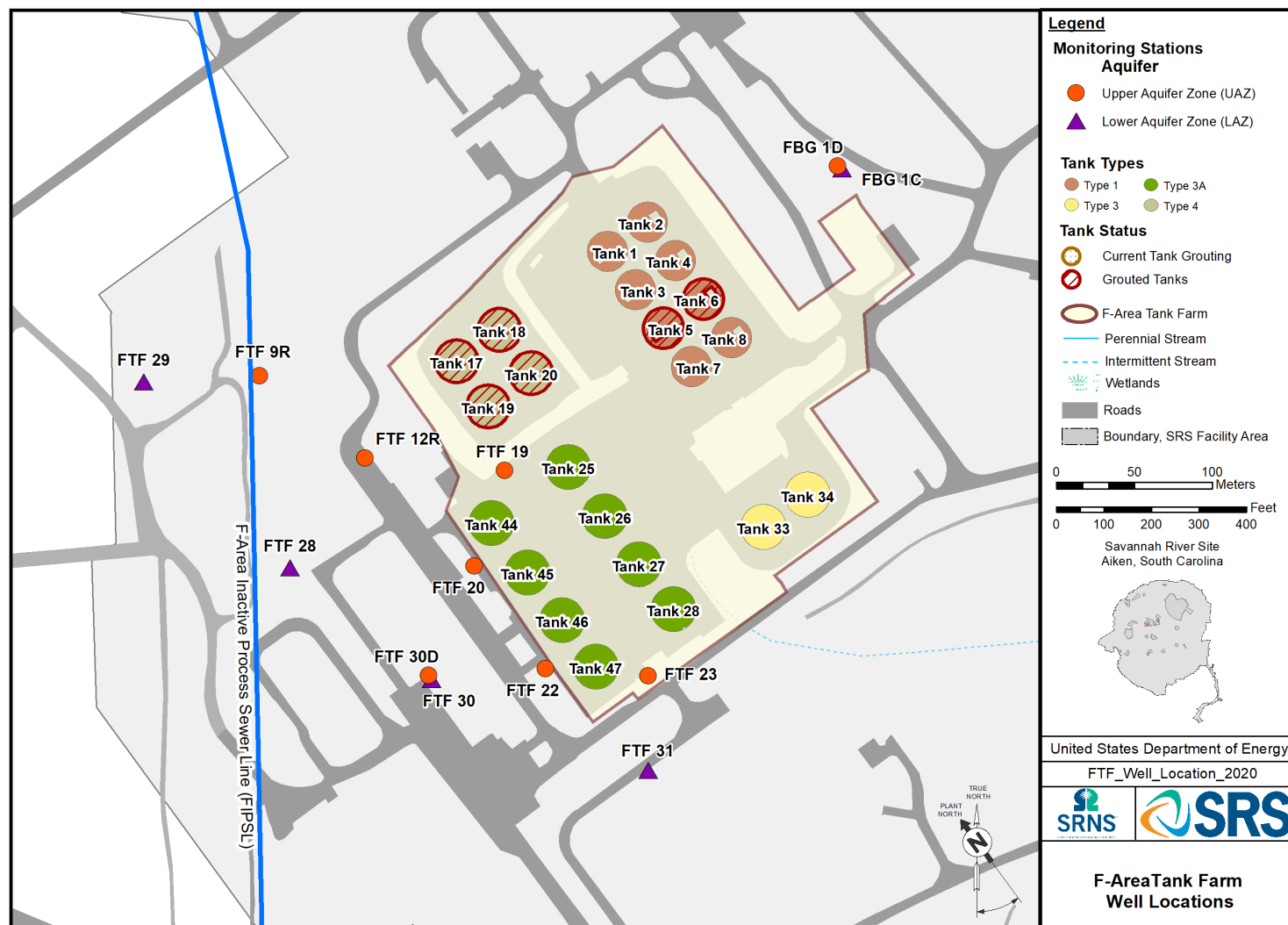


Figure 4. Location of Wells for the FTF Groundwater Monitoring Network

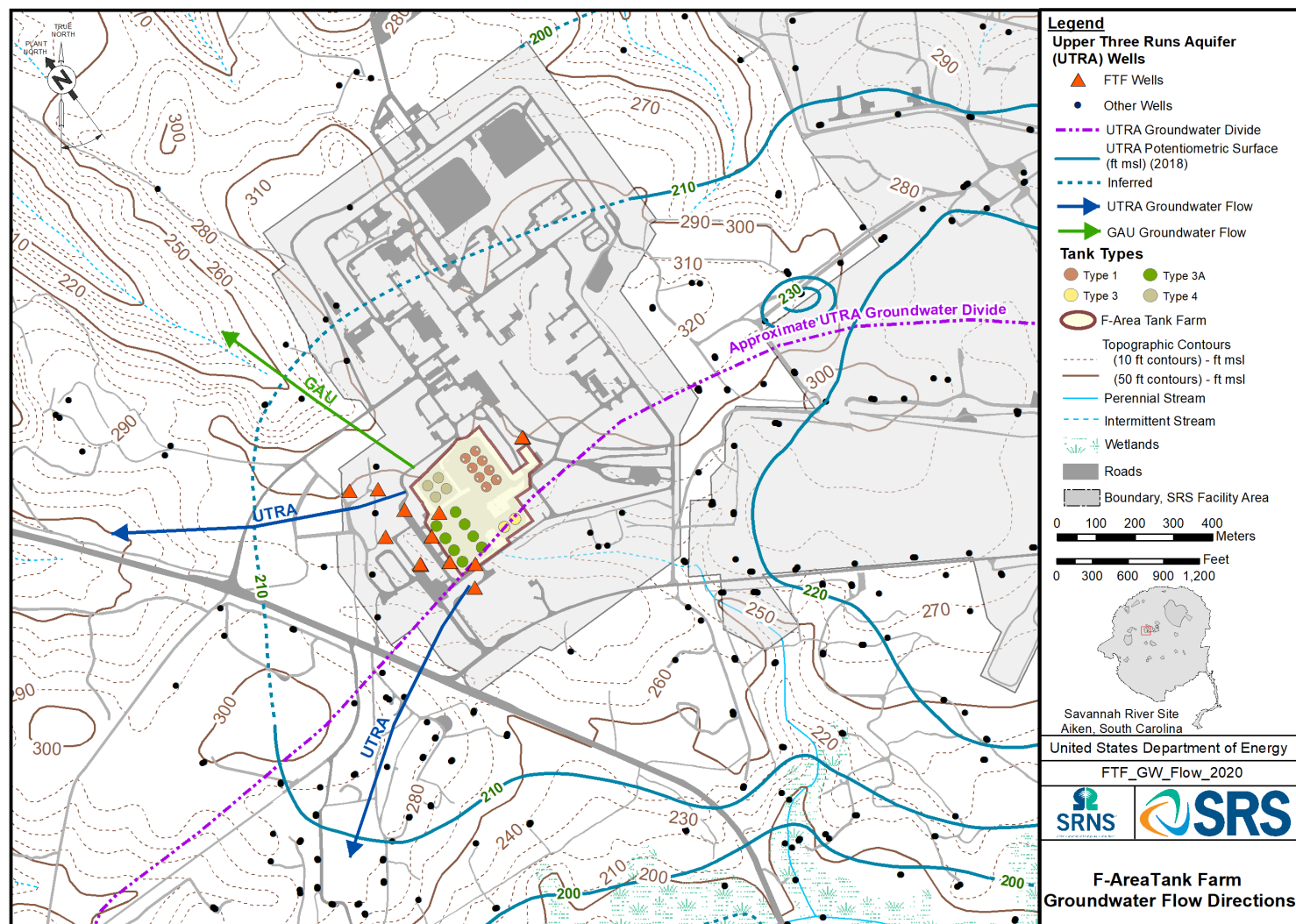


Figure 5. Potentiometric Surface and Groundwater Flow Directions at the FTF



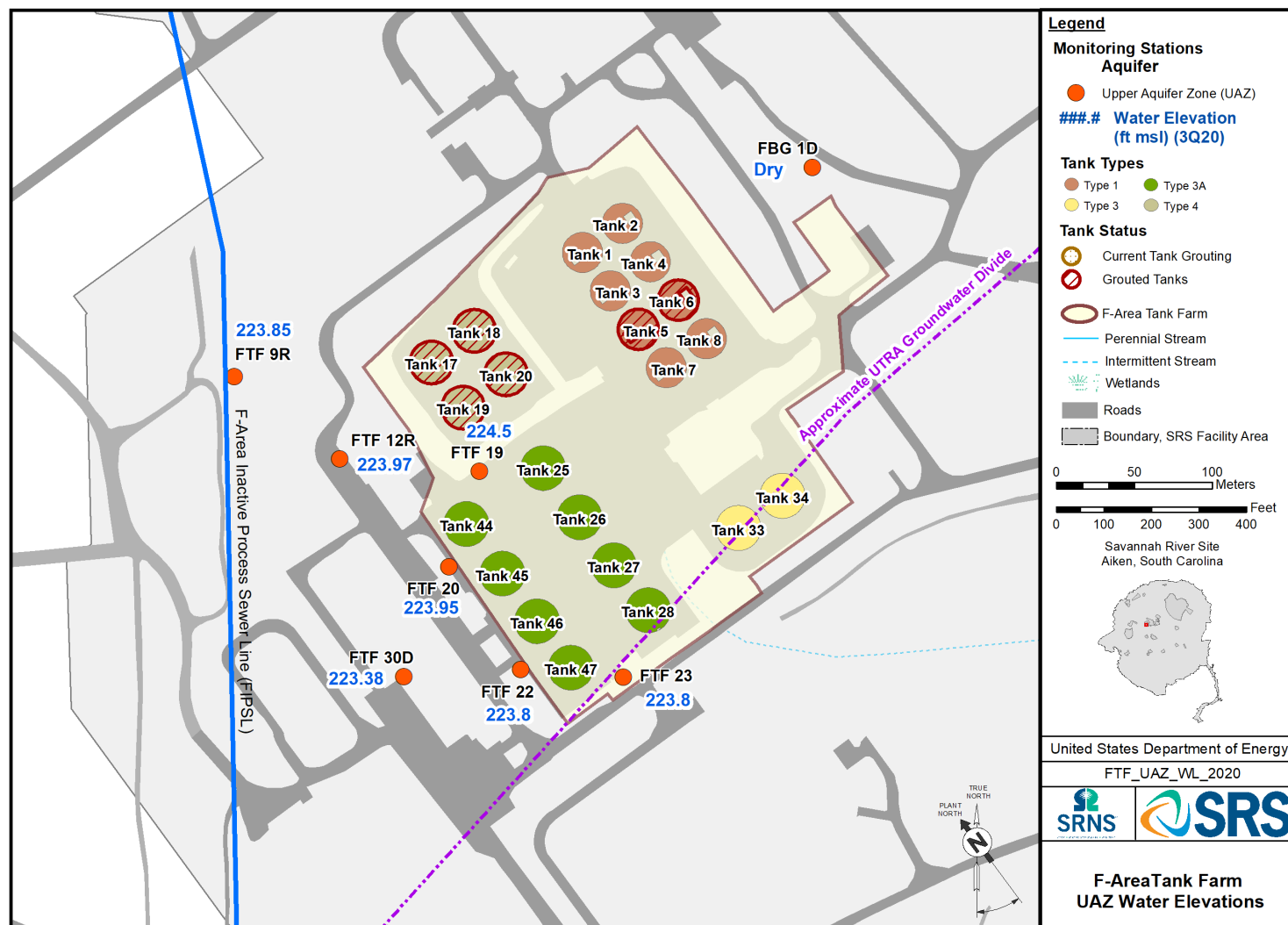


Figure 6. Water Elevation (ft msl) for the UAZ of the UTRA during the Third Quarter of 2020

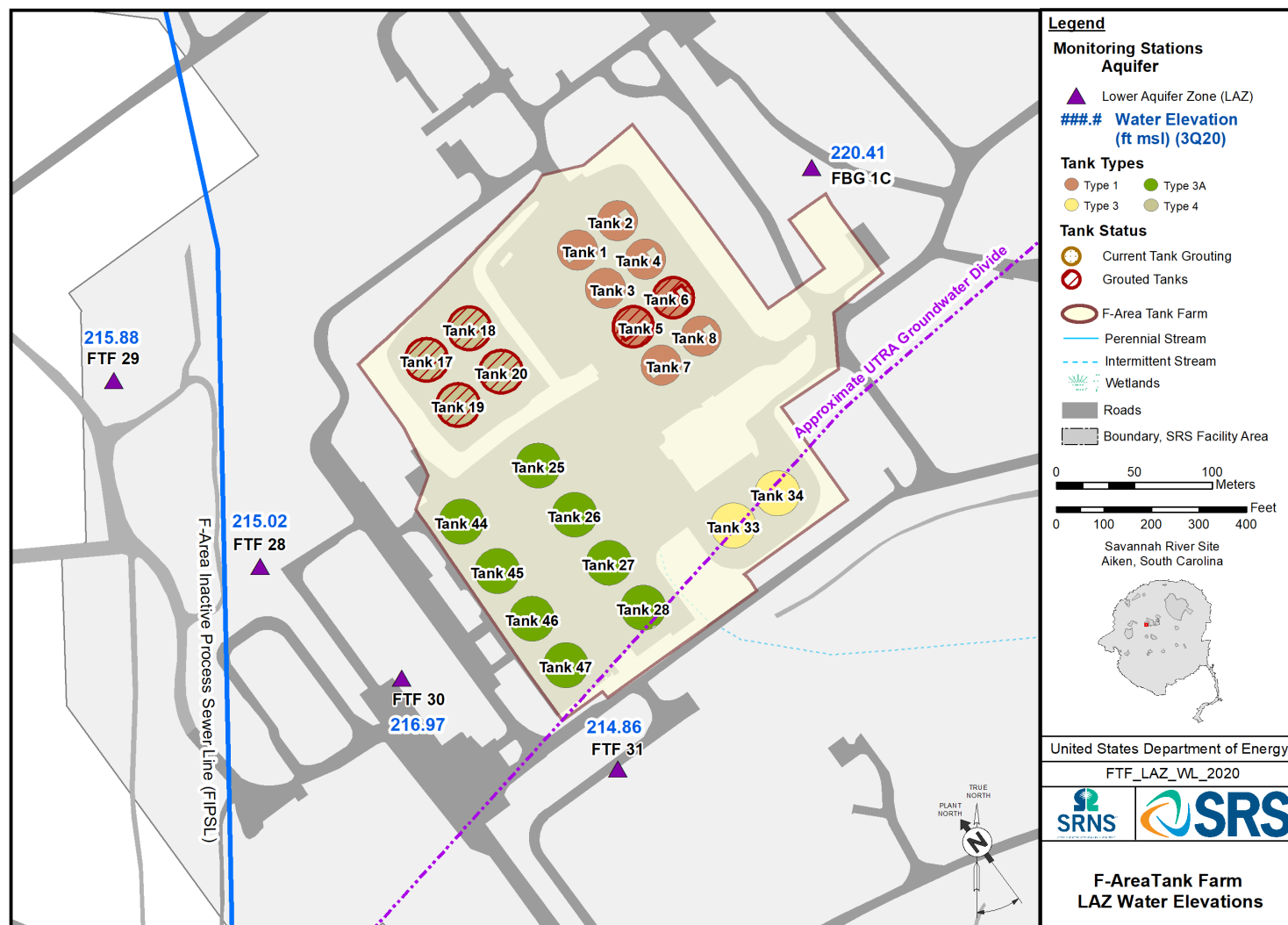


Figure 7. Water Elevation (ft msl) for the LAZ of the UTRA during the Third Quarter of 2020

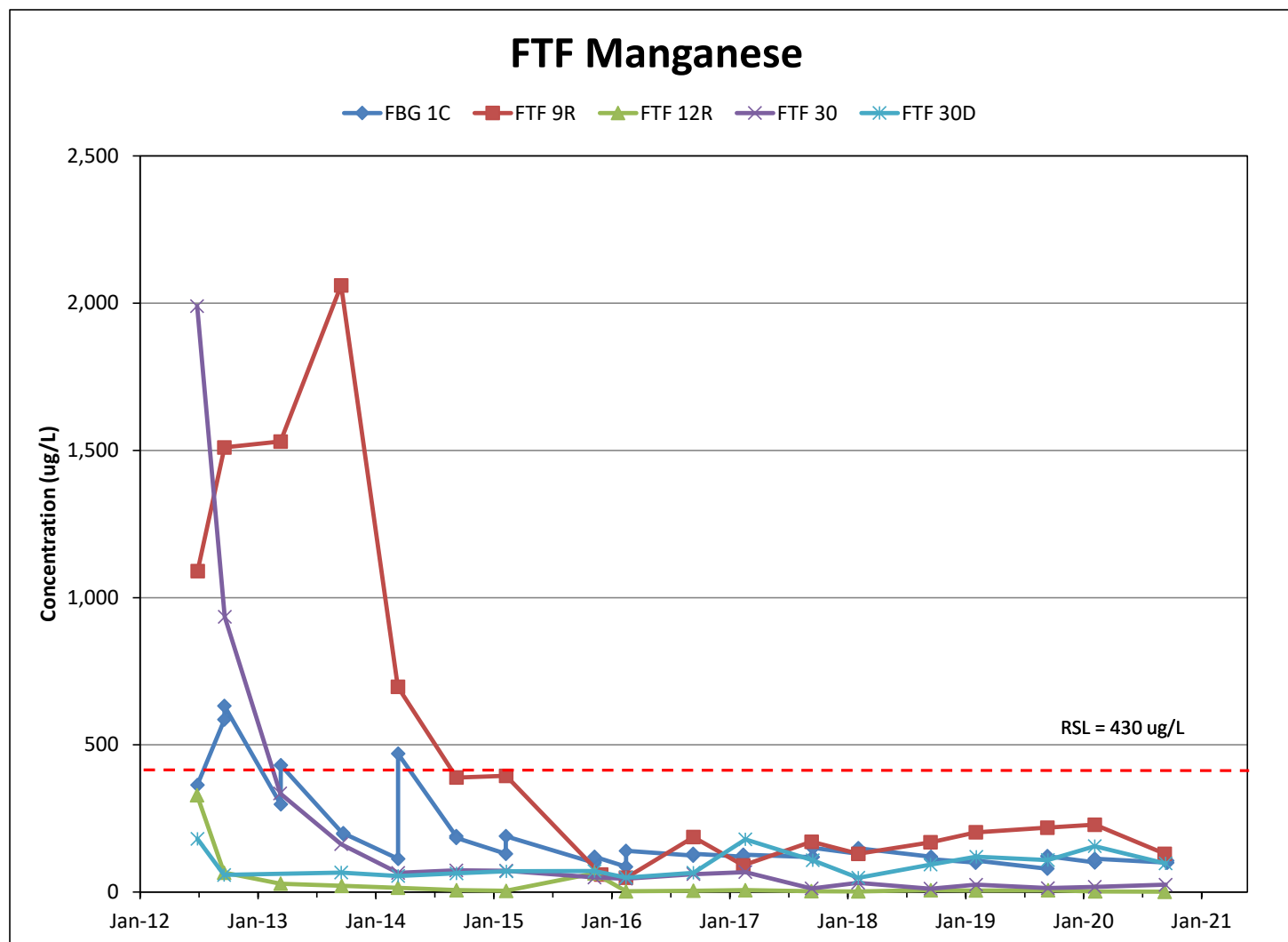


Figure 8. Manganese Concentrations in Wells at F-Tank Farm

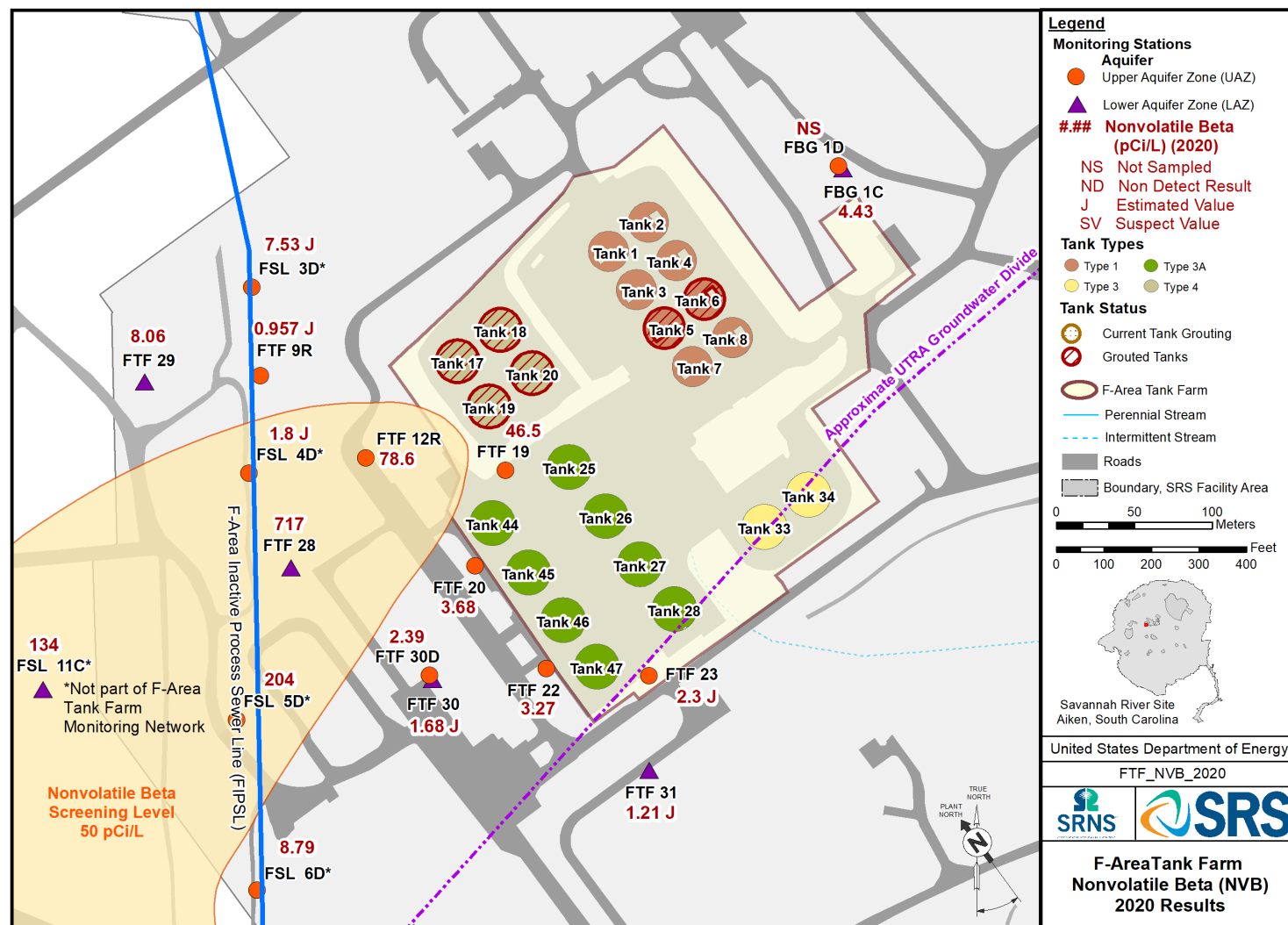


Figure 9. Nonvolatile Beta Results (pCi/L) for the FTF in 2020

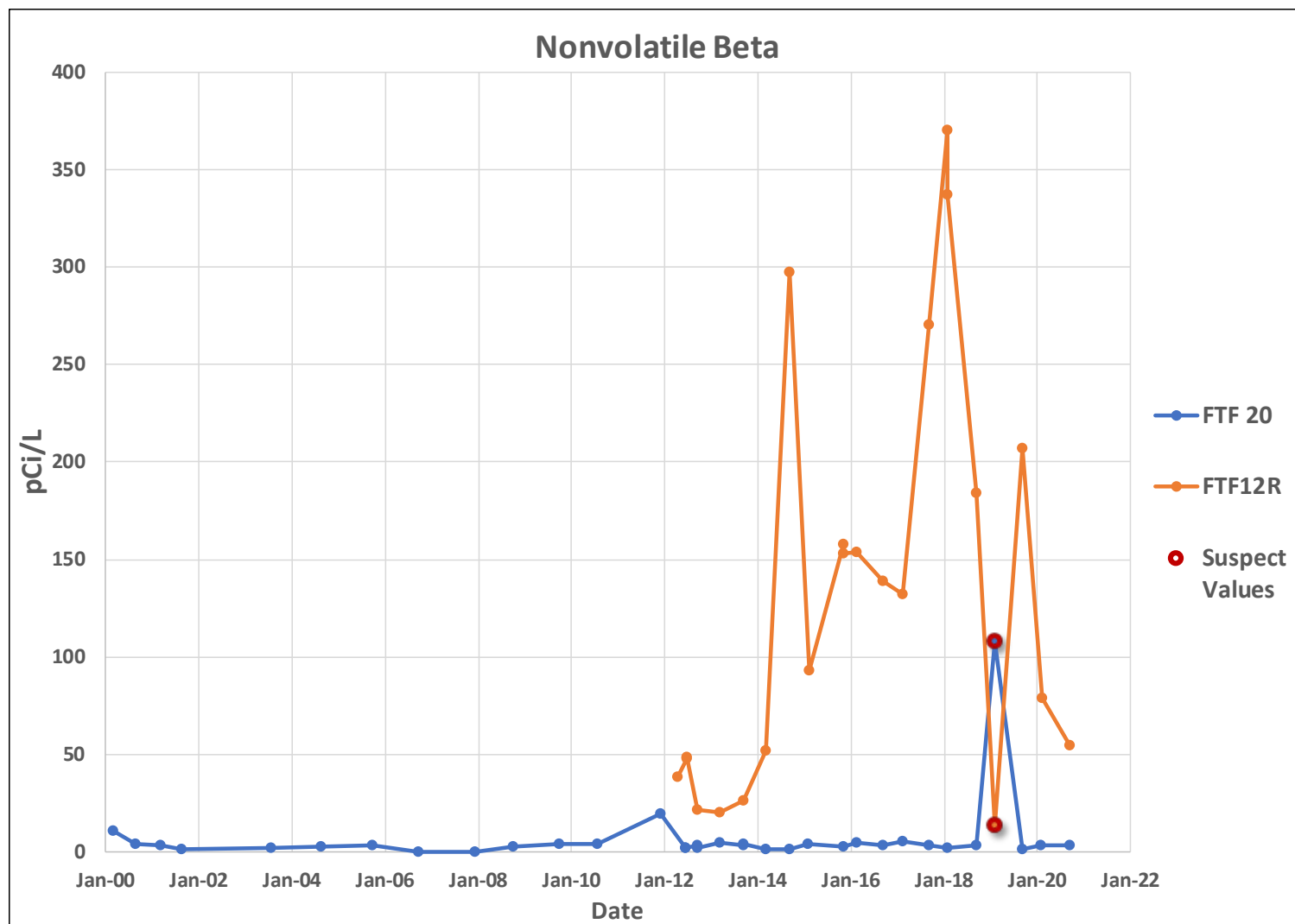
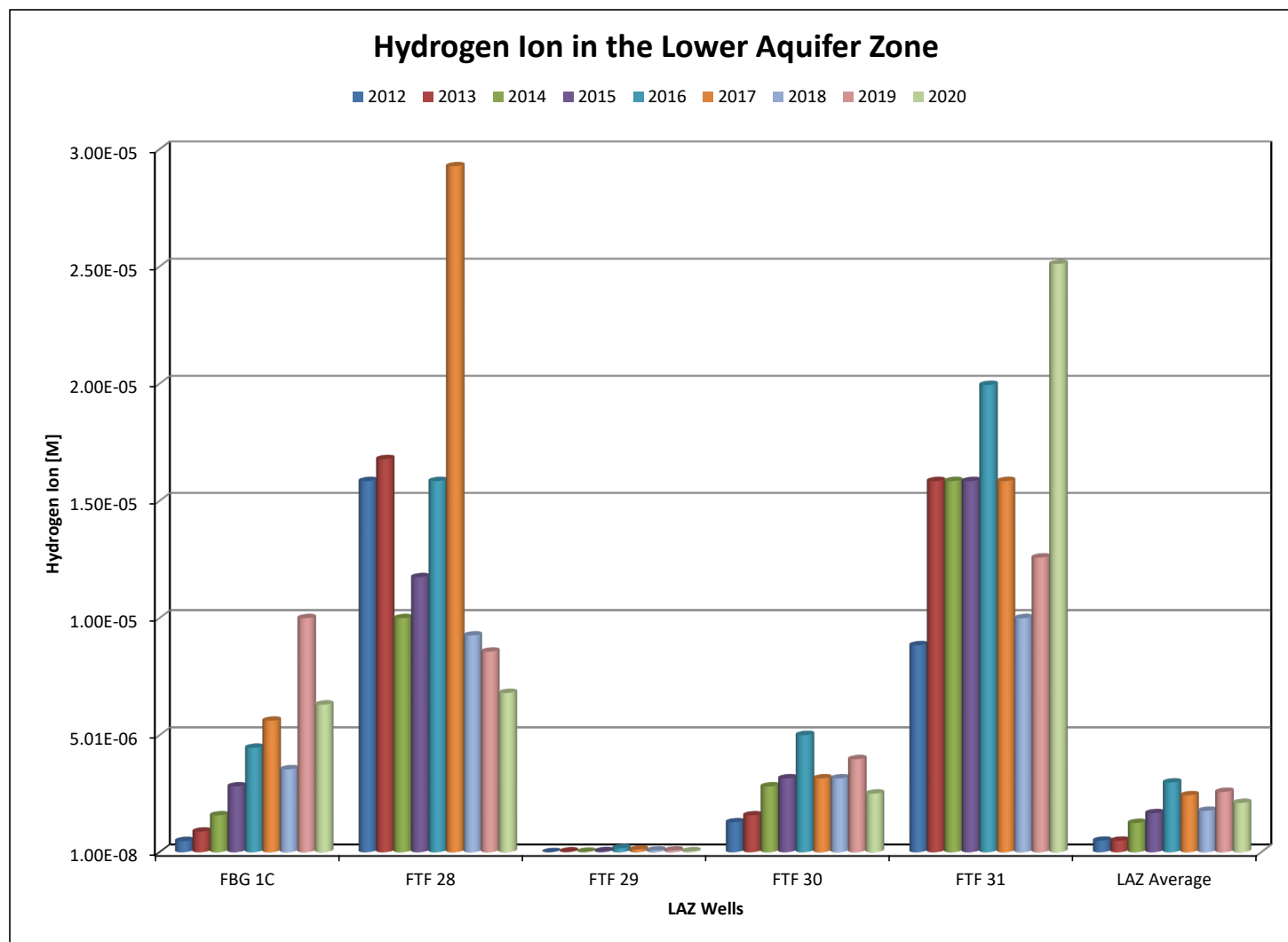


Figure 10. Nonvolatile Beta Results (pCi/L) for wells FTF 20 and FTF 12R



**Figure 11. Hydrogen Ion in the LAZ at FTF**

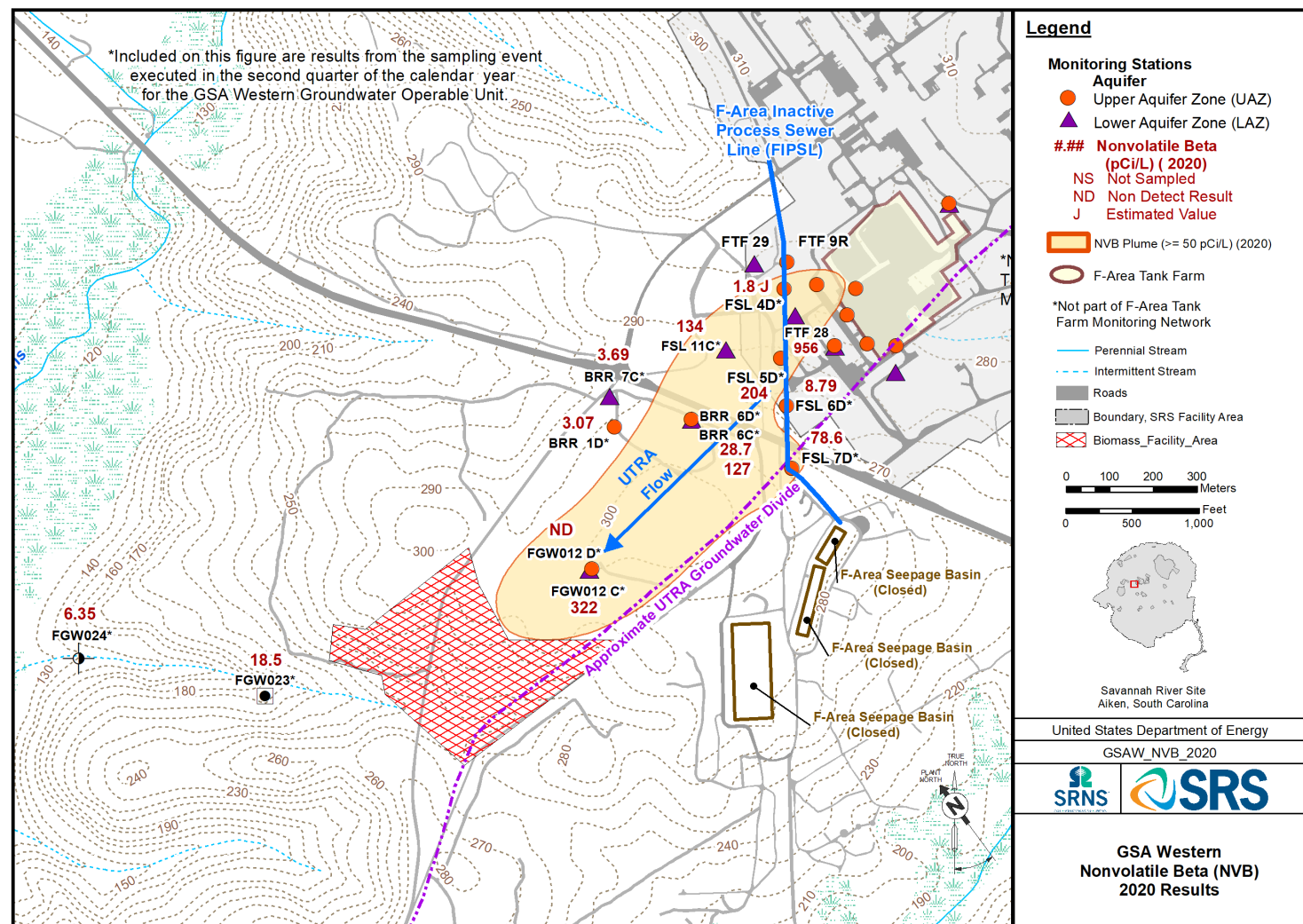


Figure 12. Nonvolatile Beta Results for General Separations Area Western Groundwater Operable Unit

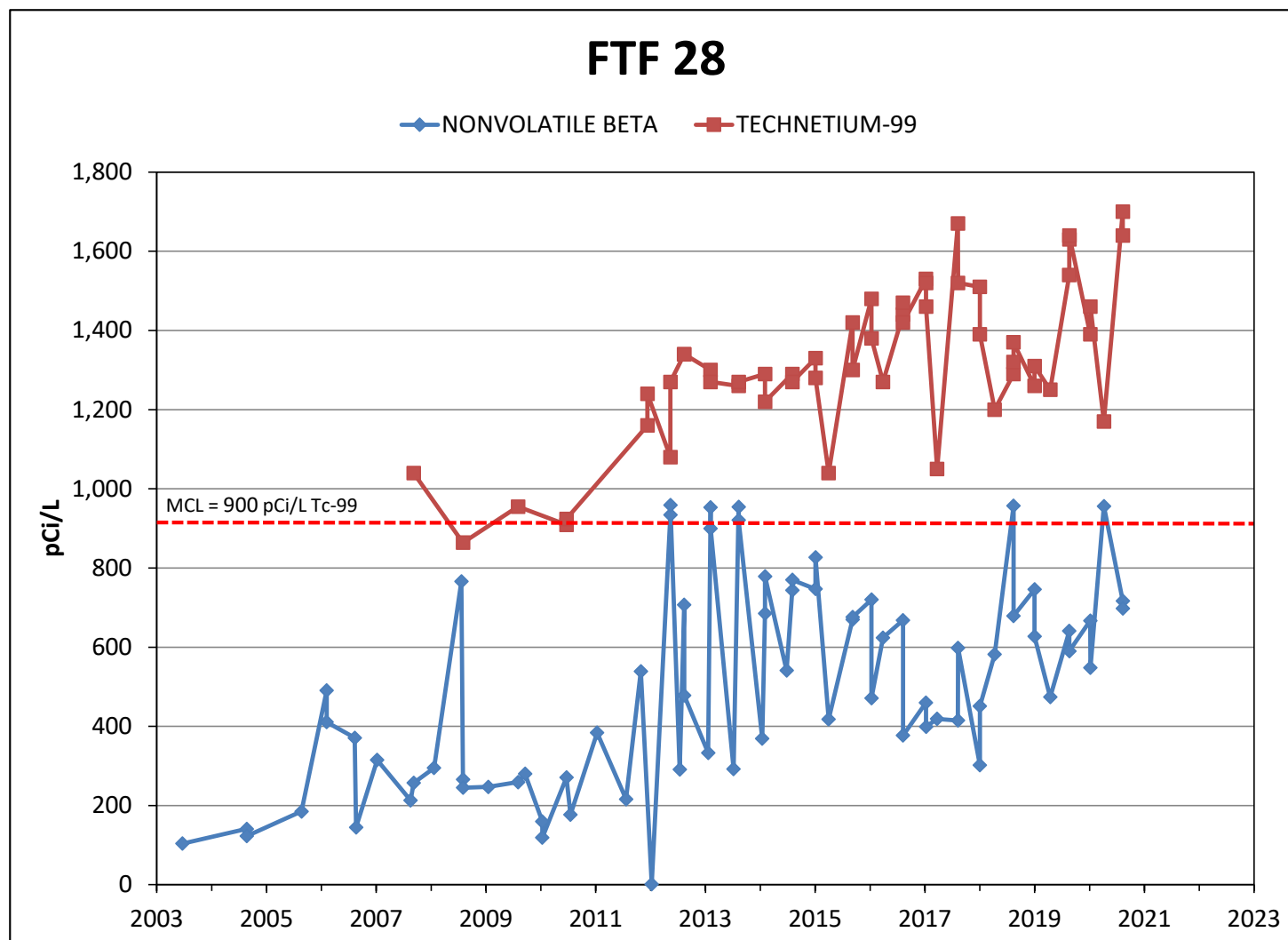


Figure 13. Nonvolatile Beta and Technetium-99 Concentrations for FTF 28



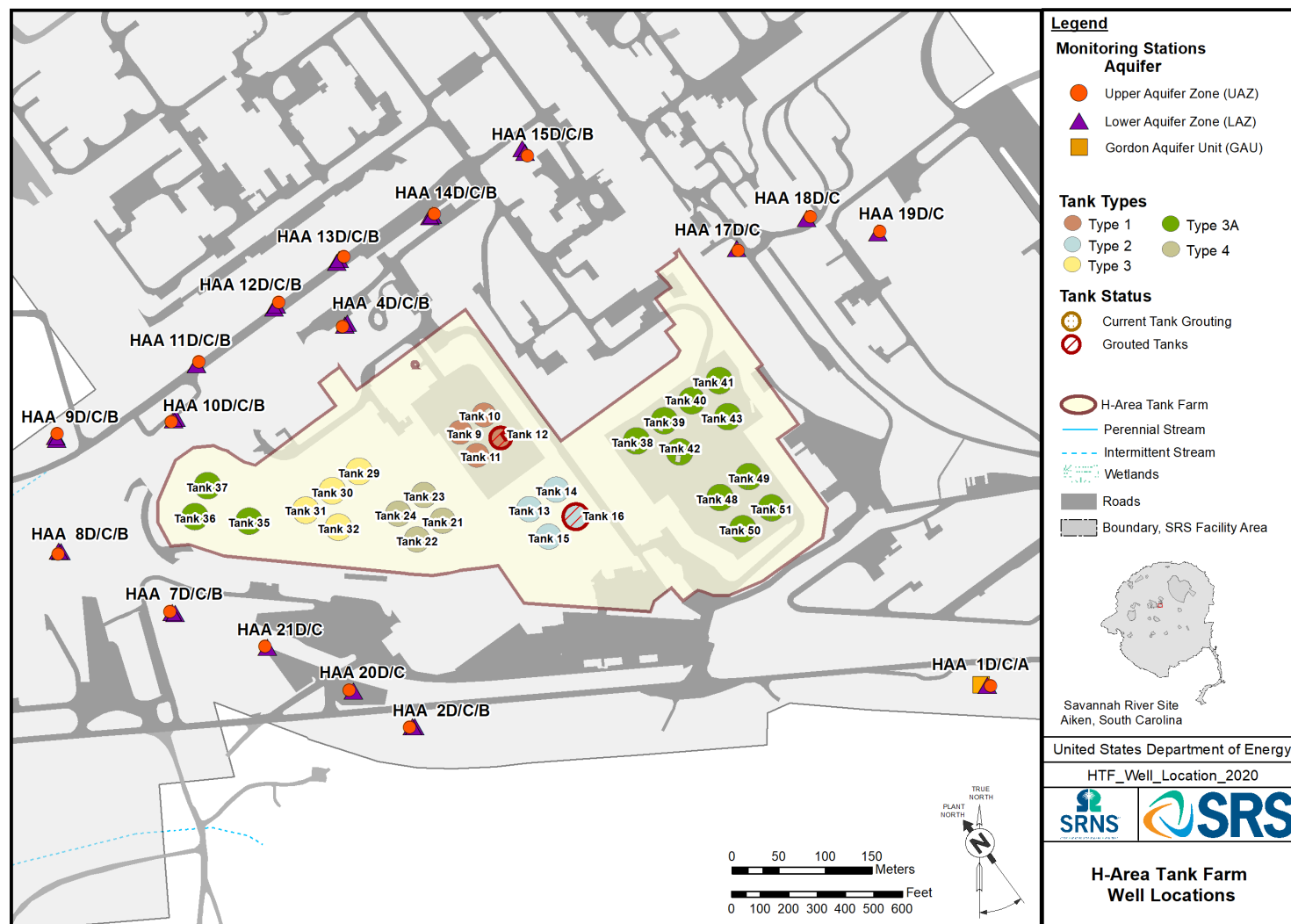


Figure 14. Location of Wells for the HTF Groundwater Monitoring Network

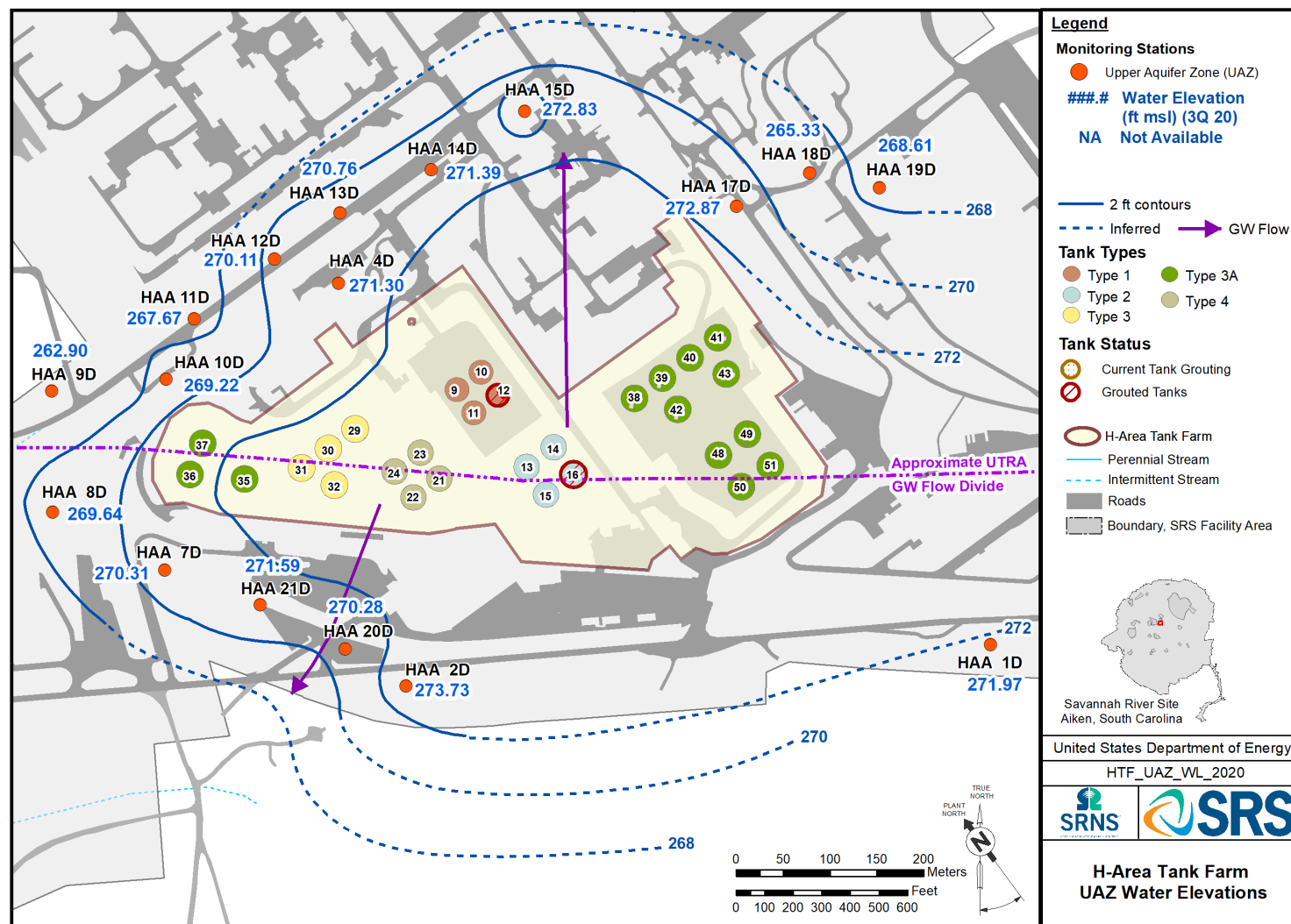


Figure 15. Water Elevation (ft above msl) for the UAZ of the UTRA during the Third Quarter of 2020

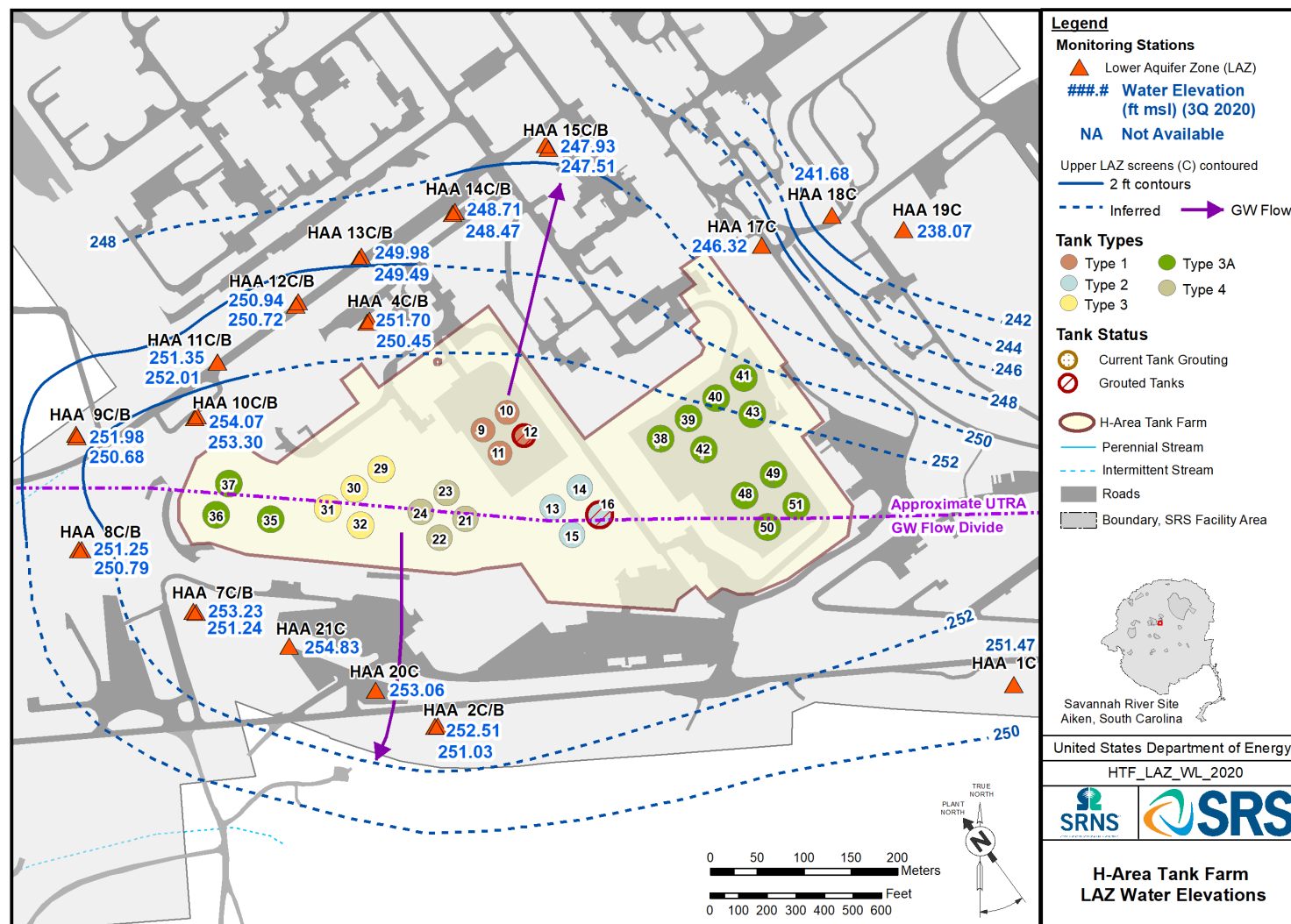


Figure 16. Water Elevation (ft above msl) for the LAZ of the UTRA during the Third Quarter of 2020

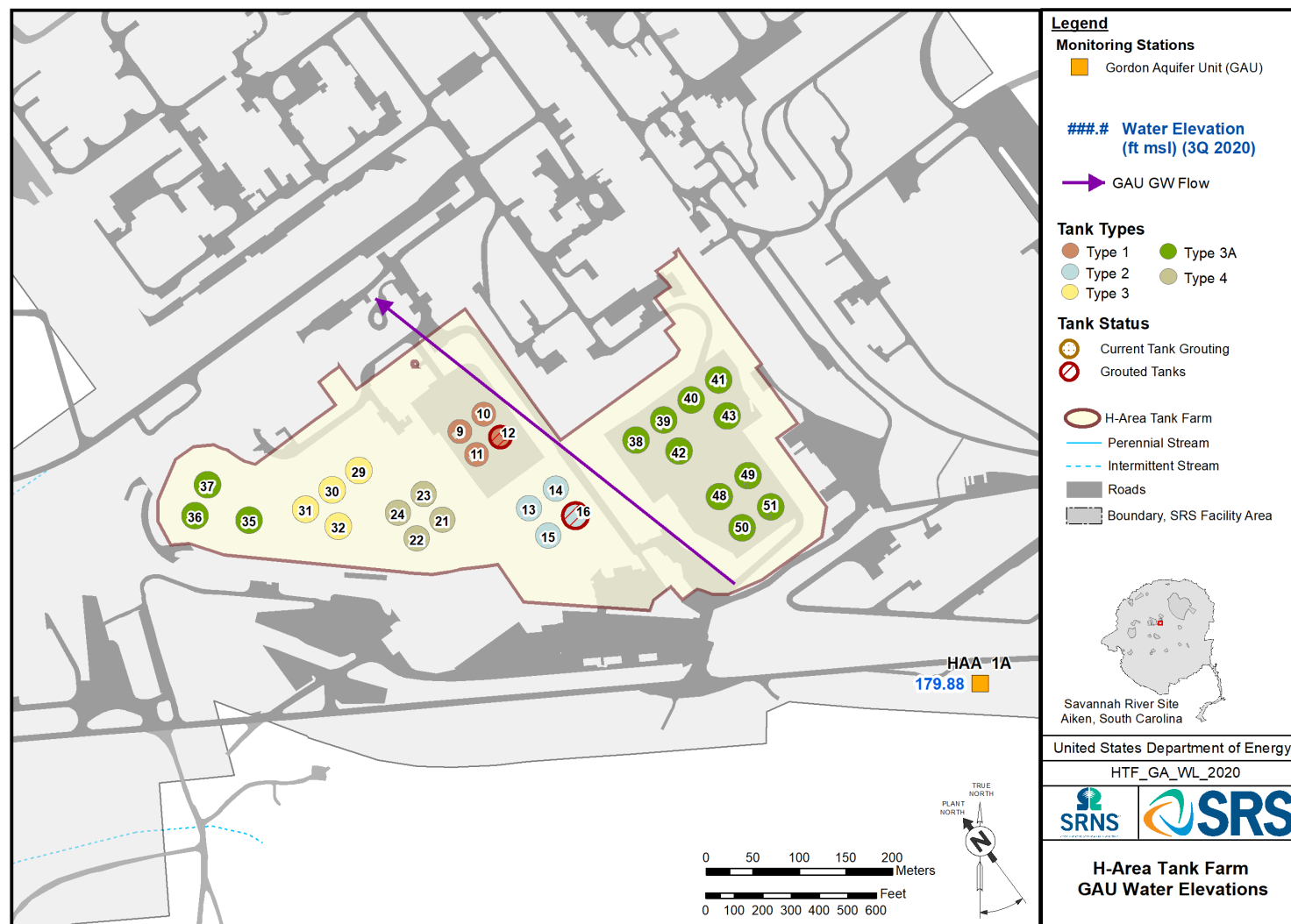


Figure 17. Water Elevation (ft above msl) for the GAU during the Third Quarter of 2020

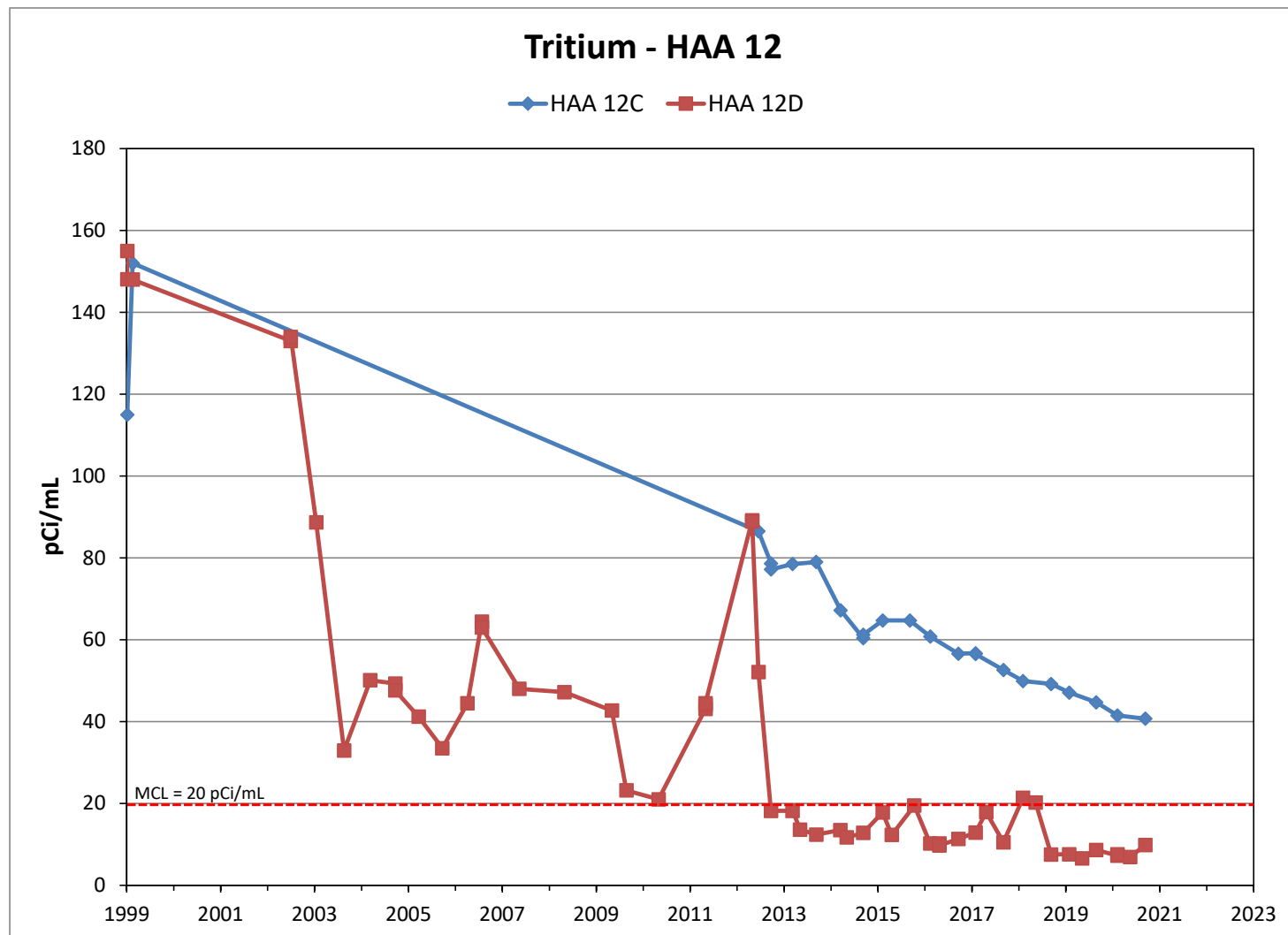


Figure 18. Tritium Results (pCi/mL) for HAA 12 Wells

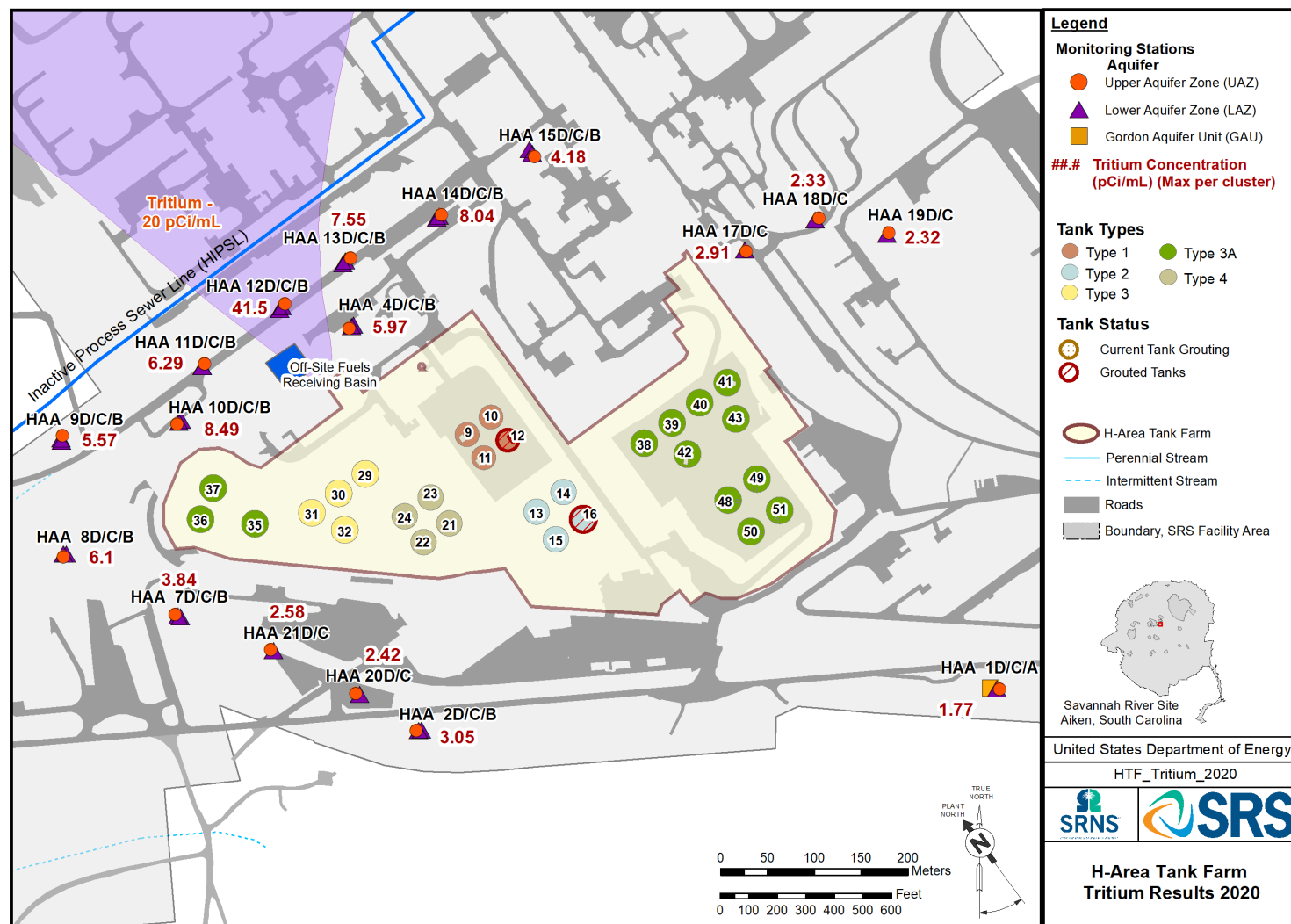


Figure 19. 2020 Tritium Results (pCi/mL) for the UTRA at the HTF

Table 1. Wells Included in the FTF and HTF Groundwater Monitoring Programs

Facility	Well	Aquifer	Screen Depth	Ground Elevation	UTM North	UTM East
			(ft-bgs)	(ft-msl)		
FTF	FBG 1C	LAZ	90 - 105	299.39	3682791.7	437085.5
FTF	FBG 1D	UAZ	66 - 76	299.32	3682793.5	437083.0
FTF	FTF 19	UAZ	57 - 87	285.3	3682598.5	436869.3
FTF	FTF 20	UAZ	57 - 87	285.3	3682537.4	436849.6
FTF	FTF 22	UAZ	42 - 72	284.6	3682471.5	436895.6
FTF	FTF 23	UAZ	53 - 83	284.2	3682466.8	436961.4
FTF	FTF 28	LAZ	132 - 142	293.92	3682536.2	436731.6
FTF	FTF 29	LAZ	120 - 140	297.79	3682655.3	436637.7
FTF	FTF 9R	UAZ	80 - 90	292.97	3682659.3	436711.9
FTF	FTF 12R	UAZ	84 - 94	289.53	3682606.5	436779.6
FTF	FTF 30	LAZ	100 - 110	293.58	3682464.6	436822.5
FTF	FTF 30D	UAZ	70 - 80	293.42	3682467.1	436820.6
FTF	FTF 31	LAZ	96 - 106	292.97	3682406.3	436961.2
HTF	HAA 1A	GAU	186 - 196	290.9	3682656.7	440708.1
HTF	HAA 1C	LAZ	134 - 144	291.4	3682656.2	440714.1
HTF	HAA 1D	UAZ	10 - 30	291.8	3682655.9	440717.3
HTF	HAA 2B	LAZ	154 - 164	291.2	3682611.9	440099.7
HTF	HAA 2C	LAZ	109 - 119	290.9	3682611.6	440096.7
HTF	HAA 2D	UAZ	10 - 30	290.8	3682611.4	440093.8
HTF	HAA 4B	LAZ	164 - 174	298.9	3683044.3	440027.1
HTF	HAA 4C	LAZ	130 - 140	298.8	3683042.6	440024.6
HTF	HAA 4D	UAZ	23 - 43	298.7	3683040.8	440022.1
HTF	HAA 7B	LAZ	142 - 152	287.32	3682733.1	439842.2
HTF	HAA 7C	LAZ	100 - 110	287.17	3682734.2	439839.3
HTF	HAA 7D	UAZ	15 - 35	287.06	3682735.2	439836.4
HTF	HAA 8B	LAZ	143 - 153	287.14	3682799.8	439720.0
HTF	HAA 8C	LAZ	105 - 115	287.05	3682799.9	439717.0
HTF	HAA 8D	UAZ	15 - 35	287.07	3682796.9	439716.8
HTF	HAA 9B	LAZ	133 - 143	281.36	3682923.1	439714.2
HTF	HAA 9C	LAZ	100 - 110	281.53	3682920.2	439715.1
HTF	HAA 9D	UAZ	14 - 34	281.76	3682926.3	439716.0
HTF	HAA 10B	LAZ	143 - 153	286.79	3682942.5	439843.1
HTF	HAA 10C	LAZ	109 - 119	286.53	3682940.7	439840.7
HTF	HAA 10D	UAZ	13 - 33	286.57	3682938.9	439838.2
HTF	HAA 11B	LAZ	141 - 151	290.37	3682999.9	439865.2
HTF	HAA 11C	LAZ	110 - 120	290.65	3682999.9	439865.2
HTF	HAA 11D	UAZ	16 - 36	290.84	3683002.9	439867.8
HTF	HAA 12B	LAZ	155 - 165	299.23	3683061.0	439948.3
HTF	HAA 12C	LAZ	120 - 130	299.51	3683064.0	439950.9
HTF	HAA 12D	UAZ	35 - 55	299.65	3683067.1	439953.5
HTF	HAA 13B	LAZ	160 - 170	303.51	3683109.8	440015.9
HTF	HAA 13C	LAZ	127 - 137	303.59	3683112.9	440018.5
HTF	HAA 13D	UAZ	25 - 45	303.59	3683115.9	440023.7

**Table 1. Wells Included in the FTF and HTF Groundwater Monitoring Programs**  
*(Continued/End)*

Facility	Well	Aquifer	Screen Depth	Ground Elevation	UTM North	UTM East
			<i>(ft-bgs)</i>	<i>(ft-msl)</i>		
HTF	HAA 14B	LAZ	160 - 170	305.04	3683158.6	440115.8
HTF	HAA 14C	LAZ	134 - 144	305.07	3683160.4	440118.3
HTF	HAA 14D	UAZ	32 - 52	305.22	3683162.1	440120.7
HTF	HAA 15B	LAZ	169 - 179	308.33	3683231.8	440214.8
HTF	HAA 15C	LAZ	137 - 147	308.28	3683227.7	440217.9
HTF	HAA 15D	UAZ	32 - 52	308.16	3683224.3	440220.2
HTF	HAA 17C	LAZ	147 - 157	302.63	3683124.6	440445.1
HTF	HAA 17D	UAZ	52 - 72	302.52	3683122.8	440446.3
HTF	HAA 18C	LAZ	135 - 145	291.56	3683156.7	440520.3
HTF	HAA 18D	UAZ	41 - 61	291.37	3683158.7	440524.1
HTF	HAA 19C	LAZ	133 - 143	287.81	3683141.4	440596.6
HTF	HAA 19D	UAZ	26 - 41	287.58	3683143.0	440598.7
HTF	HAA 20C	LAZ	125 - 135	290.31	3682649.9	440033.6
HTF	HAA 20D	UAZ	44 - 64	290.16	3682651.0	440029.2
HTF	HAA 21C	LAZ	105 - 115	288.9	3682697.0	439941.5
HTF	HAA 21D	UAZ	34 - 54	288.88	3682698.1	439938.5



**Table 2a. Summary of 2020 Monitoring Results for the F-Area Tank Farm**

Analyte	Number of Samples <sup>a</sup>	Number of Non-Detects	Number of Results > SQL <sup>b</sup>	Result Average <sup>c</sup>	Result Maximum <sup>d</sup>	MCL/RSL <sup>e</sup>	Number of Results > MCL/RSL <sup>e</sup>
Nitrate/Nitrite	29	0	27	2.85 mg/L	8.41 mg/L	10 mg/L	0
Cadmium	29	22	0	0.41 µg/L	0.52 J µg/L	5 µg/L	0
Chromium	29	18	1	9.34 µg/L	46.1	100 µg/L	0
Manganese	29	1	23	51.3 µg/L	229 µg/L	430 µg/L	0
Sodium	29	0	28	8,565 µg/L	39,300 µg/L	NA	NA
Gross Alpha	31	10	11	2.79 pCi/L	7.33 pCi/L	15 pCi/L	0
Nonvolatile Beta	31	3	20	103 pCi/L	717 pCi/L	50 pCi/L	6 <sup>f</sup>
Tritium	29	1	21	1.7 pCi/mL	6.27 pCi/mL	20 pCi/mL	0
Technetium-99	13	4	6	717 pCi/L	1,700 pCi/L	900 pCi/L	4 <sup>f</sup>

a. Includes regular, duplicate, and split samples

b. Number of results > SQL and unqualified, SQL = laboratory Sample Quantitation Limit

c. Average of results > laboratory method detection limit

d. Maximum of results > SQL; if no result > SQL then maximum result > MDL will be used

e. MCL = Maximum Contaminant Level or RSL = Regional Screening Level for drinking water

f. Nonvolatile Beta > MCL at two wells (FTF 28 and FTF 12R), Technetium-99 > MCL at one well (FTF 28)

**Table 2b. Summary of Historical Groundwater Monitoring Results for the F-Area Tank Farm (2003 - 2015)**

Constituent	Number of Samples <sup>a</sup>	Number of Non-Detects	Number of Results > SQL <sup>b</sup>	Result Range <sup>c</sup>	Result Average <sup>d</sup>	MCL/RSL <sup>e</sup>	Units	Number of Results > MCL/RSL <sup>e</sup>
Nitrate/Nitrite	178	0	178	0.0762-7.5	2.62	10	mg/L	0
Cadmium	106	59	6	U-1.87	0.47	5	µg/L	0
Chromium	159	114	0	U-26.7 J	2.69	100	µg/L	0
Manganese	100	6	74	U-2,060	190.10	430	µg/L	16
Sodium	159	7	152	U-33,300 J	7,027.74	NA	µg/L	NA
Gross Alpha	195	97	23	U-30.5	5.15	15	pCi/L	3
Nonvolatile Beta	195	57	83	U-959	156.24	50	pCi/L	48
Tritium	190	7	184	U-81.3	3.84	20	pCi/mL	3
Technetium-99	71	31	31	U-1,340	662.15	900	pCi/L	21

a. Includes regular, duplicate, and split samples

b. Number of results > SQL and unqualified, SQL = laboratory Sample Quantitation Limit

c. U = non-detect,

J = estimated result

d. Average of results > laboratory method detection limit

e. MCL = Maximum Contaminant Level or RSL = Regional Screening Level for drinking water

**Table 3a. Summary of 2020 Monitoring Results for the H-Area Tank Farm**

Analyte	Number of Samples <sup>a</sup>	Number of Non-Detects	Number of Results > SQL <sup>b</sup>	Result Average <sup>c</sup>	Result Maximum <sup>d</sup>	MCL/RSL <sup>e</sup>	Number of Results > MCL/RSL <sup>e</sup>
Nitrate/Nitrite	111	0	107	0.98 mg/L	6.56 mg/L	10 mg/L	0
Cadmium	100	95	0	0.44 µg/L	0.86 J µg/L	5 µg/L	0
Chromium	100	44	4	6.42 µg/L	64.4 µg/L	100 µg/L	0
Manganese	100	32	36	28.9 µg/L	271 µg/L	430 µg/L	0
Sodium	100	0	95	4,055 µg/L	27,700 µg/L	NA	NA
Gross Alpha	111	57	19	2.66 pCi/L	25.8 pCi/L	15 pCi/L	2 <sup>f</sup>
Nonvolatile Beta	110	87	21	3.93 pCi/L	55 pCi/L	50 pCi/L	1 <sup>f</sup>
Tritium	107	38	53	4.14 pCi/mL	41.5 pCi/mL	20 pCi/mL	2 <sup>f</sup>
Technetium-99	109	105	0	11.57 pCi/L	14.2 J pCi/L	900 pCi/L	0

a. Includes regular, duplicate, and split samples

b. Number of results > SQL and unqualified, SQL = laboratory Sample Quantitation Limit

c. Average of results > laboratory method detection limit

d. Maximum of results > SQL and unqualified; if no result > SQL then maximum result > MDL will be used

e. MCL = Maximum Contaminant Level or RSL = Regional Screening Level for drinking water

f. Gross alpha > MCL at one well (HAA 12B), Nonvolatile beta > MCL at one well HAA 7C, Tritium > MCL at one well (HAA 12C)

**Table 3b. Summary of Historical Groundwater Monitoring Results for the H-Area Tank Farm (2003 – 2015)**

Constituent	Number of Samples <sup>a</sup>	Number of Non-Detects	Number of Results > SQL <sup>b</sup>	Result Range <sup>c</sup>	Result Average <sup>d</sup>	MCL/RSL <sup>e</sup>	Units	Number of Results > MCL/RSL <sup>e</sup>
Nitrate/Nitrite	473	13	421	U-9.8	1.08	10	mg/L	0
Cadmium	455	380	1	U-2.8	0.24	5	µg/L	0
Chromium	471	294	7	U-487	10.25	100	µg/L	3
Manganese	354	73	133	U-1,280	73.42	430	µg/L	24
Sodium	478	9	469	U-22,700	4,145.49	NA	µg/L	NA
Gross Alpha	533	422	16	U-29.1	3.87	15	pCi/L	5
Nonvolatile Beta	588	459	48	U-54.7	7.89	50	pCi/L	1
Tritium	586	168	358	U-89.2	10.46	20	pCi/mL	37
Technetium-99	358	327	15	U-88.2	16.51	900	pCi/L	0

a. Includes regular, duplicate, and split samples

b. Number of results > SQL and unqualified, SQL = laboratory Sample Quantitation Limit

c. U = non-detect

d. Average of results > laboratory method detection limit

e. MCL = Maximum Contaminant Level or RSL = Regional Screening Level for drinking water

**This page intentionally left blank.**

---

**ATTACHMENT A**

**2020 Sample Results for F-Area Tank Farm**

**This page intentionally left blank.**

---

## Data Qualification

The qualifiers used when validating analytical data are listed in the following table. Qualifiers are given in order of "usability," i.e., lower ones supersede higher ones as validation functions are applied. Not every qualifier is currently used but may be used in the future.

USEPA Functional Guideline Qualifiers	
Qualifier	Description
<i>[null]</i>	Data not remarked. The detected analyte result is acceptable for use as reported.
<i>J</i>	The detected analyte was positively identified but the result is approximate.
<i>NJ</i>	The detected analyte was only tentatively identified, and the result is approximate.
<i>U</i>	The analyte was analyzed for, but not detected. The SQL is valid unless blank contamination is indicated.
<i>UJ</i>	The analyte was analyzed for, but not detected. The SQL is approximate and may be inaccurate or imprecise.
<i>R</i>	The sample result is rejected as unusable due to serious deficiencies in meeting quality control criteria. The analyte may be present or absent.

**This page intentionally left blank.**

---

Well Name	Collection Date	Analyte	MCL	Result	Units	Lab Qualifier	Review Qualifier	Detection Limit	Quantitation Limit (SQL)
FTF 28	2/11/2020	ACTINIUM-228	24 <sup>b</sup>	3.72	pCi/L	U	U	10.4	21.2
FTF012R	9/14/2020	ACTINIUM-228	24 <sup>b</sup>	0.166	pCi/L	U	U	21.2	44
FTF 28	9/14/2020	ACTINIUM-228	24 <sup>b</sup>	0.0628	pCi/L	U	U	23.3	48.9
FTF012R	2/11/2020	ACTINIUM-228	24 <sup>b</sup>	-3.73	pCi/L	U	U	21	45
FTF 28	9/14/2020	ACTINIUM-228	24 <sup>b</sup>	-10.7	pCi/L	U	U	23.8	52.4
FTF 28	2/11/2020	ACTINIUM-228	24 <sup>b</sup>	-11.5	pCi/L	U	U	19.2	44.2
FTF 28	9/14/2020	ACTINIUM-228	24 <sup>b</sup>	-11.5	pCi/L	U	U	19.8	43.6
FTF 28	2/11/2020	ACTINIUM-228	24 <sup>b</sup>	-14.4	pCi/L	U	U	25.3	53.9
FTF 28	2/11/2020	ANTIMONY-124		5.87	pCi/L	U	U	17.9	34.3
FTF 28	2/11/2020	ANTIMONY-124		3.37	pCi/L	U	U	9.96	18.9
FTF012R	2/11/2020	ANTIMONY-124		1.38	pCi/L	U	U	11.1	22.3
FTF 28	2/11/2020	ANTIMONY-124		0.81	pCi/L	U	U	5.13	10.5
FTF 28	2/11/2020	ANTIMONY-125		-0.493	pCi/L	U	U	15.8	33.6
FTF 28	2/11/2020	ANTIMONY-125		-1.28	pCi/L	U	U	6.62	14.2
FTF012R	2/11/2020	ANTIMONY-125		-1.66	pCi/L	U	U	13.2	28.1
FTF 28	2/11/2020	ANTIMONY-125		-4.23	pCi/L	U	U	10.9	23.7
FTF 28	2/11/2020	BARIUM-133		0.612	pCi/L	U	U	2.97	6.59
FTF 28	2/11/2020	BARIUM-133		0.00236	pCi/L	U	U	5.2	11.7
FTF012R	2/11/2020	BARIUM-133		-1.51	pCi/L	U	U	5.76	13.1
FTF 28	2/11/2020	BARIUM-133		-6.22	pCi/L	U	U	6.62	16.5
FTF 28	2/11/2020	BISMUTH-212		31.7	pCi/L	U	U	53	151
FTF 28	2/11/2020	BISMUTH-212		23.5	pCi/L	U	U	83.7	167
FTF 28	2/11/2020	BISMUTH-212		2.5	pCi/L	U	U	33.2	71
FTF012R	2/11/2020	BISMUTH-212		-22.3	pCi/L	U	U	55	121
FTF012R	9/14/2020	BISMUTH-214		311	pCi/L			9.12	53.3
FTF012R	2/11/2020	BISMUTH-214		285	pCi/L			8.61	46
FTF 28	2/11/2020	BISMUTH-214		221	pCi/L			12	54.8
FTF 28	9/14/2020	BISMUTH-214		219	pCi/L			11.3	55.5
FTF 28	2/11/2020	BISMUTH-214		218	pCi/L			8.14	40.7
FTF 28	2/11/2020	BISMUTH-214		215	pCi/L			4.57	26.8
FTF 28	9/14/2020	BISMUTH-214		209	pCi/L			9.3	47.5
FTF 28	9/14/2020	BISMUTH-214		196	pCi/L			9.34	47.3
FTF 20	2/5/2020	CADMIUM	5	1	ug/L	U	U	0.3	1
FTF 28	2/11/2020	CADMIUM	5	1	ug/L	U	U	0.3	1
FTF 28	2/11/2020	CADMIUM	5	1	ug/L	U	U	0.3	1
FTF012R	2/11/2020	CADMIUM	5	1	ug/L	U	U	0.3	1
FTF 28	9/14/2020	CADMIUM	5	1	ug/L	U	U	0.3	1
FTF 23	2/6/2020	CADMIUM	5	1	ug/L	U	U	0.3	1
FTF 22	9/14/2020	CADMIUM	5	1	ug/L	U	U	0.3	1
FTF 22	2/5/2020	CADMIUM	5	1	ug/L	U	U	0.3	1
FTF 29	2/11/2020	CADMIUM	5	1	ug/L	U	U	0.3	1
FTF 19	2/5/2020	CADMIUM	5	1	ug/L	U	U	0.3	1
FTF031	2/6/2020	CADMIUM	5	1	ug/L	U	U	0.3	1
FTF 20	9/14/2020	CADMIUM	5	1	ug/L	U	U	0.3	1
FTF 23	9/14/2020	CADMIUM	5	1	ug/L	U	U	0.3	1
FTF009R	9/14/2020	CADMIUM	5	1	ug/L	U	U	0.3	1
FTF 19	9/14/2020	CADMIUM	5	1	ug/L	U	U	0.3	1
FTF012R	9/14/2020	CADMIUM	5	1	ug/L	U	U	0.3	1
FTF030D	9/17/2020	CADMIUM	5	1	ug/L	U	U	0.3	1
FTF030	9/17/2020	CADMIUM	5	1	ug/L	U	U	0.3	1
FTF031	9/17/2020	CADMIUM	5	1	ug/L	U	U	0.3	1
FTF030	2/10/2020	CADMIUM	5	1	ug/L	U	U	0.3	1
FTF 29	9/14/2020	CADMIUM	5	1	ug/L	U	U	0.3	1
FTF 28	9/14/2020	CADMIUM	5	1	ug/L	U	U	0.3	1
FBG001C	2/10/2020	CADMIUM	5	0.516	ug/L	J	J	0.1	1
FBG001C	2/10/2020	CADMIUM	5	0.511	ug/L	J	J	0.3	1
FBG001C	2/10/2020	CADMIUM	5	0.465	ug/L	J	J	0.1	1
FBG001C	9/22/2020	CADMIUM	5	0.388	ug/L	J	J	0.3	1
FTF030D	2/10/2020	CADMIUM	5	0.334	ug/L	J	J	0.3	1
FTF009R	2/10/2020	CADMIUM	5	0.325	ug/L	J	J	0.3	1
FBG001C	9/22/2020	CADMIUM	5	0.32	ug/L	J	J	0.2	0.5
FTF 28	2/11/2020	CALIFORNIUM-249		2.78	pCi/L	U	U	5.77	11.9
FTF 28	2/11/2020	CALIFORNIUM-249		2.05	pCi/L	U	U	8.32	17.4
FTF012R	2/11/2020	CALIFORNIUM-249		1.4	pCi/L	U	U	6.17	12.9
FTF 28	2/11/2020	CALIFORNIUM-249		1.31	pCi/L	U	U	3.05	6.35
FTF 28	2/11/2020	CALIFORNIUM-251		1.28	pCi/L	U	U	10	22.9
FTF 28	2/11/2020	CALIFORNIUM-251		-1.08	pCi/L	U	U	28.2	59.4
FTF 28	2/11/2020	CALIFORNIUM-251		-2.04	pCi/L	U	U	19.6	44.4
FTF012R	2/11/2020	CALIFORNIUM-251		-8.61	pCi/L	U	U	21.5	48.1
FTF 28	2/11/2020	CARBON-14	2000	34.5	pCi/L	U	U	83.4	182
FTF 28	2/11/2020	CARBON-14	2000	13.6	pCi/L	U	U	83.5	180
FTF 28	9/14/2020	CARBON-14	2000	1.03	pCi/L	U	U	67	143
FTF 28	9/14/2020	CARBON-14	2000	-12	pCi/L	U	U	67.9	143
FTF 28	2/11/2020	CARBON-14	2000	-12.8	pCi/L	U	U	84	179
FTF012R	9/14/2020	CARBON-14	2000	-12.8	pCi/L	U	U	67.2	142
FTF012R	2/11/2020	CARBON-14	2000	-29.3	pCi/L	U	U	83.4	176
FTF 28	2/11/2020	CERIUM-141		6.68	pCi/L	U	U	7.82	22.7
FTF 28	2/11/2020	CERIUM-141		1.37	pCi/L	U	U	10.9	22.7
FTF 28	2/11/2020	CERIUM-141		0.327	pCi/L	U	U	3.76	8.2
FTF012R	2/11/2020	CERIUM-141		-6.33	pCi/L	U	U	8.08	19.8
FTF 28	2/11/2020	CERIUM-144		7.23	pCi/L	U	U	31.8	67
FTF012R	2/11/2020	CERIUM-144		3.95	pCi/L	U	U	34.1	74.3

Bold indicates result exceeds the MCL/RSL/PRG, results qualified with a "U" are not bolded because the analyte was not detected.

<sup>a</sup> Regional Screening Level <sup>b</sup> Preliminary Remediation Goal



Well Name	Collection Date	Analyte	MCL	Result	Units	Lab Qualifier	Review Qualifier	Detection Limit	Quantitation Limit (SQL)
FTF 28	2/11/2020	CERIUM-144		0.199	pCi/L	U	U	45.6	95.6
FTF 28	2/11/2020	CERIUM-144		-1.97	pCi/L	U	U	15.1	33.1
FTF012R	2/11/2020	CESIUM-134		1.3	pCi/L	U	U	5.13	10.6
FTF 28	2/11/2020	CESIUM-134		0.836	pCi/L	U	U	6.92	14.1
FTF 28	2/11/2020	CESIUM-134		-0.154	pCi/L	U	U	4.17	8.81
FTF 28	2/11/2020	CESIUM-134		-0.841	pCi/L	U	U	2.46	5.44
FTF 28	2/11/2020	CESIUM-137	200	1.79	pCi/L	U	U	4.61	9.93
FTF012R	9/14/2020	CESIUM-137	200	0.657	pCi/L	U	U	4.71	10.1
FTF 28	2/11/2020	CESIUM-137	200	0.651	pCi/L	U	U	6.34	13.8
FTF 28	2/11/2020	CESIUM-137	200	0.373	pCi/L	U	U	2.45	5.51
FTF 28	9/14/2020	CESIUM-137	200	-0.0692	pCi/L	U	U	5.68	11.7
FTF012R	2/11/2020	CESIUM-137	200	-0.109	pCi/L	U	U	4.42	9.96
FTF 28	9/14/2020	CESIUM-137	200	-0.875	pCi/L	U	U	4.39	9.93
FTF 28	9/14/2020	CESIUM-137	200	-1.22	pCi/L	U	U	5.09	10.7
FBG001C	2/10/2020	CHROMIUM	100	100	ug/L	U	U	10	100
FTF030D	9/17/2020	CHROMIUM	100	46.1	ug/L			3	10
FBG001C	2/10/2020	CHROMIUM	100	12.6	ug/L	J	J	10	100
FTF 20	2/5/2020	CHROMIUM	100	10	ug/L	U	U	3	10
FTF 28	2/11/2020	CHROMIUM	100	10	ug/L	U	U	3	10
FTF009R	2/10/2020	CHROMIUM	100	10	ug/L	U	U	3	10
FTF 28	2/11/2020	CHROMIUM	100	10	ug/L	U	U	3	10
FTF 28	9/14/2020	CHROMIUM	100	10	ug/L	U	U	3	10
FTF 22	9/14/2020	CHROMIUM	100	10	ug/L	U	U	3	10
FTF 22	2/5/2020	CHROMIUM	100	10	ug/L	U	U	3	10
FTF 19	2/5/2020	CHROMIUM	100	10	ug/L	U	U	3	10
FTF031	2/6/2020	CHROMIUM	100	10	ug/L	U	U	3	10
FTF 20	9/14/2020	CHROMIUM	100	10	ug/L	U	U	3	10
FTF 23	9/14/2020	CHROMIUM	100	10	ug/L	U	U	3	10
FTF009R	9/14/2020	CHROMIUM	100	10	ug/L	U	U	3	10
FTF 19	9/14/2020	CHROMIUM	100	10	ug/L	U	U	3	10
FTF031	9/17/2020	CHROMIUM	100	10	ug/L	U	U	3	10
FTF 29	9/14/2020	CHROMIUM	100	10	ug/L	U	U	3	10
FTF 28	9/14/2020	CHROMIUM	100	10	ug/L	U	U	3	10
FBG001C	9/22/2020	CHROMIUM	100	10	ug/L	U	U	4	10
FBG001C	2/10/2020	CHROMIUM	100	7.59	ug/L	J	J	3	10
FTF030	2/10/2020	CHROMIUM	100	5.58	ug/L	J	J	3	10
FTF030D	2/10/2020	CHROMIUM	100	5.21	ug/L	J	J	3	10
FTF012R	2/11/2020	CHROMIUM	100	4.84	ug/L	J	J	3	10
FBG001C	9/22/2020	CHROMIUM	100	4.77	ug/L	J	J	3	10
FTF030	9/17/2020	CHROMIUM	100	4.31	ug/L	J	J	3	10
FTF012R	9/14/2020	CHROMIUM	100	4.17	ug/L	J	J	3	10
FTF 23	2/6/2020	CHROMIUM	100	3.97	ug/L	J	J	3	10
FTF 29	2/11/2020	CHROMIUM	100	3.56	ug/L	J	J	3	10
FBG001C	2/10/2020	COBALT		1.14	ug/L	J	J	1	10
FBG001C	2/10/2020	COBALT		1.12	ug/L	J	J	1	10
FTF 28	2/11/2020	COBALT-57		1.28	pCi/L	U	U	4.25	8.93
FTF 28	2/11/2020	COBALT-57		0.66	pCi/L	U	U	1.9	4.1
FTF 28	2/11/2020	COBALT-57		-0.749	pCi/L	U	U	5.87	12.4
FTF012R	2/11/2020	COBALT-57		-0.886	pCi/L	U	U	4.32	9.96
FTF 28	2/11/2020	COBALT-58		-0.278	pCi/L	U	U	2.36	5.48
FTF 28	2/11/2020	COBALT-58		-0.771	pCi/L	U	U	3.74	8.64
FTF012R	2/11/2020	COBALT-58		-1.65	pCi/L	U	U	3.26	7.88
FTF 28	2/11/2020	COBALT-58		-2.61	pCi/L	U	U	5.2	12
FTF 28	9/14/2020	COBALT-60	100	2.18	pCi/L	U	U	5.14	9.62
FTF 28	2/11/2020	COBALT-60	100	1.22	pCi/L	U	U	4.62	9.06
FTF 28	9/14/2020	COBALT-60	100	0.94	pCi/L	U	U	6.66	13
FTF 28	2/11/2020	COBALT-60	100	0.577	pCi/L	U	U	6.62	13.1
FTF012R	2/11/2020	COBALT-60	100	0.452	pCi/L	U	U	4.71	9.51
FTF012R	9/14/2020	COBALT-60	100	0	pCi/L	U	U	5.44	11
FTF 28	2/11/2020	COBALT-60	100	-0.284	pCi/L	U	U	2.49	5.27
FTF 28	9/14/2020	COBALT-60	100	-0.879	pCi/L	U	U	4.85	9.99
FTF 28	2/11/2020	CURIUM-247		0.808	pCi/L	U	U	7.3	15.4
FTF 28	2/11/2020	CURIUM-247		-0.954	pCi/L	U	U	5	10.7
FTF 28	2/11/2020	CURIUM-247		-1.97	pCi/L	U	U	2.51	5.51
FTF012R	2/11/2020	CURIUM-247		-2.14	pCi/L	U	U	4.7	10.2
FTF 28	2/11/2020	EUROPIUM-152		4.37	pCi/L	U	U	7.35	15.2
FTF 28	2/11/2020	EUROPIUM-152		2.06	pCi/L	U	U	13.5	29.1
FTF 28	2/11/2020	EUROPIUM-152		0.364	pCi/L	U	U	19.1	40.5
FTF012R	2/11/2020	EUROPIUM-152		-0.644	pCi/L	U	U	13.7	28.9
FTF012R	2/11/2020	EUROPIUM-154		4.64	pCi/L	U	U	14.9	29.6
FTF 28	2/11/2020	EUROPIUM-154		3.63	pCi/L	U	U	7.8	16.6
FTF 28	2/11/2020	EUROPIUM-154		2.32	pCi/L	U	U	19.1	41.1
FTF 28	2/11/2020	EUROPIUM-154		1.94	pCi/L	U	U	12.7	25.2
FTF 28	2/11/2020	EUROPIUM-155		0.144	pCi/L	U	U	7.2	15.6
FTF 28	2/11/2020	EUROPIUM-155		-2.62	pCi/L	U	U	24.2	53.6
FTF012R	2/11/2020	EUROPIUM-155		-2.93	pCi/L	U	U	19.1	42.9
FTF 28	2/11/2020	EUROPIUM-155		-3.98	pCi/L	U	U	17.4	38.4
FTF 20	2/5/2020	GROSS ALPHA	15	7.33	pCi/L			0.901	3.7
FTF 23	2/6/2020	GROSS ALPHA	15	5.42	pCi/L			0.927	3.55
FTF 28	2/11/2020	GROSS ALPHA	15	4.41	pCi/L			0.507	1.75
FTF 22	9/14/2020	GROSS ALPHA	15	4.33	pCi/L			0.973	3.05
FTF 22	2/5/2020	GROSS ALPHA	15	3.95	pCi/L			0.852	3.05

Bold indicates result exceeds the MCL/RSL/PRG, results qualified with a "U" are not bolded because the analyte was not detected.

<sup>a</sup> Regional Screening Level <sup>b</sup> Preliminary Remediation Goal

Well Name	Collection Date	Analyte	MCL	Result	Units	Lab Qualifier	Review Qualifier	Detection Limit	Quantitation Limit (SQL)
FTF030D	2/10/2020	GROSS ALPHA	15	3.49	pCi/L			0.488	1.49
FTF 28	2/11/2020	GROSS ALPHA	15	3.3	pCi/L			0.333	1.43
FTF 23	9/14/2020	GROSS ALPHA	15	3.04	pCi/L			0.717	2.3
FTF 20	9/14/2020	GROSS ALPHA	15	2.94	pCi/L			0.973	2.76
FTF012R	2/11/2020	GROSS ALPHA	15	2.63	pCi/L			0.68	1.84
FTF 19	9/14/2020	GROSS ALPHA	15	2.62	pCi/L	J	J	0.996	3.06
FTF 19	2/5/2020	GROSS ALPHA	15	2.35	pCi/L	J	J	0.956	3.02
FBG001C	2/10/2020	GROSS ALPHA	15	1.82	pCi/L	J	J	0.945	2.74
FTF 29	9/14/2020	GROSS ALPHA	15	1.81	pCi/L	J	J	0.971	2.65
FBG001C	2/10/2020	GROSS ALPHA	15	1.75	pCi/L	U	U	2.29	6
FBG001C	9/22/2020	GROSS ALPHA	15	1.47	pCi/L			0.557	1.46
FBG001C	9/22/2020	GROSS ALPHA	15	1.45	pCi/L	J	J	1.29	3.118
FTF030	9/17/2020	GROSS ALPHA	15	1.4	pCi/L	J	J	0.98	2.48
FTF012R	9/14/2020	GROSS ALPHA	15	1.38	pCi/L	J	J	0.773	2.22
FTF031	2/6/2020	GROSS ALPHA	15	1.22	pCi/L	J	J	0.56	1.41
FBG001C	2/10/2020	GROSS ALPHA	15	1.17	pCi/L	J	J	0.919	2.34
FTF031	2/6/2020	GROSS ALPHA	15	1.08	pCi/L	J	J	0.959	2.17
FTF009R	9/14/2020	GROSS ALPHA	15	0.733	pCi/L	U	U	0.787	1.87
FTF 29	2/11/2020	GROSS ALPHA	15	0.582	pCi/L	U	U	0.594	1.37
FTF031	9/17/2020	GROSS ALPHA	15	0.551	pCi/L	U	U	0.806	1.82
FBG001C	9/22/2020	GROSS ALPHA	15	0.5344	pCi/L	U	U	1.27	2.77
FTF030D	9/17/2020	GROSS ALPHA	15	0.502	pCi/L	U	U	0.827	1.87
FTF009R	2/10/2020	GROSS ALPHA	15	0.482	pCi/L	U	U	0.542	1.22
FTF 28	9/14/2020	GROSS ALPHA	15	0.333	pCi/L	U	U	0.728	1.69
FTF 28	9/14/2020	GROSS ALPHA	15	0.317	pCi/L	U	U	0.838	1.9
FTF030	2/10/2020	GROSS ALPHA	15	0.066	pCi/L	U	U	0.635	1.29
<b>FTF 19</b>	<b>2/5/2020</b>	<b>IODINE-129</b>	<b>1</b>	<b>1.53</b>	<b>pCi/L</b>	<b>J</b>	<b>J</b>	<b>0.948</b>	<b>2.24</b>
FTF 19	9/14/2020	IODINE-129	1	1.4	pCi/L	R	R	0.476	2.02
FTF012R	2/11/2020	IODINE-129	1	0.997	pCi/L	U	U	1.21	2.58
FTF009R	2/10/2020	IODINE-129	1	0.594	pCi/L	U	U	1.03	2.13
FTF 23	9/14/2020	IODINE-129	1	0.583	pCi/L	U	U	0.867	1.76
FTF012R	9/14/2020	IODINE-129	1	0.501	pCi/L	U	U	0.762	1.94
FTF 22	9/14/2020	IODINE-129	1	0.456	pCi/L	U	U	0.668	1.62
FTF 28	2/11/2020	IODINE-129	1	0.366	pCi/L	U	U	1.13	2.64
FTF 22	2/5/2020	IODINE-129	1	0.31	pCi/L	UJ	UJ	1.07	2.31
FTF030	9/17/2020	IODINE-129	1	0.28	pCi/L	U	U	0.619	1.26
FTF031	9/17/2020	IODINE-129	1	0.273	pCi/L	U	U	0.646	1.2
FTF 20	2/5/2020	IODINE-129	1	0.269	pCi/L	UJ	UJ	1.06	3.35
FTF009R	9/14/2020	IODINE-129	1	0.227	pCi/L	U	U	0.773	1.39
FTF 28	9/14/2020	IODINE-129	1	0.225	pCi/L	U	U	0.762	1.52
FBG001C	9/22/2020	IODINE-129	1	0.164	pCi/L	U	U	0.969	1.86
FTF 29	9/14/2020	IODINE-129	1	0.145	pCi/L	U	U	0.685	1.24
FBG001C	9/22/2020	IODINE-129	1	0.0633	pCi/L	U	U	0.813	1.66
FTF 29	2/11/2020	IODINE-129	1	0.0558	pCi/L	U	U	1.03	2.23
FTF030D	9/17/2020	IODINE-129	1	0.0526	pCi/L	U	U	0.662	1.3
FTF 28	9/14/2020	IODINE-129	1	0.0392	pCi/L	U	U	0.651	1.38
FBG001C	2/10/2020	IODINE-129	1	-0.0461	pCi/L	U	U	0.555	1.2
FBG001C	9/22/2020	IODINE-129	1	-0.0671	pCi/L	U	U	0.451	0.971
FTF 28	2/11/2020	IODINE-129	1	-0.081	pCi/L	U	U	1.14	2.72
FTF 22	2/5/2020	IODINE-129	1	-0.167	pCi/L	U	UJ	1	2.38
FTF 23	2/6/2020	IODINE-129	1	-0.192	pCi/L	U	U	1.04	2.28
FTF 20	9/14/2020	IODINE-129	1	-0.196	pCi/L	U	U	0.62	1.32
FBG001C	2/10/2020	IODINE-129	1	-0.204	pCi/L	U	U	1.07	2.34
FTF 28	2/11/2020	IODINE-129	1	-0.28	pCi/L	U	U	1.06	2.34
FTF031	2/6/2020	IODINE-129	1	-0.284	pCi/L	U	UJ	1.02	2.25
FTF030D	2/10/2020	IODINE-129	1	-0.313	pCi/L	U	U	1	2.21
FTF030	2/10/2020	IODINE-129	1	-0.656	pCi/L	U	U	0.996	2.48
FTF012R	2/11/2020	LEAD-212	1.8 <sup>b</sup>	9.07	pCi/L	R	U	8.42	28
FTF 28	2/11/2020	LEAD-212	1.8 <sup>b</sup>	6.57	pCi/L	U	U	8.22	25.4
FTF 28	2/11/2020	LEAD-212	1.8 <sup>b</sup>	3.23	pCi/L	U	U	4.1	11.7
FTF 28	9/14/2020	LEAD-212	1.8 <sup>b</sup>	1.31	pCi/L	U	U	10.2	23.4
FTF 28	9/14/2020	LEAD-212	1.8 <sup>b</sup>	0.164	pCi/L	U	U	10.6	23.4
FTF 28	2/11/2020	LEAD-212	1.8 <sup>b</sup>	0.109	pCi/L	U	U	11.8	33.6
FTF012R	9/14/2020	LEAD-212	1.8 <sup>b</sup>	-1.96	pCi/L	U	U	10.4	23.8
FTF 28	9/14/2020	LEAD-212	1.8 <sup>b</sup>	-4.49	pCi/L	U	U	12.4	28.1
<b>FTF012R</b>	<b>9/14/2020</b>	<b>LEAD-214</b>	<b>130<sup>b</sup></b>	<b>350</b>	<b>pCi/L</b>			<b>11.1</b>	<b>59.1</b>
<b>FTF012R</b>	<b>2/11/2020</b>	<b>LEAD-214</b>	<b>130<sup>b</sup></b>	<b>304</b>	<b>pCi/L</b>		<b>J</b>	<b>11.1</b>	<b>51.1</b>
<b>FTF 28</b>	<b>2/11/2020</b>	<b>LEAD-214</b>	<b>130<sup>b</sup></b>	<b>280</b>	<b>pCi/L</b>		<b>J</b>	<b>13.5</b>	<b>61.1</b>
<b>FTF 28</b>	<b>9/14/2020</b>	<b>LEAD-214</b>	<b>130<sup>b</sup></b>	<b>244</b>	<b>pCi/L</b>			<b>11.2</b>	<b>53</b>
<b>FTF 28</b>	<b>2/11/2020</b>	<b>LEAD-214</b>	<b>130<sup>b</sup></b>	<b>238</b>	<b>pCi/L</b>			<b>32.5</b>	<b>68.7</b>
<b>FTF 28</b>	<b>2/11/2020</b>	<b>LEAD-214</b>	<b>130<sup>b</sup></b>	<b>233</b>	<b>pCi/L</b>		<b>J</b>	<b>19.5</b>	<b>41.5</b>
<b>FTF 28</b>	<b>9/14/2020</b>	<b>LEAD-214</b>	<b>130<sup>b</sup></b>	<b>231</b>	<b>pCi/L</b>			<b>13.2</b>	<b>61</b>
<b>FTF 28</b>	<b>9/14/2020</b>	<b>LEAD-214</b>	<b>130<sup>b</sup></b>	<b>230</b>	<b>pCi/L</b>			<b>11</b>	<b>50</b>
FTF009R	2/10/2020	MANGANESE	430 <sup>a</sup>	229	ug/L			1	5
FTF030D	2/10/2020	MANGANESE	430 <sup>a</sup>	156	ug/L			1	5
FTF009R	9/14/2020	MANGANESE	430 <sup>a</sup>	130	ug/L			1	5
FBG001C	2/10/2020	MANGANESE	430 <sup>a</sup>	113	ug/L			1	5
FBG001C	9/22/2020	MANGANESE	430 <sup>a</sup>	107	ug/L			1	5
FBG001C	2/10/2020	MANGANESE	430 <sup>a</sup>	101	ug/L			1	10
FBG001C	2/10/2020	MANGANESE	430 <sup>a</sup>	101	ug/L			1	10

Bold indicates result exceeds the MCL/RSL/PRG, results qualified with a "U" are not bolded because the analyte was not detected.

<sup>a</sup> Regional Screening Level <sup>b</sup> Preliminary Remediation Goal

Well Name	Collection Date	Analyte	MCL	Result	Units	Lab Qualifier	Review Qualifier	Detection Limit	Quantitation Limit (SQL)
FBG001C	9/22/2020	MANGANESE	430 <sup>a</sup>	100	ug/L			1.5	4
FTF030D	9/17/2020	MANGANESE	430 <sup>a</sup>	97.3	ug/L			1	5
FTF 20	2/5/2020	MANGANESE	430 <sup>a</sup>	62.8	ug/L			1	5
FTF 20	9/14/2020	MANGANESE	430 <sup>a</sup>	38	ug/L			1	5
FTF030	9/17/2020	MANGANESE	430 <sup>a</sup>	25.1	ug/L			1	5
FTF 22	2/5/2020	MANGANESE	430 <sup>a</sup>	24.2	ug/L			1	5
FTF 22	9/14/2020	MANGANESE	430 <sup>a</sup>	21.3	ug/L			1	5
FTF030	2/10/2020	MANGANESE	430 <sup>a</sup>	17.7	ug/L	J	J	1	5
FTF 28	2/11/2020	MANGANESE	430 <sup>a</sup>	12.9	ug/L			1	5
FTF 28	2/11/2020	MANGANESE	430 <sup>a</sup>	12	ug/L			1	5
FTF031	9/17/2020	MANGANESE	430 <sup>a</sup>	11.9	ug/L			1	5
FTF 23	9/14/2020	MANGANESE	430 <sup>a</sup>	11.7	ug/L			1	5
FTF 28	9/14/2020	MANGANESE	430 <sup>a</sup>	11.3	ug/L			1	5
FTF 28	9/14/2020	MANGANESE	430 <sup>a</sup>	11.2	ug/L			1	5
FTF 19	2/5/2020	MANGANESE	430 <sup>a</sup>	10.4	ug/L			1	5
FTF031	2/6/2020	MANGANESE	430 <sup>a</sup>	8.99	ug/L			1	5
FTF 23	2/6/2020	MANGANESE	430 <sup>a</sup>	8.88	ug/L	J	J	1	5
FTF 19	9/14/2020	MANGANESE	430 <sup>a</sup>	5.92	ug/L			1	5
FTF 29	2/11/2020	MANGANESE	430 <sup>a</sup>	5	ug/L	U	U	1	5
FTF 29	9/14/2020	MANGANESE	430 <sup>a</sup>	3	ug/L	J	J	1	5
FTF012R	2/11/2020	MANGANESE	430 <sup>a</sup>	2.28	ug/L	J	J	1	5
FTF012R	9/14/2020	MANGANESE	430 <sup>a</sup>	1.38	ug/L	J	J	1	5
FTF 28	2/11/2020	MANGANESE-54		1.1	pCi/L	U	U	5.87	11.8
FTF 28	2/11/2020	MANGANESE-54		0.659	pCi/L	U	U	4.19	8.73
FTF012R	2/11/2020	MANGANESE-54		0.514	pCi/L	U	U	3.96	8.26
FTF 28	2/11/2020	MANGANESE-54		-0.247	pCi/L	U	U	2.47	5.37
FTF012R	2/11/2020	NEPTUNIUM-239		12	pCi/L	U	U	47.2	102
FTF 28	2/11/2020	NEPTUNIUM-239		3.14	pCi/L	U	U	20.2	43.8
FTF 28	2/11/2020	NEPTUNIUM-239		2.41	pCi/L	U	U	44.9	94.9
FTF 28	2/11/2020	NEPTUNIUM-239		-18.3	pCi/L	U	U	61.3	138
FTF 28	9/14/2020	NICKEL-59	300	43.6	pCi/L	U	U	122	237
FTF012R	2/11/2020	NICKEL-59	300	32.1	pCi/L	U	U	96.2	223
FTF 28	2/11/2020	NICKEL-59	300	18.4	pCi/L	U	U	93.1	191
FTF 28	2/11/2020	NICKEL-59	300	17.1	pCi/L	U	U	99.8	205
FTF 28	2/11/2020	NICKEL-59	300	13.2	pCi/L	U	U	92.5	199
FTF 28	9/14/2020	NICKEL-59	300	9.42	pCi/L	U	U	65.6	118
FTF 28	9/14/2020	NICKEL-59	300	4.71	pCi/L	U	U	131	277
FTF012R	9/14/2020	NICKEL-59	300	-13.3	pCi/L	U	U	98.6	211
FTF 28	2/11/2020	NICKEL-63	50	141	pCi/L	U	U	305	667
FTF 28	2/11/2020	NICKEL-63	50	132	pCi/L	U	U	268	586
FTF012R	9/14/2020	NICKEL-63	50	35.6	pCi/L	U	U	289	623
FTF 28	2/11/2020	NICKEL-63	50	13.2	pCi/L	U	U	311	667
FTF 28	9/14/2020	NICKEL-63	50	11.2	pCi/L	U	U	300	644
FTF012R	2/11/2020	NICKEL-63	50	-3.74	pCi/L	U	U	289	619
FTF 28	9/14/2020	NICKEL-63	50	-12.7	pCi/L	U	U	291	623
FTF 28	9/14/2020	NICKEL-63	50	-47.6	pCi/L	U	U	317	677
FTF012R	2/11/2020	NI0BIUM-94		1.66	pCi/L	U	U	4.3	8.82
FTF 28	2/11/2020	NI0BIUM-94		1.46	pCi/L	U	U	5.91	11.9
FTF 28	2/11/2020	NI0BIUM-94		-0.313	pCi/L	U	U	2.24	4.86
FTF 28	2/11/2020	NI0BIUM-94		-0.431	pCi/L	U	U	3.57	7.63
FBG001C	2/10/2020	NITRATE-NITRITE AS NITROGEN	10	8.41	mg/L			0.17	0.5
FBG001C	2/10/2020	NITRATE-NITRITE AS NITROGEN	10	7.63	mg/L			0.17	0.5
FBG001C	9/22/2020	NITRATE-NITRITE AS NITROGEN	10	6.9	mg/L			0.019	0.1
FBG001C	2/10/2020	NITRATE-NITRITE AS NITROGEN	10	6.77	mg/L			0.39	1
FBG001C	9/22/2020	NITRATE-NITRITE AS NITROGEN	10	6.53	mg/L			0.078	0.2
FTF 23	9/14/2020	NITRATE-NITRITE AS NITROGEN	10	3.33	mg/L			0.078	0.2
FTF030D	2/10/2020	NITRATE-NITRITE AS NITROGEN	10	3.08	mg/L			0.078	0.2
FTF 29	2/11/2020	NITRATE-NITRITE AS NITROGEN	10	3.02	mg/L			0.078	0.2
FTF 23	2/6/2020	NITRATE-NITRITE AS NITROGEN	10	2.95	mg/L			0.078	0.2
FTF 29	9/14/2020	NITRATE-NITRITE AS NITROGEN	10	2.9	mg/L			0.078	0.2
FTF 28	9/14/2020	NITRATE-NITRITE AS NITROGEN	10	2.26	mg/L		J	0.078	0.2
FTF030	9/17/2020	NITRATE-NITRITE AS NITROGEN	10	2.15	mg/L			0.078	0.2
FTF031	9/17/2020	NITRATE-NITRITE AS NITROGEN	10	2.15	mg/L			0.078	0.2
FTF 28	2/11/2020	NITRATE-NITRITE AS NITROGEN	10	2.11	mg/L			0.078	0.2
FTF 28	2/11/2020	NITRATE-NITRITE AS NITROGEN	10	2.1	mg/L			0.078	0.2
FTF031	2/6/2020	NITRATE-NITRITE AS NITROGEN	10	2.1	mg/L			0.078	0.2
FTF030	2/10/2020	NITRATE-NITRITE AS NITROGEN	10	2.09	mg/L			0.078	0.2
FTF009R	2/10/2020	NITRATE-NITRITE AS NITROGEN	10	2	mg/L			0.078	0.2
FTF009R	9/14/2020	NITRATE-NITRITE AS NITROGEN	10	1.87	mg/L			0.078	0.2
FTF 20	2/5/2020	NITRATE-NITRITE AS NITROGEN	10	1.83	mg/L			0.078	0.2
FTF 19	9/14/2020	NITRATE-NITRITE AS NITROGEN	10	1.68	mg/L			0.078	0.2
FTF 19	2/5/2020	NITRATE-NITRITE AS NITROGEN	10	1.55	mg/L			0.078	0.2
FTF012R	9/14/2020	NITRATE-NITRITE AS NITROGEN	10	1.54	mg/L			0.078	0.2
FTF 22	9/14/2020	NITRATE-NITRITE AS NITROGEN	10	1.38	mg/L			0.078	0.2
FTF012R	2/11/2020	NITRATE-NITRITE AS NITROGEN	10	1.37	mg/L			0.078	0.2
FTF 20	9/14/2020	NITRATE-NITRITE AS NITROGEN	10	1.33	mg/L			0.078	0.2
FTF 22	2/5/2020	NITRATE-NITRITE AS NITROGEN	10	1.19	mg/L			0.078	0.2
FTF 28	9/14/2020	NITRATE-NITRITE AS NITROGEN	10	0.224	mg/L		J	0.0078	0.02
FTF030D	9/17/2020	NITRATE-NITRITE AS NITROGEN	10	0.135	mg/L			0.0078	0.02
FTF 28	9/14/2020	NONVOLATILE BETA	50	717	pCi/L			0.937	16

Bold indicates result exceeds the MCL/RSL/PRG, results qualified with a "U" are not bolded because the analyte was not detected.

<sup>a</sup> Regional Screening Level <sup>b</sup> Preliminary Remediation Goal

Well Name	Collection Date	Analyte	MCL	Result	Units	Lab Qualifier	Review Qualifier	Detection Limit	Quantitation Limit (SQL)
FTF 28	9/14/2020	NONVOLATILE BETA	50	698	pCi/L			0.985	16
FTF 28	2/11/2020	NONVOLATILE BETA	50	667	pCi/L			0.507	8.41
FTF 28	2/11/2020	NONVOLATILE BETA	50	548	pCi/L			0.501	7.68
FTF012R	2/11/2020	NONVOLATILE BETA	50	78.6	pCi/L			0.439	3.2
FTF012R	9/14/2020	NONVOLATILE BETA	50	54.9	pCi/L			0.98	5.34
FTF 19	2/5/2020	NONVOLATILE BETA	50	46.5	pCi/L			0.918	5.52
FTF 19	9/14/2020	NONVOLATILE BETA	50	14.4	pCi/L			0.88	3.24
FTF 29	9/14/2020	NONVOLATILE BETA	50	8.06	pCi/L			0.756	2.51
FTF 29	2/11/2020	NONVOLATILE BETA	50	5.2	pCi/L			0.417	1.27
FBG001C	2/10/2020	NONVOLATILE BETA	50	4.43	pCi/L			0.847	2.68
FTF 20	9/14/2020	NONVOLATILE BETA	50	3.68	pCi/L			0.856	2.23
FTF 20	2/5/2020	NONVOLATILE BETA	50	3.27	pCi/L			0.939	2.39
FTF 22	2/5/2020	NONVOLATILE BETA	50	3.27	pCi/L			0.951	2.47
FBG001C	9/22/2020	NONVOLATILE BETA	50	3.178	pCi/L			0.887	2.405
FBG001C	9/22/2020	NONVOLATILE BETA	50	2.87	pCi/L			0.857	2.323
FBG001C	9/22/2020	NONVOLATILE BETA	50	2.86	pCi/L			0.696	1.66
FBG001C	2/10/2020	NONVOLATILE BETA	50	2.66	pCi/L			0.995	2.58
FTF 22	9/14/2020	NONVOLATILE BETA	50	2.6	pCi/L			0.908	2.24
FBG001C	2/10/2020	NONVOLATILE BETA	50	2.49	pCi/L	U	U	3.81	9.01
FTF030D	2/10/2020	NONVOLATILE BETA	50	2.39	pCi/L			0.576	1.39
FTF 23	2/6/2020	NONVOLATILE BETA	50	2.3	pCi/L	J	J	0.996	2.54
FTF 23	9/14/2020	NONVOLATILE BETA	50	2.3	pCi/L	J	J	0.999	2.4
FTF030	2/10/2020	NONVOLATILE BETA	50	1.68	pCi/L	J	J	0.954	2.21
FTF030	9/17/2020	NONVOLATILE BETA	50	1.53	pCi/L	J	J	0.803	2
FTF031	2/6/2020	NONVOLATILE BETA	50	1.21	pCi/L	J	J	1.03	2.3
FTF031	2/6/2020	NONVOLATILE BETA	50	1.09	pCi/L	J	J	0.697	1.59
FTF031	9/17/2020	NONVOLATILE BETA	50	1.07	pCi/L	J	J	0.974	2.22
FTF009R	2/10/2020	NONVOLATILE BETA	50	0.957	pCi/L	J	J	0.487	1.12
FTF030D	9/17/2020	NONVOLATILE BETA	50	0.892	pCi/L	U	UJ	0.991	2.23
FTF009R	9/14/2020	NONVOLATILE BETA	50	-0.171	pCi/L	U	U	0.867	1.8
FTF 29	9/14/2020	PH	NA	7.5	pH				
FTF 29	2/11/2020	PH	NA	7.1	pH				
FTF 19	9/14/2020	PH	NA	6.5	pH				
FTF012R	2/11/2020	PH	NA	6.3	pH				
FTF012R	9/14/2020	PH	NA	6.3	pH				
FTF 19	2/5/2020	PH	NA	6.1	pH				
FTF030	2/10/2020	PH	NA	5.7	pH				
FTF 22	2/5/2020	PH	NA	5.5	pH				
FTF030	9/17/2020	PH	NA	5.5	pH				
FBG001C	9/22/2020	PH	NA	5.4	pH				
FTF 20	9/14/2020	PH	NA	5.4	pH				
FTF 22	9/14/2020	PH	NA	5.3	pH				
FTF030D	2/10/2020	PH	NA	5.3	pH				
FTF 20	2/5/2020	PH	NA	5.2	pH				
FTF 28	2/11/2020	PH	NA	5.2	pH				
FTF030D	9/17/2020	PH	NA	5.2	pH				
FTF 28	9/14/2020	PH	NA	5.1	pH				
FTF009R	2/10/2020	PH	NA	5.1	pH				
FBG001C	2/10/2020	PH	NA	5	pH				
FTF 23	2/6/2020	PH	NA	5	pH				
FTF009R	9/14/2020	PH	NA	4.9	pH				
FTF031	2/6/2020	PH	NA	4.8	pH				
FTF 23	9/14/2020	PH	NA	4.7	pH				
FTF031	9/17/2020	PH	NA	4.4	pH				
FBG001D	2/5/2020	PH	NA		pH				
FBG001D	9/14/2020	PH	NA		pH				
FTF 28	2/11/2020	POTASSIUM-40	0.83 <sup>a</sup>	80.1	pCi/L	J	J	38.2	126
FTF012R	2/11/2020	POTASSIUM-40	0.83 <sup>b</sup>	46.8	pCi/L	R	R	41.3	128
FTF 28	9/14/2020	POTASSIUM-40	0.83 <sup>b</sup>	30.1	pCi/L	U	U	45.7	164
FTF 28	9/14/2020	POTASSIUM-40	0.83 <sup>b</sup>	-9.79	pCi/L	U	U	74.9	157
FTF 28	2/11/2020	POTASSIUM-40	0.83 <sup>b</sup>	-14.7	pCi/L	U	U	31.4	71.8
FTF 28	9/14/2020	POTASSIUM-40	0.83 <sup>b</sup>	-16	pCi/L	U	U	64.3	130
FTF012R	9/14/2020	POTASSIUM-40	0.83 <sup>b</sup>	-23.6	pCi/L	U	U	61.6	125
FTF 28	2/11/2020	POTASSIUM-40	0.83 <sup>b</sup>	-31.2	pCi/L	U	U	70.8	153
FTF 28	2/11/2020	PROMETHIUM-144		2.34	pCi/L	U	U	6.03	12
FTF 28	2/11/2020	PROMETHIUM-144		1.9	pCi/L	U	U	4.12	8.36
FTF 28	2/11/2020	PROMETHIUM-144		0.575	pCi/L	U	U	2.4	5.1
FTF012R	2/11/2020	PROMETHIUM-144		0.275	pCi/L	U	U	3.9	8.2
FTF 28	2/11/2020	PROMETHIUM-146		1.88	pCi/L	U	U	8.08	16.9
FTF 28	2/11/2020	PROMETHIUM-146		0.365	pCi/L	U	U	5.36	11.3
FTF 28	2/11/2020	PROMETHIUM-146		-0.57	pCi/L	U	U	2.78	5.98
FTF012R	2/11/2020	PROMETHIUM-146		-1.09	pCi/L	U	U	5.54	11.8
FTF012R	9/14/2020	PROMETHIUM-147	600	21.6	pCi/L	U	U	67.3	146
FTF012R	2/11/2020	PROMETHIUM-147	600	9.4	pCi/L	U	U	42.3	91.9
FTF 28	9/14/2020	PROMETHIUM-147	600	1.69	pCi/L	U	U	68	146
FTF 28	9/14/2020	PROMETHIUM-147	600	-5.34	pCi/L	U	U	62.9	135
FTF 28	2/11/2020	PROMETHIUM-147	600	-8.96	pCi/L	U	U	48.3	104
FTF 28	9/14/2020	PROMETHIUM-147	600	-12.4	pCi/L	U	U	66.1	141
FTF 28	2/11/2020	PROMETHIUM-147	600	-15.1	pCi/L	U	U	45.5	97.3
FTF 28	2/11/2020	PROMETHIUM-147	600	-30.4	pCi/L	U	UJ	85.4	182
FTF 28	2/11/2020	PROTACTINIUM-233		11.9	pCi/L	R	R	9.26	31.3
FTF 28	2/11/2020	PROTACTINIUM-233		-1.13	pCi/L	U	U	4.55	9.69

Bold indicates result exceeds the MCL/RSL/PRG, results qualified with a "U" are not bolded because the analyte was not detected.

<sup>a</sup> Regional Screening Level <sup>b</sup> Preliminary Remediation Goal

Well Name	Collection Date	Analyte	MCL	Result	Units	Lab Qualifier	Review Qualifier	Detection Limit	Quantitation Limit (SQL)
FTF012R	2/11/2020	PROTACTINIUM-233		-1.97	pCi/L	U	U	9.55	20.3
FTF 28	2/11/2020	PROTACTINIUM-233		-2.47	pCi/L	U	U	12.2	26.2
FTF012R	2/11/2020	RADIUM-226	5	1.14	pCi/L	J	J	0.56	1.58
FTF 28	9/14/2020	RADIUM-226	5	0.652	pCi/L	J	J	0.625	1.51
FTF012R	9/14/2020	RADIUM-226	5	0.602	pCi/L	J	J	0.512	1.3
FTF 28	2/11/2020	RADIUM-226	5	0.443	pCi/L	U	U	0.612	1.42
FTF 28	9/14/2020	RADIUM-226	5	0.409	pCi/L	U	UJ	0.626	1.41
FTF 28	2/11/2020	RADIUM-226	5	0.195	pCi/L	U	U	0.523	1.12
FTF 28	9/14/2020	RADIUM-226	5	0.0488	pCi/L	U	UJ	0.601	1.18
FTF012R	2/11/2020	RADIUM-228	5	0.452	pCi/L	U	U	0.634	1.42
FTF 28	9/14/2020	RADIUM-228	5	0.207	pCi/L	U	U	0.595	1.27
FTF 28	2/11/2020	RADIUM-228	5	0.154	pCi/L	U	U	0.522	1.11
FTF012R	9/14/2020	RADIUM-228	5	0.0344	pCi/L	U	U	0.564	1.15
FTF012R	9/14/2020	RADIUM-228	5	-0.0208	pCi/L	U	U	0.623	1.28
FTF 28	2/11/2020	RADIUM-228	5	-0.337	pCi/L	U	U	0.777	1.57
FTF 28	9/14/2020	RADIUM-228	5	-0.465	pCi/L	U	U	0.713	1.35
FTF 28	2/11/2020	RUTHENIUM-103		0.666	pCi/L	U	U	2.33	5.33
FTF012R	2/11/2020	RUTHENIUM-103		0.162	pCi/L	U	U	4.55	9.59
FTF 28	2/11/2020	RUTHENIUM-103		-0.0403	pCi/L	U	U	5.21	11.1
FTF 28	2/11/2020	RUTHENIUM-103		-1.09	pCi/L	U	U	3.81	8.25
FTF 28	2/11/2020	RUTHENIUM-106		6.97	pCi/L	U	U	36.6	76
FTF 28	2/11/2020	RUTHENIUM-106		2.8	pCi/L	U	U	19.9	44.7
FTF012R	2/11/2020	RUTHENIUM-106		2.37	pCi/L	U	U	39.1	82.3
FTF 28	2/11/2020	RUTHENIUM-106		-26	pCi/L	U	U	40	88.2
FTF 19	9/14/2020	SODIUM	NA	39300	ug/L			80	250
FTF 22	2/5/2020	SODIUM	NA	19600	ug/L			80	250
FTF 19	2/5/2020	SODIUM	NA	19500	ug/L			80	250
FTF 20	9/14/2020	SODIUM	NA	19200	ug/L			80	250
FTF 22	9/14/2020	SODIUM	NA	19100	ug/L			80	250
FTF 20	2/5/2020	SODIUM	NA	14600	ug/L			80	250
FTF 23	2/6/2020	SODIUM	NA	8910	ug/L			80	250
FTF 23	9/14/2020	SODIUM	NA	8390	ug/L			80	250
FBG001C	2/10/2020	SODIUM	NA	7060	ug/L			80	250
FTF 29	2/11/2020	SODIUM	NA	6550	ug/L			80	250
FBG001C	9/22/2020	SODIUM	NA	6400	ug/L		J	80	250
FBG001C	2/10/2020	SODIUM	NA	6050	ug/L			200	2000
FTF012R	2/11/2020	SODIUM	NA	5910	ug/L			80	250
FBG001C	9/22/2020	SODIUM	NA	5900	ug/L			50	100
FBG001C	2/10/2020	SODIUM	NA	5890	ug/L			200	2000
FTF030	9/17/2020	SODIUM	NA	5730	ug/L			80	250
FTF030	2/10/2020	SODIUM	NA	5500	ug/L			80	250
FTF030D	2/10/2020	SODIUM	NA	5370	ug/L			80	250
FTF012R	9/14/2020	SODIUM	NA	4470	ug/L			80	250
FTF031	2/6/2020	SODIUM	NA	4360	ug/L			80	250
FTF031	9/17/2020	SODIUM	NA	4350	ug/L			80	250
FTF009R	9/14/2020	SODIUM	NA	4160	ug/L			80	250
FTF 29	9/14/2020	SODIUM	NA	3850	ug/L			80	250
FTF009R	2/10/2020	SODIUM	NA	3610	ug/L			80	250
FTF 28	9/14/2020	SODIUM	NA	3210	ug/L			80	250
FTF 28	9/14/2020	SODIUM	NA	3190	ug/L			80	250
FTF 28	2/11/2020	SODIUM	NA	3160	ug/L			80	250
FTF 28	2/11/2020	SODIUM	NA	3050	ug/L			80	250
FTF030D	9/17/2020	SODIUM	NA	2010	ug/L			80	250
FTF012R	2/11/2020	SODIUM-22		1.72	pCi/L	U	U	5.27	10.4
FTF 28	2/11/2020	SODIUM-22		1.5	pCi/L	U	U	2.74	5.76
FTF 28	2/11/2020	SODIUM-22		0.95	pCi/L	U	U	4.42	8.7
FTF 28	2/11/2020	SODIUM-22		0.683	pCi/L	U	U	6.62	14.3
FTF 29	2/11/2020	SPECIFIC CONDUCTANCE	NA	286	uS/cm				
FTF 29	9/14/2020	SPECIFIC CONDUCTANCE	NA	282	uS/cm				
FTF 19	9/14/2020	SPECIFIC CONDUCTANCE	NA	202	uS/cm				
FTF 19	2/5/2020	SPECIFIC CONDUCTANCE	NA	135	uS/cm				
FTF 20	9/14/2020	SPECIFIC CONDUCTANCE	NA	135	uS/cm				
FTF 20	2/5/2020	SPECIFIC CONDUCTANCE	NA	134	uS/cm				
FTF 22	2/5/2020	SPECIFIC CONDUCTANCE	NA	132	uS/cm				
FTF 22	9/14/2020	SPECIFIC CONDUCTANCE	NA	128	uS/cm				
FTF012R	2/11/2020	SPECIFIC CONDUCTANCE	NA	127	uS/cm				
FTF012R	9/14/2020	SPECIFIC CONDUCTANCE	NA	120	uS/cm				
FBG001C	2/10/2020	SPECIFIC CONDUCTANCE	NA	90	uS/cm				
FBG001C	9/22/2020	SPECIFIC CONDUCTANCE	NA	89	uS/cm				
FTF 23	9/14/2020	SPECIFIC CONDUCTANCE	NA	65	uS/cm				
FTF 23	2/6/2020	SPECIFIC CONDUCTANCE	NA	64	uS/cm				
FTF030D	2/10/2020	SPECIFIC CONDUCTANCE	NA	63	uS/cm				
FTF030	9/17/2020	SPECIFIC CONDUCTANCE	NA	55	uS/cm				
FTF030	2/10/2020	SPECIFIC CONDUCTANCE	NA	54	uS/cm				
FTF031	2/6/2020	SPECIFIC CONDUCTANCE	NA	45	uS/cm				
FTF031	9/17/2020	SPECIFIC CONDUCTANCE	NA	45	uS/cm				
FTF 28	2/11/2020	SPECIFIC CONDUCTANCE	NA	41	uS/cm				
FTF 28	9/14/2020	SPECIFIC CONDUCTANCE	NA	41	uS/cm				
FTF009R	9/14/2020	SPECIFIC CONDUCTANCE	NA	38	uS/cm				
FTF009R	2/10/2020	SPECIFIC CONDUCTANCE	NA	37	uS/cm				
FTF030D	9/17/2020	SPECIFIC CONDUCTANCE	NA	25	uS/cm				
FBG001D	2/5/2020	SPECIFIC CONDUCTANCE	NA		uS/cm				

Bold indicates result exceeds the MCL/RSL/PRG, results qualified with a "U" are not bolded because the analyte was not detected.

<sup>a</sup> Regional Screening Level <sup>b</sup> Preliminary Remediation Goal

Well Name	Collection Date	Analyte	MCL	Result	Units	Lab Qualifier	Review Qualifier	Detection Limit	Quantitation Limit (SQL)
FBG001D	9/14/2020	SPECIFIC CONDUCTANCE	NA		uS/cm				
FTF012R	2/11/2020	STRONTIUM-90	8	4.92	pCi/L	U	U	5.76	13
FTF 28	9/14/2020	STRONTIUM-90	8	4.57	pCi/L	U	U	5.91	13.3
FTF012R	9/14/2020	STRONTIUM-90	8	3.66	pCi/L	U	U	5.6	12.4
FTF 28	2/11/2020	STRONTIUM-90	8	2.23	pCi/L	U	U	7.49	16.2
FTF 28	9/14/2020	STRONTIUM-90	8	0.0644	pCi/L	U	U	5.28	10.8
FTF 28	2/11/2020	STRONTIUM-90	8	-1.21	pCi/L	U	U	6.16	12.4
FTF 28	9/14/2020	STRONTIUM-90	8	-1.77	pCi/L	U	U	4.28	8.24
FTF 28	9/14/2020	TECHNETIUM-99	900	1700	pCi/L			10.1	77.7
FTF 28	9/14/2020	TECHNETIUM-99	900	1640	pCi/L			10	75.8
FTF 28	2/11/2020	TECHNETIUM-99	900	1460	pCi/L			12	72
FTF 28	2/11/2020	TECHNETIUM-99	900	1390	pCi/L			12.9	70.5
FTF012R	2/11/2020	TECHNETIUM-99	900	123	pCi/L			8.4	22.4
FTF012R	9/14/2020	TECHNETIUM-99	900	118	pCi/L			7.92	25.9
FBG001C	2/10/2020	TECHNETIUM-99	900	9.32	pCi/L	J		4.35	10.1
FBG001C	2/10/2020	TECHNETIUM-99	900	9.32	pCi/L	J	J	4.35	10.1
FBG001C	9/22/2020	TECHNETIUM-99	900	5.23	pCi/L	U	U	8.33	18.3
FTF030	9/17/2020	TECHNETIUM-99	900	3	pCi/L	U	U	8.06	17.6
FBG001C	9/22/2020	TECHNETIUM-99	900	1.88	pCi/L	J	J	1.78	4.04
FBG001C	2/10/2020	TECHNETIUM-99	900	-3.02	pCi/L	U	U	7.93	17.1
FTF030	2/10/2020	TECHNETIUM-99	900	-5.46	pCi/L	U	U	8.26	17.7
FTF 28	9/14/2020	THALLIUM-208		4.19	pCi/L	U	U	5.01	15.5
FTF 28	2/11/2020	THALLIUM-208		0.919	pCi/L	U	U	5.58	17.1
FTF 28	2/11/2020	THALLIUM-208		0.802	pCi/L	U	U	2.63	6.09
FTF 28	2/11/2020	THALLIUM-208		0.324	pCi/L	U	U	4.64	9.98
FTF 28	9/14/2020	THALLIUM-208		-0.115	pCi/L	U	U	6.77	14.2
FTF012R	9/14/2020	THALLIUM-208		-1.48	pCi/L	U	U	5.13	11
FTF 28	9/14/2020	THALLIUM-208		-1.88	pCi/L	U	U	4.9	10.5
FTF012R	2/11/2020	THALLIUM-208		-1.89	pCi/L	U	U	4.95	11.5
FTF 28	2/11/2020	TIN-113		-0.0628	pCi/L	U	U	2.91	6.19
FTF 28	2/11/2020	TIN-113		-1.3	pCi/L	U	U	7.5	16.2
FTF 28	2/11/2020	TIN-113		-2.63	pCi/L	U	U	5.29	11.6
FTF012R	2/11/2020	TIN-113		-5.11	pCi/L	U	U	5.52	12.9
FTF 28	2/11/2020	TIN-126		23	pCi/L	R	R	22.4	58.2
FTF 28	2/11/2020	TIN-126		17.9	pCi/L	R	R	5.57	14.1
FTF012R	2/11/2020	TIN-126		15.4	pCi/L	R	U	14.8	46.2
FTF 28	2/11/2020	TIN-126		1.63	pCi/L	U	U	12.7	34.7
FTF 29	9/14/2020	TOTAL ALKALINITY (AS CaCO3)	NA	110	mg/L				
FTF 29	2/11/2020	TOTAL ALKALINITY (AS CaCO3)	NA	68	mg/L				
FTF 19	9/14/2020	TOTAL ALKALINITY (AS CaCO3)	NA	66	mg/L				
FTF012R	9/14/2020	TOTAL ALKALINITY (AS CaCO3)	NA	37	mg/L				
FTF012R	2/11/2020	TOTAL ALKALINITY (AS CaCO3)	NA	33	mg/L				
FTF 19	2/5/2020	TOTAL ALKALINITY (AS CaCO3)	NA	25	mg/L				
FTF030	2/10/2020	TOTAL ALKALINITY (AS CaCO3)	NA	12	mg/L				
FBG001C	9/22/2020	TOTAL ALKALINITY (AS CaCO3)	NA	8	mg/L				
FTF 22	2/5/2020	TOTAL ALKALINITY (AS CaCO3)	NA	8	mg/L				
FTF 20	2/5/2020	TOTAL ALKALINITY (AS CaCO3)	NA	6	mg/L				
FTF030D	2/10/2020	TOTAL ALKALINITY (AS CaCO3)	NA	6	mg/L				
FTF 20	9/14/2020	TOTAL ALKALINITY (AS CaCO3)	NA	5	mg/L				
FTF 22	9/14/2020	TOTAL ALKALINITY (AS CaCO3)	NA	3	mg/L				
FTF030	9/17/2020	TOTAL ALKALINITY (AS CaCO3)	NA	3	mg/L				
FTF009R	2/10/2020	TOTAL ALKALINITY (AS CaCO3)	NA	1	mg/L				
FTF030D	9/17/2020	TOTAL ALKALINITY (AS CaCO3)	NA	1	mg/L				
FBG001C	2/10/2020	TOTAL ALKALINITY (AS CaCO3)	NA	0	mg/L				
FTF 23	2/6/2020	TOTAL ALKALINITY (AS CaCO3)	NA	0	mg/L				
FTF 23	9/14/2020	TOTAL ALKALINITY (AS CaCO3)	NA	0	mg/L				
FTF 28	2/11/2020	TOTAL ALKALINITY (AS CaCO3)	NA	0	mg/L				
FTF 28	9/14/2020	TOTAL ALKALINITY (AS CaCO3)	NA	0	mg/L				
FTF009R	9/14/2020	TOTAL ALKALINITY (AS CaCO3)	NA	0	mg/L				
FTF031	2/6/2020	TOTAL ALKALINITY (AS CaCO3)	NA	0	mg/L				
FTF031	9/17/2020	TOTAL ALKALINITY (AS CaCO3)	NA	0	mg/L				
FBG001D	2/5/2020	TOTAL ALKALINITY (AS CaCO3)	NA		mg/L				
FBG001D	9/14/2020	TOTAL ALKALINITY (AS CaCO3)	NA		mg/L				
FTF012R	2/11/2020	TRITIUM	20	6.27	pCi/mL			0.456	1.51
FTF012R	9/14/2020	TRITIUM	20	4.8	pCi/mL			0.415	1.35
FTF 19	2/5/2020	TRITIUM	20	2.64	pCi/mL			0.403	1.16
FTF 19	2/5/2020	TRITIUM	20	2.37	pCi/mL			0.4	1.13
FTF 19	9/14/2020	TRITIUM	20	2.1	pCi/mL			0.412	1.12
FTF 28	2/11/2020	TRITIUM	20	2.06	pCi/mL			0.456	1.2
FTF 29	2/11/2020	TRITIUM	20	1.91	pCi/mL			0.457	1.19
FTF 28	9/14/2020	TRITIUM	20	1.89	pCi/mL			0.411	1.1
FTF 28	9/14/2020	TRITIUM	20	1.77	pCi/mL			0.411	1.09
FTF 28	2/11/2020	TRITIUM	20	1.73	pCi/mL			0.457	1.17
FBG001C	2/10/2020	TRITIUM	20	1.72	pCi/mL			0.412	1.09
FTF030D	2/10/2020	TRITIUM	20	1.62	pCi/mL			0.413	1.08
FBG001C	2/10/2020	TRITIUM	20	1.61	pCi/mL	J	J	0.614	1.61
FTF 22	2/5/2020	TRITIUM	20	1.56	pCi/mL			0.401	1.05
FBG001C	9/22/2020	TRITIUM	20	1.45	pCi/mL			0.413	1.131
FTF 20	2/5/2020	TRITIUM	20	1.33	pCi/mL			0.401	1.03
FBG001C	9/22/2020	TRITIUM	20	1.31	pCi/mL			0.422	1.06
FTF 29	9/14/2020	TRITIUM	20	1.27	pCi/mL			0.416	1.05
FTF030	2/10/2020	TRITIUM	20	1.12	pCi/mL			0.395	0.99

Bold indicates result exceeds the MCL/RSL/PRG, results qualified with a "U" are not bolded because the analyte was not detected.

<sup>a</sup> Regional Screening Level <sup>b</sup> Preliminary Remediation Goal

Well Name	Collection Date	Analyte	MCL	Result	Units	Lab Qualifier	Review Qualifier	Detection Limit	Quantitation Limit (SQL)
FTF009R	2/10/2020	TRITIUM	20	1.07	pCi/mL			0.395	0.983
FTF 23	2/6/2020	TRITIUM	20	1.07	pCi/mL			0.397	0.988
FTF 20	9/14/2020	TRITIUM	20	1.03	pCi/mL			0.413	1.01
FTF 23	9/14/2020	TRITIUM	20	0.846	pCi/mL	J	J	0.414	0.996
FTF009R	9/14/2020	TRITIUM	20	0.828	pCi/mL	J	J	0.409	0.984
FTF 22	9/14/2020	TRITIUM	20	0.756	pCi/mL	J	J	0.409	0.975
FTF030	9/17/2020	TRITIUM	20	0.755	pCi/mL	J	J	0.414	0.985
FTF031	2/6/2020	TRITIUM	20	0.747	pCi/mL	J	J	0.4	0.957
FTF031	9/17/2020	TRITIUM	20	0.607	pCi/mL	J	J	0.42	0.981
FTF030D	9/17/2020	TRITIUM	20	0.0815	pCi/mL	U	U	0.413	0.899
FTF031	9/17/2020	TURBIDITY	NA	14.8	NTU				
FBG001C	2/10/2020	TURBIDITY	NA	13	NTU				
FTF030D	2/10/2020	TURBIDITY	NA	12.6	NTU				
FTF030	9/17/2020	TURBIDITY	NA	10.5	NTU				
FTF 29	9/14/2020	TURBIDITY	NA	10.1	NTU				
FBG001C	9/22/2020	TURBIDITY	NA	7.3	NTU				
FTF031	2/6/2020	TURBIDITY	NA	6.4	NTU				
FTF012R	2/11/2020	TURBIDITY	NA	6.3	NTU				
FTF 29	2/11/2020	TURBIDITY	NA	6.2	NTU				
FTF012R	9/14/2020	TURBIDITY	NA	4	NTU				
FTF030	2/10/2020	TURBIDITY	NA	2.8	NTU				
FTF 20	9/14/2020	TURBIDITY	NA	1.5	NTU				
FTF030D	9/17/2020	TURBIDITY	NA	1.5	NTU				
FTF009R	2/10/2020	TURBIDITY	NA	1.4	NTU				
FTF 20	2/5/2020	TURBIDITY	NA	0.9	NTU				
FTF 19	2/5/2020	TURBIDITY	NA	0.7	NTU				
FTF 22	2/5/2020	TURBIDITY	NA	0.7	NTU				
FTF 22	9/14/2020	TURBIDITY	NA	0.7	NTU				
FTF 23	9/14/2020	TURBIDITY	NA	0.6	NTU				
FTF 19	9/14/2020	TURBIDITY	NA	0.5	NTU				
FTF 23	2/6/2020	TURBIDITY	NA	0.5	NTU				
FTF 28	2/11/2020	TURBIDITY	NA	0.3	NTU				
FTF009R	9/14/2020	TURBIDITY	NA	0.3	NTU				
FTF 28	9/14/2020	TURBIDITY	NA	0.1	NTU				
FBG001D	2/5/2020	TURBIDITY	NA		NTU				
FBG001D	9/14/2020	TURBIDITY	NA		NTU				
FBG001D	9/14/2020	Water Elevation		224.95	ft msl				
FTF 19	9/14/2020	Water Elevation		224.50	ft msl				
FBG001D	2/5/2020	Water Elevation		224.05	ft msl				
FTF012R	9/14/2020	Water Elevation		223.97	ft msl				
FTF 20	9/14/2020	Water Elevation		223.95	ft msl				
FTF009R	9/14/2020	Water Elevation		223.85	ft msl				
FTF 22	9/14/2020	Water Elevation		223.80	ft msl				
FTF 23	9/14/2020	Water Elevation		223.80	ft msl				
FTF030D	9/17/2020	Water Elevation		223.38	ft msl				
FTF 19	2/5/2020	Water Elevation		222.60	ft msl				
FTF009R	2/10/2020	Water Elevation		222.14	ft msl				
FTF 23	2/6/2020	Water Elevation		222.10	ft msl				
FTF012R	2/11/2020	Water Elevation		222.02	ft msl				
FTF 20	2/5/2020	Water Elevation		222.00	ft msl				
FTF 22	2/5/2020	Water Elevation		221.90	ft msl				
FTF030D	2/10/2020	Water Elevation		221.06	ft msl				
FBG001C	9/22/2020	Water Elevation		220.41	ft msl				
FBG001C	2/10/2020	Water Elevation		218.71	ft msl				
FTF030	9/17/2020	Water Elevation		216.97	ft msl				
FTF 29	9/14/2020	Water Elevation		215.88	ft msl				
FTF031	2/6/2020	Water Elevation		215.28	ft msl				
FTF 28	9/14/2020	Water Elevation		215.02	ft msl				
FTF030	2/10/2020	Water Elevation		214.92	ft msl				
FTF031	9/17/2020	Water Elevation		214.86	ft msl				
FTF 29	2/11/2020	Water Elevation		214.08	ft msl				
FTF 28	2/11/2020	Water Elevation		213.32	ft msl				

Bold indicates result exceeds the MCL/RSL/PRG, results qualified with a "U" are not bolded because the analyte was not detected.

<sup>a</sup> Regional Screening Level <sup>b</sup> Preliminary Remediation Goal

**ATTACHMENT B**

**2020 Sample Results for H-Area Tank Farm**



**This page intentionally left blank.**

---

## Data Qualification

The qualifiers used when validating analytical data are listed in the following table. Qualifiers are given in order of "usability," i.e., lower ones supersede higher ones as validation functions are applied. Not every qualifier is currently used but may be used in the future.

USEPA Functional Guideline Qualifiers	
Qualifier	Description
<i>[null]</i>	Data not remarked. The detected analyte result is acceptable for use as reported.
<i>J</i>	The detected analyte was positively identified but the result is approximate.
<i>NJ</i>	The detected analyte was only tentatively identified, and the result is approximate.
<i>U</i>	The analyte was analyzed for, but not detected. The SQL is valid unless blank contamination is indicated.
<i>UJ</i>	The analyte was analyzed for, but not detected. The SQL is approximate and may be inaccurate or imprecise.
<i>R</i>	The sample result is rejected as unusable due to serious deficiencies in meeting quality control criteria. The analyte may be present or absent.

**This page intentionally left blank.**

---

Well Name	Collection Date	Analyte	MCL	Result	Units	Lab Qualifier	Review Qualifier	Detection Limit	Quantitation Limit (SQL)
HAA 7C	10/20/2020	ACTINIUM-228	24 <sup>b</sup>	6.58	pCi/L	U	U	14	40.6
HAA 7C	10/20/2020	ACTINIUM-228	24 <sup>b</sup>	-0.113	pCi/L	U	U	16.2	33.4
HAA 12B	10/20/2020	AMERICIUM-241	15	0.0345	pCi/L	U	U	0.161	0.34
HAA 12B	10/20/2020	AMERICIUM-241	15	-0.0474	pCi/L	U	U	0.381	0.699
HAA 12B	10/20/2020	AMERICIUM-243	15	0.0945	pCi/L	U	U	0.367	0.785
HAA 12B	10/20/2020	AMERICIUM-243	15	-0.116	pCi/L	U	U	0.353	0.549
HAA 7C	10/20/2020	BISMUTH-214		173	pCi/L			7.3	40.1
HAA 7C	10/20/2020	BISMUTH-214		144	pCi/L			7.56	37.8
HAA 1C	2/10/2020	CADMIUM	5	1	ug/L	U	U	0.3	1
HAA 2D	2/10/2020	CADMIUM	5	1	ug/L	U	U	0.3	1
HAA 7B	2/10/2020	CADMIUM	5	1	ug/L	U	U	0.3	1
HAA 7D	2/11/2020	CADMIUM	5	1	ug/L	U	U	0.3	1
HAA 8C	2/11/2020	CADMIUM	5	1	ug/L	U	U	0.3	1
HAA 8D	2/11/2020	CADMIUM	5	1	ug/L	U	U	0.3	1
HAA 9B	2/12/2020	CADMIUM	5	1	ug/L	U	U	0.3	1
HAA 9D	2/11/2020	CADMIUM	5	1	ug/L	U	U	0.3	1
HAA 11C	2/11/2020	CADMIUM	5	1	ug/L	U	U	0.3	1
HAA 14D	2/11/2020	CADMIUM	5	1	ug/L	U	U	0.3	1
HAA020C	2/11/2020	CADMIUM	5	1	ug/L	U	U	0.3	1
HAA 1D	9/15/2020	CADMIUM	5	1	ug/L	U	U	0.3	1
HAA 10B	9/15/2020	CADMIUM	5	1	ug/L	U	U	0.3	1
HAA 15D	9/16/2020	CADMIUM	5	1	ug/L	U	U	0.3	1
HAA 8C	9/16/2020	CADMIUM	5	1	ug/L	U	U	0.3	1
HAA 8D	9/16/2020	CADMIUM	5	1	ug/L	U	U	0.3	1
HAA018C	9/16/2020	CADMIUM	5	1	ug/L	U	U	0.3	1
HAA 7C	9/15/2020	CADMIUM	5	1	ug/L	U	U	0.3	1
HAA020D	9/17/2020	CADMIUM	5	1	ug/L	U	U	0.3	1
HAA 8B	9/22/2020	CADMIUM	5	1	ug/L	U	U	0.3	1
HAA 13C	10/7/2020	CADMIUM	5	1	ug/L	U	U	0.3	1
HAA 4C	2/10/2020	CADMIUM	5	1	ug/L	U	U	0.3	1
HAA 4D	2/10/2020	CADMIUM	5	1	ug/L	U	U	0.3	1
HAA 12C	2/11/2020	CADMIUM	5	1	ug/L	U	U	0.3	1
HAA 13B	2/11/2020	CADMIUM	5	1	ug/L	U	U	0.3	1
HAA 15D	2/11/2020	CADMIUM	5	1	ug/L	U	U	0.3	1
HAA017C	2/11/2020	CADMIUM	5	1	ug/L	U	U	0.3	1
HAA018C	2/11/2020	CADMIUM	5	1	ug/L	U	U	0.3	1
HAA 1D	3/3/2020	CADMIUM	5	1	ug/L	U	U	0.3	1
HAA 2B	9/15/2020	CADMIUM	5	1	ug/L	U	U	0.3	1
HAA 2C	9/15/2020	CADMIUM	5	1	ug/L	U	U	0.3	1
HAA 10C	9/15/2020	CADMIUM	5	1	ug/L	U	U	0.3	1
HAA 15B	9/16/2020	CADMIUM	5	1	ug/L	U	U	0.3	1
HAA018C	9/16/2020	CADMIUM	5	1	ug/L	U	U	0.3	1
HAA017D	9/16/2020	CADMIUM	5	1	ug/L	U	U	0.3	1
HAA 7D	9/15/2020	CADMIUM	5	1	ug/L	U	U	0.3	1
HAA 4B	9/15/2020	CADMIUM	5	1	ug/L	U	U	0.3	1
HAA 4C	9/15/2020	CADMIUM	5	1	ug/L	U	U	0.3	1
HAA019C	9/17/2020	CADMIUM	5	1	ug/L	U	U	0.3	1
HAA 4B	2/10/2020	CADMIUM	5	1	ug/L	U	U	0.3	1
HAA 10B	2/11/2020	CADMIUM	5	1	ug/L	U	U	0.3	1
HAA 10D	2/11/2020	CADMIUM	5	1	ug/L	U	U	0.3	1
HAA 11B	2/11/2020	CADMIUM	5	1	ug/L	U	U	0.3	1
HAA 13C	2/11/2020	CADMIUM	5	1	ug/L	U	U	0.3	1
HAA 14C	2/11/2020	CADMIUM	5	1	ug/L	U	U	0.3	1
HAA 15C	2/11/2020	CADMIUM	5	1	ug/L	U	U	0.3	1
HAA019C	2/12/2020	CADMIUM	5	1	ug/L	U	U	0.3	1
HAA 2D	9/15/2020	CADMIUM	5	1	ug/L	U	U	0.3	1
HAA 9B	9/15/2020	CADMIUM	5	1	ug/L	U	U	0.3	1
HAA017C	9/16/2020	CADMIUM	5	1	ug/L	U	U	0.3	1
HAA 1A	2/10/2020	CADMIUM	5	1	ug/L	U	U	0.3	1
HAA 7C	2/10/2020	CADMIUM	5	1	ug/L	U	U	0.3	1
HAA021C	2/11/2020	CADMIUM	5	1	ug/L	U	U	0.3	1
HAA 8B	2/11/2020	CADMIUM	5	1	ug/L	U	U	0.3	1
HAA 10B	2/11/2020	CADMIUM	5	1	ug/L	U	U	0.3	1
HAA 15B	2/11/2020	CADMIUM	5	1	ug/L	U	U	0.3	1
HAA018D	2/11/2020	CADMIUM	5	1	ug/L	U	U	0.3	1
HAA017D	2/11/2020	CADMIUM	5	1	ug/L	U	U	0.3	1
HAA019D	2/12/2020	CADMIUM	5	1	ug/L	U	U	0.3	1
HAA020D	2/11/2020	CADMIUM	5	1	ug/L	U	U	0.3	1
HAA 9D	9/15/2020	CADMIUM	5	1	ug/L	U	U	0.3	1
HAA 7B	9/15/2020	CADMIUM	5	1	ug/L	U	U	0.3	1
HAA 4D	9/15/2020	CADMIUM	5	1	ug/L	U	U	0.3	1
HAA 13D	9/17/2020	CADMIUM	5	1	ug/L	U	U	0.3	1

Bold indicates result exceeds the MCL/RSI/PRG, results qualified with a "U" are not bolded because the analyte was not detected.

<sup>a</sup> Regional Screening Level <sup>b</sup> Preliminary Remediation Goal

Well Name	Collection Date	Analyte	MCL	Result	Units	Lab Qualifier	Review Qualifier	Detection Limit	Quantitation Limit (SQL)
HAA 12D	2/11/2020	CADMIUM	5	1	ug/L	U	U	0.3	1
HAA 13D	2/11/2020	CADMIUM	5	1	ug/L	U	U	0.3	1
HAA 15C	9/16/2020	CADMIUM	5	1	ug/L	U	U	0.3	1
HAA018D	9/16/2020	CADMIUM	5	1	ug/L	U	U	0.3	1
HAA 12C	9/16/2020	CADMIUM	5	1	ug/L	U	U	0.3	1
HAA 14B	9/17/2020	CADMIUM	5	1	ug/L	U	U	0.3	1
HAA021D	9/17/2020	CADMIUM	5	1	ug/L	U	U	0.3	1
HAA019D	9/22/2020	CADMIUM	5	1	ug/L	U	U	0.3	1
HAA 2B	2/10/2020	CADMIUM	5	1	ug/L	U	U	0.3	1
HAA021D	2/11/2020	CADMIUM	5	1	ug/L	U	U	0.3	1
HAA 10C	2/11/2020	CADMIUM	5	1	ug/L	U	U	0.3	1
HAA 11D	2/11/2020	CADMIUM	5	1	ug/L	U	U	0.3	1
HAA 1C	9/14/2020	CADMIUM	5	1	ug/L	U	U	0.3	1
HAA 11B	9/15/2020	CADMIUM	5	1	ug/L	U	U	0.3	1
HAA 10B	9/15/2020	CADMIUM	5	1	ug/L	U	U	0.3	1
HAA 13B	9/17/2020	CADMIUM	5	1	ug/L	U	U	0.3	1
HAA 2C	2/10/2020	CADMIUM	5	1	ug/L	U	U	0.3	1
HAA 14B	2/12/2020	CADMIUM	5	1	ug/L	U	U	0.3	1
HAA018C	2/11/2020	CADMIUM	5	1	ug/L	U	U	0.3	1
HAA 1A	9/14/2020	CADMIUM	5	1	ug/L	U	U	0.3	1
HAA 10D	9/15/2020	CADMIUM	5	1	ug/L	U	U	0.3	1
HAA020C	9/17/2020	CADMIUM	5	1	ug/L	U	U	0.3	1
HAA 12B	2/11/2020	CADMIUM	5	1	ug/L	U	U	0.3	1
HAA 12D	9/16/2020	CADMIUM	5	1	ug/L	U	U	0.3	1
HAA 11D	9/15/2020	CADMIUM	5	1	ug/L	U	U	0.3	1
HAA 11C	9/15/2020	CADMIUM	5	1	ug/L	U	U	0.3	1
HAA021C	9/17/2020	CADMIUM	5	1	ug/L	U	U	0.3	1
HAA 14D	9/17/2020	CADMIUM	5	1	ug/L	U	U	0.3	1
HAA 14C	9/22/2020	CADMIUM	5	1	ug/L	U	U	0.3	1
HAA 12B	9/16/2020	CADMIUM	5	0.861	ug/L	J	J	0.3	1
HAA 9C	2/11/2020	CADMIUM	5	0.558	ug/L	J	J	0.3	1
HAA 9C	9/15/2020	CADMIUM	5	0.55	ug/L	J	J	0.3	1
HAA 14C	9/22/2020	CADMIUM	5	0.5	ug/L	U	U	0.2	0.5
HAA 8B	9/22/2020	CADMIUM	5	0.5	ug/L	U	U	0.2	0.5
HAA 14C	2/11/2020	CADMIUM	5	0.135	ug/L	J	J	0.1	1
HAA 8B	2/11/2020	CADMIUM	5	0.106	ug/L	J	J	0.1	1
HAA 7C	10/20/2020	CARBON-14	2000	35.7	pCi/L	U	U	76	166
HAA 7C	10/20/2020	CARBON-14	2000	35.1	pCi/L	U	U	76	166
HAA 7C	10/20/2020	CESIUM-137	200	-0.196	pCi/L	U	U	4.14	8.82
HAA 7C	10/20/2020	CESIUM-137	200	-0.432	pCi/L	U	U	3.51	7.99
HAA 14C	2/11/2020	CHROMIUM	100	100	ug/L	U	U	10	100
HAA 8B	2/11/2020	CHROMIUM	100	100	ug/L	U	U	10	100
HAA 12B	9/16/2020	CHROMIUM	100	64.4	ug/L			3	10
HAA019D	9/22/2020	CHROMIUM	100	21.5	ug/L			3	10
HAA 4C	2/10/2020	CHROMIUM	100	17.4	ug/L			3	10
HAA 4C	9/15/2020	CHROMIUM	100	10.9	ug/L			3	10
HAA 1C	2/10/2020	CHROMIUM	100	10	ug/L	U	U	3	10
HAA 7D	2/11/2020	CHROMIUM	100	10	ug/L	U	U	3	10
HAA 8C	2/11/2020	CHROMIUM	100	10	ug/L	U	U	3	10
HAA 8D	2/11/2020	CHROMIUM	100	10	ug/L	U	U	3	10
HAA 9D	2/11/2020	CHROMIUM	100	10	ug/L	U	U	3	10
HAA 14D	2/11/2020	CHROMIUM	100	10	ug/L	U	U	3	10
HAA 1D	9/15/2020	CHROMIUM	100	10	ug/L	U	U	3	10
HAA 15D	9/16/2020	CHROMIUM	100	10	ug/L	U	U	3	10
HAA 8C	9/16/2020	CHROMIUM	100	10	ug/L	U	U	3	10
HAA 8D	9/16/2020	CHROMIUM	100	10	ug/L	U	U	3	10
HAA020D	9/17/2020	CHROMIUM	100	10	ug/L	U	U	3	10
HAA 8B	9/22/2020	CHROMIUM	100	10	ug/L	U	U	3	10
HAA 15D	2/11/2020	CHROMIUM	100	10	ug/L	U	U	3	10
HAA017C	2/11/2020	CHROMIUM	100	10	ug/L	U	U	3	10
HAA 1D	3/3/2020	CHROMIUM	100	10	ug/L	U	U	3	10
HAA 15B	9/16/2020	CHROMIUM	100	10	ug/L	U	U	3	10
HAA017D	9/16/2020	CHROMIUM	100	10	ug/L	U	U	3	10
HAA 7D	9/15/2020	CHROMIUM	100	10	ug/L	U	U	3	10
HAA 4B	9/15/2020	CHROMIUM	100	10	ug/L	U	U	3	10
HAA 10D	2/11/2020	CHROMIUM	100	10	ug/L	U	U	3	10
HAA 11B	2/11/2020	CHROMIUM	100	10	ug/L	U	U	3	10
HAA 15C	2/11/2020	CHROMIUM	100	10	ug/L	U	U	3	10
HAA 1A	2/10/2020	CHROMIUM	100	10	ug/L	U	U	3	10
HAA 15B	2/11/2020	CHROMIUM	100	10	ug/L	U	U	3	10
HAA018D	2/11/2020	CHROMIUM	100	10	ug/L	U	U	3	10
HAA017D	2/11/2020	CHROMIUM	100	10	ug/L	U	U	3	10

Bold indicates result exceeds the MCL/RSI/PRG, results qualified with a "U" are not bolded because the analyte was not detected.

<sup>a</sup> Regional Screening Level <sup>b</sup> Preliminary Remediation Goal

Well Name	Collection Date	Analyte	MCL	Result	Units	Lab Qualifier	Review Qualifier	Detection Limit	Quantitation Limit (SQL)
HAA020D	2/11/2020	CHROMIUM	100	10	ug/L	U	U	3	10
HAA 9D	9/15/2020	CHROMIUM	100	10	ug/L	U	U	3	10
HAA 4D	9/15/2020	CHROMIUM	100	10	ug/L	U	U	3	10
HAA 12D	2/11/2020	CHROMIUM	100	10	ug/L	U	U	3	10
HAA 15C	9/16/2020	CHROMIUM	100	10	ug/L	U	U	3	10
HAA018D	9/16/2020	CHROMIUM	100	10	ug/L	U	U	3	10
HAA 11D	2/11/2020	CHROMIUM	100	10	ug/L	U	U	3	10
HAA 1C	9/14/2020	CHROMIUM	100	10	ug/L	U	U	3	10
HAA 11B	9/15/2020	CHROMIUM	100	10	ug/L	U	U	3	10
HAA 1A	9/14/2020	CHROMIUM	100	10	ug/L	U	U	3	10
HAA 10D	9/15/2020	CHROMIUM	100	10	ug/L	U	U	3	10
HAA 12D	9/16/2020	CHROMIUM	100	10	ug/L	U	U	3	10
HAA 11D	9/15/2020	CHROMIUM	100	10	ug/L	U	U	3	10
HAA021C	9/17/2020	CHROMIUM	100	10	ug/L	U	U	3	10
HAA 14D	9/17/2020	CHROMIUM	100	10	ug/L	U	U	3	10
HAA 8B	9/22/2020	CHROMIUM	100	10	ug/L	U	U	4	10
HAA 13D	9/17/2020	CHROMIUM	100	9.96	ug/L	J	J	3	10
HAA 7C	2/10/2020	CHROMIUM	100	9.94	ug/L	J	J	3	10
HAA 7C	9/15/2020	CHROMIUM	100	7.85	ug/L	J	J	3	10
HAA 2B	2/10/2020	CHROMIUM	100	7.14	ug/L	J	J	3	10
HAA021D	9/17/2020	CHROMIUM	100	6.92	ug/L	J	J	3	10
HAA 7B	2/10/2020	CHROMIUM	100	6.65	ug/L	J	J	3	10
HAA 14C	9/22/2020	CHROMIUM	100	5.8	ug/L	J	J	3	10
HAA018C	9/16/2020	CHROMIUM	100	5.77	ug/L	J	J	3	10
HAA020C	2/11/2020	CHROMIUM	100	5.68	ug/L	J	J	3	10
HAA 2C	9/15/2020	CHROMIUM	100	5.64	ug/L	J	J	3	10
HAA 14C	9/22/2020	CHROMIUM	100	5.5	ug/L	J	J	4	10
HAA 2C	2/10/2020	CHROMIUM	100	5.49	ug/L	J	J	3	10
HAA 13C	2/11/2020	CHROMIUM	100	5.35	ug/L	J	J	3	10
HAA 13C	10/7/2020	CHROMIUM	100	5.33	ug/L	J	J	3	10
HAA018C	9/16/2020	CHROMIUM	100	5.25	ug/L	J	J	3	10
HAA 14C	2/11/2020	CHROMIUM	100	5.01	ug/L	J	J	3	10
HAA 12C	9/16/2020	CHROMIUM	100	4.9	ug/L	J	J	3	10
HAA021C	2/11/2020	CHROMIUM	100	4.77	ug/L	J	J	3	10
HAA 2D	2/10/2020	CHROMIUM	100	4.69	ug/L	J	J	3	10
HAA 4D	2/10/2020	CHROMIUM	100	4.69	ug/L	J	J	3	10
HAA 14B	9/17/2020	CHROMIUM	100	4.68	ug/L	J	J	3	10
HAA019C	9/17/2020	CHROMIUM	100	4.6	ug/L	J	J	3	10
HAA018C	2/11/2020	CHROMIUM	100	4.47	ug/L	J	J	3	10
HAA 10C	9/15/2020	CHROMIUM	100	4.39	ug/L	J	J	3	10
HAA 14B	2/12/2020	CHROMIUM	100	4.33	ug/L	J	J	3	10
HAA018C	2/11/2020	CHROMIUM	100	4.3	ug/L	J	J	3	10
HAA 2D	9/15/2020	CHROMIUM	100	4.28	ug/L	J	J	3	10
HAA019D	2/12/2020	CHROMIUM	100	4.28	ug/L	J	J	3	10
HAA021D	2/11/2020	CHROMIUM	100	4.23	ug/L	J	J	3	10
HAA 11C	9/15/2020	CHROMIUM	100	4.14	ug/L	J	J	3	10
HAA 4B	2/10/2020	CHROMIUM	100	4.09	ug/L	J	J	3	10
HAA 13B	9/17/2020	CHROMIUM	100	4.05	ug/L	J	J	3	10
HAA 9C	2/11/2020	CHROMIUM	100	4	ug/L	J	J	3	10
HAA 7B	9/15/2020	CHROMIUM	100	4	ug/L	J	J	3	10
HAA 12B	2/11/2020	CHROMIUM	100	3.99	ug/L	J	J	3	10
HAA017C	9/16/2020	CHROMIUM	100	3.97	ug/L	J	J	3	10
HAA 12C	2/11/2020	CHROMIUM	100	3.95	ug/L	J	J	3	10
HAA 13B	2/11/2020	CHROMIUM	100	3.94	ug/L	J	J	3	10
HAA020C	9/17/2020	CHROMIUM	100	3.94	ug/L	J	J	3	10
HAA 2B	9/15/2020	CHROMIUM	100	3.81	ug/L	J	J	3	10
HAA019C	2/12/2020	CHROMIUM	100	3.53	ug/L	J	J	3	10
HAA 11C	2/11/2020	CHROMIUM	100	3.5	ug/L	J	J	3	10
HAA 10B	2/11/2020	CHROMIUM	100	3.43	ug/L	J	J	3	10
HAA 9C	9/15/2020	CHROMIUM	100	3.37	ug/L	J	J	3	10
HAA 10B	9/15/2020	CHROMIUM	100	3.34	ug/L	J	J	3	10
HAA 10B	2/11/2020	CHROMIUM	100	3.33	ug/L	J	J	3	10
HAA 9B	2/12/2020	CHROMIUM	100	3.32	ug/L	J	J	3	10
HAA 9B	9/15/2020	CHROMIUM	100	3.25	ug/L	J	J	3	10
HAA 13D	2/11/2020	CHROMIUM	100	3.18	ug/L	J	J	3	10
HAA 10C	2/11/2020	CHROMIUM	100	3.09	ug/L	J	J	3	10
HAA 10B	9/15/2020	CHROMIUM	100	3.08	ug/L	J	J	3	10
HAA 8B	2/11/2020	CHROMIUM	100	3.04	ug/L	J	J	3	10
HAA 14C	2/11/2020	COBALT		10	ug/L	U	U	1	10
HAA 8B	2/11/2020	COBALT		5.57	ug/L	J	J	1	10
HAA 7C	10/20/2020	COBALT-60	100	1.5	pCi/L	U	U	4.36	8.54
HAA 7C	10/20/2020	COBALT-60	100	1.32	pCi/L	U	U	4.8	9.56

Bold indicates result exceeds the MCL/RS/PRG, results qualified with a "U" are not bolded because the analyte was not detected.

<sup>a</sup> Regional Screening Level <sup>b</sup> Preliminary Remediation Goal

Well Name	Collection Date	Analyte	MCL	Result	Units	Lab Qualifier	Review Qualifier	Detection Limit	Quantitation Limit (SQL)
HAA 12B	10/20/2020	CURIUM-242	15	-0.022	pCi/L	U	U	0.253	0.447
HAA 12B	10/20/2020	CURIUM-242	15	-0.0402	pCi/L	U	U	0.341	0.583
HAA 12B	10/20/2020	CURIUM-243/244	15	0.037	pCi/L	U	U	0.234	0.486
HAA 12B	10/20/2020	CURIUM-243/244	15	-0.0165	pCi/L	U	U	0.133	0.246
HAA 12B	10/20/2020	CURIUM-245/246	15	0	pCi/L	U	U	0.13	0.304
HAA 12B	10/20/2020	CURIUM-245/246	15	-0.038	pCi/L	U	U	0.322	0.552
HAA 12B	9/16/2020	GROSS ALPHA	15	25.8	pCi/L			1.78	7.2
HAA 12B	9/16/2020	GROSS ALPHA	15	21.8	pCi/L			1.36	5.86
HAA 4D	9/15/2020	GROSS ALPHA	15	8.36	pCi/L			0.999	3.92
HAA 10D	9/15/2020	GROSS ALPHA	15	6.68	pCi/L			0.995	3.7
HAA 12C	9/16/2020	GROSS ALPHA	15	5.72	pCi/L			0.655	1.95
HAA 2D	9/15/2020	GROSS ALPHA	15	4.75	pCi/L			0.998	3.28
HAA019D	9/22/2020	GROSS ALPHA	15	4.43	pCi/L			0.758	2.24
HAA 4B	9/15/2020	GROSS ALPHA	15	4.05	pCi/L			0.986	3.09
HAA 4D	2/10/2020	GROSS ALPHA	15	3.87	pCi/L			0.474	2.22
HAA 10B	9/15/2020	GROSS ALPHA	15	3.56	pCi/L		J	0.979	3.12
HAA 10C	9/15/2020	GROSS ALPHA	15	3.08	pCi/L			0.88	2.83
HAA 9D	9/15/2020	GROSS ALPHA	15	2.96	pCi/L			0.91	2.66
HAA 12D	9/16/2020	GROSS ALPHA	15	2.87	pCi/L			0.303	1.13
HAA 1D	9/15/2020	GROSS ALPHA	15	2.7	pCi/L			0.853	2.52
HAA018D	9/16/2020	GROSS ALPHA	15	1.99	pCi/L			0.445	1.24
HAA 11B	9/15/2020	GROSS ALPHA	15	1.85	pCi/L	J	J	0.992	2.6
HAA 4C	9/15/2020	GROSS ALPHA	15	1.74	pCi/L	J	J	0.98	2.51
HAA 1C	9/14/2020	GROSS ALPHA	15	1.7	pCi/L	J	J	0.998	2.58
HAA 7C	9/15/2020	GROSS ALPHA	15	1.69	pCi/L	J	J	0.647	2.01
HAA 11D	9/15/2020	GROSS ALPHA	15	1.57	pCi/L	J	J	0.574	1.66
HAA 7D	2/11/2020	GROSS ALPHA	15	1.55	pCi/L			0.481	1.51
HAA 9B	9/15/2020	GROSS ALPHA	15	1.54	pCi/L	J	J	0.998	2.8
HAA 11C	9/15/2020	GROSS ALPHA	15	1.45	pCi/L	J	J	0.975	2.46
HAA 1D	3/3/2020	GROSS ALPHA	15	1.42	pCi/L			0.45	1.17
HAA 2C	9/15/2020	GROSS ALPHA	15	1.4	pCi/L	J	J	0.996	2.5
HAA021D	2/11/2020	GROSS ALPHA	15	1.26	pCi/L	J	J	0.866	2.16
HAA 8C	9/16/2020	GROSS ALPHA	15	1.2	pCi/L			0.347	0.971
HAA 8C	2/11/2020	GROSS ALPHA	15	1.15	pCi/L	J	J	0.511	1.25
HAA020D	2/11/2020	GROSS ALPHA	15	1.14	pCi/L	J	J	0.874	2.06
HAA 15C	9/16/2020	GROSS ALPHA	15	1.11	pCi/L			0.335	0.935
HAA 14D	9/17/2020	GROSS ALPHA	15	1.06	pCi/L	J	J	0.968	2.33
HAA 8D	2/11/2020	GROSS ALPHA	15	0.975	pCi/L	J	J	0.435	1.1
HAA021C	2/11/2020	GROSS ALPHA	15	0.952	pCi/L	J	J	0.833	2.03
HAA 8D	9/16/2020	GROSS ALPHA	15	0.946	pCi/L	J	J	0.383	0.995
HAA 12D	2/11/2020	GROSS ALPHA	15	0.903	pCi/L	J	J	0.564	1.47
HAA 7D	9/15/2020	GROSS ALPHA	15	0.9	pCi/L	J	J	0.541	1.43
HAA 13D	2/11/2020	GROSS ALPHA	15	0.874	pCi/L	J	J	0.594	1.38
HAA 12C	2/11/2020	GROSS ALPHA	15	0.863	pCi/L			0.312	0.844
HAA 15D	2/11/2020	GROSS ALPHA	15	0.854	pCi/L	J	J	0.546	1.42
HAA 13B	2/11/2020	GROSS ALPHA	15	0.846	pCi/L	J	J	0.803	1.82
HAA 14B	9/17/2020	GROSS ALPHA	15	0.845	pCi/L	U	U	0.991	2.37
HAA 13B	9/17/2020	GROSS ALPHA	15	0.841	pCi/L	U	U	0.994	2.37
HAA 12B	10/20/2020	GROSS ALPHA	15	0.829	pCi/L	J	J	0.421	1.09
HAA 9B	2/12/2020	GROSS ALPHA	15	0.804	pCi/L	J	J	0.592	1.4
HAA 15D	9/16/2020	GROSS ALPHA	15	0.796	pCi/L	J	J	0.389	0.977
HAA 12D	2/11/2020	GROSS ALPHA	15	0.786	pCi/L	J	J	0.549	1.42
HAA 15B	2/11/2020	GROSS ALPHA	15	0.785	pCi/L	U	U	0.857	2.02
HAA 10C	2/11/2020	GROSS ALPHA	15	0.781	pCi/L	J	J	0.676	1.53
HAA 15B	9/16/2020	GROSS ALPHA	15	0.766	pCi/L	J	J	0.424	1.04
HAA 11D	2/11/2020	GROSS ALPHA	15	0.754	pCi/L	J	J	0.7	1.6
HAA017C	9/16/2020	GROSS ALPHA	15	0.718	pCi/L	J	J	0.499	1.17
HAA 9C	9/15/2020	GROSS ALPHA	15	0.714	pCi/L	U	U	0.977	2.23
HAA020C	2/11/2020	GROSS ALPHA	15	0.7	pCi/L	J	J	0.571	1.4
HAA018D	2/11/2020	GROSS ALPHA	15	0.698	pCi/L	U	U	0.72	1.69
HAA 10D	2/11/2020	GROSS ALPHA	15	0.687	pCi/L	J	J	0.517	1.21
HAA 14C	9/22/2020	GROSS ALPHA	15	0.677	pCi/L	U	U	1.46	3.212
HAA 13D	9/17/2020	GROSS ALPHA	15	0.67	pCi/L	U	U	0.924	2.11
HAA 2B	9/15/2020	GROSS ALPHA	15	0.65	pCi/L	U	U	0.964	2.21
HAA018C	9/16/2020	GROSS ALPHA	15	0.641	pCi/L	J	J	0.6	1.36
HAA 11D	2/11/2020	GROSS ALPHA	15	0.633	pCi/L	U	U	0.637	1.45
HAA 1C	2/10/2020	GROSS ALPHA	15	0.62	pCi/L	J	J	0.572	1.41
HAA018C	9/16/2020	GROSS ALPHA	15	0.613	pCi/L	J	J	0.285	0.735
HAA 1A	2/10/2020	GROSS ALPHA	15	0.594	pCi/L	U	U	0.901	2.05
HAA 2D	2/10/2020	GROSS ALPHA	15	0.588	pCi/L	U	U	0.806	1.81
HAA021D	9/17/2020	GROSS ALPHA	15	0.588	pCi/L	U	U	0.627	1.48
HAA 14B	2/12/2020	GROSS ALPHA	15	0.565	pCi/L	U	U	0.703	1.58

Bold indicates result exceeds the MCL/RS/PRG, results qualified with a "U" are not bolded because the analyte was not detected.

<sup>a</sup> Regional Screening Level <sup>b</sup> Preliminary Remediation Goal

Well Name	Collection Date	Analyte	MCL	Result	Units	Lab Qualifier	Review Qualifier	Detection Limit	Quantitation Limit (SQL)
HAA 14B	9/17/2020	GROSS ALPHA	15	0.561	pCi/L	U	U	0.986	2.19
HAA 8B	2/11/2020	GROSS ALPHA	15	0.558	pCi/L	U	U	0.61	1.37
HAA 4C	2/10/2020	GROSS ALPHA	15	0.525	pCi/L	U	U	0.573	1.4
HAA020D	9/17/2020	GROSS ALPHA	15	0.521	pCi/L	U	U	0.984	2.17
HAA 15B	2/11/2020	GROSS ALPHA	15	0.517	pCi/L	U	U	0.658	1.5
HAA019C	9/17/2020	GROSS ALPHA	15	0.508	pCi/L	U	U	0.938	2.08
HAA017D	9/16/2020	GROSS ALPHA	15	0.507	pCi/L	J	J	0.327	0.795
HAA 8B	2/11/2020	GROSS ALPHA	15	0.505	pCi/L	U	U	2.25	4.59
HAA 1A	9/14/2020	GROSS ALPHA	15	0.492	pCi/L	U	U	0.985	2.16
HAA 13C	10/7/2020	GROSS ALPHA	15	0.471	pCi/L	U	U	0.939	2.07
HAA020C	9/17/2020	GROSS ALPHA	15	0.467	pCi/L	U	U	0.95	2.08
HAA019D	2/12/2020	GROSS ALPHA	15	0.445	pCi/L	U	U	0.825	1.82
HAA 14D	2/11/2020	GROSS ALPHA	15	0.436	pCi/L	U	U	0.457	1.1
HAA 11C	9/15/2020	GROSS ALPHA	15	0.423	pCi/L	U	U	0.974	2.11
HAA 11C	2/11/2020	GROSS ALPHA	15	0.399	pCi/L	U	U	0.492	1.1
HAA 8B	9/22/2020	GROSS ALPHA	15	0.368	pCi/L	U	U	1.63	3.474
HAA017D	2/11/2020	GROSS ALPHA	15	0.366	pCi/L	U	U	0.741	1.62
HAA 1A	9/14/2020	GROSS ALPHA	15	0.351	pCi/L	U	U	0.983	2.1
HAA 15C	2/11/2020	GROSS ALPHA	15	0.347	pCi/L	U	U	0.577	1.29
HAA 10B	9/15/2020	GROSS ALPHA	15	0.343	pCi/L	U	UJ	0.985	2.11
HAA 4B	2/10/2020	GROSS ALPHA	15	0.329	pCi/L	U	U	0.523	1.19
HAA018C	2/11/2020	GROSS ALPHA	15	0.316	pCi/L	U	U	0.577	1.28
HAA 7C	2/10/2020	GROSS ALPHA	15	0.294	pCi/L	U	U	0.779	1.67
HAA018C	2/11/2020	GROSS ALPHA	15	0.29	pCi/L	U	U	0.456	1.03
HAA 14C	2/11/2020	GROSS ALPHA	15	0.279	pCi/L	U	U	0.657	1.42
HAA019C	2/12/2020	GROSS ALPHA	15	0.269	pCi/L	U	U	0.772	1.64
HAA 2C	2/10/2020	GROSS ALPHA	15	0.256	pCi/L	U	U	0.482	1.06
HAA 7B	2/10/2020	GROSS ALPHA	15	0.194	pCi/L	U	U	0.679	1.43
HAA 8B	9/22/2020	GROSS ALPHA	15	0.19	pCi/L	U	U	0.4	0.872
HAA 8B	9/22/2020	GROSS ALPHA	15	0.19	pCi/L	U	U	0.4	0.872
HAA 12B	2/11/2020	GROSS ALPHA	15	0.18	pCi/L	U	U	0.543	1.17
HAA 13C	2/11/2020	GROSS ALPHA	15	0.177	pCi/L	U	U	0.526	1.13
HAA017C	2/11/2020	GROSS ALPHA	15	0.171	pCi/L	U	U	0.547	1.15
HAA 11B	2/11/2020	GROSS ALPHA	15	0.171	pCi/L	U	U	0.548	1.18
HAA 8B	9/22/2020	GROSS ALPHA	15	0.132	pCi/L	U	U	0.48	1.03
HAA 14C	9/22/2020	GROSS ALPHA	15	0.123	pCi/L	U	U	0.64	1.36
HAA 14C	2/11/2020	GROSS ALPHA	15	0.101	pCi/L	U	U	2.28	4
HAA 10B	2/11/2020	GROSS ALPHA	15	0.0701	pCi/L	U	U	0.852	1.81
HAA021C	9/17/2020	GROSS ALPHA	15	0.0269	pCi/L	U	U	0.509	1.01
HAA 9D	2/11/2020	GROSS ALPHA	15	-0.00167	pCi/L	U	U	0.777	1.65
HAA 10B	2/11/2020	GROSS ALPHA	15	-0.0203	pCi/L	U	U	0.776	1.64
HAA 7B	9/15/2020	GROSS ALPHA	15	-0.118	pCi/L	U	U	0.852	1.64
HAA 2B	2/10/2020	GROSS ALPHA	15	-0.253	pCi/L	U	U	0.73	1.3
HAA 9C	2/11/2020	GROSS ALPHA	15	-0.256	pCi/L	U	U	0.609	1.24
HAA 8B	2/11/2020	GROSS ALPHA	15	-0.303	pCi/L	U	U	2.24	2.75
HAA 7C	10/20/2020	IODINE-129	1	0.13	pCi/L	U	U	0.723	1.45
HAA 7C	10/20/2020	IODINE-129	1	-0.0377	pCi/L	U	U	0.644	1.34
HAA 7C	10/20/2020	LEAD-212	1.8 <sup>b</sup>	3.09	pCi/L	U	U	7.35	24
HAA 7C	10/20/2020	LEAD-212	1.8 <sup>b</sup>	-4.19	pCi/L	U	U	7.39	17.8
HAA 7C	10/20/2020	LEAD-214	130 <sup>b</sup>	201	pCi/L		J	9.12	44.9
HAA 7C	10/20/2020	LEAD-214	130 <sup>b</sup>	152	pCi/L		J	8.31	35.5
HAA 10D	2/11/2020	MANGANESE	430 <sup>a</sup>	271	ug/L			1	5
HAA 10D	9/15/2020	MANGANESE	430 <sup>a</sup>	241	ug/L			1	5
HAA 12B	9/16/2020	MANGANESE	430 <sup>a</sup>	190	ug/L			1	5
HAA019D	9/22/2020	MANGANESE	430 <sup>a</sup>	113	ug/L			1	5
HAA 8D	2/11/2020	MANGANESE	430 <sup>a</sup>	94.1	ug/L			1	5
HAA017C	9/16/2020	MANGANESE	430 <sup>a</sup>	79.4	ug/L			1	5
HAA 8D	9/16/2020	MANGANESE	430 <sup>a</sup>	68.4	ug/L			1	5
HAA017D	9/16/2020	MANGANESE	430 <sup>a</sup>	53.5	ug/L			1	5
HAA021D	2/11/2020	MANGANESE	430 <sup>a</sup>	53.1	ug/L			1	5
HAA017D	2/11/2020	MANGANESE	430 <sup>a</sup>	51.4	ug/L			1	5
HAA019D	2/12/2020	MANGANESE	430 <sup>a</sup>	50.4	ug/L			1	5
HAA018D	9/16/2020	MANGANESE	430 <sup>a</sup>	47	ug/L			1	5
HAA 1C	9/14/2020	MANGANESE	430 <sup>a</sup>	45.9	ug/L			1	5
HAA018D	2/11/2020	MANGANESE	430 <sup>a</sup>	44.2	ug/L			1	5
HAA 1C	2/10/2020	MANGANESE	430 <sup>a</sup>	40.4	ug/L			1	5
HAA021D	9/17/2020	MANGANESE	430 <sup>a</sup>	39.7	ug/L			1	5
HAA 8C	9/16/2020	MANGANESE	430 <sup>a</sup>	39.5	ug/L			1	5
HAA 8C	2/11/2020	MANGANESE	430 <sup>a</sup>	36.2	ug/L			1	5

Bold indicates result exceeds the MCL/RSI/PRG, results qualified with a "U" are not bolded because the analyte was not detected.

<sup>a</sup> Regional Screening Level <sup>b</sup> Preliminary Remediation Goal



Well Name	Collection Date	Analyte	MCL	Result	Units	Lab Qualifier	Review Qualifier	Detection Limit	Quantitation Limit (SQL)
HAA017C	2/11/2020	MANGANESE	430 <sup>a</sup>	33.8	ug/L			1	5
HAA 4D	2/10/2020	MANGANESE	430 <sup>a</sup>	25.3	ug/L			1	5
HAA018C	9/16/2020	MANGANESE	430 <sup>a</sup>	25.1	ug/L			1	5
HAA 4D	9/15/2020	MANGANESE	430 <sup>a</sup>	25.1	ug/L			1	5
HAA018C	9/16/2020	MANGANESE	430 <sup>a</sup>	23.9	ug/L			1	5
HAA 2C	9/15/2020	MANGANESE	430 <sup>a</sup>	21.1	ug/L			1	5
HAA 2C	2/10/2020	MANGANESE	430 <sup>a</sup>	18.4	ug/L	J	J	1	5
HAA021C	9/17/2020	MANGANESE	430 <sup>a</sup>	17.4	ug/L			1	5
HAA021C	2/11/2020	MANGANESE	430 <sup>a</sup>	15.8	ug/L	J	J	1	5
HAA 12C	9/16/2020	MANGANESE	430 <sup>a</sup>	13.6	ug/L			1	5
HAA 12C	2/11/2020	MANGANESE	430 <sup>a</sup>	13.1	ug/L			1	5
HAA 10C	9/15/2020	MANGANESE	430 <sup>a</sup>	12.8	ug/L			1	5
HAA018C	2/11/2020	MANGANESE	430 <sup>a</sup>	10.4	ug/L			1	5
HAA 14C	2/11/2020	MANGANESE	430 <sup>a</sup>	10	ug/L	U	U	1	10
HAA018C	2/11/2020	MANGANESE	430 <sup>a</sup>	9.15	ug/L			1	5
HAA 2D	9/15/2020	MANGANESE	430 <sup>a</sup>	8.82	ug/L			1	5
HAA 7C	9/15/2020	MANGANESE	430 <sup>a</sup>	8.58	ug/L			1	5
HAA 15C	9/16/2020	MANGANESE	430 <sup>a</sup>	8.26	ug/L			1	5
HAA 13C	10/7/2020	MANGANESE	430 <sup>a</sup>	8.1	ug/L			1	5
HAA 7C	2/10/2020	MANGANESE	430 <sup>a</sup>	8.07	ug/L	J	J	1	5
HAA 10C	2/11/2020	MANGANESE	430 <sup>a</sup>	7.09	ug/L			1	5
HAA 1D	9/15/2020	MANGANESE	430 <sup>a</sup>	5.98	ug/L			1	5
HAA 2D	2/10/2020	MANGANESE	430 <sup>a</sup>	5.08	ug/L	J	J	1	5
HAA 9B	2/12/2020	MANGANESE	430 <sup>a</sup>	5	ug/L	U	U	1	5
HAA 11C	2/11/2020	MANGANESE	430 <sup>a</sup>	5	ug/L	U	U	1	5
HAA 10B	9/15/2020	MANGANESE	430 <sup>a</sup>	5	ug/L	U	U	1	5
HAA 15D	9/16/2020	MANGANESE	430 <sup>a</sup>	5	ug/L	U	U	1	5
HAA 13B	2/11/2020	MANGANESE	430 <sup>a</sup>	5	ug/L	U	U	1	5
HAA 15D	2/11/2020	MANGANESE	430 <sup>a</sup>	5	ug/L	U	U	1	5
HAA 15B	9/16/2020	MANGANESE	430 <sup>a</sup>	5	ug/L	U	U	1	5
HAA 4B	9/15/2020	MANGANESE	430 <sup>a</sup>	5	ug/L	U	U	1	5
HAA019C	9/17/2020	MANGANESE	430 <sup>a</sup>	5	ug/L	U	U	1	5
HAA 4B	2/10/2020	MANGANESE	430 <sup>a</sup>	5	ug/L	U	U	1	5
HAA 10B	2/11/2020	MANGANESE	430 <sup>a</sup>	5	ug/L	U	U	1	5
HAA 11B	2/11/2020	MANGANESE	430 <sup>a</sup>	5	ug/L	U	U	1	5
HAA 13C	2/11/2020	MANGANESE	430 <sup>a</sup>	5	ug/L	U	U	1	5
HAA 14C	2/11/2020	MANGANESE	430 <sup>a</sup>	5	ug/L	U	U	1	5
HAA019C	2/12/2020	MANGANESE	430 <sup>a</sup>	5	ug/L	U	U	1	5
HAA 9B	9/15/2020	MANGANESE	430 <sup>a</sup>	5	ug/L	U	U	1	5
HAA 1A	2/10/2020	MANGANESE	430 <sup>a</sup>	5	ug/L	U	U	1	5
HAA 10B	2/11/2020	MANGANESE	430 <sup>a</sup>	5	ug/L	U	U	1	5
HAA 15B	2/11/2020	MANGANESE	430 <sup>a</sup>	5	ug/L	U	U	1	5
HAA 14B	9/17/2020	MANGANESE	430 <sup>a</sup>	5	ug/L	U	U	1	5
HAA 11B	9/15/2020	MANGANESE	430 <sup>a</sup>	5	ug/L	U	U	1	5
HAA 10B	9/15/2020	MANGANESE	430 <sup>a</sup>	5	ug/L	U	U	1	5
HAA 13B	9/17/2020	MANGANESE	430 <sup>a</sup>	5	ug/L	U	U	1	5
HAA 14B	2/12/2020	MANGANESE	430 <sup>a</sup>	5	ug/L	U	U	1	5
HAA 1A	9/14/2020	MANGANESE	430 <sup>a</sup>	5	ug/L	U	U	1	5
HAA 12B	2/11/2020	MANGANESE	430 <sup>a</sup>	5	ug/L	U	U	1	5
HAA 11C	9/15/2020	MANGANESE	430 <sup>a</sup>	5	ug/L	U	U	1	5
HAA 14C	9/22/2020	MANGANESE	430 <sup>a</sup>	5	ug/L	U	U	1	5
HAA020C	2/11/2020	MANGANESE	430 <sup>a</sup>	4.77	ug/L	J	J	1	5
HAA020D	9/17/2020	MANGANESE	430 <sup>a</sup>	4.6	ug/L	J	J	1	5
HAA 9C	9/15/2020	MANGANESE	430 <sup>a</sup>	4.51	ug/L	J	J	1	5
HAA020D	2/11/2020	MANGANESE	430 <sup>a</sup>	4.32	ug/L	J	J	1	5
HAA 15C	2/11/2020	MANGANESE	430 <sup>a</sup>	4.2	ug/L	J	J	1	5
HAA 9C	2/11/2020	MANGANESE	430 <sup>a</sup>	4.08	ug/L	J	J	1	5
HAA 14C	9/22/2020	MANGANESE	430 <sup>a</sup>	4	ug/L	U	U	1.5	4
HAA 13D	9/17/2020	MANGANESE	430 <sup>a</sup>	3.81	ug/L	J	J	1	5
HAA 9D	2/11/2020	MANGANESE	430 <sup>a</sup>	3.52	ug/L	J	J	1	5
HAA 9D	9/15/2020	MANGANESE	430 <sup>a</sup>	3.52	ug/L	J	J	1	5
HAA020C	9/17/2020	MANGANESE	430 <sup>a</sup>	3.49	ug/L	J	J	1	5
HAA 4C	2/10/2020	MANGANESE	430 <sup>a</sup>	3.13	ug/L	J	J	1	5
HAA 8B	9/22/2020	MANGANESE	430 <sup>a</sup>	3.1	ug/L	J	J	1.5	4

Bold indicates result exceeds the MCL/RSI/PRG, results qualified with a "U" are not bolded because the analyte was not detected.

<sup>a</sup> Regional Screening Level <sup>b</sup> Preliminary Remediation Goal

Well Name	Collection Date	Analyte	MCL	Result	Units	Lab Qualifier	Review Qualifier	Detection Limit	Quantitation Limit (SQL)
HAA 7D	9/15/2020	MANGANESE	430 <sup>a</sup>	2.98	ug/L	J	J	1	5
HAA 11D	9/15/2020	MANGANESE	430 <sup>a</sup>	2.76	ug/L	J	J	1	5
HAA 8B	2/11/2020	MANGANESE	430 <sup>a</sup>	2.75	ug/L	J	J	1	5
HAA 7D	2/11/2020	MANGANESE	430 <sup>a</sup>	2.68	ug/L	J	J	1	5
HAA 8B	9/22/2020	MANGANESE	430 <sup>a</sup>	2.57	ug/L	J	J	1	5
HAA 7B	2/10/2020	MANGANESE	430 <sup>a</sup>	2.38	ug/L	U	U	1	5
HAA 7B	9/15/2020	MANGANESE	430 <sup>a</sup>	2.37	ug/L	J	J	1	5
HAA 13D	2/11/2020	MANGANESE	430 <sup>a</sup>	2.34	ug/L	J	J	1	5
HAA 14D	9/17/2020	MANGANESE	430 <sup>a</sup>	2.25	ug/L	J	J	1	5
HAA 8B	2/11/2020	MANGANESE	430 <sup>a</sup>	2.15	ug/L	J	J	1	10
HAA 11D	2/11/2020	MANGANESE	430 <sup>a</sup>	1.95	ug/L	J	J	1	5
HAA 14D	2/11/2020	MANGANESE	430 <sup>a</sup>	1.86	ug/L	J	J	1	5
HAA 2B	9/15/2020	MANGANESE	430 <sup>a</sup>	1.84	ug/L	J	J	1	5
HAA 4C	9/15/2020	MANGANESE	430 <sup>a</sup>	1.63	ug/L	J	J	1	5
HAA 12D	9/16/2020	MANGANESE	430 <sup>a</sup>	1.43	ug/L	J	J	1	5
HAA 2B	2/10/2020	MANGANESE	430 <sup>a</sup>	1.41	ug/L	U	U	1	5
HAA 12D	2/11/2020	MANGANESE	430 <sup>a</sup>	1.27	ug/L	J	J	1	5
HAA 1D	3/3/2020	MANGANESE	430 <sup>a</sup>	1.22	ug/L	J	J	1	5
HAA 12B	10/20/2020	NEPTUNIUM-237	15	-0.295	pCi/L	U	U	0.631	1.09
HAA 12B	10/20/2020	NEPTUNIUM-237	15	-0.311	pCi/L	U	U	0.885	1.58
HAA 7C	10/20/2020	NICKEL-59	300	-2.81	pCi/L	U	U	82.5	181
HAA 7C	10/20/2020	NICKEL-59	300	-3.3	pCi/L	U	U	126	259
HAA 7C	10/20/2020	NICKEL-63	50	44	pCi/L	U	U	269	581
HAA 7C	10/20/2020	NICKEL-63	50	-33.2	pCi/L	U	U	283	605
HAA 4D	9/15/2020	NITRATE-NITRITE AS NITROGEN	10	6.56	mg/L			0.39	1
HAA 4D	2/10/2020	NITRATE-NITRITE AS NITROGEN	10	5.9	mg/L			0.39	1
HAA 12C	9/16/2020	NITRATE-NITRITE AS NITROGEN	10	3.57	mg/L			0.078	0.2
HAA 12C	2/11/2020	NITRATE-NITRITE AS NITROGEN	10	3.44	mg/L			0.078	0.2
HAA 11D	2/11/2020	NITRATE-NITRITE AS NITROGEN	10	2.61	mg/L			0.078	0.2
HAA019D	9/22/2020	NITRATE-NITRITE AS NITROGEN	10	2.43	mg/L			0.078	0.2
HAA019D	2/12/2020	NITRATE-NITRITE AS NITROGEN	10	2.34	mg/L			0.078	0.2
HAA 13D	9/17/2020	NITRATE-NITRITE AS NITROGEN	10	2.32	mg/L			0.078	0.2
HAA 8C	9/16/2020	NITRATE-NITRITE AS NITROGEN	10	2.27	mg/L			0.078	0.2
HAA 9C	9/15/2020	NITRATE-NITRITE AS NITROGEN	10	2.25	mg/L			0.078	0.2
HAA 12D	9/16/2020	NITRATE-NITRITE AS NITROGEN	10	2.25	mg/L			0.078	0.2
HAA 13D	2/11/2020	NITRATE-NITRITE AS NITROGEN	10	2.24	mg/L			0.078	0.2
HAA 12D	2/11/2020	NITRATE-NITRITE AS NITROGEN	10	2.15	mg/L			0.078	0.2
HAA021D	9/17/2020	NITRATE-NITRITE AS NITROGEN	10	2.12	mg/L			0.078	0.2
HAA 15D	9/16/2020	NITRATE-NITRITE AS NITROGEN	10	2.05	mg/L			0.078	0.2
HAA018D	2/11/2020	NITRATE-NITRITE AS NITROGEN	10	2.02	mg/L			0.078	0.2
HAA 8C	2/11/2020	NITRATE-NITRITE AS NITROGEN	10	1.98	mg/L			0.078	0.2
HAA 4B	9/15/2020	NITRATE-NITRITE AS NITROGEN	10	1.95	mg/L			0.078	0.2
HAA017D	9/16/2020	NITRATE-NITRITE AS NITROGEN	10	1.93	mg/L			0.078	0.2
HAA 15D	2/11/2020	NITRATE-NITRITE AS NITROGEN	10	1.91	mg/L			0.078	0.2
HAA017D	2/11/2020	NITRATE-NITRITE AS NITROGEN	10	1.91	mg/L			0.078	0.2
HAA 9C	2/11/2020	NITRATE-NITRITE AS NITROGEN	10	1.86	mg/L			0.078	0.2
HAA018D	9/16/2020	NITRATE-NITRITE AS NITROGEN	10	1.85	mg/L			0.078	0.2
HAA 4B	2/10/2020	NITRATE-NITRITE AS NITROGEN	10	1.76	mg/L			0.078	0.2
HAA 10C	2/11/2020	NITRATE-NITRITE AS NITROGEN	10	1.6	mg/L			0.078	0.2
HAA 15B	9/16/2020	NITRATE-NITRITE AS NITROGEN	10	1.5	mg/L			0.078	0.2
HAA 15B	2/11/2020	NITRATE-NITRITE AS NITROGEN	10	1.47	mg/L			0.078	0.2
HAA 15C	2/11/2020	NITRATE-NITRITE AS NITROGEN	10	1.42	mg/L			0.078	0.2
HAA 15C	9/16/2020	NITRATE-NITRITE AS NITROGEN	10	1.42	mg/L			0.078	0.2
HAA 9D	2/11/2020	NITRATE-NITRITE AS NITROGEN	10	1.34	mg/L			0.078	0.2
HAA020D	9/17/2020	NITRATE-NITRITE AS NITROGEN	10	1.29	mg/L			0.078	0.2
HAA 9D	9/15/2020	NITRATE-NITRITE AS NITROGEN	10	1.24	mg/L			0.078	0.2
HAA020C	9/17/2020	NITRATE-NITRITE AS NITROGEN	10	1.22	mg/L			0.078	0.2
HAA020D	2/11/2020	NITRATE-NITRITE AS NITROGEN	10	1.19	mg/L			0.078	0.2
HAA 14D	9/17/2020	NITRATE-NITRITE AS NITROGEN	10	1.19	mg/L			0.078	0.2
HAA 10B	9/15/2020	NITRATE-NITRITE AS NITROGEN	10	1.17	mg/L			0.078	0.2
HAA 7D	9/15/2020	NITRATE-NITRITE AS NITROGEN	10	1.17	mg/L			0.078	0.2
HAA 10C	9/15/2020	NITRATE-NITRITE AS NITROGEN	10	1.17	mg/L			0.078	0.2
HAA 11C	9/15/2020	NITRATE-NITRITE AS NITROGEN	10	1.15	mg/L			0.078	0.2
HAA021C	9/17/2020	NITRATE-NITRITE AS NITROGEN	10	1.11	mg/L			0.078	0.2
HAA021C	2/11/2020	NITRATE-NITRITE AS NITROGEN	10	1.02	mg/L			0.078	0.2
HAA 10B	9/15/2020	NITRATE-NITRITE AS NITROGEN	10	1.02	mg/L			0.078	0.2
HAA 11B	9/15/2020	NITRATE-NITRITE AS NITROGEN	10	1.01	mg/L			0.078	0.2
HAA 11C	2/11/2020	NITRATE-NITRITE AS NITROGEN	10	0.938	mg/L			0.078	0.2
HAA 8D	9/16/2020	NITRATE-NITRITE AS NITROGEN	10	0.929	mg/L			0.0078	0.02
HAA 7D	2/11/2020	NITRATE-NITRITE AS NITROGEN	10	0.921	mg/L			0.078	0.2

Bold indicates result exceeds the MCL/RSI/PRG, results qualified with a "U" are not bolded because the analyte was not detected.

<sup>a</sup> Regional Screening Level <sup>b</sup> Preliminary Remediation Goal

Well Name	Collection Date	Analyte	MCL	Result	Units	Lab Qualifier	Review Qualifier	Detection Limit	Quantitation Limit (SQL)
HAA 14D	2/11/2020	NITRATE-NITRITE AS NITROGEN	10	0.852	mg/L			0.078	0.2
HAA 1D	9/15/2020	NITRATE-NITRITE AS NITROGEN	10	0.83	mg/L			0.0078	0.02
HAA 11B	2/11/2020	NITRATE-NITRITE AS NITROGEN	10	0.825	mg/L			0.078	0.2
HAA019C	9/17/2020	NITRATE-NITRITE AS NITROGEN	10	0.807	mg/L			0.0078	0.02
HAA020C	2/11/2020	NITRATE-NITRITE AS NITROGEN	10	0.788	mg/L			0.0078	0.02
HAA 10B	2/11/2020	NITRATE-NITRITE AS NITROGEN	10	0.781	mg/L			0.078	0.2
HAA 10B	2/11/2020	NITRATE-NITRITE AS NITROGEN	10	0.777	mg/L			0.078	0.2
HAA019C	2/12/2020	NITRATE-NITRITE AS NITROGEN	10	0.761	mg/L			0.0078	0.02
HAA 2D	2/10/2020	NITRATE-NITRITE AS NITROGEN	10	0.692	mg/L			0.0078	0.02
HAA 2C	9/15/2020	NITRATE-NITRITE AS NITROGEN	10	0.686	mg/L			0.0078	0.02
HAA 2D	9/15/2020	NITRATE-NITRITE AS NITROGEN	10	0.672	mg/L			0.078	0.2
HAA 13B	2/11/2020	NITRATE-NITRITE AS NITROGEN	10	0.642	mg/L			0.078	0.2
HAA 14C	2/11/2020	NITRATE-NITRITE AS NITROGEN	10	0.591	mg/L			0.017	0.05
HAA 4C	9/15/2020	NITRATE-NITRITE AS NITROGEN	10	0.586	mg/L			0.0078	0.02
HAA 2C	2/10/2020	NITRATE-NITRITE AS NITROGEN	10	0.57	mg/L			0.0078	0.02
HAA 2B	9/15/2020	NITRATE-NITRITE AS NITROGEN	10	0.548	mg/L			0.0078	0.02
HAA 14C	2/11/2020	NITRATE-NITRITE AS NITROGEN	10	0.531	mg/L			0.0078	0.02
HAA 4C	2/10/2020	NITRATE-NITRITE AS NITROGEN	10	0.515	mg/L			0.0078	0.02
HAA 14C	9/22/2020	NITRATE-NITRITE AS NITROGEN	10	0.45	mg/L			0.019	0.1
HAA 14C	9/22/2020	NITRATE-NITRITE AS NITROGEN	10	0.421	mg/L			0.0078	0.02
HAA 13B	9/17/2020	NITRATE-NITRITE AS NITROGEN	10	0.418	mg/L			0.0078	0.02
HAA 7C	2/10/2020	NITRATE-NITRITE AS NITROGEN	10	0.411	mg/L			0.0078	0.02
HAA 10D	2/11/2020	NITRATE-NITRITE AS NITROGEN	10	0.408	mg/L			0.0078	0.02
HAA 10D	9/15/2020	NITRATE-NITRITE AS NITROGEN	10	0.405	mg/L			0.078	0.2
HAA 13C	10/7/2020	NITRATE-NITRITE AS NITROGEN	10	0.382	mg/L			0.0078	0.02
HAA 13C	10/7/2020	NITRATE-NITRITE AS NITROGEN	10	0.381	mg/L			0.0078	0.02
HAA 13C	2/11/2020	NITRATE-NITRITE AS NITROGEN	10	0.339	mg/L			0.0078	0.02
HAA 11D	9/15/2020	NITRATE-NITRITE AS NITROGEN	10	0.283	mg/L			0.0078	0.02
HAA 1C	9/14/2020	NITRATE-NITRITE AS NITROGEN	10	0.249	mg/L			0.078	0.2
HAA021D	2/11/2020	NITRATE-NITRITE AS NITROGEN	10	0.208	mg/L			0.0078	0.02
HAA 14B	9/17/2020	NITRATE-NITRITE AS NITROGEN	10	0.196	mg/L			0.0078	0.02
HAA 14B	2/12/2020	NITRATE-NITRITE AS NITROGEN	10	0.196	mg/L			0.0078	0.02
HAA 14B	9/17/2020	NITRATE-NITRITE AS NITROGEN	10	0.195	mg/L			0.0078	0.02
HAA 9B	9/15/2020	NITRATE-NITRITE AS NITROGEN	10	0.178	mg/L			0.0078	0.02
HAA 8D	2/11/2020	NITRATE-NITRITE AS NITROGEN	10	0.171	mg/L			0.0078	0.02
HAA017C	9/16/2020	NITRATE-NITRITE AS NITROGEN	10	0.161	mg/L			0.0078	0.02
HAA017C	2/11/2020	NITRATE-NITRITE AS NITROGEN	10	0.16	mg/L			0.0078	0.02
HAA 9B	2/12/2020	NITRATE-NITRITE AS NITROGEN	10	0.157	mg/L			0.0078	0.02
HAA 9B	2/12/2020	NITRATE-NITRITE AS NITROGEN	10	0.157	mg/L			0.0078	0.02
HAA 8D	2/11/2020	NITRATE-NITRITE AS NITROGEN	10	0.156	mg/L			0.0078	0.02
HAA 1A	9/14/2020	NITRATE-NITRITE AS NITROGEN	10	0.149	mg/L			0.0078	0.02
HAA 1A	2/10/2020	NITRATE-NITRITE AS NITROGEN	10	0.146	mg/L			0.0078	0.02
HAA018C	9/16/2020	NITRATE-NITRITE AS NITROGEN	10	0.145	mg/L			0.0078	0.02
HAA 9B	9/15/2020	NITRATE-NITRITE AS NITROGEN	10	0.145	mg/L			0.0078	0.02
HAA018C	2/11/2020	NITRATE-NITRITE AS NITROGEN	10	0.134	mg/L			0.0078	0.02
HAA018C	2/11/2020	NITRATE-NITRITE AS NITROGEN	10	0.129	mg/L			0.0078	0.02
HAA018C	2/11/2020	NITRATE-NITRITE AS NITROGEN	10	0.128	mg/L			0.0078	0.02
HAA018C	9/16/2020	NITRATE-NITRITE AS NITROGEN	10	0.12	mg/L			0.0078	0.02
HAA018C	9/16/2020	NITRATE-NITRITE AS NITROGEN	10	0.12	mg/L			0.0078	0.02
HAA 8B	9/22/2020	NITRATE-NITRITE AS NITROGEN	10	0.12	mg/L	J	J	0.019	0.1
HAA 7B	2/10/2020	NITRATE-NITRITE AS NITROGEN	10	0.117	mg/L			0.0078	0.02
HAA 12B	9/16/2020	NITRATE-NITRITE AS NITROGEN	10	0.114	mg/L			0.0078	0.02
HAA 12B	2/11/2020	NITRATE-NITRITE AS NITROGEN	10	0.114	mg/L			0.0078	0.02
HAA 8B	9/22/2020	NITRATE-NITRITE AS NITROGEN	10	0.109	mg/L			0.0078	0.02
HAA 8B	2/11/2020	NITRATE-NITRITE AS NITROGEN	10	0.101	mg/L			0.017	0.05
HAA 8B	9/22/2020	NITRATE-NITRITE AS NITROGEN	10	0.099	mg/L			0.0078	0.02
HAA 8B	2/11/2020	NITRATE-NITRITE AS NITROGEN	10	0.0958	mg/L			0.0078	0.02
HAA 2B	2/10/2020	NITRATE-NITRITE AS NITROGEN	10	0.091	mg/L			0.0078	0.02
HAA 2B	2/10/2020	NITRATE-NITRITE AS NITROGEN	10	0.0889	mg/L			0.0078	0.02
HAA 7B	9/15/2020	NITRATE-NITRITE AS NITROGEN	10	0.0738	mg/L			0.0078	0.02
HAA 7B	9/15/2020	NITRATE-NITRITE AS NITROGEN	10	0.0722	mg/L			0.0078	0.02
HAA 7C	9/15/2020	NITRATE-NITRITE AS NITROGEN	10	0.0628	mg/L			0.0078	0.02
HAA 1C	2/10/2020	NITRATE-NITRITE AS NITROGEN	10	0.0129	mg/L	J	J	0.0078	0.02
HAA 1D	3/3/2020	NITRATE-NITRITE AS NITROGEN	10	0.0118	mg/L	J	J	0.0078	0.02
HAA 1D	3/3/2020	NITRATE-NITRITE AS NITROGEN	10	0.0111	mg/L	J	J	0.0078	0.02
<b>HAA 7C</b>	<b>9/15/2020</b>	<b>NONVOLATILE BETA</b>	<b>50</b>	<b>55</b>	<b>pCi/L</b>			<b>0.912</b>	<b>4.83</b>
HAA 4D	9/15/2020	NONVOLATILE BETA	50	18.1	pCi/L			0.737	3.48
HAA 4D	2/10/2020	NONVOLATILE BETA	50	16.9	pCi/L			0.997	3.48
HAA 12B	9/16/2020	NONVOLATILE BETA	50	14.4	pCi/L		J	1.02	3.1
HAA 8D	9/16/2020	NONVOLATILE BETA	50	12.6	pCi/L		J	0.431	1.63
HAA 10D	9/15/2020	NONVOLATILE BETA	50	11.2	pCi/L			0.803	2.75
HAA 12B	9/16/2020	NONVOLATILE BETA	50	10.6	pCi/L			0.885	2.74

Bold indicates result exceeds the MCL/RS/PRG, results qualified with a "U" are not bolded because the analyte was not detected.

<sup>a</sup> Regional Screening Level <sup>b</sup> Preliminary Remediation Goal

Well Name	Collection Date	Analyte	MCL	Result	Units	Lab Qualifier	Review Qualifier	Detection Limit	Quantitation Limit (SQL)
HAA 15C	9/16/2020	NONVOLATILE BETA	50	8.16	pCi/L			0.448	1.46
HAA 12C	9/16/2020	NONVOLATILE BETA	50	6.57	pCi/L		J	0.607	1.66
HAA 12C	2/11/2020	NONVOLATILE BETA	50	5.99	pCi/L			0.612	1.64
HAA 10B	9/15/2020	NONVOLATILE BETA	50	5.87	pCi/L		J	0.629	2.05
HAA 15C	2/11/2020	NONVOLATILE BETA	50	5.4	pCi/L			0.988	2.58
HAA 7D	2/11/2020	NONVOLATILE BETA	50	5.25	pCi/L			0.955	2.58
HAA 7C	10/20/2020	NONVOLATILE BETA	50	4.61	pCi/L			0.579	1.52
HAA 10D	2/11/2020	NONVOLATILE BETA	50	4.59	pCi/L			0.568	1.49
HAA 4B	2/10/2020	NONVOLATILE BETA	50	4.33	pCi/L			0.845	2.27
HAA 7D	9/15/2020	NONVOLATILE BETA	50	3.92	pCi/L			0.966	2.45
HAA 14B	9/17/2020	NONVOLATILE BETA	50	3.66	pCi/L		J	0.735	2.09
HAA019D	9/22/2020	NONVOLATILE BETA	50	3.3	pCi/L			0.727	1.74
HAA018C	9/16/2020	NONVOLATILE BETA	50	2.73	pCi/L			0.442	1.15
HAA 15B	9/16/2020	NONVOLATILE BETA	50	2.36	pCi/L			0.631	1.5
HAA 4B	9/15/2020	NONVOLATILE BETA	50	2.26	pCi/L			0.577	1.55
HAA 13D	2/11/2020	NONVOLATILE BETA	50	2.13	pCi/L			0.689	1.61
HAA 14C	2/11/2020	NONVOLATILE BETA	50	2.11	pCi/L	U	U	3.77	8.79
HAA 15B	2/11/2020	NONVOLATILE BETA	50	2.02	pCi/L	J	J	0.998	2.41
HAA017C	9/16/2020	NONVOLATILE BETA	50	1.94	pCi/L		J	0.624	1.46
HAA 13D	9/17/2020	NONVOLATILE BETA	50	1.94	pCi/L	J	J	0.957	2.35
HAA 11B	9/15/2020	NONVOLATILE BETA	50	1.89	pCi/L			0.678	1.69
HAA 4C	2/10/2020	NONVOLATILE BETA	50	1.84	pCi/L	J	J	0.953	2.25
HAA 12B	2/11/2020	NONVOLATILE BETA	50	1.83	pCi/L			0.465	1.14
HAA 1C	9/14/2020	NONVOLATILE BETA	50	1.8	pCi/L	J	J	0.774	1.87
HAA 1D	9/15/2020	NONVOLATILE BETA	50	1.78	pCi/L	J	J	0.973	2.31
HAA 1C	2/10/2020	NONVOLATILE BETA	50	1.75	pCi/L	J	J	0.866	2.05
HAA021D	2/11/2020	NONVOLATILE BETA	50	1.72	pCi/L	J	J	0.99	2.36
HAA 8C	2/11/2020	NONVOLATILE BETA	50	1.7	pCi/L	J	J	0.758	1.73
HAA 2B	9/15/2020	NONVOLATILE BETA	50	1.68	pCi/L	J	J	0.849	2.08
HAA 12D	2/11/2020	NONVOLATILE BETA	50	1.63	pCi/L	J	J	0.897	2.1
HAA 12D	9/16/2020	NONVOLATILE BETA	50	1.59	pCi/L		J	0.507	1.21
HAA 13B	9/17/2020	NONVOLATILE BETA	50	1.55	pCi/L	J	J	0.886	2.15
HAA 2D	9/15/2020	NONVOLATILE BETA	50	1.54	pCi/L	J	J	0.724	1.84
HAA 14D	9/17/2020	NONVOLATILE BETA	50	1.48	pCi/L	J	J	0.882	2.15
HAA 13B	2/11/2020	NONVOLATILE BETA	50	1.47	pCi/L			0.521	1.23
HAA 1A	2/10/2020	NONVOLATILE BETA	50	1.43	pCi/L	J	J	0.85	1.98
HAA 11D	2/11/2020	NONVOLATILE BETA	50	1.37	pCi/L	J	J	0.602	1.42
HAA 10C	9/15/2020	NONVOLATILE BETA	50	1.34	pCi/L	J	J	0.997	2.34
HAA 15B	2/11/2020	NONVOLATILE BETA	50	1.34	pCi/L	J	J	0.985	2.25
HAA 15D	2/11/2020	NONVOLATILE BETA	50	1.32	pCi/L	J	J	0.824	1.91
HAA 9C	9/15/2020	NONVOLATILE BETA	50	1.29	pCi/L	J	J	0.767	1.87
HAA 11D	9/15/2020	NONVOLATILE BETA	50	1.28	pCi/L	J	J	0.996	2.27
HAA020D	9/17/2020	NONVOLATILE BETA	50	1.26	pCi/L	J	J	0.871	2.08
HAA 13C	10/7/2020	NONVOLATILE BETA	50	1.26	pCi/L	J	J	0.893	2.1
HAA 14B	9/17/2020	NONVOLATILE BETA	50	1.25	pCi/L	J	J	0.732	1.78
HAA 2D	2/10/2020	NONVOLATILE BETA	50	1.2	pCi/L	J	J	0.977	2.22
HAA 7B	2/10/2020	NONVOLATILE BETA	50	1.19	pCi/L	J	J	0.81	1.86
HAA 1D	3/3/2020	NONVOLATILE BETA	50	1.19	pCi/L	J	J	0.688	1.55
HAA 2B	2/10/2020	NONVOLATILE BETA	50	1.17	pCi/L	J	J	0.837	1.93
HAA 8B	2/11/2020	NONVOLATILE BETA	50	1.13	pCi/L	J	J	0.93	2.07
HAA018D	9/16/2020	NONVOLATILE BETA	50	1.13	pCi/L	J	J	0.568	1.3
HAA021D	9/17/2020	NONVOLATILE BETA	50	1.11	pCi/L	J	J	0.991	2.25
HAA 12D	2/11/2020	NONVOLATILE BETA	50	0.998	pCi/L	J	J	0.956	2.15
HAA 7C	2/10/2020	NONVOLATILE BETA	50	0.986	pCi/L	J	J	0.873	1.97
HAA 2C	2/10/2020	NONVOLATILE BETA	50	0.967	pCi/L	U	U	0.997	2.22
HAA 7B	9/15/2020	NONVOLATILE BETA	50	0.963	pCi/L	J	J	0.934	2.1
HAA020D	2/11/2020	NONVOLATILE BETA	50	0.958	pCi/L	U	U	0.992	2.21
HAA 10B	9/15/2020	NONVOLATILE BETA	50	0.942	pCi/L	J	J	0.68	1.6
HAA021C	2/11/2020	NONVOLATILE BETA	50	0.931	pCi/L	U	U	0.998	2.26
HAA 14C	2/11/2020	NONVOLATILE BETA	50	0.916	pCi/L	U	U	0.948	2.12
HAA 11B	2/11/2020	NONVOLATILE BETA	50	0.867	pCi/L	J	J	0.509	1.16
HAA 2C	9/15/2020	NONVOLATILE BETA	50	0.866	pCi/L	U	U	0.883	2.04
HAA020C	2/11/2020	NONVOLATILE BETA	50	0.857	pCi/L	U	U	0.917	2.05
HAA018D	2/11/2020	NONVOLATILE BETA	50	0.856	pCi/L	U	U	0.937	2.09
HAA 8D	2/11/2020	NONVOLATILE BETA	50	0.838	pCi/L	J	J	0.502	1.15
HAA 14D	2/11/2020	NONVOLATILE BETA	50	0.827	pCi/L	U	U	0.931	2.08
HAA 11C	9/15/2020	NONVOLATILE BETA	50	0.805	pCi/L	U	U	0.926	2.09
HAA 10B	2/11/2020	NONVOLATILE BETA	50	0.756	pCi/L	J	J	0.594	1.33
HAA019D	2/12/2020	NONVOLATILE BETA	50	0.756	pCi/L	U	U	0.889	1.98
HAA 8C	9/16/2020	NONVOLATILE BETA	50	0.749	pCi/L	J	J	0.376	0.884
HAA 4C	9/15/2020	NONVOLATILE BETA	50	0.643	pCi/L	U	U	0.743	1.66
HAA020C	9/17/2020	NONVOLATILE BETA	50	0.589	pCi/L	U	UJ	0.685	1.57

Bold indicates result exceeds the MCL/RSI/PRG, results qualified with a "U" are not bolded because the analyte was not detected.

<sup>a</sup> Regional Screening Level <sup>b</sup> Preliminary Remediation Goal

Well Name	Collection Date	Analyte	MCL	Result	Units	Lab Qualifier	Review Qualifier	Detection Limit	Quantitation Limit (SQL)
HAA 10B	2/11/2020	NONVOLATILE BETA	50	0.581	pCi/L	U	U	0.623	1.38
HAA 15D	9/16/2020	NONVOLATILE BETA	50	0.558	pCi/L	J	J	0.504	1.14
HAA 11D	2/11/2020	NONVOLATILE BETA	50	0.547	pCi/L	U	U	0.856	1.89
HAA017D	2/11/2020	NONVOLATILE BETA	50	0.531	pCi/L	U	U	0.921	2.02
HAA 14B	2/12/2020	NONVOLATILE BETA	50	0.53	pCi/L	J	J	0.522	1.17
HAA 9B	2/12/2020	NONVOLATILE BETA	50	0.503	pCi/L	J	J	0.402	0.91
HAA 14C	9/22/2020	NONVOLATILE BETA	50	0.499	pCi/L	U	U	0.818	1.8
HAA 11C	9/15/2020	NONVOLATILE BETA	50	0.493	pCi/L	U	U	0.921	2.03
HAA 11C	2/11/2020	NONVOLATILE BETA	50	0.472	pCi/L	U	U	0.528	1.17
HAA 14C	9/22/2020	NONVOLATILE BETA	50	0.466	pCi/L	U	U	0.85	1.902
HAA 10C	2/11/2020	NONVOLATILE BETA	50	0.456	pCi/L	U	U	0.473	1.06
HAA 1A	9/14/2020	NONVOLATILE BETA	50	0.452	pCi/L	U	U	0.732	1.62
HAA 9B	9/15/2020	NONVOLATILE BETA	50	0.433	pCi/L	U	U	0.76	1.68
HAA 8B	2/11/2020	NONVOLATILE BETA	50	0.427	pCi/L	U	U	3.77	8.12
HAA018C	2/11/2020	NONVOLATILE BETA	50	0.426	pCi/L	U	U	0.899	1.97
HAA018C	2/11/2020	NONVOLATILE BETA	50	0.425	pCi/L	U	U	0.998	2.18
HAA 1A	9/14/2020	NONVOLATILE BETA	50	0.382	pCi/L	U	U	0.56	1.25
HAA019C	9/17/2020	NONVOLATILE BETA	50	0.381	pCi/L	U	UJ	0.96	2.09
HAA 8B	9/22/2020	NONVOLATILE BETA	50	0.36	pCi/L	U	U	0.686	1.5
HAA 8B	9/22/2020	NONVOLATILE BETA	50	0.347	pCi/L	U	U	0.633	1.39
HAA017C	2/11/2020	NONVOLATILE BETA	50	0.347	pCi/L	U	U	0.955	2.08
HAA 9D	2/11/2020	NONVOLATILE BETA	50	0.291	pCi/L	U	U	0.475	1.05
HAA018C	9/16/2020	NONVOLATILE BETA	50	0.263	pCi/L	U	UJ	0.64	1.4
HAA 8B	9/22/2020	NONVOLATILE BETA	50	0.256	pCi/L	U	U	0.923	2.011
HAA 9C	2/11/2020	NONVOLATILE BETA	50	0.24	pCi/L	U	U	0.53	1.16
HAA 8B	2/11/2020	NONVOLATILE BETA	50	0.236	pCi/L	U	U	3.75	7.99
HAA019C	2/12/2020	NONVOLATILE BETA	50	0.0533	pCi/L	U	U	0.877	1.88
HAA 13C	2/11/2020	NONVOLATILE BETA	50	-0.17	pCi/L	U	U	0.727	1.56
HAA021C	9/17/2020	NONVOLATILE BETA	50	-0.199	pCi/L	U	UJ	0.976	2.05
HAA017D	9/16/2020	NONVOLATILE BETA	50	-0.45	pCi/L	U	UJ	0.63	1.33
HAA 9D	9/15/2020	NONVOLATILE BETA	50	-0.555	pCi/L	U	U	0.996	2.02
HAA 11B	2/11/2020	PH	NA	11.1	pH				
HAA 11B	9/15/2020	PH	NA	10.6	pH				
HAA 12B	11/10/2020	PH	NA	10.4	pH				
HAA 4B	2/10/2020	PH	NA	10.2	pH				
HAA 13B	2/11/2020	PH	NA	9.9	pH				
HAA 4B	9/15/2020	PH	NA	9.6	pH				
HAA 1A	9/14/2020	PH	NA	9.2	pH				
HAA 14B	9/17/2020	PH	NA	8.5	pH				
HAA 13B	9/17/2020	PH	NA	8.4	pH				
HAA 14B	2/12/2020	PH	NA	8.1	pH				
HAA 1A	2/10/2020	PH	NA	8	pH				
HAA 10B	2/11/2020	PH	NA	7.7	pH				
HAA 4C	9/15/2020	PH	NA	7.3	pH				
HAA 9B	9/15/2020	PH	NA	7.3	pH				
HAA019C	2/12/2020	PH	NA	7.3	pH				
HAA 4C	2/10/2020	PH	NA	7.1	pH				
HAA 2B	9/15/2020	PH	NA	7	pH				
HAA 10B	9/15/2020	PH	NA	6.9	pH				
HAA 13C	10/7/2020	PH	NA	6.8	pH				
HAA019C	9/17/2020	PH	NA	6.8	pH				
HAA 9B	2/12/2020	PH	NA	6.7	pH				
HAA 14C	2/11/2020	PH	NA	6.7	pH				
HAA 12B	2/11/2020	PH	NA	6.6	pH				
HAA020C	9/17/2020	PH	NA	6.6	pH				
HAA 12B	9/16/2020	PH	NA	6.5	pH				
HAA 13C	2/11/2020	PH	NA	6.5	pH				
HAA 2B	2/10/2020	PH	NA	6.4	pH				
HAA 10C	2/11/2020	PH	NA	6.4	pH				
HAA 10C	9/15/2020	PH	NA	6.4	pH				
HAA 15B	9/16/2020	PH	NA	6.4	pH				
HAA 1C	9/14/2020	PH	NA	6.3	pH				
HAA 7C	9/15/2020	PH	NA	6.3	pH				
HAA 15B	2/11/2020	PH	NA	6.3	pH				
HAA020C	2/11/2020	PH	NA	6.3	pH				
HAA 7C	2/10/2020	PH	NA	6.2	pH				
HAA 7C	10/20/2020	PH	NA	6.2	pH				
HAA 1C	2/10/2020	PH	NA	6.1	pH				
HAA020D	2/11/2020	PH	NA	6	pH				
HAA 11C	2/11/2020	PH	NA	5.9	pH				
HAA 14C	9/22/2020	PH	NA	5.9	pH				
HAA 2C	2/10/2020	PH	NA	5.8	pH				

Bold indicates result exceeds the MCL/RS/PRG, results qualified with a "U" are not bolded because the analyte was not detected.

<sup>a</sup> Regional Screening Level <sup>b</sup> Preliminary Remediation Goal

Well Name	Collection Date	Analyte	MCL	Result	Units	Lab Qualifier	Review Qualifier	Detection Limit	Quantitation Limit (SQL)
HAA 7B	9/15/2020	PH	NA	5.8	pH				
HAA 11C	9/15/2020	PH	NA	5.8	pH				
HAA 15C	2/11/2020	PH	NA	5.8	pH				
HAA 15C	9/16/2020	PH	NA	5.8	pH				
HAA 7B	2/10/2020	PH	NA	5.7	pH				
HAA 9C	2/11/2020	PH	NA	5.7	pH				
HAA020D	9/17/2020	PH	NA	5.7	pH				
HAA017C	9/16/2020	PH	NA	5.6	pH				
HAA 1D	3/3/2020	PH	NA	5.5	pH				
HAA 8B	2/11/2020	PH	NA	5.5	pH				
HAA 9D	2/11/2020	PH	NA	5.5	pH				
HAA 2C	9/15/2020	PH	NA	5.4	pH				
HAA 8C	9/16/2020	PH	NA	5.4	pH				
HAA 9C	9/15/2020	PH	NA	5.4	pH				
HAA 7D	2/11/2020	PH	NA	5.3	pH				
HAA018C	9/16/2020	PH	NA	5.3	pH				
HAA 4D	9/15/2020	PH	NA	5.2	pH				
HAA 8D	9/16/2020	PH	NA	5.2	pH				
HAA 10D	2/11/2020	PH	NA	5.2	pH				
HAA 10D	9/15/2020	PH	NA	5.2	pH				
HAA 12C	2/11/2020	PH	NA	5.2	pH				
HAA 13D	2/11/2020	PH	NA	5.2	pH				
HAA017D	9/16/2020	PH	NA	5.2	pH				
HAA019D	2/12/2020	PH	NA	5.2	pH				
HAA019D	9/22/2020	PH	NA	5.2	pH				
HAA021C	2/11/2020	PH	NA	5.2	pH				
HAA021C	9/17/2020	PH	NA	5.2	pH				
HAA 9D	9/15/2020	PH	NA	5.1	pH				
HAA 13D	9/17/2020	PH	NA	5.1	pH				
HAA021D	2/11/2020	PH	NA	5.1	pH				
HAA 1D	9/15/2020	PH	NA	5	pH				
HAA 8B	9/22/2020	PH	NA	5	pH				
HAA 15D	2/11/2020	PH	NA	5	pH				
HAA 14D	2/11/2020	PH	NA	4.9	pH				
HAA 15D	9/16/2020	PH	NA	4.9	pH				
HAA017C	2/11/2020	PH	NA	4.9	pH				
HAA018D	9/16/2020	PH	NA	4.9	pH				
HAA 8D	2/11/2020	PH	NA	4.8	pH				
HAA 12D	2/11/2020	PH	NA	4.8	pH				
HAA 11D	2/11/2020	PH	NA	4.7	pH				
HAA 11D	9/15/2020	PH	NA	4.7	pH				
HAA 12C	9/16/2020	PH	NA	4.7	pH				
HAA 2D	2/10/2020	PH	NA	4.6	pH				
HAA 14D	9/17/2020	PH	NA	4.6	pH				
HAA018C	2/11/2020	PH	NA	4.6	pH				
HAA021D	9/17/2020	PH	NA	4.6	pH				
HAA 7D	9/15/2020	PH	NA	4.5	pH				
HAA 8C	2/11/2020	PH	NA	4.5	pH				
HAA017D	2/11/2020	PH	NA	4.2	pH				
HAA 4D	2/10/2020	PH	NA	4	pH				
HAA018D	2/11/2020	PH	NA	4	pH				
HAA 12D	9/16/2020	PH	NA	3.9	pH				
HAA 2D	9/15/2020	PH	NA	3.6	pH				
HAA 12B	10/20/2020	PLUTONIUM-238	15	0.139	pCi/L	U	U	0.171	0.411
HAA 12B	10/20/2020	PLUTONIUM-238	15	0.0678	pCi/L	U	U	0.155	0.345
HAA 12B	10/20/2020	PLUTONIUM-239/240	15	-0.024	pCi/L	U	U	0.182	0.348
HAA 12B	10/20/2020	PLUTONIUM-239/240	15	-0.0585	pCi/L	U	U	0.244	0.476
HAA 12B	10/20/2020	PLUTONIUM-242	15	-0.036	pCi/L	U	U	0.214	0.412
HAA 12B	10/20/2020	PLUTONIUM-242	15	-0.0846	pCi/L	U	U	0.257	0.497
HAA 7C	10/20/2020	POTASSIUM-40	0.83 <sup>b</sup>	73.1	pCi/L	R	R	33.3	114
HAA 7C	10/20/2020	POTASSIUM-40	0.83 <sup>b</sup>	29.5	pCi/L	U	U	40.1	118
HAA 7C	10/20/2020	PROMETHIUM-147	600	11.2	pCi/L	U	U	57.4	124
HAA 7C	10/20/2020	PROMETHIUM-147	600	2.3	pCi/L	U	U	43.1	92.5
HAA 7C	10/20/2020	RADIUM-226	5	1.18	pCi/L	J	J	0.667	1.76
HAA 7C	10/20/2020	RADIUM-226	5	0.856	pCi/L	J	J	0.498	1.38
HAA 7C	10/20/2020	RADIUM-228	5	0.0341	pCi/L	U	U	0.702	1.43
HAA 7C	10/20/2020	RADIUM-228	5	-0.162	pCi/L	U	U	1.14	2.35
HAA 12B	9/16/2020	SODIUM	NA	27700	ug/L			400	1250
HAA 10D	9/15/2020	SODIUM	NA	18900	ug/L			80	250
HAA 8D	2/11/2020	SODIUM	NA	16200	ug/L			80	250
HAA 10D	2/11/2020	SODIUM	NA	15700	ug/L			80	250
HAA019D	2/12/2020	SODIUM	NA	8710	ug/L			80	250

Bold indicates result exceeds the MCL/RSI/PRG, results qualified with a "U" are not bolded because the analyte was not detected.

<sup>a</sup> Regional Screening Level <sup>b</sup> Preliminary Remediation Goal

Well Name	Collection Date	Analyte	MCL	Result	Units	Lab Qualifier	Review Qualifier	Detection Limit	Quantitation Limit (SQL)
HAA 8C	2/11/2020	SODIUM	NA	7620	ug/L			80	250
HAA 9D	2/11/2020	SODIUM	NA	7170	ug/L			80	250
HAA 8C	9/16/2020	SODIUM	NA	7150	ug/L			80	250
HAA019D	9/22/2020	SODIUM	NA	6880	ug/L		J	80	250
HAA 15D	9/16/2020	SODIUM	NA	6870	ug/L			80	250
HAA 2B	9/15/2020	SODIUM	NA	6710	ug/L			80	250
HAA 2B	2/10/2020	SODIUM	NA	6600	ug/L			80	250
HAA 15D	2/11/2020	SODIUM	NA	6560	ug/L			80	250
HAA 8D	9/16/2020	SODIUM	NA	6550	ug/L			80	250
HAA 9D	9/15/2020	SODIUM	NA	5810	ug/L			80	250
HAA 10B	9/15/2020	SODIUM	NA	4850	ug/L		J	80	250
HAA 12D	2/11/2020	SODIUM	NA	4730	ug/L			80	250
HAA020D	9/17/2020	SODIUM	NA	4560	ug/L			80	250
HAA 12D	9/16/2020	SODIUM	NA	4470	ug/L			80	250
HAA020D	2/11/2020	SODIUM	NA	4450	ug/L			80	250
HAA 9C	9/15/2020	SODIUM	NA	4400	ug/L			80	250
HAA021D	9/17/2020	SODIUM	NA	4200	ug/L			80	250
HAA018D	9/16/2020	SODIUM	NA	4190	ug/L			80	250
HAA 11B	2/11/2020	SODIUM	NA	4090	ug/L			80	250
HAA021D	2/11/2020	SODIUM	NA	4060	ug/L			80	250
HAA018D	2/11/2020	SODIUM	NA	4000	ug/L			80	250
HAA 12B	2/11/2020	SODIUM	NA	4000	ug/L			80	250
HAA 4B	2/10/2020	SODIUM	NA	3990	ug/L			80	250
HAA 13B	2/11/2020	SODIUM	NA	3970	ug/L			80	250
HAA 10C	9/15/2020	SODIUM	NA	3940	ug/L			80	250
HAA 13D	2/11/2020	SODIUM	NA	3940	ug/L			80	250
HAA 4B	9/15/2020	SODIUM	NA	3900	ug/L			80	250
HAA 7D	2/11/2020	SODIUM	NA	3870	ug/L			80	250
HAA 10B	9/15/2020	SODIUM	NA	3870	ug/L		J	80	250
HAA 9C	2/11/2020	SODIUM	NA	3860	ug/L			80	250
HAA 15C	9/16/2020	SODIUM	NA	3860	ug/L			80	250
HAA 2D	9/15/2020	SODIUM	NA	3790	ug/L			80	250
HAA 13B	9/17/2020	SODIUM	NA	3710	ug/L			80	250
HAA 12C	2/11/2020	SODIUM	NA	3670	ug/L			80	250
HAA017D	9/16/2020	SODIUM	NA	3590	ug/L			80	250
HAA 12C	9/16/2020	SODIUM	NA	3590	ug/L			80	250
HAA 13D	9/17/2020	SODIUM	NA	3560	ug/L			80	250
HAA020C	2/11/2020	SODIUM	NA	3540	ug/L			80	250
HAA 10C	2/11/2020	SODIUM	NA	3540	ug/L			80	250
HAA 11B	9/15/2020	SODIUM	NA	3540	ug/L			80	250
HAA 10B	2/11/2020	SODIUM	NA	3510	ug/L			80	250
HAA017D	2/11/2020	SODIUM	NA	3500	ug/L			80	250
HAA 15C	2/11/2020	SODIUM	NA	3460	ug/L			80	250
HAA 10B	2/11/2020	SODIUM	NA	3450	ug/L			80	250
HAA 2D	2/10/2020	SODIUM	NA	3350	ug/L			80	250
HAA 14B	9/17/2020	SODIUM	NA	3180	ug/L			80	250
HAA 14B	2/12/2020	SODIUM	NA	3080	ug/L			80	250
HAA021C	9/17/2020	SODIUM	NA	3030	ug/L			80	250
HAA021C	2/11/2020	SODIUM	NA	2870	ug/L			80	250
HAA 1D	3/3/2020	SODIUM	NA	2840	ug/L			80	250
HAA 15B	9/16/2020	SODIUM	NA	2780	ug/L			80	250
HAA 11D	2/11/2020	SODIUM	NA	2750	ug/L			80	250
HAA 9B	2/12/2020	SODIUM	NA	2740	ug/L			80	250
HAA020C	9/17/2020	SODIUM	NA	2710	ug/L			80	250
HAA 14D	9/17/2020	SODIUM	NA	2710	ug/L			80	250
HAA 7C	9/15/2020	SODIUM	NA	2690	ug/L			80	250
HAA 9B	9/15/2020	SODIUM	NA	2660	ug/L			80	250
HAA 7B	2/10/2020	SODIUM	NA	2650	ug/L			80	250
HAA 7C	2/10/2020	SODIUM	NA	2620	ug/L			80	250
HAA 14D	2/11/2020	SODIUM	NA	2610	ug/L			80	250
HAA 7B	9/15/2020	SODIUM	NA	2610	ug/L			80	250
HAA 4D	2/10/2020	SODIUM	NA	2550	ug/L			80	250
HAA 4D	9/15/2020	SODIUM	NA	2530	ug/L			80	250
HAA 1D	9/15/2020	SODIUM	NA	2430	ug/L			80	250
HAA 15B	2/11/2020	SODIUM	NA	2410	ug/L			80	250
HAA 1A	9/14/2020	SODIUM	NA	2310	ug/L			80	250
HAA 13C	10/7/2020	SODIUM	NA	2280	ug/L			80	250
HAA 7D	9/15/2020	SODIUM	NA	2260	ug/L			80	250
HAA 1A	2/10/2020	SODIUM	NA	2260	ug/L			80	250
HAA 1C	9/14/2020	SODIUM	NA	2250	ug/L			80	250
HAA 1C	2/10/2020	SODIUM	NA	2240	ug/L			80	250
HAA 11C	2/11/2020	SODIUM	NA	2230	ug/L			80	250

Bold indicates result exceeds the MCL/RSI/PRG, results qualified with a "U" are not bolded because the analyte was not detected.

<sup>a</sup> Regional Screening Level <sup>b</sup> Preliminary Remediation Goal

Well Name	Collection Date	Analyte	MCL	Result	Units	Lab Qualifier	Review Qualifier	Detection Limit	Quantitation Limit (SQL)
HAA 11C	9/15/2020	SODIUM	NA	2180	ug/L			80	250
HAA 11D	9/15/2020	SODIUM	NA	2170	ug/L			80	250
HAA 13C	2/11/2020	SODIUM	NA	2130	ug/L			80	250
HAA 2C	9/15/2020	SODIUM	NA	2090	ug/L			80	250
HAA 8B	2/11/2020	SODIUM	NA	2090	ug/L			80	250
HAA019C	9/17/2020	SODIUM	NA	2050	ug/L			80	250
HAA 14C	9/22/2020	SODIUM	NA	2040	ug/L		J	80	250
HAA019C	2/12/2020	SODIUM	NA	1990	ug/L			80	250
HAA 14C	2/11/2020	SODIUM	NA	1890	ug/L			80	250
HAA 2C	2/10/2020	SODIUM	NA	1860	ug/L			80	250
HAA017C	9/16/2020	SODIUM	NA	1840	ug/L			80	250
HAA017C	2/11/2020	SODIUM	NA	1830	ug/L			80	250
HAA018C	9/16/2020	SODIUM	NA	1820	ug/L			80	250
HAA018C	2/11/2020	SODIUM	NA	1810	ug/L			80	250
HAA 14C	9/22/2020	SODIUM	NA	1800	ug/L			50	100
HAA 4C	2/10/2020	SODIUM	NA	1780	ug/L			80	250
HAA018C	9/16/2020	SODIUM	NA	1750	ug/L			80	250
HAA018C	2/11/2020	SODIUM	NA	1730	ug/L			80	250
HAA 4C	9/15/2020	SODIUM	NA	1700	ug/L			80	250
HAA 8B	9/22/2020	SODIUM	NA	1700	ug/L			50	100
HAA 8B	9/22/2020	SODIUM	NA	1660	ug/L		J	80	250
HAA 14C	2/11/2020	SODIUM	NA	1630	ug/L			20	200
HAA 8B	2/11/2020	SODIUM	NA	1520	ug/L			20	200
HAA 12B	11/10/2020	SPECIFIC CONDUCTANCE	NA	359	uS/cm				
HAA 11B	2/11/2020	SPECIFIC CONDUCTANCE	NA	312	uS/cm				
HAA 9B	2/12/2020	SPECIFIC CONDUCTANCE	NA	224	uS/cm				
HAA 9B	9/15/2020	SPECIFIC CONDUCTANCE	NA	216	uS/cm				
HAA 11B	9/15/2020	SPECIFIC CONDUCTANCE	NA	210	uS/cm				
HAA 14B	9/17/2020	SPECIFIC CONDUCTANCE	NA	198	uS/cm				
HAA 10B	2/11/2020	SPECIFIC CONDUCTANCE	NA	187	uS/cm				
HAA 10B	9/15/2020	SPECIFIC CONDUCTANCE	NA	182	uS/cm				
HAA 13B	9/17/2020	SPECIFIC CONDUCTANCE	NA	178	uS/cm				
HAA 1A	9/14/2020	SPECIFIC CONDUCTANCE	NA	166	uS/cm				
HAA 14B	2/12/2020	SPECIFIC CONDUCTANCE	NA	161	uS/cm				
HAA 1A	2/10/2020	SPECIFIC CONDUCTANCE	NA	154	uS/cm				
HAA 12B	9/16/2020	SPECIFIC CONDUCTANCE	NA	130	uS/cm				
HAA 13B	2/11/2020	SPECIFIC CONDUCTANCE	NA	128	uS/cm				
HAA 4B	9/15/2020	SPECIFIC CONDUCTANCE	NA	124	uS/cm				
HAA019C	2/12/2020	SPECIFIC CONDUCTANCE	NA	120	uS/cm				
HAA 4B	2/10/2020	SPECIFIC CONDUCTANCE	NA	116	uS/cm				
HAA 4C	2/10/2020	SPECIFIC CONDUCTANCE	NA	116	uS/cm				
HAA 14C	9/22/2020	SPECIFIC CONDUCTANCE	NA	115	uS/cm				
HAA019C	9/17/2020	SPECIFIC CONDUCTANCE	NA	115	uS/cm				
HAA 4C	9/15/2020	SPECIFIC CONDUCTANCE	NA	113	uS/cm				
HAA 14C	2/11/2020	SPECIFIC CONDUCTANCE	NA	110	uS/cm				
HAA 13C	10/7/2020	SPECIFIC CONDUCTANCE	NA	96	uS/cm				
HAA 8D	2/11/2020	SPECIFIC CONDUCTANCE	NA	94	uS/cm				
HAA 2B	2/10/2020	SPECIFIC CONDUCTANCE	NA	93	uS/cm				
HAA 12B	2/11/2020	SPECIFIC CONDUCTANCE	NA	93	uS/cm				
HAA 13C	2/11/2020	SPECIFIC CONDUCTANCE	NA	91	uS/cm				
HAA 4D	2/10/2020	SPECIFIC CONDUCTANCE	NA	89	uS/cm				
HAA 10D	9/15/2020	SPECIFIC CONDUCTANCE	NA	88	uS/cm				
HAA 10D	2/11/2020	SPECIFIC CONDUCTANCE	NA	87	uS/cm				
HAA 1C	9/14/2020	SPECIFIC CONDUCTANCE	NA	85	uS/cm				
HAA020C	9/17/2020	SPECIFIC CONDUCTANCE	NA	84	uS/cm				
HAA 1C	2/10/2020	SPECIFIC CONDUCTANCE	NA	83	uS/cm				
HAA 2B	9/15/2020	SPECIFIC CONDUCTANCE	NA	83	uS/cm				
HAA 4D	9/15/2020	SPECIFIC CONDUCTANCE	NA	82	uS/cm				
HAA019D	2/12/2020	SPECIFIC CONDUCTANCE	NA	80	uS/cm				
HAA020C	2/11/2020	SPECIFIC CONDUCTANCE	NA	74	uS/cm				
HAA 1D	3/3/2020	SPECIFIC CONDUCTANCE	NA	65	uS/cm				
HAA 15B	9/16/2020	SPECIFIC CONDUCTANCE	NA	62	uS/cm				
HAA 7C	10/20/2020	SPECIFIC CONDUCTANCE	NA	57	uS/cm				
HAA 8C	2/11/2020	SPECIFIC CONDUCTANCE	NA	57	uS/cm				
HAA 8C	9/16/2020	SPECIFIC CONDUCTANCE	NA	57	uS/cm				
HAA019D	9/22/2020	SPECIFIC CONDUCTANCE	NA	57	uS/cm				
HAA 7C	9/15/2020	SPECIFIC CONDUCTANCE	NA	56	uS/cm				
HAA 8D	9/16/2020	SPECIFIC CONDUCTANCE	NA	56	uS/cm				
HAA 9C	9/15/2020	SPECIFIC CONDUCTANCE	NA	55	uS/cm				
HAA 15B	2/11/2020	SPECIFIC CONDUCTANCE	NA	54	uS/cm				
HAA 9C	2/11/2020	SPECIFIC CONDUCTANCE	NA	53	uS/cm				
HAA 12C	2/11/2020	SPECIFIC CONDUCTANCE	NA	53	uS/cm				

Bold indicates result exceeds the MCL/RSI/PRG, results qualified with a "U" are not bolded because the analyte was not detected.

<sup>a</sup> Regional Screening Level <sup>b</sup> Preliminary Remediation Goal



Well Name	Collection Date	Analyte	MCL	Result	Units	Lab Qualifier	Review Qualifier	Detection Limit	Quantitation Limit (SQL)
HAA 12C	9/16/2020	SPECIFIC CONDUCTANCE	NA	53	uS/cm				
HAA 11D	2/11/2020	SPECIFIC CONDUCTANCE	NA	49	uS/cm				
HAA 11C	9/15/2020	SPECIFIC CONDUCTANCE	NA	48	uS/cm				
HAA 11D	9/15/2020	SPECIFIC CONDUCTANCE	NA	48	uS/cm				
HAA 15D	9/16/2020	SPECIFIC CONDUCTANCE	NA	48	uS/cm				
HAA 7C	2/10/2020	SPECIFIC CONDUCTANCE	NA	47	uS/cm				
HAA 15D	2/11/2020	SPECIFIC CONDUCTANCE	NA	47	uS/cm				
HAA 7D	2/11/2020	SPECIFIC CONDUCTANCE	NA	46	uS/cm				
HAA 9D	2/11/2020	SPECIFIC CONDUCTANCE	NA	46	uS/cm				
HAA 11C	2/11/2020	SPECIFIC CONDUCTANCE	NA	46	uS/cm				
HAA 10C	9/15/2020	SPECIFIC CONDUCTANCE	NA	45	uS/cm				
HAA 7D	9/15/2020	SPECIFIC CONDUCTANCE	NA	44	uS/cm				
HAA 1D	9/15/2020	SPECIFIC CONDUCTANCE	NA	43	uS/cm				
HAA 10C	2/11/2020	SPECIFIC CONDUCTANCE	NA	43	uS/cm				
HAA018D	2/11/2020	SPECIFIC CONDUCTANCE	NA	43	uS/cm				
HAA020D	2/11/2020	SPECIFIC CONDUCTANCE	NA	43	uS/cm				
HAA 7B	9/15/2020	SPECIFIC CONDUCTANCE	NA	42	uS/cm				
HAA 12D	9/16/2020	SPECIFIC CONDUCTANCE	NA	42	uS/cm				
HAA 15C	9/16/2020	SPECIFIC CONDUCTANCE	NA	42	uS/cm				
HAA 12D	2/11/2020	SPECIFIC CONDUCTANCE	NA	41	uS/cm				
HAA 15C	2/11/2020	SPECIFIC CONDUCTANCE	NA	41	uS/cm				
HAA 9D	9/15/2020	SPECIFIC CONDUCTANCE	NA	40	uS/cm				
HAA018D	9/16/2020	SPECIFIC CONDUCTANCE	NA	40	uS/cm				
HAA021D	9/17/2020	SPECIFIC CONDUCTANCE	NA	40	uS/cm				
HAA 7B	2/10/2020	SPECIFIC CONDUCTANCE	NA	39	uS/cm				
HAA 13D	2/11/2020	SPECIFIC CONDUCTANCE	NA	38	uS/cm				
HAA 13D	9/17/2020	SPECIFIC CONDUCTANCE	NA	38	uS/cm				
HAA 8B	2/11/2020	SPECIFIC CONDUCTANCE	NA	37	uS/cm				
HAA020D	9/17/2020	SPECIFIC CONDUCTANCE	NA	37	uS/cm				
HAA021D	2/11/2020	SPECIFIC CONDUCTANCE	NA	37	uS/cm				
HAA 8B	9/22/2020	SPECIFIC CONDUCTANCE	NA	36	uS/cm				
HAA017D	2/11/2020	SPECIFIC CONDUCTANCE	NA	36	uS/cm				
HAA017D	9/16/2020	SPECIFIC CONDUCTANCE	NA	35	uS/cm				
HAA 2D	9/15/2020	SPECIFIC CONDUCTANCE	NA	33	uS/cm				
HAA 14D	9/17/2020	SPECIFIC CONDUCTANCE	NA	33	uS/cm				
HAA 2D	2/10/2020	SPECIFIC CONDUCTANCE	NA	32	uS/cm				
HAA 14D	2/11/2020	SPECIFIC CONDUCTANCE	NA	31	uS/cm				
HAA017C	2/11/2020	SPECIFIC CONDUCTANCE	NA	30	uS/cm				
HAA017C	9/16/2020	SPECIFIC CONDUCTANCE	NA	28	uS/cm				
HAA021C	9/17/2020	SPECIFIC CONDUCTANCE	NA	25	uS/cm				
HAA018C	2/11/2020	SPECIFIC CONDUCTANCE	NA	24	uS/cm				
HAA018C	9/16/2020	SPECIFIC CONDUCTANCE	NA	24	uS/cm				
HAA021C	2/11/2020	SPECIFIC CONDUCTANCE	NA	24	uS/cm				
HAA 2C	2/10/2020	SPECIFIC CONDUCTANCE	NA	20	uS/cm				
HAA 2C	9/15/2020	SPECIFIC CONDUCTANCE	NA	20	uS/cm				
HAA 7C	10/20/2020	STRONTIUM-90	8	2.3	pCi/L	U	U	4.13	9.09
HAA 7C	10/20/2020	STRONTIUM-90	8	1.43	pCi/L	U	U	5.76	12.2
HAA 12C	2/11/2020	TECHNETIUM-99	900	14.2	pCi/L	J	J	8.07	18.1
HAA 12C	9/16/2020	TECHNETIUM-99	900	11.2	pCi/L	J	J	7.53	16.9
HAA 12C	9/16/2020	TECHNETIUM-99	900	11	pCi/L	J	J	7.23	16.3
HAA 15C	2/11/2020	TECHNETIUM-99	900	9.89	pCi/L	J	J	8.7	19.3
HAA 10D	2/11/2020	TECHNETIUM-99	900	7.88	pCi/L	U	U	7.99	17.7
HAA 15C	9/16/2020	TECHNETIUM-99	900	7.48	pCi/L	U	U	8.37	18.7
HAA 13C	10/7/2020	TECHNETIUM-99	900	5.52	pCi/L	U	U	6.56	14.4
HAA 10D	9/15/2020	TECHNETIUM-99	900	4.96	pCi/L	U	U	8.39	18.5
HAA 15D	9/16/2020	TECHNETIUM-99	900	4.79	pCi/L	U	U	6.71	14.9
HAA018C	9/16/2020	TECHNETIUM-99	900	4.64	pCi/L	U	U	7.35	16.2
HAA 13C	10/7/2020	TECHNETIUM-99	900	4.56	pCi/L	U	U	6.46	14.2
HAA 15B	9/16/2020	TECHNETIUM-99	900	4.28	pCi/L	U	U	6.83	15.1
HAA 9C	9/15/2020	TECHNETIUM-99	900	3.94	pCi/L	U	U	7.14	15.7
HAA 12B	2/11/2020	TECHNETIUM-99	900	3.67	pCi/L	U	U	8.27	18.1
HAA 10D	9/15/2020	TECHNETIUM-99	900	3.6	pCi/L	U	U	7.95	17.4
HAA 10C	2/11/2020	TECHNETIUM-99	900	3.54	pCi/L	U	U	7.97	17.4
HAA018D	9/16/2020	TECHNETIUM-99	900	3.44	pCi/L	U	U	7.67	16.7
HAA 14C	2/11/2020	TECHNETIUM-99	900	3.38	pCi/L	U	U	4.34	9.7
HAA 1D	9/15/2020	TECHNETIUM-99	900	3.37	pCi/L	U	U	7.5	16.3
HAA 2B	9/15/2020	TECHNETIUM-99	900	3.21	pCi/L	U	U	7.22	15.7
HAA 4B	9/15/2020	TECHNETIUM-99	900	3.08	pCi/L	U	U	7.96	17.4
HAA 1C	9/14/2020	TECHNETIUM-99	900	2.95	pCi/L	U	U	8.03	17.5
HAA 10C	9/15/2020	TECHNETIUM-99	900	2.85	pCi/L	U	U	7.8	16.9
HAA 9B	9/15/2020	TECHNETIUM-99	900	2.78	pCi/L	U	U	6.92	15
HAA 2D	9/15/2020	TECHNETIUM-99	900	2.77	pCi/L	U	U	8.43	18.2

Bold indicates result exceeds the MCL/RS/PRG, results qualified with a "U" are not bolded because the analyte was not detected.

<sup>a</sup> Regional Screening Level <sup>b</sup> Preliminary Remediation Goal

Well Name	Collection Date	Analyte	MCL	Result	Units	Lab Qualifier	Review Qualifier	Detection Limit	Quantitation Limit (SQL)
HAA 12D	2/11/2020	TECHNETIUM-99	900	2.67	pCi/L	U	U	8.06	17.6
HAA 10B	2/11/2020	TECHNETIUM-99	900	2.18	pCi/L	U	U	8.47	18.5
HAA 10B	9/15/2020	TECHNETIUM-99	900	2.08	pCi/L	U	U	7.06	15.2
HAA 7B	9/15/2020	TECHNETIUM-99	900	2.04	pCi/L	U	U	7.14	15.5
HAA017C	9/16/2020	TECHNETIUM-99	900	1.65	pCi/L	U	U	7.91	17.2
HAA 12D	9/16/2020	TECHNETIUM-99	900	1.54	pCi/L	U	U	7.12	15.5
HAA 10B	9/15/2020	TECHNETIUM-99	900	1.47	pCi/L	U	U	6.76	14.5
HAA 10B	2/11/2020	TECHNETIUM-99	900	1.14	pCi/L	U	U	8.62	18.7
HAA 11D	9/15/2020	TECHNETIUM-99	900	1.14	pCi/L	U	U	6.9	15
HAA 11B	9/15/2020	TECHNETIUM-99	900	1.13	pCi/L	U	U	6.76	14.4
HAA 11D	2/11/2020	TECHNETIUM-99	900	1.1	pCi/L	U	U	8.08	17.6
HAA 9D	9/15/2020	TECHNETIUM-99	900	0.993	pCi/L	U	U	7.12	15.2
HAA 9B	2/12/2020	TECHNETIUM-99	900	0.821	pCi/L	U	U	8.73	19
HAA 8B	9/22/2020	TECHNETIUM-99	900	0.477	pCi/L	U	U	8.01	17.4
HAA 12B	9/16/2020	TECHNETIUM-99	900	0.327	pCi/L	U	U	7.98	17.2
HAA 8B	2/11/2020	TECHNETIUM-99	900	0.125	pCi/L	U	U	4.34	9.48
HAA 11C	2/11/2020	TECHNETIUM-99	900	0.0668	pCi/L	U	U	8.86	19.2
HAA 14B	9/17/2020	TECHNETIUM-99	900	0.00728	pCi/L	U	U	8.07	17.5
HAA 14C	9/22/2020	TECHNETIUM-99	900	-0.0516	pCi/L	U	UJ	1.6	3.46
HAA 7C	9/15/2020	TECHNETIUM-99	900	-0.357	pCi/L	U	U	7.02	15.1
HAA 4C	9/15/2020	TECHNETIUM-99	900	-0.475	pCi/L	U	U	6.65	14.3
HAA019D	9/22/2020	TECHNETIUM-99	900	-0.566	pCi/L	U	U	8.34	18.1
HAA 8B	9/22/2020	TECHNETIUM-99	900	-0.624	pCi/L	U	UJ	1.7	3.618
HAA 13B	9/17/2020	TECHNETIUM-99	900	-0.694	pCi/L	U	U	8.45	18.3
HAA 14C	9/22/2020	TECHNETIUM-99	900	-0.7719	pCi/L	U	UJ	1.79	3.79
HAA 8D	2/11/2020	TECHNETIUM-99	900	-0.797	pCi/L	U	U	8.1	17.5
HAA 8B	2/11/2020	TECHNETIUM-99	900	-0.843	pCi/L	U	U	8.76	19
HAA020C	9/17/2020	TECHNETIUM-99	900	-0.952	pCi/L	U	U	8.62	18.7
HAA 15D	2/11/2020	TECHNETIUM-99	900	-1.02	pCi/L	U	U	8.72	18.9
HAA021C	9/17/2020	TECHNETIUM-99	900	-1.06	pCi/L	U	U	8.69	18.8
HAA 8C	9/16/2020	TECHNETIUM-99	900	-1.18	pCi/L	U	U	7.1	15.2
HAA 2C	9/15/2020	TECHNETIUM-99	900	-1.19	pCi/L	U	U	8.59	18
HAA 11B	2/11/2020	TECHNETIUM-99	900	-1.38	pCi/L	U	U	8.51	18.4
HAA018C	9/16/2020	TECHNETIUM-99	900	-1.39	pCi/L	U	U	7.03	15.1
HAA 13B	2/11/2020	TECHNETIUM-99	900	-1.45	pCi/L	U	U	8.35	18.1
HAA017D	9/16/2020	TECHNETIUM-99	900	-1.48	pCi/L	U	U	6.98	15
HAA 4C	2/10/2020	TECHNETIUM-99	900	-1.68	pCi/L	U	U	8.46	18.3
HAA020D	2/11/2020	TECHNETIUM-99	900	-1.88	pCi/L	U	U	8.38	18.1
HAA 1A	9/14/2020	TECHNETIUM-99	900	-1.96	pCi/L	U	U	8.38	17.6
HAA 1D	3/3/2020	TECHNETIUM-99	900	-2.02	pCi/L	U	U	8.12	17.5
HAA019C	9/17/2020	TECHNETIUM-99	900	-2.05	pCi/L	U	U	8.24	17.8
HAA 4D	9/15/2020	TECHNETIUM-99	900	-2.15	pCi/L	U	U	6.87	14.7
HAA020D	9/17/2020	TECHNETIUM-99	900	-2.19	pCi/L	U	U	8.15	17.6
HAA 4B	2/10/2020	TECHNETIUM-99	900	-2.25	pCi/L	U	U	9.09	19.6
HAA 14D	2/11/2020	TECHNETIUM-99	900	-2.39	pCi/L	U	U	8.17	17.6
HAA 13D	9/17/2020	TECHNETIUM-99	900	-2.45	pCi/L	U	U	8.14	17.5
HAA 8D	9/16/2020	TECHNETIUM-99	900	-2.52	pCi/L	U	U	7.83	16.7
HAA018C	2/11/2020	TECHNETIUM-99	900	-2.54	pCi/L	U	U	8.34	18
HAA 8B	2/11/2020	TECHNETIUM-99	900	-2.59	pCi/L	U	U	8.4	18.1
HAA 13D	9/17/2020	TECHNETIUM-99	900	-2.71	pCi/L	U	U	8.03	17.3
HAA 7B	2/10/2020	TECHNETIUM-99	900	-2.77	pCi/L	U	U	8.4	18.1
HAA 14D	9/17/2020	TECHNETIUM-99	900	-2.78	pCi/L	U	U	7.86	16.9
HAA 14B	2/12/2020	TECHNETIUM-99	900	-2.82	pCi/L	U	U	8.78	18.9
HAA 14C	9/22/2020	TECHNETIUM-99	900	-2.85	pCi/L	U	U	8.48	18.3
HAA 15B	2/11/2020	TECHNETIUM-99	900	-2.95	pCi/L	U	U	8.35	18
HAA 7D	9/15/2020	TECHNETIUM-99	900	-3.03	pCi/L	U	U	7.44	15.8
HAA 13C	2/11/2020	TECHNETIUM-99	900	-3.05	pCi/L	U	U	8.3	17.9
HAA 7D	2/11/2020	TECHNETIUM-99	900	-3.07	pCi/L	U	U	7.95	17.1
HAA 9D	2/11/2020	TECHNETIUM-99	900	-3.12	pCi/L	U	U	8.22	17.7
HAA021D	9/17/2020	TECHNETIUM-99	900	-3.14	pCi/L	U	U	8.8	18.9
HAA 8C	2/11/2020	TECHNETIUM-99	900	-3.24	pCi/L	U	U	8.55	18.4
HAA 13C	2/11/2020	TECHNETIUM-99	900	-3.26	pCi/L	U	U	8.32	17.9
HAA 9C	2/11/2020	TECHNETIUM-99	900	-3.33	pCi/L	U	U	8.68	18.7
HAA019C	2/12/2020	TECHNETIUM-99	900	-3.56	pCi/L	U	U	8.65	18.6
HAA017C	2/11/2020	TECHNETIUM-99	900	-3.58	pCi/L	U	U	8.41	18.1
HAA 13D	2/11/2020	TECHNETIUM-99	900	-3.58	pCi/L	U	U	8.78	18.9
HAA018D	2/11/2020	TECHNETIUM-99	900	-3.62	pCi/L	U	U	8.51	18.3
HAA 2C	2/10/2020	TECHNETIUM-99	900	-3.63	pCi/L	U	U	8.32	17.9
HAA021D	2/11/2020	TECHNETIUM-99	900	-3.9	pCi/L	U	U	8.51	18.3
HAA021C	2/11/2020	TECHNETIUM-99	900	-3.98	pCi/L	U	U	8.39	18
HAA017D	2/11/2020	TECHNETIUM-99	900	-4.26	pCi/L	U	U	8.67	18.6
HAA020C	2/11/2020	TECHNETIUM-99	900	-4.28	pCi/L	U	U	8.78	18.9

Bold indicates result exceeds the MCL/RS/PRG, results qualified with a "U" are not bolded because the analyte was not detected.

<sup>a</sup> Regional Screening Level <sup>b</sup> Preliminary Remediation Goal

Well Name	Collection Date	Analyte	MCL	Result	Units	Lab Qualifier	Review Qualifier	Detection Limit	Quantitation Limit (SQL)
HAA 14C	2/11/2020	TECHNETIUM-99	900	-4.54	pCi/L	U	U	8.71	18.7
HAA019D	2/12/2020	TECHNETIUM-99	900	-4.57	pCi/L	U	U	8.98	19.3
HAA 2D	2/10/2020	TECHNETIUM-99	900	-4.63	pCi/L	U	U	7.94	17
HAA 2B	2/10/2020	TECHNETIUM-99	900	-4.81	pCi/L	U	U	9.01	19.4
HAA 4D	2/10/2020	TECHNETIUM-99	900	-4.92	pCi/L	U	U	8.34	17.9
HAA 11C	9/15/2020	TECHNETIUM-99	900	-5.44	pCi/L	U	U	8.16	17.2
HAA 1C	2/10/2020	TECHNETIUM-99	900	-5.53	pCi/L	U	U	7.64	16.3
HAA018C	2/11/2020	TECHNETIUM-99	900	-5.63	pCi/L	U	U	8.69	18.6
HAA 1D	3/3/2020	TECHNETIUM-99	900	-5.67	pCi/L	U	U	8.73	18.7
HAA 7C	2/10/2020	TECHNETIUM-99	900	-5.8	pCi/L	U	U	8.24	17.6
HAA 4C	2/10/2020	TECHNETIUM-99	900	-6.56	pCi/L	U	U	8.5	18.2
HAA 1A	2/10/2020	TECHNETIUM-99	900	-6.95	pCi/L	U	U	9.73	20.8
HAA 7C	10/20/2020	THALLIUM-208		-0.984	pCi/L	U	U	4.4	10
HAA 7C	10/20/2020	THALLIUM-208		-3.08	pCi/L	U	U	4.11	10.1
HAA 12B	10/20/2020	THORIUM-228	15	0.109	pCi/L	U	U	0.192	0.57
HAA 12B	10/20/2020	THORIUM-228	15	0.0547	pCi/L	U	U	0.269	0.577
HAA 12B	10/20/2020	THORIUM-230	15	0.0172	pCi/L	U	U	0.391	0.759
HAA 12B	10/20/2020	THORIUM-230	15	-0.0363	pCi/L	U	U	0.453	0.849
HAA 12B	10/20/2020	THORIUM-232	15	0.0175	pCi/L	U	U	0.239	0.479
HAA 12B	10/20/2020	THORIUM-232	15	-0.0042	pCi/L	U	U	0.207	0.419
HAA 12B	11/10/2020	TOTAL ALKALINITY (AS CaCO3)	NA	117	mg/L				
HAA 9B	9/15/2020	TOTAL ALKALINITY (AS CaCO3)	NA	96	mg/L				
HAA 14B	2/12/2020	TOTAL ALKALINITY (AS CaCO3)	NA	94	mg/L				
HAA 1A	9/14/2020	TOTAL ALKALINITY (AS CaCO3)	NA	90	mg/L				
HAA 9B	2/12/2020	TOTAL ALKALINITY (AS CaCO3)	NA	86	mg/L				
HAA 1A	2/10/2020	TOTAL ALKALINITY (AS CaCO3)	NA	82	mg/L				
HAA 11B	2/11/2020	TOTAL ALKALINITY (AS CaCO3)	NA	81	mg/L				
HAA 14B	9/17/2020	TOTAL ALKALINITY (AS CaCO3)	NA	78	mg/L				
HAA 10B	2/11/2020	TOTAL ALKALINITY (AS CaCO3)	NA	70	mg/L				
HAA 11B	9/15/2020	TOTAL ALKALINITY (AS CaCO3)	NA	56	mg/L				
HAA 13B	2/11/2020	TOTAL ALKALINITY (AS CaCO3)	NA	56	mg/L				
HAA019C	2/12/2020	TOTAL ALKALINITY (AS CaCO3)	NA	50	mg/L				
HAA 2B	2/10/2020	TOTAL ALKALINITY (AS CaCO3)	NA	48	mg/L				
HAA 10B	9/15/2020	TOTAL ALKALINITY (AS CaCO3)	NA	48	mg/L				
HAA 13B	9/17/2020	TOTAL ALKALINITY (AS CaCO3)	NA	48	mg/L				
HAA 14C	9/22/2020	TOTAL ALKALINITY (AS CaCO3)	NA	48	mg/L				
HAA 4B	9/15/2020	TOTAL ALKALINITY (AS CaCO3)	NA	41	mg/L				
HAA 12B	9/16/2020	TOTAL ALKALINITY (AS CaCO3)	NA	40	mg/L				
HAA019C	9/17/2020	TOTAL ALKALINITY (AS CaCO3)	NA	39	mg/L				
HAA 13C	2/11/2020	TOTAL ALKALINITY (AS CaCO3)	NA	38	mg/L				
HAA 13C	10/7/2020	TOTAL ALKALINITY (AS CaCO3)	NA	38	mg/L				
HAA 4C	2/10/2020	TOTAL ALKALINITY (AS CaCO3)	NA	37	mg/L				
HAA 4B	2/10/2020	TOTAL ALKALINITY (AS CaCO3)	NA	36	mg/L				
HAA 14C	2/11/2020	TOTAL ALKALINITY (AS CaCO3)	NA	36	mg/L				
HAA 1C	2/10/2020	TOTAL ALKALINITY (AS CaCO3)	NA	35	mg/L				
HAA 12B	2/11/2020	TOTAL ALKALINITY (AS CaCO3)	NA	33	mg/L				
HAA020C	9/17/2020	TOTAL ALKALINITY (AS CaCO3)	NA	32	mg/L				
HAA 4C	9/15/2020	TOTAL ALKALINITY (AS CaCO3)	NA	30	mg/L				
HAA 1C	9/14/2020	TOTAL ALKALINITY (AS CaCO3)	NA	27	mg/L				
HAA 2B	9/15/2020	TOTAL ALKALINITY (AS CaCO3)	NA	22	mg/L				
HAA 7C	10/20/2020	TOTAL ALKALINITY (AS CaCO3)	NA	22	mg/L				
HAA020D	2/11/2020	TOTAL ALKALINITY (AS CaCO3)	NA	22	mg/L				
HAA 7C	9/15/2020	TOTAL ALKALINITY (AS CaCO3)	NA	20	mg/L				
HAA 10C	9/15/2020	TOTAL ALKALINITY (AS CaCO3)	NA	18	mg/L				
HAA 15B	9/16/2020	TOTAL ALKALINITY (AS CaCO3)	NA	17	mg/L				
HAA 7C	2/10/2020	TOTAL ALKALINITY (AS CaCO3)	NA	14	mg/L				
HAA 15B	2/11/2020	TOTAL ALKALINITY (AS CaCO3)	NA	14	mg/L				
HAA020C	2/11/2020	TOTAL ALKALINITY (AS CaCO3)	NA	14	mg/L				
HAA 2C	2/10/2020	TOTAL ALKALINITY (AS CaCO3)	NA	12	mg/L				
HAA020D	9/17/2020	TOTAL ALKALINITY (AS CaCO3)	NA	11	mg/L				
HAA 15C	2/11/2020	TOTAL ALKALINITY (AS CaCO3)	NA	10	mg/L				
HAA 1D	3/3/2020	TOTAL ALKALINITY (AS CaCO3)	NA	9	mg/L				
HAA 9C	2/11/2020	TOTAL ALKALINITY (AS CaCO3)	NA	9	mg/L				
HAA017C	9/16/2020	TOTAL ALKALINITY (AS CaCO3)	NA	8	mg/L				
HAA 7B	2/10/2020	TOTAL ALKALINITY (AS CaCO3)	NA	7	mg/L				
HAA 8B	2/11/2020	TOTAL ALKALINITY (AS CaCO3)	NA	7	mg/L				
HAA 9D	2/11/2020	TOTAL ALKALINITY (AS CaCO3)	NA	7	mg/L				
HAA 10C	2/11/2020	TOTAL ALKALINITY (AS CaCO3)	NA	7	mg/L				
HAA019D	2/12/2020	TOTAL ALKALINITY (AS CaCO3)	NA	7	mg/L				
HAA019D	9/22/2020	TOTAL ALKALINITY (AS CaCO3)	NA	6	mg/L				
HAA021C	2/11/2020	TOTAL ALKALINITY (AS CaCO3)	NA	6	mg/L				
HAA021D	2/11/2020	TOTAL ALKALINITY (AS CaCO3)	NA	6	mg/L				

Bold indicates result exceeds the MCL/RSI/PRG, results qualified with a "U" are not bolded because the analyte was not detected.

<sup>a</sup> Regional Screening Level <sup>b</sup> Preliminary Remediation Goal

Well Name	Collection Date	Analyte	MCL	Result	Units	Lab Qualifier	Review Qualifier	Detection Limit	Quantitation Limit (SQL)
HAA 9C	9/15/2020	TOTAL ALKALINITY (AS CACO3)	NA	5	mg/L				
HAA 15C	9/16/2020	TOTAL ALKALINITY (AS CACO3)	NA	5	mg/L				
HAA 4D	9/15/2020	TOTAL ALKALINITY (AS CACO3)	NA	4	mg/L				
HAA 8D	2/11/2020	TOTAL ALKALINITY (AS CACO3)	NA	4	mg/L				
HAA017D	9/16/2020	TOTAL ALKALINITY (AS CACO3)	NA	4	mg/L				
HAA021C	9/17/2020	TOTAL ALKALINITY (AS CACO3)	NA	4	mg/L				
HAA 1D	9/15/2020	TOTAL ALKALINITY (AS CACO3)	NA	3	mg/L				
HAA 2C	9/15/2020	TOTAL ALKALINITY (AS CACO3)	NA	3	mg/L				
HAA 11C	2/11/2020	TOTAL ALKALINITY (AS CACO3)	NA	3	mg/L				
HAA 11C	9/15/2020	TOTAL ALKALINITY (AS CACO3)	NA	3	mg/L				
HAA 12C	9/16/2020	TOTAL ALKALINITY (AS CACO3)	NA	3	mg/L				
HAA 12D	9/16/2020	TOTAL ALKALINITY (AS CACO3)	NA	3	mg/L				
HAA 8B	9/22/2020	TOTAL ALKALINITY (AS CACO3)	NA	2	mg/L				
HAA 8C	2/11/2020	TOTAL ALKALINITY (AS CACO3)	NA	2	mg/L				
HAA 10D	2/11/2020	TOTAL ALKALINITY (AS CACO3)	NA	2	mg/L				
HAA 12C	2/11/2020	TOTAL ALKALINITY (AS CACO3)	NA	2	mg/L				
HAA 13D	2/11/2020	TOTAL ALKALINITY (AS CACO3)	NA	2	mg/L				
HAA017C	2/11/2020	TOTAL ALKALINITY (AS CACO3)	NA	2	mg/L				
HAA018C	9/16/2020	TOTAL ALKALINITY (AS CACO3)	NA	2	mg/L				
HAA 2D	2/10/2020	TOTAL ALKALINITY (AS CACO3)	NA	0	mg/L				
HAA 2D	9/15/2020	TOTAL ALKALINITY (AS CACO3)	NA	0	mg/L				
HAA 4D	2/10/2020	TOTAL ALKALINITY (AS CACO3)	NA	0	mg/L				
HAA 7B	9/15/2020	TOTAL ALKALINITY (AS CACO3)	NA	0	mg/L				
HAA 7D	2/11/2020	TOTAL ALKALINITY (AS CACO3)	NA	0	mg/L				
HAA 7D	9/15/2020	TOTAL ALKALINITY (AS CACO3)	NA	0	mg/L				
HAA 8C	9/16/2020	TOTAL ALKALINITY (AS CACO3)	NA	0	mg/L				
HAA 8D	9/16/2020	TOTAL ALKALINITY (AS CACO3)	NA	0	mg/L				
HAA 9D	9/15/2020	TOTAL ALKALINITY (AS CACO3)	NA	0	mg/L				
HAA 10D	9/15/2020	TOTAL ALKALINITY (AS CACO3)	NA	0	mg/L				
HAA 11D	2/11/2020	TOTAL ALKALINITY (AS CACO3)	NA	0	mg/L				
HAA 11D	9/15/2020	TOTAL ALKALINITY (AS CACO3)	NA	0	mg/L				
HAA 12D	2/11/2020	TOTAL ALKALINITY (AS CACO3)	NA	0	mg/L				
HAA 13D	9/17/2020	TOTAL ALKALINITY (AS CACO3)	NA	0	mg/L				
HAA 14D	2/11/2020	TOTAL ALKALINITY (AS CACO3)	NA	0	mg/L				
HAA 14D	9/17/2020	TOTAL ALKALINITY (AS CACO3)	NA	0	mg/L				
HAA 15D	2/11/2020	TOTAL ALKALINITY (AS CACO3)	NA	0	mg/L				
HAA 15D	9/16/2020	TOTAL ALKALINITY (AS CACO3)	NA	0	mg/L				
HAA017D	2/11/2020	TOTAL ALKALINITY (AS CACO3)	NA	0	mg/L				
HAA018C	2/11/2020	TOTAL ALKALINITY (AS CACO3)	NA	0	mg/L				
HAA018D	2/11/2020	TOTAL ALKALINITY (AS CACO3)	NA	0	mg/L				
HAA018D	9/16/2020	TOTAL ALKALINITY (AS CACO3)	NA	0	mg/L				
HAA021D	9/17/2020	TOTAL ALKALINITY (AS CACO3)	NA	0	mg/L				
<b>HAA 12C</b>	<b>2/11/2020</b>	<b>TRITIUM</b>	<b>20</b>	<b>41.5</b>	<b>pCi/mL</b>			<b>0.459</b>	<b>2.86</b>
<b>HAA 12C</b>	<b>9/16/2020</b>	<b>TRITIUM</b>	<b>20</b>	<b>40.7</b>	<b>pCi/mL</b>			<b>0.42</b>	<b>2.79</b>
HAA 12D	9/16/2020	TRITIUM	20	9.85	pCi/mL			0.419	1.66
HAA 10D	9/15/2020	TRITIUM	20	8.49	pCi/mL			0.415	1.58
HAA 14D	2/11/2020	TRITIUM	20	8.04	pCi/mL			0.434	1.58
HAA 12D	2/11/2020	TRITIUM	20	7.57	pCi/mL			0.433	1.55
HAA 13D	2/11/2020	TRITIUM	20	7.55	pCi/mL			0.434	1.55
HAA 13D	9/17/2020	TRITIUM	20	7.42	pCi/mL			0.419	1.52
HAA 12D	2/11/2020	TRITIUM	20	7.25	pCi/mL			0.433	1.54
HAA 10D	2/11/2020	TRITIUM	20	6.7	pCi/mL			0.451	1.52
HAA 14D	9/17/2020	TRITIUM	20	6.48	pCi/mL			0.417	1.46
HAA 11D	9/15/2020	TRITIUM	20	6.29	pCi/mL			0.409	1.43
HAA 11D	2/11/2020	TRITIUM	20	6.13	pCi/mL			0.452	1.49
HAA 8D	2/11/2020	TRITIUM	20	6.1	pCi/mL			0.456	1.5
HAA 4D	9/15/2020	TRITIUM	20	5.97	pCi/mL			0.411	1.42
HAA 4D	2/10/2020	TRITIUM	20	5.85	pCi/mL			0.398	1.39
HAA 9D	9/15/2020	TRITIUM	20	5.57	pCi/mL			0.408	1.39
HAA 8D	9/16/2020	TRITIUM	20	5.47	pCi/mL			0.423	1.41
HAA 9D	2/11/2020	TRITIUM	20	5.44	pCi/mL			0.463	1.47
HAA 15D	9/16/2020	TRITIUM	20	4.18	pCi/mL			0.418	1.3
HAA 15D	2/11/2020	TRITIUM	20	3.91	pCi/mL			0.433	1.31
HAA 7D	9/15/2020	TRITIUM	20	3.84	pCi/mL			0.413	1.27
HAA 4B	2/10/2020	TRITIUM	20	3.64	pCi/mL			0.399	1.23
HAA 7D	2/11/2020	TRITIUM	20	3.61	pCi/mL			0.456	1.32
HAA 2D	2/10/2020	TRITIUM	20	3.05	pCi/mL			0.401	1.19
HAA017D	9/16/2020	TRITIUM	20	2.91	pCi/mL			0.419	1.21
HAA017D	2/11/2020	TRITIUM	20	2.69	pCi/mL			0.435	1.22
HAA021D	9/17/2020	TRITIUM	20	2.58	pCi/mL			0.423	1.18
HAA021D	2/11/2020	TRITIUM	20	2.53	pCi/mL			0.438	1.21
HAA020D	2/11/2020	TRITIUM	20	2.42	pCi/mL			0.433	1.19

Bold indicates result exceeds the MCL/RS/PRG, results qualified with a "U" are not bolded because the analyte was not detected.

<sup>a</sup> Regional Screening Level <sup>b</sup> Preliminary Remediation Goal

Well Name	Collection Date	Analyte	MCL	Result	Units	Lab Qualifier	Review Qualifier	Detection Limit	Quantitation Limit (SQL)
HAA020D	9/17/2020	TRITIUM	20	2.36	pCi/mL			0.42	1.16
HAA 4B	9/15/2020	TRITIUM	20	2.36	pCi/mL			0.412	1.15
HAA 2D	9/15/2020	TRITIUM	20	2.36	pCi/mL			0.412	1.15
HAA018D	9/16/2020	TRITIUM	20	2.33	pCi/mL			0.416	1.15
HAA019D	2/12/2020	TRITIUM	20	2.32	pCi/mL			0.423	1.16
HAA019D	9/22/2020	TRITIUM	20	2.13	pCi/mL			0.503	1.32
HAA018D	2/11/2020	TRITIUM	20	2.06	pCi/mL			0.435	1.16
HAA 15C	9/16/2020	TRITIUM	20	2.06	pCi/mL			0.416	1.12
HAA 10C	2/11/2020	TRITIUM	20	2.06	pCi/mL			0.454	1.19
HAA 15C	2/11/2020	TRITIUM	20	1.84	pCi/mL			0.431	1.13
HAA 1D	3/3/2020	TRITIUM	20	1.77	pCi/mL			0.385	1.04
HAA 8C	9/16/2020	TRITIUM	20	1.7	pCi/mL			0.416	1.09
HAA 13B	2/11/2020	TRITIUM	20	1.7	pCi/mL			0.433	1.12
HAA 13C	10/7/2020	TRITIUM	20	1.55	pCi/mL			0.452	1.15
HAA 9C	9/15/2020	TRITIUM	20	1.46	pCi/mL			0.412	1.06
HAA 9C	2/11/2020	TRITIUM	20	1.45	pCi/mL			0.454	1.14
HAA 1D	9/15/2020	TRITIUM	20	1.44	pCi/mL			0.419	1.07
HAA 13C	10/7/2020	TRITIUM	20	1.37	pCi/mL			0.454	1.14
HAA021C	9/17/2020	TRITIUM	20	1.24	pCi/mL			0.416	1.04
HAA 8C	9/16/2020	TRITIUM	20	1.23	pCi/mL			0.422	1.06
HAA021C	2/11/2020	TRITIUM	20	1.11	pCi/mL			0.434	1.06
HAA 11B	2/11/2020	TRITIUM	20	1.1	pCi/mL	J	J	0.456	1.11
HAA 11B	9/15/2020	TRITIUM	20	1.09	pCi/mL			0.414	1.02
HAA020C	9/17/2020	TRITIUM	20	1.09	pCi/mL			0.42	1.03
HAA 2C	9/15/2020	TRITIUM	20	0.997	pCi/mL	J	J	0.416	1.02
HAA 8C	2/11/2020	TRITIUM	20	0.942	pCi/mL	J	J	0.454	1.08
HAA 2C	2/10/2020	TRITIUM	20	0.926	pCi/mL	J	J	0.4	0.979
HAA 13C	2/11/2020	TRITIUM	20	0.923	pCi/mL	J	J	0.433	1.04
HAA 10C	9/15/2020	TRITIUM	20	0.878	pCi/mL	J	J	0.408	0.988
HAA 13B	9/17/2020	TRITIUM	20	0.756	pCi/mL	J	J	0.413	0.984
HAA 11C	9/15/2020	TRITIUM	20	0.745	pCi/mL	J	J	0.407	0.97
HAA020C	2/11/2020	TRITIUM	20	0.73	pCi/mL	J	J	0.435	1.03
HAA 4C	2/10/2020	TRITIUM	20	0.699	pCi/mL	J	J	0.401	0.954
HAA 1A	2/10/2020	TRITIUM	20	0.599	pCi/mL	J	J	0.406	0.952
HAA 1A	9/14/2020	TRITIUM	20	0.512	pCi/mL	J	J	0.412	0.952
HAA019C	2/12/2020	TRITIUM	20	0.459	pCi/mL	J	J	0.427	0.978
HAA019C	9/17/2020	TRITIUM	20	0.45	pCi/mL	J	J	0.426	0.975
HAA 15B	9/16/2020	TRITIUM	20	0.435	pCi/mL	J	J	0.416	0.951
HAA 4C	9/15/2020	TRITIUM	20	0.428	pCi/mL	J	J	0.408	0.933
HAA 14C	2/11/2020	TRITIUM	20	0.417	pCi/mL	U	U	0.434	0.986
HAA 11C	2/11/2020	TRITIUM	20	0.406	pCi/mL	U	U	0.456	1.03
HAA 4C	9/15/2020	TRITIUM	20	0.406	pCi/mL	U	U	0.418	0.953
HAA 15B	2/11/2020	TRITIUM	20	0.333	pCi/mL	U	U	0.433	0.975
HAA 14C	2/11/2020	TRITIUM	20	0.308	pCi/mL	U	U	0.591	1.29
HAA 12B	9/16/2020	TRITIUM	20	0.307	pCi/mL	U	U	0.627	1.39
HAA 1C	2/10/2020	TRITIUM	20	0.293	pCi/mL	U	U	0.401	0.902
HAA019C	9/17/2020	TRITIUM	20	0.279	pCi/mL	U	U	0.422	0.944
HAA019C	2/12/2020	TRITIUM	20	0.241	pCi/mL	U	U	0.423	0.943
HAA 1C	9/14/2020	TRITIUM	20	0.228	pCi/mL	U	U	0.413	0.92
HAA 10B	9/15/2020	TRITIUM	20	0.226	pCi/mL	U	U	0.418	0.929
HAA 10B	9/15/2020	TRITIUM	20	0.22	pCi/mL	U	U	0.399	0.887
HAA 14C	9/22/2020	TRITIUM	20	0.216	pCi/mL	U	U	0.394	0.878
HAA 10B	2/11/2020	TRITIUM	20	0.213	pCi/mL	U	U	0.455	1.01
HAA 14C	9/22/2020	TRITIUM	20	0.158	pCi/mL	U	U	0.415	0.914
HAA018C	2/11/2020	TRITIUM	20	0.146	pCi/mL	U	U	0.432	0.95
HAA 2B	2/10/2020	TRITIUM	20	0.109	pCi/mL	U	U	0.403	0.88
HAA018C	9/16/2020	TRITIUM	20	0.0885	pCi/mL	U	U	0.431	0.939
HAA 8B	2/11/2020	TRITIUM	20	0.0807	pCi/mL	U	U	0.581	1.23
HAA018C	9/16/2020	TRITIUM	20	0.0586	pCi/mL	U	U	0.424	0.919
HAA 7B	9/15/2020	TRITIUM	20	0.034	pCi/mL	U	U	0.402	0.868
HAA 7C	9/15/2020	TRITIUM	20	0.0325	pCi/mL	U	U	0.424	0.917
HAA 10B	2/11/2020	TRITIUM	20	0.0295	pCi/mL	U	U	0.455	0.984
HAA 9B	2/12/2020	TRITIUM	20	0.0117	pCi/mL	U	U	0.434	0.936
HAA 8B	9/22/2020	TRITIUM	20	0.0045	pCi/mL	U	U	0.396	0.834
HAA 8B	9/22/2020	TRITIUM	20	-0.009009	pCi/mL	U	U	0.397	0.833
HAA 12B	2/11/2020	TRITIUM	20	-0.0163	pCi/mL	U	U	0.453	0.974
HAA 7C	2/10/2020	TRITIUM	20	-0.0235	pCi/mL	U	U	0.401	0.859
HAA 8B	9/22/2020	TRITIUM	20	-0.0278	pCi/mL	U	U	0.417	0.894
HAA 14B	2/12/2020	TRITIUM	20	-0.0468	pCi/mL	U	U	0.435	0.931
HAA 14B	9/17/2020	TRITIUM	20	-0.0521	pCi/mL	U	U	0.412	0.879
HAA 7B	2/10/2020	TRITIUM	20	-0.0579	pCi/mL	U	U	0.396	0.842
HAA017C	9/16/2020	TRITIUM	20	-0.059	pCi/mL	U	U	0.415	0.885

Bold indicates result exceeds the MCL/RSI/PRG, results qualified with a "U" are not bolded because the analyte was not detected.

<sup>a</sup> Regional Screening Level <sup>b</sup> Preliminary Remediation Goal

Well Name	Collection Date	Analyte	MCL	Result	Units	Lab Qualifier	Review Qualifier	Detection Limit	Quantitation Limit (SQL)
HAA017C	2/11/2020	TRITIUM	20	-0.0685	pCi/mL	U	U	0.435	0.927
HAA018C	2/11/2020	TRITIUM	20	-0.0782	pCi/mL	U	U	0.433	0.922
HAA 2B	9/15/2020	TRITIUM	20	-0.08	pCi/mL	U	U	0.413	0.877
HAA 9B	9/15/2020	TRITIUM	20	-0.141	pCi/mL	U	U	0.421	0.885
HAA 8B	2/11/2020	TRITIUM	20	-0.241	pCi/mL	U	U	0.452	0.944
HAA 12B	9/16/2020	TURBIDITY	NA	527	NTU				
HAA 13D	2/11/2020	TURBIDITY	NA	55.8	NTU				
HAA 1D	3/3/2020	TURBIDITY	NA	20.6	NTU				
HAA 11B	9/15/2020	TURBIDITY	NA	14.4	NTU				
HAA 13C	10/7/2020	TURBIDITY	NA	14.3	NTU				
HAA019D	9/22/2020	TURBIDITY	NA	14.3	NTU				
HAA020D	2/11/2020	TURBIDITY	NA	13.7	NTU				
HAA 11B	2/11/2020	TURBIDITY	NA	12.6	NTU				
HAA 1D	9/15/2020	TURBIDITY	NA	12.2	NTU				
HAA018D	9/16/2020	TURBIDITY	NA	11.7	NTU				
HAA018D	2/11/2020	TURBIDITY	NA	10.6	NTU				
HAA021D	2/11/2020	TURBIDITY	NA	9.2	NTU				
HAA 11D	9/15/2020	TURBIDITY	NA	7.1	NTU				
HAA 4C	2/10/2020	TURBIDITY	NA	6	NTU				
HAA 12B	11/10/2020	TURBIDITY	NA	4.9	NTU				
HAA 2C	9/15/2020	TURBIDITY	NA	4.8	NTU				
HAA019D	2/12/2020	TURBIDITY	NA	4.8	NTU				
HAA 13D	9/17/2020	TURBIDITY	NA	4.6	NTU				
HAA 15B	2/11/2020	TURBIDITY	NA	4.4	NTU				
HAA017C	9/16/2020	TURBIDITY	NA	4.2	NTU				
HAA020D	9/17/2020	TURBIDITY	NA	3.8	NTU				
HAA 4C	9/15/2020	TURBIDITY	NA	3.1	NTU				
HAA 12C	9/16/2020	TURBIDITY	NA	3.1	NTU				
HAA 1C	9/14/2020	TURBIDITY	NA	2.8	NTU				
HAA 2D	9/15/2020	TURBIDITY	NA	2.8	NTU				
HAA017D	9/16/2020	TURBIDITY	NA	2.8	NTU				
HAA 8D	2/11/2020	TURBIDITY	NA	2.5	NTU				
HAA018C	9/16/2020	TURBIDITY	NA	2.5	NTU				
HAA 13B	9/17/2020	TURBIDITY	NA	2.4	NTU				
HAA 11C	9/15/2020	TURBIDITY	NA	2.1	NTU				
HAA 12D	9/16/2020	TURBIDITY	NA	1.9	NTU				
HAA 14D	9/17/2020	TURBIDITY	NA	1.9	NTU				
HAA 4B	9/15/2020	TURBIDITY	NA	1.8	NTU				
HAA 4D	2/10/2020	TURBIDITY	NA	1.8	NTU				
HAA 10B	2/11/2020	TURBIDITY	NA	1.7	NTU				
HAA 10B	9/15/2020	TURBIDITY	NA	1.7	NTU				
HAA 4B	2/10/2020	TURBIDITY	NA	1.5	NTU				
HAA 12B	2/11/2020	TURBIDITY	NA	1.5	NTU				
HAA017C	2/11/2020	TURBIDITY	NA	1.5	NTU				
HAA 4D	9/15/2020	TURBIDITY	NA	1.4	NTU				
HAA 7C	2/10/2020	TURBIDITY	NA	1.4	NTU				
HAA021D	9/17/2020	TURBIDITY	NA	1.4	NTU				
HAA 10C	9/15/2020	TURBIDITY	NA	1.3	NTU				
HAA 10C	2/11/2020	TURBIDITY	NA	1.2	NTU				
HAA 11D	2/11/2020	TURBIDITY	NA	1.2	NTU				
HAA 14C	2/11/2020	TURBIDITY	NA	1.2	NTU				
HAA 11C	2/11/2020	TURBIDITY	NA	1.1	NTU				
HAA 13B	2/11/2020	TURBIDITY	NA	1.1	NTU				
HAA 7B	2/10/2020	TURBIDITY	NA	1	NTU				
HAA 7D	9/15/2020	TURBIDITY	NA	1	NTU				
HAA 8B	2/11/2020	TURBIDITY	NA	1	NTU				
HAA 8C	2/11/2020	TURBIDITY	NA	1	NTU				
HAA 10D	9/15/2020	TURBIDITY	NA	1	NTU				
HAA 10D	2/11/2020	TURBIDITY	NA	0.9	NTU				
HAA 12C	2/11/2020	TURBIDITY	NA	0.9	NTU				
HAA 14D	2/11/2020	TURBIDITY	NA	0.9	NTU				
HAA021C	2/11/2020	TURBIDITY	NA	0.9	NTU				
HAA 2D	2/10/2020	TURBIDITY	NA	0.8	NTU				
HAA 8B	9/22/2020	TURBIDITY	NA	0.8	NTU				
HAA 8D	9/16/2020	TURBIDITY	NA	0.8	NTU				
HAA 15C	2/11/2020	TURBIDITY	NA	0.8	NTU				
HAA017D	2/11/2020	TURBIDITY	NA	0.8	NTU				
HAA 1A	9/14/2020	TURBIDITY	NA	0.7	NTU				
HAA 1C	2/10/2020	TURBIDITY	NA	0.7	NTU				
HAA 7B	9/15/2020	TURBIDITY	NA	0.7	NTU				
HAA 7D	2/11/2020	TURBIDITY	NA	0.7	NTU				
HAA 14C	9/22/2020	TURBIDITY	NA	0.7	NTU				

Bold indicates result exceeds the MCL/RS/PRG, results qualified with a "U" are not bolded because the analyte was not detected.

<sup>a</sup> Regional Screening Level <sup>b</sup> Preliminary Remediation Goal

Well Name	Collection Date	Analyte	MCL	Result	Units	Lab Qualifier	Review Qualifier	Detection Limit	Quantitation Limit (SQL)
HAA019C	9/17/2020	TURBIDITY	NA	0.7	NTU				
HAA021C	9/17/2020	TURBIDITY	NA	0.7	NTU				
HAA 8C	9/16/2020	TURBIDITY	NA	0.6	NTU				
HAA020C	2/11/2020	TURBIDITY	NA	0.6	NTU				
HAA020C	9/17/2020	TURBIDITY	NA	0.6	NTU				
HAA 2B	9/15/2020	TURBIDITY	NA	0.5	NTU				
HAA 14B	2/12/2020	TURBIDITY	NA	0.5	NTU				
HAA018C	2/11/2020	TURBIDITY	NA	0.5	NTU				
HAA019C	2/12/2020	TURBIDITY	NA	0.5	NTU				
HAA 2B	2/10/2020	TURBIDITY	NA	0.4	NTU				
HAA 7C	10/20/2020	TURBIDITY	NA	0.4	NTU				
HAA 9D	2/11/2020	TURBIDITY	NA	0.4	NTU				
HAA 15B	9/16/2020	TURBIDITY	NA	0.4	NTU				
HAA 2C	2/10/2020	TURBIDITY	NA	0.3	NTU				
HAA 7C	9/15/2020	TURBIDITY	NA	0.3	NTU				
HAA 9B	2/12/2020	TURBIDITY	NA	0.3	NTU				
HAA 12D	2/11/2020	TURBIDITY	NA	0.3	NTU				
HAA 13C	2/11/2020	TURBIDITY	NA	0.3	NTU				
HAA 15D	9/16/2020	TURBIDITY	NA	0.3	NTU				
HAA 1A	2/10/2020	TURBIDITY	NA	0.2	NTU				
HAA 9C	2/11/2020	TURBIDITY	NA	0.2	NTU				
HAA 9C	9/15/2020	TURBIDITY	NA	0.2	NTU				
HAA 9D	9/15/2020	TURBIDITY	NA	0.2	NTU				
HAA 14B	9/17/2020	TURBIDITY	NA	0.2	NTU				
HAA 15D	2/11/2020	TURBIDITY	NA	0.2	NTU				
HAA 9B	9/15/2020	TURBIDITY	NA	0.1	NTU				
HAA 15C	9/16/2020	TURBIDITY	NA	0.1	NTU				
HAA 12B	10/20/2020	URANIUM-233/234	10	-0.0446	pCi/L	U	U	0.418	0.74
HAA 12B	10/20/2020	URANIUM-233/234	10	-0.0792	pCi/L	U	U	0.359	0.605
HAA 12B	10/20/2020	URANIUM-235	0.5	-0.0116	pCi/L	U	U	0.231	0.431
HAA 12B	10/20/2020	URANIUM-235	0.5	-0.0319	pCi/L	U	U	0.368	0.65
HAA 12B	10/20/2020	URANIUM-238	10	-0.0375	pCi/L	U	U	0.257	0.431
HAA 12B	10/20/2020	URANIUM-238	10	-0.0902	pCi/L	U	U	0.416	0.67
HAA 1D	3/3/2020	Water Elevation	NA	278.63	ft msl				
HAA 2D	2/10/2020	Water Elevation	NA	276.90	ft msl				
HTF 3	2/11/2020	Water Elevation	NA	276.42	ft msl				
HTF 2	2/11/2020	Water Elevation	NA	275.60	ft msl				
HTF 4	2/11/2020	Water Elevation	NA	275.19	ft msl				
HTF 3	9/15/2020	Water Elevation	NA	275.00	ft msl				
HTF 2	9/15/2020	Water Elevation	NA	274.60	ft msl				
HAA021D	2/11/2020	Water Elevation	NA	274.54	ft msl				
HTF 1	2/11/2020	Water Elevation	NA	274.38	ft msl				
HAA 7D	2/11/2020	Water Elevation	NA	274.11	ft msl				
HTF 4	9/15/2020	Water Elevation	NA	274.00	ft msl				
HAA 2D	9/15/2020	Water Elevation	NA	273.73	ft msl				
HAA020D	2/11/2020	Water Elevation	NA	273.72	ft msl				
HTF 1	9/15/2020	Water Elevation	NA	273.30	ft msl				
HAA017D	9/16/2020	Water Elevation	NA	272.87	ft msl				
HAA 15D	9/16/2020	Water Elevation	NA	272.83	ft msl				
HAA017D	2/11/2020	Water Elevation	NA	272.77	ft msl				
HAA 15D	2/11/2020	Water Elevation	NA	272.23	ft msl				
HAA 8D	2/11/2020	Water Elevation	NA	272.19	ft msl				
HAA 4D	2/10/2020	Water Elevation	NA	271.97	ft msl				
HAA 1D	9/15/2020	Water Elevation	NA	271.97	ft msl				
HAA021D	9/17/2020	Water Elevation	NA	271.59	ft msl				
HAA 14D	9/17/2020	Water Elevation	NA	271.39	ft msl				
HAA 14D	2/11/2020	Water Elevation	NA	271.34	ft msl				
HAA 4D	9/15/2020	Water Elevation	NA	271.30	ft msl				
HAA019D	2/12/2020	Water Elevation	NA	271.25	ft msl				
HAA 13D	2/11/2020	Water Elevation	NA	270.76	ft msl				
HAA 13D	9/17/2020	Water Elevation	NA	270.76	ft msl				
HAA 10D	2/11/2020	Water Elevation	NA	270.65	ft msl				
HAA 12D	2/11/2020	Water Elevation	NA	270.41	ft msl				
HAA 7D	9/15/2020	Water Elevation	NA	270.31	ft msl				
HAA020D	9/17/2020	Water Elevation	NA	270.28	ft msl				
HAA 12D	9/16/2020	Water Elevation	NA	270.11	ft msl				
HC 1D	2/11/2020	Water Elevation	NA	269.80	ft msl				
HAA 8D	9/16/2020	Water Elevation	NA	269.64	ft msl				
HAA 10D	9/15/2020	Water Elevation	NA	269.22	ft msl				
HC 1D	9/15/2020	Water Elevation	NA	269.00	ft msl				
HAA 11D	2/11/2020	Water Elevation	NA	268.89	ft msl				
HAA019D	9/22/2020	Water Elevation	NA	268.61	ft msl				

Bold indicates result exceeds the MCL/RS/PRG, results qualified with a "U" are not bolded because the analyte was not detected.

<sup>a</sup> Regional Screening Level <sup>b</sup> Preliminary Remediation Goal

Well Name	Collection Date	Analyte	MCL	Result	Units	Lab Qualifier	Review Qualifier	Detection Limit	Quantitation Limit (SQL)
HAA018D	2/11/2020	Water Elevation	NA	267.67	ft msl				
HAA 11D	9/15/2020	Water Elevation	NA	267.67	ft msl				
HAA 9D	2/11/2020	Water Elevation	NA	266.52	ft msl				
HAA018D	9/16/2020	Water Elevation	NA	265.33	ft msl				
HAA 9D	9/15/2020	Water Elevation	NA	262.90	ft msl				
HAA021C	2/11/2020	Water Elevation	NA	257.17	ft msl				
HAA020C	2/11/2020	Water Elevation	NA	255.76	ft msl				
HAA 10C	2/11/2020	Water Elevation	NA	255.11	ft msl				
HAA 7C	2/10/2020	Water Elevation	NA	255.04	ft msl				
HAA021C	9/17/2020	Water Elevation	NA	254.83	ft msl				
HAA 10C	9/15/2020	Water Elevation	NA	254.07	ft msl				
HAA 10B	2/11/2020	Water Elevation	NA	253.98	ft msl				
HAA 2C	2/10/2020	Water Elevation	NA	253.89	ft msl				
HAA 8C	2/11/2020	Water Elevation	NA	253.31	ft msl				
HAA 10B	9/15/2020	Water Elevation	NA	253.30	ft msl				
HAA 7C	9/15/2020	Water Elevation	NA	253.23	ft msl				
HAA 7C	10/20/2020	Water Elevation	NA	253.23	ft msl				
HAA020C	9/17/2020	Water Elevation	NA	253.06	ft msl				
HAA 7B	2/10/2020	Water Elevation	NA	253.00	ft msl				
HAA 9C	2/11/2020	Water Elevation	NA	252.91	ft msl				
HAA 2C	9/15/2020	Water Elevation	NA	252.51	ft msl				
HAA 8B	2/11/2020	Water Elevation	NA	252.45	ft msl				
HAA 2B	2/10/2020	Water Elevation	NA	252.28	ft msl				
HAA 11B	2/11/2020	Water Elevation	NA	252.06	ft msl				
HAA 11B	9/15/2020	Water Elevation	NA	252.01	ft msl				
HAA 9C	9/15/2020	Water Elevation	NA	251.98	ft msl				
HAA 4C	9/15/2020	Water Elevation	NA	251.70	ft msl				
HAA 9B	2/12/2020	Water Elevation	NA	251.69	ft msl				
HAA 1C	9/14/2020	Water Elevation	NA	251.47	ft msl				
HAA 4C	2/10/2020	Water Elevation	NA	251.42	ft msl				
HAA 11C	9/15/2020	Water Elevation	NA	251.35	ft msl				
HAA 1C	2/10/2020	Water Elevation	NA	251.34	ft msl				
HAA 11C	2/11/2020	Water Elevation	NA	251.26	ft msl				
HAA 8C	9/16/2020	Water Elevation	NA	251.25	ft msl				
HAA 7B	9/15/2020	Water Elevation	NA	251.24	ft msl				
HAA 2B	9/15/2020	Water Elevation	NA	251.03	ft msl				
HAA 12C	9/16/2020	Water Elevation	NA	250.94	ft msl				
HAA 8B	9/22/2020	Water Elevation	NA	250.79	ft msl				
HAA 12C	2/11/2020	Water Elevation	NA	250.73	ft msl				
HAA 12B	9/16/2020	Water Elevation	NA	250.72	ft msl				
HAA 9B	9/15/2020	Water Elevation	NA	250.68	ft msl				
HAA 12B	2/11/2020	Water Elevation	NA	250.51	ft msl				
HAA 4B	9/15/2020	Water Elevation	NA	250.45	ft msl				
HAA 12B	11/10/2020	Water Elevation	NA	250.36	ft msl				
HAA 13C	10/7/2020	Water Elevation	NA	249.98	ft msl				
HAA 13B	9/17/2020	Water Elevation	NA	249.49	ft msl				
HAA 13C	2/11/2020	Water Elevation	NA	249.48	ft msl				
HAA 13B	2/11/2020	Water Elevation	NA	249.19	ft msl				
HAA 14C	9/22/2020	Water Elevation	NA	248.71	ft msl				
HAA 14B	9/17/2020	Water Elevation	NA	248.47	ft msl				
HAA 4B	2/10/2020	Water Elevation	NA	248.46	ft msl				
HAA 14C	2/11/2020	Water Elevation	NA	248.23	ft msl				
HAA 14B	2/12/2020	Water Elevation	NA	248.06	ft msl				
HAA 15C	9/16/2020	Water Elevation	NA	247.93	ft msl				
HAA 15C	2/11/2020	Water Elevation	NA	247.63	ft msl				
HAA 15B	9/16/2020	Water Elevation	NA	247.51	ft msl				
HAA 15B	2/11/2020	Water Elevation	NA	247.14	ft msl				
HAA017C	2/11/2020	Water Elevation	NA	246.32	ft msl				
HAA017C	9/16/2020	Water Elevation	NA	246.32	ft msl				
HAA018C	2/11/2020	Water Elevation	NA	243.58	ft msl				
HAA018C	9/16/2020	Water Elevation	NA	241.68	ft msl				
HAA019C	2/12/2020	Water Elevation	NA	238.39	ft msl				
HAA019C	9/17/2020	Water Elevation	NA	238.07	ft msl				
HAA 1A	9/14/2020	Water Elevation	NA	179.88	ft msl				
HAA 1A	2/10/2020	Water Elevation	NA	179.80	ft msl				

Bold indicates result exceeds the MCL/RSI/PRG, results qualified with a "U" are not bolded because the analyte was not detected.

<sup>a</sup> Regional Screening Level <sup>b</sup> Preliminary Remediation Goal