

MATERIALS LICENSE

Amendment No. 04

Pursuant to the Atomic Energy Act of 1954, as amended, the Energy Reorganization Act of 1974 (Public Law 93-438), and Title 10, Code of Federal Regulations, Chapter I, Parts 30, 31, 32, 33, 34, 35, 36, 39, 40, and 70, and in reliance on statements and representations heretofore made by the licensee, a license is hereby issued authorizing the licensee to receive, acquire, possess, and transfer byproduct, source, and special nuclear material designated below; to use such material for the purpose(s) and at the place(s) designated below; to deliver or transfer such material to persons authorized to receive it in accordance with the regulations of the applicable Part(s). This license shall be deemed to contain the conditions specified in Section 183 of the Atomic Energy Act of 1954, as amended, and is subject to all applicable rules, regulations, and orders of the Nuclear Regulatory Commission now or hereafter in effect and to any conditions specified below.

Licensee

1. Anthony E. Watkins, M.D.

2. 105 Irving Street, N.W., Suite 3200 North
Washington, DC 20010In accordance with the letter dated
April 25, 1997,3. License Number 08-19630-01 is amended in
its entirety to read as follows:

4. Expiration Date April 30, 2002

5. Docket or
Reference No. 030-190116. Byproduct, Source, and/or
Special Nuclear Material7. Chemical and/or Physical
Form8. Maximum Amount that Licensee
May Possess at Any One Time
Under This LicenseA. Any byproduct material
identified in 10 CFR
35.200A. Any radiopharmaceutical
identified in 10 CFR
35.200 except generators
and gas

A. As needed

9. Authorized use

A. Any imaging and localization procedure approved in 10 CFR 35.200.

CONDITIONS

10. Licensed material may be used only at the licensee's facilities located at 106
Irving Street, N.W., Suite 3200 North, Washington, D.C.

11. The Radiation Safety Officer for this license is Anthony E. Watkins, M.D.

12. Licensed material listed in Item 6 above is only authorized for use by, or under the
supervision of, the following individuals for the materials and uses indicated:Authorized UsersMaterial and Use


Anthony E. Watkins, M.D.

35.200

13. In addition to the possession limits in Item 8, the licensee shall further restrict
the possession of licensed material to quantities below the minimum limit specified
in 10 CFR 30.35(d), 40.36(b), and 70.25(d) for establishing financial assurance for
decommissioning.14. The licensee is authorized to transport licensed material in accordance with the
provisions of 10 CFR Part 71, "Packaging and Transportation of Radioactive
Material."9706160149 970604
PDR ADOCK 03019011
C PDR

L RECORD COPY

ML 16



**MATERIALS LICENSE
SUPPLEMENTARY SHEET**

License number

08-19630-01

Docket or Reference number

030-19011

Amendment No. 04

15. Except as specifically provided otherwise in this license, the licensee shall conduct its program in accordance with the statements, representations, and procedures contained in the documents, including any enclosures, listed below, except for minor changes in the medical use radiation safety procedures as provided in 10 CFR 35.31. The U.S. Nuclear Regulatory Commission's regulations shall govern unless the statements, representations, and procedures in the licensee's application and correspondence are more restrictive than the regulations.

- A. Application dated August 5, 1991
- B. Letter dated March 11, 1992
- C. Application dated January 30, 1997

For the U.S. Nuclear Regulatory Commission

ORIGINAL SIGNED BY:

By **RICHARD GIBSON, JR.**

Division of Nuclear Materials Safety
Region I

King of Prussia, Pennsylvania 19406

Date JUN - 4 1997

JUN - 4 1997

Anthony E. Watkins, M.D.
106 Irving Street, N.W., Suite 3200 North
Washington, D.C. 20010

Dear Dr. Watkins:

This refers to your license amendment request. Enclosed with this letter is the amended license. Suite 208 at 106 Irving Street, N.W., Washington, D.C., may be released for unrestricted use.

Please review the enclosed document carefully and be sure that you understand and fully implement all the conditions incorporated into the amended license. If there are any errors or questions, please notify the U.S. Nuclear Regulatory Commission, Region I Office, Licensing Assistance Team, (610) 337-5093 or 5239, so that we can provide appropriate corrections and answers.

Thank you for your cooperation.

Sincerely,

**ORIGINAL SIGNED BY:
RICHARD GIBSON, JR.**

Richard Gibson, Jr.
Division of Nuclear Materials Safety

License No. 08-19630-01
Docket No. 030-19011
Control No. 124565

Enclosure:
Amendment No. 04

OFFICIAL RECORD COPY

ML 10

DOCUMENT NAME: R:\WPS\MLTR\L0819630.01

To receive a copy of this document, indicate in the box: "C" = Copy w/o attach/encl "E" = Copy w/ attach/encl "N" = No copy

OFFICE	DNMS/RI	<input checked="checked" type="checkbox"/> N	DNMS/RI	<input type="checkbox"/>	<input type="checkbox"/>	<input type="checkbox"/>	<input type="checkbox"/>
NAME	RGibson/rxg						
DATE	06/02/97	06/ /97	06/ /97	06/ /97	06/ /97	06/ /97	06/ /97

OFFICIAL RECORD COPY

DRS. WATKINS, WAGMAN & BLUNDA

CARDIOVASCULAR DISEASES

May 19, 1997

Richard Gibbons
Licensing Reviewer
Licensing Assistance Section
Nuclear Materials Safety Branch
Division of Radiation Safety & Safeguards
U.S. Nuclear Regulatory Commission, Region 1
475 Allendale Road
King of Prussia, PA 19406-1415

Anthony E. Watkins, M.D., F.A.C.C.
Bernard M. Wagman, M.D., F.A.C.C.
Michael Blunda, M.D., F.A.C.C.

MS 16
J-2

RE: Close-Out Survey-106 Irving Street, N.W., Suite 208
Anthony Watkins, M.D. - Washington, D.C.
License Number: 08-19630-01
Mail Stop: 124565
Request for Additional Information

Dear Mr Gibbons:


Pursuant to your conversation with Michael W. Lairmore on May 19, 1997, please allow this correspondence to verify the following:

- * We confirm, all radioactive materials have been transferred to the new hot lab located at 106 Irving Street, Suite 3200. The radioactive waste is contained within a 1/8" lead-lined receptacle. The waste container is maintained within the hot area for decay and storage purpose(s).
- * We confirm, all sealed source devices have been transferred to the new hot lab located at 106 Irving Street, Suite 3200. A sealed source inventory has been enclosed within Attachment A for your examination. Please refer to this section for details.

If you have additional questions, please contact Michael W. Lairmore or myself. Mr. Lairmore may be reached at (202) 447-3303.

We thank you for your assistance with this licensing matter.

Sincerely,


Anthony Watkins, M.D.
Owner/Radiation Safety Officer

124565
MAY 22 1997

106 Irving Street, N.W., ~~#208~~ 3200 N
Washington, D.C. 20010
(202) 726-7474

2021 K Street, N.W., #512
Washington, D.C. 20006
(202) 659-3770

OFFICIAL RECORD COPY

ML 10

Attachment A

MEDICAL PHYSICS SURVEY SEALED SOURCE INVENTORY

FACILITY: Anthony Watkins, M.D.

DEPARTMENT: Nuclear Cardiology

LOCATION: Washington, DC


Nuclide:	Cs-137	Co-57	Co-57	Co-57	Co-57	Cs-137
Type:	Vial	Vial	Vial	Vial	Vial	Disc (x2)
Location:	Hot Lab	Hot Lab	Hot Lab	Hot Lab	Hot Lab	Hot Lab
Assay:	250 uCi	5.2 mCi	5.12 mCi	7.28 mCi	5.69 mCi	1.0 uCi
(Date)	4/81	1/12/89	5/13/87	3/1/85	5/15/81	2/89
Mgr:	Amersham	NEN	ICN	Amersham	Amersham	Atomic Products
Serial No.:	3120MA	3208034-069	275558	3433MA	4218MA	
Model:	CDC.VI	NES-206	MLD-01	CTC.VI	CTC.VI	

DATE

10/15/92	X	X	X	X	X	X
1/7/93	X	X	X	X	X	X
5/17/93	X	X	X	X	X	X
7/8/93	X	X	X	X	X	X
10/26/93	X	X	X	X	X	X
1/11/94	X	X	X	X	X	X
4/26/94	X	X	X	X	X	X
7/19/94	X	X	X	X	X	X
10/10/94	X	X	X	X	X	X
1/4/95	X	X	X	X	X	X
4/25/95	X	X	X	X	X	X
7/25/95	X	X	X	X	X	X
10/24/95	X	X	X	X	X	X
1/23/96	X	X	X	X	X	X
4/24/96	X	X	X	X	X	X
7/25/96	X	X	X	X	X	X
10/29/96	X	X	X	X	X	X
1/27/97	X	X	X	X	X	X

X - INDICATES SOURCE INVENTORIED

RSO Signature

TELEPHONE CONVERSATION RECORD		Date: 5/19/97	Time: 11:30 a.m.
Mail Control No.: 124565		License No.: 08-19630-01	Docket No.: 030-19011
Person Called: Michael W. Lairmore, Consultant		Organization: Anthony E. Watkins, M.D.	Telephone Number: (201) 447-3303
Person Calling: Richard Gibson Jr.			
Subject: Licensing action/amend license to remove location at 106 Irving St., N.W., Suite 208, Washington D.C.			
Summary: <p>I informed Mr. Lairmore that I need additional information to continue the amendment request for the licensee.</p> <ol style="list-style-type: none"> 1. A letter certifying that the sealed sources and radioactive waste were transferred to the new location at Suite 3200 North, Washington, D.C. 2. An inventory of the sealed sources and radioactive waste that were transferred. 			
Action Required/Taken: MS-15			
Signature: Richard Gibson, Jr. 		Date: 3/19/97	

DRS. WATKINS, WAGMAN & BLUNDA

CARDIOVASCULAR DISEASES

Anthony E. Watkins, M.D., F.A.C.C.
Bernard M. Wagman, M.D., F.A.C.C.
Michael Blunda, M.D., F.A.C.C.

April 25, 1997

Licensing Assistance Section
Nuclear Materials Safety Branch
Division of Radiation Safety & Safeguards
U.S. Nuclear Regulatory Commission, Region I
475 Allendale Road
King of Prussia, PA 19406-1415

030-19011

RE: Close-Out Survey - 106 Irving Street, N.W., Suite 208
Anthony Watkins, M.D. - Washington, D.C.
License Number: 08-19630-01

Dear License Reviewer:

As stipulated in our amendment application (dated January 30, 1997), a "Close-Out Survey" of the nuclear medicine lab located at 106 Irving Street, N.W., Suite 208, Washington D.C. 20010 has been enclosed for your examination.

This analysis confirms that ambient exposure measurements were documented at background levels. Additionally, all wipe smears demonstrated removable contamination readings below 200 dpm/100 cm². The results of this survey have been reviewed and approved by the radiation safety officer/administrative representative.

Prior to release for unrestricted use, we request this documentation be reviewed and approved by your offices. Subsequently, please confirm your acceptance in a written communique.

This facility will not be released for unrestricted use until regulatory approval (in a written form) are received by representatives at this institution.

All remaining items referenced within the byproduct materials license and application will remain unchanged at this time. Specifically, this will include, nuclear medicine operations conducted at 106 Irving Street, Suite 3200, Washington D.C. 20010.

If you have additional questions, please contact Michael W. Lairmore or myself. Mr. Lairmore may be reached at (201) 447-3303.

106 Irving Street, N.W., #208
Washington, D.C. 20010
(202) 726-7474

OFFICIAL RECORD COPY

ML 10 MAY 12 1997

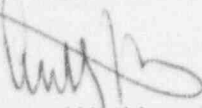
2021 K Street, N.W., #512
Washington, D.C. 20006
(202) 659-3770

124565

CONTINUATION OF 124207

We thank you in advance for your assistance with this licensing action.

Sincerely,

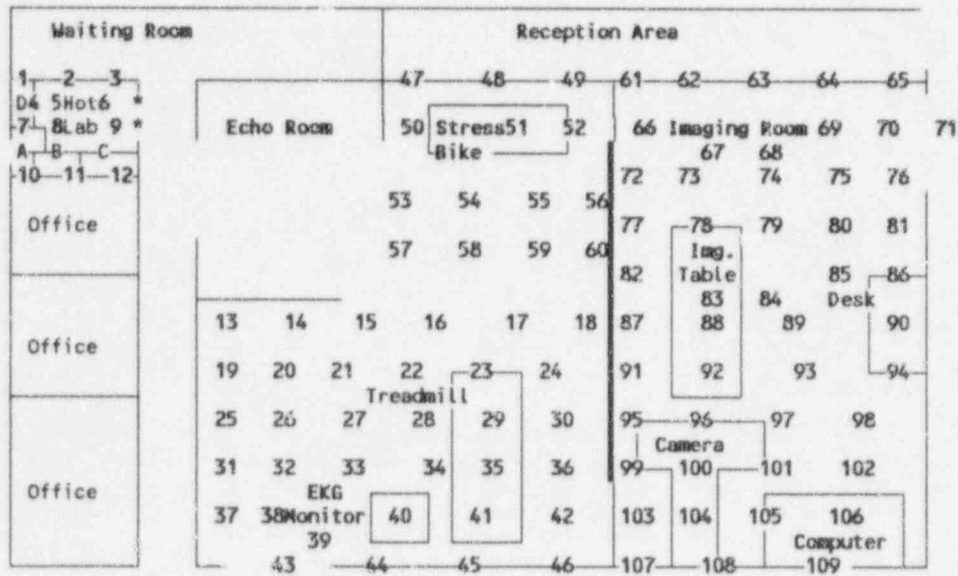
A handwritten signature in dark ink, appearing to read 'Anthony Watkins', is written over a horizontal line.

Anthony Watkins, M.D.
Radiation Safety Officer/Owner

enclosures

Anthony Watkins, M.D.
 106 Irving Street, N.W., Suite 200
 Washington D.C. 20010

Facility Diagram



Legend:

- A. Receipt Area, Waste Storage & Sealed Source Storage Area
- B. L-Shield & Prep Area
- C. Work Counter
- D. Counter
- ** Lockable Door

Anthony Watkins, M.D.
106 Irving Street, N.W., Suite 200
Washington D.C. 20010

Close-Out Survey

April 25, 1997

Imaging & Hot Lab Areas (Refer to Diagram)			
Area	Ambient Exposure Survey (mR/hr)	Removable Contamination (DPM/300 cm ²)	Initials
Imaging Room			
Bkg	0.02	645 cpm x 1.15 = 742 dpm	MWL
1	0.02	732 dpm - 742 dpm = 0 dpm	MWL
2	0.02	741 dpm - 742 dpm = 0 dpm	MWL
3	0.02	708 dpm - 742 dpm = 0 dpm	MWL
4	0.02	700 dpm - 742 dpm = 0 dpm	MWL
5	0.02	707 dpm - 742 dpm = 0 dpm	MWL
6	0.02	746 dpm - 742 dpm = 4 dpm	MWL
7	0.02	738 dpm - 742 dpm = 0 dpm	MWL
8	0.02	766 dpm - 742 dpm = 24 dpm	MWL
9	0.02	701 dpm - 742 dpm = 0 dpm	MWL
10	0.02	714 dpm - 742 dpm = 0 dpm	MWL
11	0.02	761 dpm - 742 dpm = 19 dpm	MWL
12	0.02	750 dpm - 742 dpm = 8 dpm	MWL
13	0.02	749 dpm - 742 dpm = 7 dpm	MWL
14	0.02	742 dpm - 742 dpm = 0 dpm	MWL
15	0.02	709 dpm - 742 dpm = 0 dpm	MWL
16	0.02	755 dpm - 742 dpm = 13 dpm	MWL

1. Counting Efficiency = 86.4% (Correction Factor = 1.15)
2. Survey Meter Used For Testing = Ludlum 14C, S/N 85248 (Calibration Date = 9/24/96)
3. Single Channel Analyzer (SCA) & Well Counter Used For Testing = Ludlum 2200, S/N 76178
4. Survey conducted by Michael W. Lairmore Associates.
5. Survey Results analyzed by Michael W. Lairmore, Medical Physics Consultant

Anthony Watkins, M.D.
106 Irving Street, N.W., Suite 200
Washington D.C. 20010

Close-Out Survey
(Continued)

April 25, 1997

Imaging Room & Hot Lab (Refer to Diagram)			
Area	Ambient Exposure Survey (mR/hr)	Removable Contamination (DPM/300 cm ²)	Initials
Imaging Room & Hot Lab			
Bkg	0.02	645 cpm x 1.15 = 742 dpm	MWL
17	0.02	732 dpm - 742 dpm = 0 dpm	MWL
18	0.02	722 dpm - 742 dpm = 0 dpm	MWL
19	0.02	744 dpm - 742 dpm = 2 dpm	MWL
20	0.02	719 dpm - 742 dpm = 0 dpm	MWL
21	0.02	742 dpm - 742 dpm = 0 dpm	MWL
22	0.02	740 dpm - 742 dpm = 0 dpm	MWL
23	0.02	722 dpm - 742 dpm = 0 dpm	MWL
24	0.02	741 dpm - 742 dpm = 0 dpm	MWL
25	0.02	743 dpm - 742 dpm = 1 dpm	MWL
26	0.02	701 dpm - 742 dpm = 0 dpm	MWL
27	0.02	744 dpm - 742 dpm = 2 dpm	MWL
28	0.02	730 dpm - 742 dpm = 0 dpm	MWL
29	0.02	766 dpm - 742 dpm = 24 dpm	MWL
30	0.02	754 dpm - 742 dpm = 12 dpm	MWL

1. Counting Efficiency = 86.4% (Correction Factor = 1.15)
2. Survey Meter Used For Testing = Ludlum 14C, S/N 85248 (Calibration Date = 9/24/96)
3. Single Channel Analyzer (SCA) & Well Counter Used For Testing = Ludlum 2200, S/N 76178
4. Survey conducted by Michael W. Lairmore Associates.
5. Survey Results analyzed by Michael W. Lairmore, Medical Physics Consultant

Anthony Watkins, M.D.
106 Irving Street, N.W., Suite 208
Washington D.C. 20010

Close-Out Survey
(Continued)

April 25, 1997

Imaging Room & Hot Lab (Refer to Diagram)			
Area	Ambient Exposure Survey (mR/hr)	Removable Contamination (DPM/300 cm ²)	Initials
Imaging Room & Hot Lab			
Bkg	0.02	645 cpm x 1.15 = 742 dpm	MWL
31	0.02	736 dpm - 742 dpm = 0 dpm	MWL
32	0.02	717 dpm - 742 dpm = 0 dpm	MWL
33	0.02	739 dpm - 742 dpm = 0 dpm	MWL
34	0.02	730 dpm - 742 dpm = 0 dpm	MWL
35	0.02	742 dpm - 742 dpm = 0 dpm	MWL
36	0.02	760 dpm - 742 dpm = 18 dpm	MWL
37	0.02	734 dpm - 742 dpm = 0 dpm	MWL
38	0.02	745 dpm - 742 dpm = 3 dpm	MWL
39	0.02	712 dpm - 742 dpm = 0 dpm	MWL
40	0.02	743 dpm - 742 dpm = 1 dpm	MWL
41	0.02	740 dpm - 742 dpm = 0 dpm	MWL
42	0.02	744 dpm - 742 dpm = 2 dpm	MWL
43	0.02	733 dpm - 742 dpm = 0 dpm	MWL

1. Counting Efficiency = 86.4% (Correction Factor = 1.15)
2. Survey Meter Used For Testing = Ludlum 14C, S/N 85248 (Calibration Date = 9/24/96)
3. Single Channel Analyzer (SCA) & Well Counter Used For Testing = Ludlum 2200, S/N 76178
4. Survey conducted by Michael W. Lairmore Associates.
5. Survey Results analyzed by Michael W. Lairmore, Medical Physics Consultant

Anthony Watkins, M.D.
106 Irving Street, N.W., Suite 200
Washington D.C. 20010

Close-Out Survey
(Continued)

April 25, 1997

Imaging Room (Refer to Diagram)			
Area	Ambient Exposure Survey (mR/hr)	Removable Contamination (DPM/300 cm ²)	Initials
Imaging Room & Hot Lab			
Bkg	0.02	645 cpm x 1.15 = 742 dpm	MWL
44	0.02	704 dpm - 742 dpm = 0 dpm	MWL
45	0.02	745 dpm - 742 dpm = 3 dpm	MWL
46	0.02	715 dpm - 742 dpm = 0 dpm	MWL
47	0.02	732 dpm - 742 dpm = 0 dpm	MWL
48	0.02	698 dpm - 742 dpm = 0 dpm	MWL
49	0.02	728 dpm - 742 dpm = 0 dpm	MWL
50	0.02	689 dpm - 742 dpm = 0 dpm	MWL
51	0.02	742 dpm - 742 dpm = 0 dpm	MWL
52	0.02	742 dpm - 742 dpm = 0 dpm	MWL
53	0.02	752 dpm - 742 dpm = 10 dpm	MWL
54	0.02	712 dpm - 742 dpm = 0 dpm	MWL
55	0.02	707 dpm - 742 dpm = 0 dpm	MWL
56	0.02	712 dpm - 742 dpm = 0 dpm	MWL
57	0.02	733 dpm - 742 dpm = 0 dpm	MWL
58	0.02	712 dpm - 742 dpm = 0 dpm	MWL
59	0.02	750 dpm - 742 dpm = 8 dpm	MWL

1. Counting Efficiency = 86.4% (Correction Factor = 1.15)
2. Survey Meter Used For Testing = Ludlum 14C, S/N 85248 (Calibration Date = 9/24/96)
3. Single Channel Analyzer (SCA) & Well Counter Used For Testing = Ludlum 2200, S/N 76178
4. Survey conducted by Michael W. Lairmore Associates.
5. Survey Results analyzed by Michael W. Lairmore, Medical Physics Consultant

Anthony Watkins, M.D.
176 Irving Street, N.W., Suite 200
Washington D.C. 20010

Close-Out Survey
(Continued)

April 25, 1997

Imaging Room & Hot Lab (Refer to Diagram)			
Area	Ambient Exposure Survey (mR/hr)	Removable Contamination (DPM/300 cm ²)	Initials
Imaging Room & Hot Lab			
Bkg	0.02	645 cpm x 1.15 = 742 dpm	MWL
60	0.02	744 dpm - 742 dpm = 2 dpm	MWL
61	0.02	735 dpm - 742 dpm = 0 dpm	MWL
62	0.02	742 dpm - 742 dpm = 0 dpm	MWL
63	0.02	722 dpm - 742 dpm = 0 dpm	MWL
64	0.02	750 dpm - 742 dpm = 8 dpm	MWL
65	0.02	742 dpm - 742 dpm = 0 dpm	MWL
66	0.02	723 dpm - 742 dpm = 0 dpm	MWL
67	0.02	730 dpm - 742 dpm = 0 dpm	MWL
68	0.02	746 dpm - 742 dpm = 4 dpm	MWL
69	0.02	738 dpm - 742 dpm = 0 dpm	MWL
70	0.02	743 dpm - 742 dpm = 1 dpm	MWL
71	0.02	748 dpm - 742 dpm = 6 dpm	MWL
72	0.02	753 dpm - 742 dpm = 11 dpm	MWL
73	0.02	741 dpm - 742 dpm = 0 dpm	MWL
74	0.02	755 dpm - 742 dpm = 13 dpm	MWL
75	0.02	757 dpm - 742 dpm = 15 dpm	MWL

1. Counting Efficiency = 86.4% (Correction Factor = 1.15)
2. Survey Meter Used For Testing = Ludlum 14C, S/N 85248 (Calibration Date = 9/24/96)
3. Single Channel Analyzer (SCA) & Well Counter Used For Testing = Ludlum 2200, S/N 76178
4. Survey conducted by Michael W. Lairmore Associates.
5. Survey Results analyzed by Michael W. Lairmore, Medical Physics Consultant

Anthony Watkins, M.D.
106 Irving Street, N.W., Suite 206
Washington D.C. 20010

Close-Out Survey
(Continued)

April 25, 1997

Imaging Room & Hot Lab (Refer to Diagram)			
Area	Ambient Exposure Survey (mR/hr)	Removable Contamination (DPM/300 cm ²)	Initials
Imaging Room & Hot Lab			
Bkg	0.02	645 cpm x 1.15 = 742 dpm	MWL
76	0.02	734 dpm - 742 dpm = 0 dpm	MWL
77	0.02	724 dpm - 742 dpm = 0 dpm	MWL
78	0.02	731 dpm - 742 dpm = 0 dpm	MWL
79	0.02	744 dpm - 742 dpm = 2 dpm	MWL
80	0.02	758 dpm - 742 dpm = 16 dpm	MWL
81	0.02	745 dpm - 742 dpm = 3 dpm	MWL
82	0.02	742 dpm - 742 dpm = 0 dpm	MWL
83	0.02	751 dpm - 742 dpm = 9 dpm	MWL
84	0.02	756 dpm - 742 dpm = 14 dpm	MWL
85	0.02	738 dpm - 742 dpm = 0 dpm	MWL
86	0.02	721 dpm - 742 dpm = 0 dpm	MWL
87	0.02	710 dpm - 742 dpm = 0 dpm	MWL
88	0.02	743 dpm - 742 dpm = 1 dpm	MWL

1. Counting Efficiency = 86.4% (Correction Factor = 1.15)
2. Survey Meter Used For Testing = Ludlum 14C, S/N 85248 (Calibration Date = 9/24/96)
3. Single Channel Analyzer (SCA) & Well Counter Used For Testing = Ludlum 2200, S/N 76178
4. Survey conducted by Michael W. Lairmore Associates.
5. Survey Results analyzed by Michael W. Lairmore, Medical Physics Consultant

Anthony Watkins, M.D.
106 Irving Street, N.W., Suite 206
Washington D.C. 20010

Close-Out Survey
(Continued)

April 25, 1997

Imaging Room & Hot Lab (Refer to Diagram)			
Area	Ambient Exposure Survey (mR/hr)	Removable Contamination (DPM/300 cm ²)	Initials
Imaging Room & Hot Lab			
Bkg	0.02	645 cpm x 1.15 = 742 dpm	MWL
89	0.02	740 dpm - 742 dpm = 0 dpm	MWL
90	0.02	711 dpm - 742 dpm = 0 dpm	MWL
91	0.02	742 dpm - 742 dpm = 0 dpm	MWL
92	0.02	747 dpm - 742 dpm = 6 dpm	MWL
93	0.02	722 dpm - 742 dpm = 0 dpm	MWL
94	0.02	739 dpm - 742 dpm = 0 dpm	MWL
95	0.02	750 dpm - 742 dpm = 8 dpm	MWL
96	0.02	736 dpm - 742 dpm = 0 dpm	MWL
97	0.02	752 dpm - 742 dpm = 10 dpm	MWL
98	0.02	735 dpm - 742 dpm = 0 dpm	MWL
99	0.02	718 dpm - 742 dpm = 0 dpm	MWL
100	0.02	743 dpm - 742 dpm = 1 dpm	MWL
101	0.02	749 dpm - 742 dpm = 7 dpm	MWL

1. Counting Efficiency = 86.4% (Correction Factor = 1.15)
2. Survey Meter Used For Testing = Ludlum 14C, S/N 85248 (Calibration Date = 9/24/96)
3. Single Channel Analyzer (SCA) & Well Counter Used For Testing = Ludlum 2200, S/N 76178
4. Survey conducted by Michael W. Lairmore Associates.
5. Survey Results analyzed by Michael W. Lairmore, Medical Physics Consultant

Anthony Watkins, M.D.
106 Irving Street, N.W., Suite 200
Washington D.C. 20010

Close-Out Survey
(Continued)

April 25, 1997

Imaging Room & Hot Lab (Refer to Diagram)			
Area	Ambient Exposure Survey (mR/hr)	Removable Contamination (DPM/300 cm ²)	Initials
Imaging Room & Hot Lab			
Bkg	0.02	645 cpm x 1.15 = 742 dpm	MWL
102	0.02	750 dpm - 742 dpm = 8 dpm	MWL
103	0.02	755 dpm - 742 dpm = 13 dpm	MWL
104	0.02	740 dpm - 742 dpm = 0 dpm	MWL
105	0.02	761 dpm - 742 dpm = 19 dpm	MWL
106	0.02	751 dpm - 742 dpm = 9 dpm	MWL
107	0.02	757 dpm - 742 dpm = 15 dpm	MWL
108	0.02	742 dpm - 742 dpm = 0 dpm	MWL
109	0.02	739 dpm - 742 dpm = 0 dpm	MWL

1. Counting Efficiency = 86.4% (Correction Factor = 1.15)
2. Survey Meter Used For Testing = Ludlum 14C, S/N 85248 (Calibration Date = 9/24/96)
3. Single Channel Analyzer (SCA) & Well Counter Used For Testing = Ludlum 2200, S/N 76178
4. Survey conducted by Michael W. Lairmore Associates.
5. Survey Results analyzed by Michael W. Lairmore, Medical Physics Consultant

BETWEEN:

License Fee Management Branch, ARM
and
Regional Licensing Sections

: Program Code: 02200
: Status Code: 0
: Fee Category: 7C
: Exp. Date: 20020430
: Fee Comments: -----
: Decom Fin Assur Req'd: N
:

LICENSE FEE TRANSMITTAL

A. REGION I

1. APPLICATION ATTACHED

Applicant/Licensee: WATKINS MD., ANTHONY E.
Received Date: 970512
Docket No: 3019011
Control No.: 124565
License No.: 08-19630-01
Action Type: Amendment

2. FEE ATTACHED

Amount: -----
Check No.: -----

3. COMMENTS

CONTINUATION OF CONTROL
124207.

Signed M. A. Perkins
Date 5/13/97

B. LICENSE FEE MANAGEMENT BRANCH (Check when milestone 03 is entered X)

1. Fee Category and Amount: X Fee Paid Cont'n of 124207

2. Correct Fee Paid. Application may be processed for:

Amendment -----
Renewal -----
License -----

3. OTHER -----

Signed -----
Date -----

RECEIVED BY LFMS	
Date	5/28/97
Log	May 9 1997
By	BB
Date Completed	5/28/97

1997 MAY 15 PM 1:50