



GPU Nuclear, Inc.
Route 441 South
Post Office Box 480
Middletown, PA 17057-0480
Tel 717-944-7621

C301-97-2018
June 04, 1997

U. S. Nuclear Regulatory Commission
Attn: Document Control Desk
Washington, D.C. 20555


Gentlemen:

Subject: Saxton Nuclear Experimental Corporation Facility
Operating License No. DPR-4
Docket No. 50-146
SNEC Facility Offsite Dose Calculation Manual

Enclosed is the SNEC Facility Offsite Dose Calculation Manual (ODCM). Submittal of the ODCM satisfies a GPU Nuclear commitment, to provide the document when issued, made in its July 18, 1996 response to Question 37 of the NRC Request for Additional Information Regarding the SNEC facility Decommissioning Plan and Environmental Report dated June 6, 1996.

Questions regarding this document should be directed to W. Heysek of the Licensing and Regulatory Affairs Department at (717) 948-8191.

Sincerely,


G. A. Kuehn
Vice President SNEC

9706100310 970603
PDR ADDCK 05000146
P PDR

WGH

Attachment

cc: Administrator, NRC Region I- Hubert Miller
NRC Project Manager, NRR- Alexander Adams
NRC Project Scientist, Region I- Thomas Dragoun



A0091/1

SAXTON NUCLEARSaxton Nuclear Experimental Corporation
Facility Policy and Procedure Manual

Number

6575-PLN-4542.08

Title

Revision No.

SNEC Facility Offsite Dose Calculation Manual**0**

Applicability/Scope Calculate offsite doses due to radioactive effluents for demonstrating compliance with Site Technical Specifications 10 CFR 20 & 10 CFR 50 - Appendix I

Responsible Office

6575

Effective Date

This document is within QA plan scope
Safety Reviews Required

<input checked="" type="checkbox"/>	Yes	<input type="checkbox"/>	No
<input checked="" type="checkbox"/>	Yes	<input type="checkbox"/>	No

List of Effective Pages

Page	Revision	Page	Revision	Page	Revision	Page	Revision
1	0	17	0	33	0	49	0
2	0	18	0	34	0	50	0
3	0	19	0	35	0	51	0
4	0	20	0	36	0	52	0
5	0	21	0	37	0	53	0
6	0	22	0	38	0	54	0
7	0	23	0	39	0	55	0
8	0	24	0	40	0	56	0
9	0	25	0	41	0	57	0
10	0	26	0	42	0	58	0
11	0	27	0	43	0	59	0
12	0	28	0	44	0	60	0
13	0	29	0	45	0	61	0
14	0	30	0	46	0	62	0
15	0	31	0	47	0	63	0
16	0	32	0	48	0	64	0

Signature

Date

Originator




5/27/97

RTR



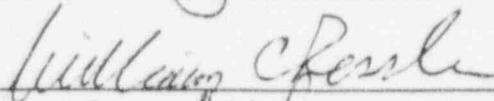
5/21/97

ISR/SNEC Facility RSO

 AF Paynter

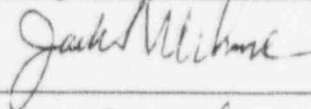
5/23/97

Environmental Affairs



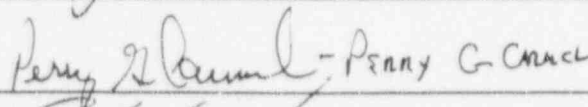
23 MAY 1997

Manager, TMI Reg. Affairs




5-28-97

SNEC Facility Site Supervisor

 Penny G. Cruch

6-02-97

Program Director, SNEC Facility

 G.A. KUEHN

6/3/97

SAXTON NUCLEARSaxton Nuclear Experimental Corporation
Facility Policy and Procedure Manual

Number

6575-PLN-4542.08

Title

Revision No.

SNEC Facility Offsite Dose Calculation Manual**0**

List of Effective Pages (Cont'd)

<u>Page</u>	<u>Revision</u>	<u>Page</u>	<u>Revision</u>	<u>Page</u>	<u>Revision</u>	<u>Page</u>	<u>Revision</u>
65	0						
66	0						
67	0						
68	0						
69	0						
70	0						
71	0						
72	0						
73	0						
74	0						
75	0						
76	0						
77	0						
78	0						
79	0						
80	0						
81	0						
82	0						
83	0						
84	0						
85	0						
86	0						
87	0						
88	0						
89	0						
90	0						
91	0						
92	0						
93	0						
94	0						
95	0						
96	0						

SAXTON NUCLEAR

Saxton Nuclear Experimental Corporation
Facility Policy and Procedure Manual

Number

6575-PLN-4542.08

Title

Revision No.

SNEC Facility Offsite Dose Calculation Manual

0

**SAXTON NUCLEAR EXPERIMENTAL CORPORATION FACILITY
OFFSITE DOSE CALCULATION MANUAL**

SAXTON NUCLEAR

Saxton Nuclear Experimental Corporation
Facility Policy and Procedure Manual

Number

6575-PLN-4542.08

Title

Revision No.

SNEC Facility Offsite Dose Calculation Manual

0

INTRODUCTION

The OFFSITE DOSE CALCULATION MANUAL (ODCM) is a supporting document of the Saxton Nuclear Experimental Corporation (SNEC) Facility Technical Specifications and implements SNEC Facility radiological effluent controls. The ODCM contains the controls, bases, and surveillance requirements for liquid and gaseous radiological effluents. In addition, the ODCM describes the methodology and parameters to be used in the calculation of off-site doses due to radioactive liquid and gaseous effluents. This document also describes the methodology used for calculation of the liquid and gaseous effluent monitoring instrumentation alarm/trip set points. Ventilation Exhaust Treatment System configurations are also included.

The ODCM also is used to define the requirements for the SNEC Facility Radiological Environmental Monitoring Program (REMP) and contains a list of the specific sample locations used in the REMP.

The ODCM is maintained at the site for use as a reference guide and training document of accepted methodologies and calculations. Changes in the calculation methods or parameters will be incorporated into the ODCM to ensure the ODCM represents the present methodology in all applicable areas. SNEC Facility initiated changes to the ODCM will be implemented in accordance with the SNEC Facility Technical Specifications.

The ODCM follows the methodology and models suggested by NUREG-0133, and Regulatory Guide 1.109, Revision 1 for calculation of off-site doses due to plant effluent releases. Simplifying assumptions have been applied in this manual where applicable to provide a more workable document for implementation of the Radiological Effluent Controls requirements.

SAXTON NUCLEAR

Saxton Nuclear Experimental Corporation
Facility Policy and Procedure Manual

Number

6575-PLN-4542.08

Title

Revision No.

SNEC Facility Offsite Dose Calculation Manual

0

Table of Contents

PART I RADIOLOGICAL EFFLUENT CONTROLS

<u>Section</u>	<u>Page</u>
1.0 DEFINITIONS	12
Table 1.0, Frequency Notations	14
2.0 RADIOLOGICAL EFFLUENT CONTROLS AND BASES	15
2.1 Radioactive Effluent Instrumentation	15
2.1.1 Radioactive Liquid Effluent Instrumentation	15
2.1.2 Radioactive Gaseous Effluent Monitoring Instrumentation	15
Table 2.1-2, Radioactive Gaseous Effluent Monitoring Instrumentation	17
2.2 Radiological Effluent Controls	18
2.2.1 Liquid Effluent Controls	18
2.2.2 Gaseous Effluent Controls	20
2.2.3 Total Radioactive Effluent Controls	23
2.3 SNEC Facility Radiological Environmental Monitoring Program (REMP)	24
2.3.1 Monitoring Program Requirements	24
2.3.2 Land Use Census	25
2.3.3 Interlaboratory Comparison Program	26
Table 2.3-1, REMP Sample Analysis, Collection, and Analysis Frequency by Sample Medium	28
Table 2.3-2, REMP Analytical Required Sensitivities (LLD) and Reporting Levels for Radioactivity Concentrations in Environmental Samples	30
3.0 SURVEILLANCES	
3.1 Radioactive Effluent Instrumentation	32
3.1.1 Radioactive Liquid Effluent Instrumentation	32
3.1.2 Radioactive Gaseous Effluent Monitoring Instrumentation	32
Table 3.1-2, Radioactive Gaseous Effluent Monitoring Instrumentation Surveillance Requirements	33

SAXTON NUCLEAR

Saxton Nuclear Experimental Corporation
Facility Policy and Procedure Manual

Number

6575-PLN-4542.08

Title

Revision No.

SNEC Facility Offsite Dose Calculation Manual

0

Table of Contents (Cont'd)

PART I RADIOLOGICAL EFFLUENT CONTROLS (Cont'd)

<u>Section</u>	<u>Page</u>
3.2 Radioactive Effluents	34
3.2.1 Liquid Effluents	34
Table 3.2-1, Radioactive Liquid Waste Sampling and Analysis Program	35
3.2.2 Gaseous Effluents	36
Table 3.2-2, Radioactive Gaseous Waste Sampling and Analysis Program	37
3.2.3 Total Radioactive Effluents	39
3.3 SNEC Facility Radiological Environmental Monitoring Program	39
3.3.1 Monitoring Program Surveillance Requirements	39
Table 3.3-1, Saxton Nuclear Experimental Corporation Facility Radiological Environmental Monitoring Program Description	40

SAXTON NUCLEARSaxton Nuclear Experimental Corporation
Facility Policy and Procedure Manual

Number

6575-PLN-4542.08

Title

Revision No.

SNEC Facility Offsite Dose Calculation Manual**0**Table of Contents (Cont'd)**PART II EFFLUENT DATA AND CALCULATIONAL METHODOLOGIES**

<u>Section</u>	<u>Page</u>
1.0 LIQUID EFFLUENT MONITORS	44
1.1 Liquid Radiation Monitor Set Points	44
1.2 Liquid Effluent Release Points	44
1.3 Control of Liquid Releases	44
2.0 LIQUID EFFLUENT DOSE ASSESSMENT	45
2.1 Liquid Effluents - 10 CFR 50 Appendix I	45
2.2 Liquid Radwaste System Dose Calcs Once per Month	46
2.3 Alternative Liquid Dose Calculational Methodology	46
3.0 LIQUID EFFLUENT WASTE TREATMENT SYSTEM	51
3.1 Liquid Effluent Waste Treatment System	51
4.0 GASEOUS EFFLUENT MONITORS	51
4.1 Particulate Monitor Set Points	51
4.2 Gaseous Effluent Release Points and Gaseous Radiation Monitor Data	52
4.3 Control of Gaseous Effluent Releases	53
5.0 GASEOUS EFFLUENT DOSE ASSESSMENT	56
5.1 Gaseous Effluents - Dose Rate Limits	56
5.1.1 Tritium and Particulates	56
5.2 Gaseous Effluents - 10 CFR 50 Appendix I	56
5.2.1 Tritium and Particulates	56
5.3 Ventilation Exhaust Treatment System Dose Calculations Once per Month	57
5.4 Alternative Dose Calculational Methodologies	57
6.0 EFFLUENT TOTAL DOSE ASSESSMENT	79
7.0 PART II REFERENCES	79

SNEC Facility Offsite Dose Calculation Manual**0**Table of Contents (Cont'd)**PART II EFFLUENT DATA AND CALCULATIONAL METHODOLOGIES**

<u>Section</u>	<u>Page</u>
TABLES	
Table 2.1 Liquid Dose Conversion Factors (DCF): Df_{ij}	47
Table 2.2 Bioaccumulation Factors, BF_i	50
Table 4.1 Atmospheric Dispersion Factors for SNEC Facility	54
Table 4.2 Dose Parameters for Radioiodines and Radioactive Particulate, Gaseous, Effluents	55
Table 5.2.1 Pathway Dose Factors, R_i - Infant, Inhalation	58
Table 5.2.2 Pathway Dose Factors, R_i - Child, Inhalation	59
Table 5.2.3 Pathway Dose Factors, R_i - Teen, Inhalation	60
Table 5.2.4 Pathway Dose Factors, R_i - Adult, Inhalation	61
Table 5.3.1 Pathway Dose Factors, R_i - All Age Groups, Ground Plane	62
Table 5.4.1 Pathway Dose Factors, R_i - Infant, Grass-Cow-Milk	63
Table 5.4.2 Pathway Dose Factors, R_i - Child, Grass-Cow-Milk	64
Table 5.4.3 Pathway Dose Factors, R_i - Teen, Grass-Cow-Milk	65
Table 5.4.4 Pathway Dose Factors, R_i - Adult, Grass-Cow-Milk	66
Table 5.5.1 Pathway Dose Factors, R_i - Infant, Grass-Goat-Milk	67
Table 5.5.2 Pathway Dose Factors, R_i - Child, Grass-Goat-Milk	68
Table 5.5.3 Pathway Dose Factors, R_i - Teen, Grass-Goat-Milk	69
Table 5.5.4 Pathway Dose Factors, R_i - Adult, Grass-Goat-Milk	70
Table 5.6.1 Pathway Dose Factors, R_i - Infant, Grass-Cow-Meat	71
Table 5.6.2 Pathway Dose Factors, R_i - Child, Grass-Cow-Meat	72
Table 5.6.3 Pathway Dose Factors, R_i - Teen, Grass-Cow-Meat	73

SAXTON NUCLEAR

Saxton Nuclear Experimental Corporation
Facility Policy and Procedure Manual

Number

6575-PLN-4542.08

Title

Revision No.

SNEC Facility Offsite Dose Calculation Manual

0

Table of Contents (Cont'd)

PART II **EFFLUENT DATA AND CALCULATIONAL METHODOLOGIES** (Cont'd)

<u>Section</u>	<u>Page</u>
TABLES (Cont'd)	
Table 5.6.4 Pathway Dose Factors, R_i - Adult, Grass-Cow-Meat	74
Table 5.7.1 Pathway Dose Factors, R_i - Infant, Vegetation	75
Table 5.7.2 Pathway Dose Factors, R_i - Child, Vegetation	76
Table 5.7.3 Pathway Dose Factors, R_i - Teen, Vegetation	77
Table 5.7.4 Pathway Dose Factors, R_i - Adult, Vegetation	78
FIGURES None	

SAXTON NUCLEARSaxton Nuclear Experimental Corporation
Facility Policy and Procedure Manual

Number

6575-PLN-4542.08

Title

Revision No.

SNEC Facility Offsite Dose Calculation Manual**0**Table of Contents (Cont'd)**PART III REPORTING REQUIREMENTS**

<u>Section</u>	<u>Page</u>
1.0 ANNUAL RADIOLOGICAL ENVIRONMENTAL OPERATING REPORT	82
2.0 ANNUAL RADIOACTIVE EFFLUENT RELEASE REPORT	82
3.0 PART III REFERENCES	83

APPENDICES

A. Pathway Dose Rate Parameter (P_i)	85
B. Inhalation Pathway Dose Factor (R_i)	86
C. Ground Plane Pathway Dose Factor (R_i)	87
D. Grass-Cow-Milk Pathway Dose Factor (R_i)	88
E. Cow-Meat Pathway Dose Factor (R_i)	90
F. Vegetation Pathway Dose Factor (R_i)	92
APPENDIX A - F REFERENCES	93

SAXTON NUCLEAR

Saxton Nuclear Experimental Corporation
Facility Policy and Procedure Manual

Number

6575-PLN-4542.08

Title

Revision No.

SNEC Facility Offsite Dose Calculation Manual

0

PART I

RADIOLOGICAL EFFLUENT CONTROLS

SAXTON NUCLEAR	Saxton Nuclear Experimental Corporation Facility Policy and Procedure Manual	Number 6575-PLN-4542.08
Title SNEC Facility Offsite Dose Calculation Manual	Revision No. 0	

1.0 DEFINITIONS

1.1 Defined Terms

The DEFINED TERMS of this section appear in capitalized type and are applicable throughout Part I of the ODCM.

1.2 Decommissioning

Removing the facility safely from service and reducing residual radioactivity to a level that permits release of the property for unrestricted use and termination of license.

1.3 Action

ACTION shall be those additional requirements specified as corollary statements to each control and shall be part of the controls.

1.4 Operable - Operability

A system, subsystem, train, component or device shall be OPERABLE or have OPERABILITY when it is capable of performing its specified function(s). Implicit in this definition shall be the assumption that all necessary attendant instrumentation, controls, electrical power sources, cooling or seal water, lubrication or other auxiliary equipment, that are required for the system, subsystem, train, component or device to perform its function(s), are also capable of performing their related support function(s).

1.5 Channel Calibration

A CHANNEL CALIBRATION shall be the adjustment, as necessary, of the channel output such that it responds with necessary range and accuracy to known values of the parameter which the channel monitors. The CHANNEL CALIBRATION shall encompass the entire channel including the sensor and alarm and/or trip functions, and shall include the CHANNEL FUNCTIONAL TEST. CHANNEL CALIBRATION may be performed by any series of sequential, overlapping or total channel steps such that the entire channel is calibrated.

1.6 Channel Check

A CHANNEL CHECK shall be the qualitative assessment of channel behavior during operation by observation. This determination shall include, where possible, comparison of the channel indication and/or status with other indications and/or status derived from independent instrument channels measuring the same parameter.

1.7 Source Check

A SOURCE CHECK shall be the qualitative assessment of channel response when the channel sensor is exposed to a radioactive source.

SAXTON NUCLEAR	Saxton Nuclear Experimental Corporation Facility Policy and Procedure Manual	Number
Title	SNEC Facility Offsite Dose Calculation Manual	6575-PLN-4542.08
		Revision No.
		0

1.8 Channel Functional Test

A CHANNEL FUNCTIONAL TEST shall be:

- a. Analog channels - the injection of a simulated signal into the channel as close to the primary sensor as practicable to verify OPERABILITY including alarm and/or trip functions.
- b. Bistable channels - the injection of a simulated signal into the channel sensor to verify OPERABILITY including alarm and/or trip functions.

1.9 Composite Sample

A COMPOSITE SAMPLE is a combination of individual samples obtained at regular intervals over a time period. Either the volume of each individual sample is proportional to the low rate discharge at the time of sampling or the number of equal volume samples is proportional to the time period used to produce the composite.

1.10 Grab Sample

A GRAB SAMPLE is an individual sample collected in less than fifteen minutes.

1.11 Batch Release

A BATCH RELEASE is the discharge of fluid waste of a discrete volume.

1.12 Continuous release

A CONTINUOUS RELEASE is the discharge of fluid waste of a non-discrete volume, e.g., from a volume or system that has an input flow during the CONTINUOUS RELEASE.

1.13 SNEC Facility Offsite Dose Calculation Manual (ODCM)

The SNEC Facility OFFSITE DOSE CALCULATION MANUAL (ODCM) contains the methodology and parameters used in the calculation of offsite doses resulting from radioactive gaseous and liquid effluent, in the calculation of gaseous and liquid effluent monitoring Alarm/Trip Setpoints, and in the conduct of the Radiological Environmental Monitoring Program. The ODCM also contains (1) the Radiological Effluent Controls, (2) the Radiological Environmental Monitoring Program and (3) descriptions of the information that should be included in the Annual Radiological Environmental Operating and Annual Radioactive Effluent Release Reports.

1.14 Member(s) of the Public

MEMBER(S) OF THE PUBLIC shall include all persons who are not occupationally associated with the plant. This category does not include employees of the GPU System, GPU contractors or vendors. Also excluded from this category are persons who enter the site to service equipment or to make deliveries.

1.15 Site boundary

The SITE BOUNDARY is the boundary line forming the basis for the limits on the release of gaseous effluents. At the SNEC Facility, the SITE BOUNDARY for gaseous effluents is the line formed by a 200 meter radius from the center of the containment building.

SNEC Facility Offsite Dose Calculation Manual**0**

1.16 Ventilation Exhaust Treatment System

A VENTILATION EXHAUST TREATMENT SYSTEM is any system designed and installed to reduce radioactive material in particulate form in effluent by passing ventilation or vent exhaust gases through HEPA filters for the purpose of removing particulates from the gaseous exhaust system prior to the release to the environment.

1.17 Frequency Notation

The FREQUENCY NOTATION specified for the performance of Surveillance Requirements shall correspond to the intervals defined in Table 1.1. All Surveillance Requirements shall be performed within the specified time interval with a maximum allowable extension not to exceed 25% of the surveillance interval.

TABLE 1.1**Frequency Notation**

<u>NOTATION</u>	<u>FREQUENCY</u>
S (Shiftly)	At least once per 12 hours.
D (Daily)	At least once per 24 hours.
W (Weekly)	At least once per 7 days.
M (Monthly)	At least once per 31 days.
Q (Quarterly)	At least once per 92 days.
SA (Semi-Annually)	At least once per 184 days.
A (Annually)	At least once per 12 months.
E	At least once per 18 months.
N. A.	Not applicable.

SAXTON NUCLEAR	Saxton Nuclear Experimental Corporation Facility Policy and Procedure Manual	Number 6575-PLN-4542.08
Title SNEC Facility Offsite Dose Calculation Manual	Revision No. 0	

2.0 CONTROLS AND BASES

1. Controls and ACTION requirements shall be applicable during the conditions specified for each control.
2. Adherence to the requirements of the Control and/or associated ACTION within the specified time interval shall constitute compliance with the control. In the event the Control is restored prior to expiration to the specified time interval, completion of the ACTION statement is not required.
3. In the event the Control and associated ACTION requirements cannot be satisfied because of circumstances in excess of those addressed in the Control, initiate appropriate actions to rectify the problem to the extent possible under the circumstances, and submit a special report to the Commission pursuant to Technical Specification (Tech. Spec.) Section 3.8.1 within 30 days unless otherwise specified.

2.1 Radioactive Effluent Instrumentation

2.1.1 Radioactive Liquid Effluent Instrumentation

There is no Radioactive Liquid Effluent Instrumentation in service during the DECOMMISSIONING of the Saxton Nuclear Station. Any liquid effluents will be BATCH RELEASED and sampled and analyzed prior to release.

2.1.2 Radioactive Gaseous Process and Effluent Monitoring Instrumentation

CONTROL:

The radioactive gaseous process and effluent monitoring instrumentation channels shown in Table 2.1-2 shall be OPERABLE with their alarm/trip setpoints set to ensure that the limits of Control 2.2.2.1 are not exceeded. The alarm/trip setpoints of these channels shall be determined in accordance with the OFFSITE DOSE CALCULATION MANUAL (ODCM).

APPLICABILITY: As shown in Table 2.1-2.

ACTION:

- a. With a radioactive gaseous process or effluent monitoring instrumentation channel alarm/trip setpoint less conservative than required by the above control, immediately suspend the release of radioactive effluent monitored by the affected channel or declare the channel inoperable.
- b. With less than the minimum number of radioactive gaseous process or effluent monitoring instrumentation channels OPERABLE, take the ACTION shown in Table 2.1-2. Exert best efforts to return the instrumentation to OPERABLE status within 30 days and, if unsuccessful, explain in the next Annual Effluent Release Report why the inoperability was not corrected in a timely manner.

SAXTON NUCLEAR

Saxton Nuclear Experimental Corporation
Facility Policy and Procedure Manual

Number

6575-PLN-4542.08

Title

Revision No.

SNEC Facility Offsite Dose Calculation Manual

0

BASES

The radioactive gaseous effluent instrumentation is provided to monitor and control, as applicable, the releases of radioactive materials in gaseous effluent during actual or potential releases. The alarm/trip setpoints for these instruments shall be calculated in accordance with NRC approved methods in the ODCM to provide reasonable assurance that the annual releases are within the limits specified in 10 CFR 20.1301.

Table 2.1-2

6575-PLN-4542.08
Revision 0
Page 1 of 1

Radioactive Gaseous Process and Effluent Monitoring Instrumentation

<u>INSTRUMENT</u>	<u>MINIMUM CHANNELS OPERABLE</u>	<u>APPLICABILITY</u>	<u>ACTION</u>
1. Station Ventilation System	1	NOTE 1	NOTE 2
a. Particulate Monitor (RMA 1)			

NOTES:

1. During operation of the monitored system.
2. With the number of channels OPERABLE less than required by the Minimum Channels OPERABLE requirement, effluent releases via this pathway may continue provided that within four hours after the channel has been declared inoperable, samples are continuously collected with auxiliary sampling equipment.

SNEC Facility Offsite Dose Calculation Manual**0****2.2 Radioactive Effluent Controls****2.2.1 Liquid Effluent Controls****2.2.1.1 Liquid Effluent Concentration****CONTROL:**

The concentration of radioactive material released at anytime from the unit to unrestricted areas shall be limited to ten times the concentrations specified in 10 CFR Part 20.1001-20.2401, Appendix B, Table 2, Column 2.

APPLICABILITY: At all times

ACTION:

With the concentration of radioactive material released from the unit to unrestricted areas exceeding the above limits, immediately restore concentrations within the above limits.

BASES

This control is provided to ensure that the concentration of radioactive materials released in liquid waste effluent from the unit to unrestricted areas will be less than ten times the concentration levels specified in 10 CFR Part 20.1001-20.2401, Appendix B, Table 2. These Controls permit flexibility under unusual conditions, which may temporarily result in higher than normal releases, but still within ten times the concentrations, specified in 10 CFR 20. It is expected that by using this flexibility under unusual conditions, and exerting every effort to keep levels of radioactive material in liquid wastes as low as practicable, the annual releases will not exceed a small fraction of the annual average concentrations specified in 10 CFR 20. As a result, this Control provides reasonable assurance that the resulting annual exposure to an individual in off-site areas will not exceed the design objectives of Section II.A of Appendix i to 10 CFR Part 50.

2.2.1.2 Liquid Effluent Dose**CONTROL:**

The dose or dose commitment to a **MEMBER OF THE PUBLIC** from radioactive materials in liquid effluents released from the unit to the **SITE BOUNDARY** shall be limited:

- a. During any calendar quarter to less than or equal to 1.5 mrem to the total body and to less than or equal to 5 mrem to any organ.
- b. During any calendar year to less than or equal to 3 mrem to the total body and to less than or equal to 10 mrem to any organ.

APPLICABILITY: At all times

SAXTON NUCLEAR

Saxton Nuclear Experimental Corporation
Facility Policy and Procedure Manual

Number

6575-PLN-4542.08

Title

Revision No.

SNEC Facility Offsite Dose Calculation Manual

0

ACTION:

- a. With the calculated dose from the release of radioactive materials in liquid effluents exceeding any of the above limits, prepare and submit to the NRC Region I Administrator within 30 days, a Special Report which identifies the cause(s) for exceeding the limit(s) and defines the corrective actions to be taken to reduce the releases of radioactive materials in liquid effluents during the remainder of the current calendar quarter and during the subsequent 3 calendar quarters so that the cumulative dose or dose commitment to any individual from such releases during these four calendar quarters is within 3 mrem to the total body and 10 mrem to any organ. This Special Report shall also include (1) the result of radiological analyses of the drinking water source, and (2) the radiological impact on finished drinking water supplies with regard to the requirements of 40 CFR 141, Safe Drinking Water Act.

BASES

This Control requires that the dose to offsite personnel be limited to the design objectives of Appendix I of 10 CFR Part 50. This will assure the dose received by the public during DECOMMISSIONING is equivalent to or less than that from a normal operating reactor. The ACTION statements provide the required flexibility under unusual conditions and at the same time implement the guides set forth in Section IV.A of Appendix I to assure that the releases of radioactive material in liquid effluents will be kept "as low as is reasonably achievable". The dose calculations in the ODCM implement the requirements in Section III.A. of Appendix I that conformance with the guides of Appendix I is to be shown by calculational procedures based on models and data such that the actual exposure of a MEMBER OF THE PUBLIC through appropriate pathways is unlikely to be substantially underestimated. The equations specified in the ODCM for calculating the doses due to the actual release rates of radioactive materials in liquid effluents are consistent with the methodology provided in Regulatory Guide 1.109, "Calculation of Annual Doses to Man from Routine Releases of Reactor Effluents for the Purpose of Evaluating Compliance with 10 CFR Part 50, Appendix I," Revision 1, October, 1977, and Regulatory Guide 1.113, "Estimating Aquatic Dispersion of Effluents from Accidental and Routine Reactor Releases for the Purpose of Implementing Appendix I," April, 1977. NUREG-0133 provides methods for dose calculations consistent with Regulatory Guides 1.109 and 1.113.

2.2.1.3 Liquid Radwaste Treatment System

CONTROL:

The appropriate portions of a liquid radwaste treatment system shall be used to reduce the radioactive materials in liquid wastes prior to their discharge when the projected doses due to the liquid effluent from the unit to unrestricted areas would exceed 0.06 mrem to the total body or 0.2 mrem to any organ in any calendar month.

APPLICABILITY: At all times

SAXTON NUCLEAR

Saxton Nuclear Experimental Corporation
Facility Policy and Procedure Manual

Number

6575-PLN-4542.08

Title

Revision No.

SNEC Facility Offsite Dose Calculation Manual

0

ACTION:

- a. With radioactive liquid waste being discharged without treatment and in excess of the above limits, prepare and submit to the NRC Region I Administrator within 30 days, a Special Report which includes the following information:
 1. Explanation of why liquid radwaste was being discharged without treatment, identification of any inoperable equipment or subsystems, and the reason for inoperability.
 2. Action(s) taken to restore the inoperable equipment to OPERABLE status, and,
 3. A summary description of action(s) taken to prevent a recurrence.

BASES

The requirement that the appropriate portions of a treatment system be used, when specified, provides assurance that the releases of radioactive materials in liquid effluents will be kept as low as is reasonably achievable. This control implements the requirements of 10 CFR Part 50.36a, General Design Criterion 60 of Appendix A to 10 CFR Part 50 and the design objective given in Section II.D of Appendix I to 10 CFR Part 50. The intent of Section II.D. is to reduce effluents to as low as is reasonably achievable in a cost effective manner. This control satisfies this intent by establishing a dose limit which is a small fraction (25%) of Section II.A of Appendix I, 10 CFR Part 50 dose requirements. This margin, a factor of 4, constitutes a reasonable reduction.

2.2.2 Gaseous Effluent Controls

2.2.2.1 Gaseous Effluent Dose Rate

CONTROL:

The dose rate due to tritium and all radionuclides in particulate form with half lives greater than 8 days released in gaseous effluent from the site shall be limited to less than or equal to 1500 mrem/yr to any organ.

APPLICABILITY: At all times.

ACTION:

With the release rate(s) exceeding the above limits, immediately decrease the release rate to comply with the above limit(s).

SAXTON NUCLEAR

Saxton Nuclear Experimental Corporation
Facility Policy and Procedure Manual

Number

6575-PLN-4542.08

Title

Revision No.

SNEC Facility Offsite Dose Calculation Manual

0

BASES

The control provides reasonable assurance that the annual dose at the SITE BOUNDARY from gaseous effluent from the site will be within the annual dose limits of 10 CFR Part 20 for unrestricted areas. At the same time, these Controls permit flexibility under unusual conditions, which may temporarily result in higher than the design objective levels, but still within the dose limits specified in 10 CFR 20 and within the design objectives of Appendix I to 10 CFR 50. It is expected that using this flexibility under unusual conditions, and by exerting every effort to keep levels of radioactive material in gaseous wastes as low as practicable, the annual releases will not exceed a small fraction of the annual dose limits specified in 10 CFR 20 and will not result in doses which exceed the design objectives of Appendix I to 10 CFR 50. These gaseous release rates provide reasonable assurance that radioactive material discharged in gaseous effluent will not result in the exposure of a MEMBER OF THE PUBLIC in an unrestricted area, either within or outside the SITE BOUNDARY, to annual average concentrations exceeding the values specified in Appendix B, Table 2 of 10 CFR Part 20. For MEMBERS OF THE PUBLIC who may at times be within the SITE BOUNDARY, the occupancy of the MEMBER OF THE PUBLIC will be sufficiently low to compensate for any increase in the atmospheric diffusion factor above that for the exclusion area boundary. The absence of noble gases ensures that, at all times, the corresponding gamma and beta dose rates above background to a MEMBER OF THE PUBLIC at or beyond the SITE BOUNDARY are less than 500 mrem/year to the total body or to less than or equal to 3000 mrem/year to the skin. Additionally, the absence of iodine ensures that the corresponding thyroid dose rate above background to an infant via the inhalation pathway is always less than 1500 mrem/yr (NUREG 0133).

2.2.2.2 Gaseous Effluent Dose

CONTROL:

The dose to a MEMBER OF THE PUBLIC from Tritium and all radionuclides in particulate form with half lives greater than 8 days, in gaseous effluents released from the unit to areas at and beyond the SITE BOUNDARY shall be limited to the following:

- a. During any calendar quarter: less than or equal to 7.5 mrem to any organ, and
- b. During any calendar year: less than or equal to 15 mrem to any organ.

APPLICABILITY: At all times.

ACTION:

With the calculated dose from the release of Tritium, and radionuclides in particulate form with half lives greater than 8 days, in gaseous effluents exceeding any of the above limits, prepare and submit to the NRC Region I Administrator within 30 days, a Special Report which identifies the cause(s) for exceeding the limit and defines the corrective actions that have been taken to reduce the releases and the proposed corrective actions to be taken to assure that subsequent releases will be in compliance with the above limits.

SAXTON NUCLEAR	Saxton Nuclear Experimental Corporation Facility Policy and Procedure Manual	Number
Title	SNEC Facility Offsite Dose Calculation Manual	6575-PLN-4542.08
		Revision No.
		0

BASES

This control and associated action is provided to implement the requirements of Section II.C, III.A and IV.A of Appendix I, 10 CFR Part 50. The Controls are the guides set forth in Section II.C of Appendix I. The ACTION statement provides flexibility during unusual conditions and at the same time implements the guides set forth in Section IV.A of Appendix I to assure that the releases of radioactive materials in gaseous effluents will be kept "as low as is reasonably achievable." The ODCM calculational methods specified in the surveillance requirements implement the requirements in Section III.A of Appendix I that conformance with the guides of Appendix I be shown by calculational procedures based on models and data such that the actual exposure of a MEMBER OF THE PUBLIC through appropriate pathways is unlikely to be substantially underestimated. The ODCM calculational methodology and parameters for calculating the doses due to the actual release rates of the subject materials are consistent with the methodology provided in Regulatory Guide 1.109, "Calculation of Annual Doses to Man from Routine Releases of Reactor Effluents for the Purpose of Evaluating Compliance with 10 CFR Part 50, Appendix I," Revision 1, October, 1977 and Regulatory Guide 1.111, "Methods for Estimating Atmospheric Transport and Dispersion of Gaseous Effluents in Routine Releases from Light-Water-Cooled Reactors," Revision 1, July, 1977. These equations also provide for determining the actual doses based upon the historical average atmospheric conditions. The release rate controls for tritium and radionuclides in particulate form with half lives greater than 8 days are dependent upon the existing radionuclide pathways to man, in areas at and beyond the SITE BOUNDARY. The pathways that were examined in the development of these calculations were: 1) individual inhalation of airborne radionuclides, 2) deposition of radionuclides onto green leafy vegetation with subsequent consumption by man, 3) deposition onto grassy areas where milk animals and meat producing animals graze with consumption of the milk and meat by man, and 4) deposition on the ground with subsequent exposure of man. The absence of noble gases and iodines at the site eliminates the need to specify dose limits for these nuclides.

2.2.2.3 Ventilation Exhaust Treatment System

CONTROL:

The VENTILATION EXHAUST TREATMENT SYSTEM shall be OPERABLE during activities within the Containment Vessel/Decommissioning Support Building that have the potential to cause a MEASURABLE RELEASE to the environment of airborne radioactivity. The VENTILATION EXHAUST TREATMENT SYSTEM is OPERABLE when its surveillance requirements are met and:

- a. The pressure drop across the HEPA filters is between 0.5 and 3 inches of water.
- b. The results of required in-place filter tests at flows ≥ 6500 cfm show $< 0.05\%$ penetration with prefilters installed.

SAXTON NUCLEAR	Saxton Nuclear Experimental Corporation Facility Policy and Procedure Manual	Number
Title	6575-PLN-4542.08	Revision No.
SNEC Facility Offsite Dose Calculation Manual	0	

APPLICABILITY: At all times.

ACTION:

- a. With the VENTILATION EXHAUST TREATMENT SYSTEM inoperable, suspend all activities within the Containment Vessel/Decommissioning Support Building that have the potential to cause a MEASURABLE RELEASE to the environment of airborne radioactivity.

BASES

The use of the VENTILATION EXHAUST TREATMENT SYSTEM ensures that gaseous effluents are treated as appropriate prior to release to the environment. The appropriate portions of this system provide reasonable assurance that the releases of radioactive materials in gaseous effluents will be kept "as low as is reasonably achievable." This control implements the requirements of 10 CFR Part 50.36a, General Design Criterion 60 of Appendix A to 10 CFR Part 50, and the design objectives given in Section II.D of Appendix I to 10 CFR Part 50.

2.2.3 Total Radioactive Effluent Controls

2.2.3.1 Total Dose

CONTROL:

The annual (calendar year) dose or dose commitment to any MEMBER OF THE PUBLIC, due to releases of radioactivity and to radiation from uranium fuel cycle sources shall be limited to less than or equal to 25 mrem to the total body or any organ except the thyroid, which shall be limited to less than or equal to 75 mrem.

APPLICABILITY: At all times.

ACTION:

With the calculated dose from the release of radioactive materials in liquid or gaseous effluents exceeding twice the limits of Controls 2.2.1.2.a, 2.2.1.2.b, 2.2.2.2.a, or, 2.2.2.2.b, calculations should be made including direct radiation contributions from the unit and from outside storage tanks to determine whether the above limits of Control 2.2.3.1 have been exceeded. If such is the case, prepare and submit to the NRC Region I Administrator within 30 days a Special Report which defines the corrective action to be taken to reduce subsequent releases to prevent recurrence of exceeding the above limits and includes the schedule for achieving conformance with the above limits. This Special Report, as defined in 10 CFR Part 20.2203(b), shall include an analysis which estimates the radiation exposure (dose) to a MEMBER OF THE PUBLIC from uranium fuel cycle sources, including all effluent pathways and direct radiation, for the calendar year that includes the release(s) covered by this report. It shall also describe levels of radiation and concentrations of radioactive material involved, and the cause of the exposure levels or concentrations. If the estimated dose(s) exceed the above limits, and if the release condition resulting in violation of 40 CFR 190 has not already been corrected, the Special Report shall include a request for a variance in accordance with the provisions of 40 CFR 190. Submittal of the report is considered a timely request, and a variance is granted until staff action on the request is complete.

SNEC Facility Offsite Dose Calculation Manual**0****BASES**

This control is provided to meet the dose limitations of 40 CFR Part 190 that have been incorporated into 10 CFR Part 20.1301(d). This control requires the preparation and submittal of a Special Report whenever the calculated doses from plant generated radioactive effluents and direct radiation exceed 25 mrem to the total body or any organ, except the thyroid, which shall be limited to less than or equal to 75 mrem. For sites containing up to 4 reactors, it is highly unlikely that the resultant dose to a MEMBER OF THE PUBLIC will exceed the dose limits of 40 CFR Part 190 if the individual reactors remain within twice the dose design objectives of Appendix I, and if direct radiation doses from the reactor units and outside storage tanks are kept small. The Special Report will describe a course of action that should result in the limitation of the annual dose to a MEMBER OF THE PUBLIC to within the 40 CFR Part 190 limits. For the purposes of the Special Report, it may be assumed that the dose commitment to the member of the public from other uranium fuel cycle sources is negligible, with the exception that dose contributions from other nuclear fuel cycle facilities at the same site or within a radius of 8 km must be considered. If the dose to any member of the public is estimated to exceed the requirements of 40 CFR Part 190, the Special Report with a request for a variance (provided the release conditions resulting in violation of 40 CFR Part 190 have not already been corrected), in accordance with the provisions of 40 CFR Part 190.11 and 10 CFR Part 20.2203(b), is considered to be a timely request and fulfills the requirements of 40 CFR Part 190 until NRC staff action is completed. The variance only relates to the limits of 40 CFR Part 190, and does not apply in any way to the other requirements for dose limitation of 10 CFR Part 20, as addressed in Controls 2.2.1.1 and 2.2.2.1. An individual is not considered a MEMBER OF THE PUBLIC during any period in which he/she is engaged in carrying out any operation that is part of the nuclear fuel cycle.

2.3 SNEC FACILITY RADIOLOGICAL ENVIRONMENTAL MONITORING PROGRAM (REMP)**2.3.1 Monitoring Program Requirements****CONTROL:**

In accordance with the SNEC Facility Tech Specs, the radiological environmental monitoring program shall be conducted as specified in Table 2.3-1.

APPLICABILITY: At all times.

ACTION:

- a. With the radiological environmental monitoring program not being conducted as specified in Table 2.3-1, prepare and submit to the Commission in the Annual Radiological Environmental Operating Report, a description of the reasons for not conducting the program as required and the plans for preventing a recurrence.

SAXTON NUCLEAR	Saxton Nuclear Experimental Corporation Facility Policy and Procedure Manual	Number 6575-PLN-4542.08
Title SNEC Facility Offsite Dose Calculation Manual	Revision No. 0	

- b. With the level of radioactivity as the result of plant effluents in an environmental sampling medium exceeding the reporting levels of Table 2.3-2 when averaged over any calendar quarter, prepare and submit to the Commission within 30 days from the end of the affected calendar quarter, a special report that identifies the cause(s) for exceeding the limit(s) and defines the corrective actions to be taken to reduce radioactive effluents so that the potential annual dose* to a member of the public is less than the calendar year limits of ODCM Part I Controls 2.2.1.2 and 2.2.2.2. When more than one of the radionuclides in Table 2.3-2 are detected as the result of plant effluents in the sampling medium, this report shall be submitted if:

$$\frac{\text{concentration (1)}}{\text{reporting level (1)}} + \frac{\text{concentration (2)}}{\text{reporting level (2)}} + \dots \geq 1.0$$

When radionuclides other than those in Table 2.3-2 are detected and are the result of plant effluents, this report shall be submitted if the potential annual dose* to a member of the public is equal to or greater than the calendar year limits of ODCM Part I Controls 2.2.1.2 or 2.2.2.2. This report is not required if the measured level of radioactivity was not the result of plant effluents; however, in such an event, the condition shall be reported and described in the Annual Radiological Environmental Operating Report.

BASES

The radiological monitoring program required by this control provides representative measurements of radiation and of radioactive materials in those exposure pathways and for those radionuclides which lead to the highest potential radiation exposures of members of the general public resulting from the station operation. This monitoring program implements Section IV B.2 of Appendix I to 10CFR50 and thereby supplements the radiological effluent monitoring program by verifying that the measurable concentrations of radioactive materials and levels of radiation are not higher than expected on the basis of the effluent measurements and modeling of the environmental exposure pathways. Guidance for this monitoring is provided by the Radiological Assessment Branch Technical Position on Environmental Monitoring (Revision 1, November 1979). Program changes may be initiated based on operational experience.

2.3.2 Land Use Census

CONTROL:

As part of the SNEC Facility radiological environmental monitoring program (REMP), broad leafy vegetation will be collected and analyzed for gamma-emitting radionuclides. Other analyses will be performed, as necessary. The samples will be collected annually during the growing season at the site boundary in the two highest D/Q sectors. This sampling of broad leafy vegetation will be performed in lieu of performing a land use census.

APPLICABILITY: At all times.

* The methodology and parameters used to estimate the potential annual dose to a member of the public shall be indicated in this report.

SAXTON NUCLEAR	Saxton Nuclear Experimental Corporation Facility Policy and Procedure Manual	Number 6575-PLN-4542.08
Title SNEC Facility Offsite Dose Calculation Manual		Revision No. 0

ACTION:

- a. If sampling of broad leafy vegetation is not performed as described above, a land use census will be conducted. The census will identify within a distance of 5 miles (of the SNEC Facility) the closest milk animal and garden (equal to or > 500 sq. ft. and producing broad leafy vegetation) in each meteorological sector. The results of this census will be included in the Annual Radiological Environmental Operating Report. One milk and one broadleaf vegetation sample will be collected at the highest D/Q locations identified in the land use census.

BASES

During SNEC Facility decommissioning operations, very small amounts of radioactivity are expected to be released to the atmosphere. The predominant radionuclide in airborne effluents is expected to be Cs-137 and there will be no radioiodine. Using this fact and the Ri values listed in the SNEC Facility ODCM, the critical exposure pathway for airborne effluents will be ingestion of milk. Comparable doses can also be calculated from another important human exposure pathway - ingestion of leafy vegetation. As part of the SNEC Facility radiological environmental monitoring program (REMP), broad leafy vegetation will be collected and analyzed for gamma-emitting radionuclides. Other analyses will be performed, as necessary. The samples will be collected annually during the growing season at the site boundary in the two highest D/Q sectors. Since the data from monitoring broad leafy vegetation (and other environmental media such as air particulates) will be just as representative to validate the doses calculated from effluent data, samples of milk will not be collected and analyzed on a routine basis. Additionally, collecting vegetation samples on a routine basis at the highest D/Q locations and not sampling milk, eliminates the need to perform a land use census to locate gardens and milk animals in the area. Another reason for not needing a land use census is that doses including those from ingesting milk and leafy vegetation will be conservatively calculated at the site boundary where doses are expected to be a small fraction of ODCM limits.

2.3.3 Interlaboratory Comparison Program

CONTROL:

In accordance with the SNEC Facility Tech. Specs. analyses shall be performed on radioactive materials supplied as part of an Interlaboratory Comparison Program. Samples and analyses which are selected for inclusion in the program shall be representative of those required by Table 2.3-1.

APPLICABILITY At all times.

ACTION:

With analysis not being performed as required above, report the corrective action taken to prevent a recurrence to the Commission in the Annual Radiological Environmental Operating Report.

SAXTON NUCLEARSaxton Nuclear Experimental Corporation
Facility Policy and Procedure Manual

Number

6575-PLN-4542.08

Title

Revision No.

SNEC Facility Offsite Dose Calculation Manual**0****BASES**

The requirement for participation in an Interlaboratory Comparison Program is provided to ensure that independent checks on precision and accuracy of the measurements of radioactive material in environmental sample matrices are performed as part of a quality assurance program for environmental monitoring in order to demonstrate that the results are reasonably valid for the purpose of Section IV, B.2 of Appendix I to 10 CFR 50.

TABLE 2.3-1

Page 1 of 2

Saxton Nuclear Experimental Corporation Facility
REMP Sample Analysis, Collection and Analysis Frequency by Sample Medium

<u>SAMPLE MEDIUM</u>	<u>COLLECTION FREQUENCY</u>	<u>ANALYSIS TYPE (a)</u>	<u>ANALYSIS FREQUENCY (b)</u>
Air Particulate (AP)	Biweekly (c)	Gr-A Gr-B Gamma (e)	On each sample (d) On each sample (d) Quarterly Composite (f)
Aquatic Sediment (g) (SD)	Quarterly	Gamma	On each sample
Dosimeters (h) (ID)	Quarterly	Gamma Immersion Dose	Quarterly
Potable Water (i) (GW)	Quarterly	Gr-B Gamma H-3	On each sample On each sample On each sample
Ground Water (GW)	Quarterly	Gamma H-3	On each sample On each sample
Soil (S)	As needed	Gamma	On each sample
Surface Water (SW)	Quarterly (j)	Gamma H-3	On each sample On each sample
Vegetation (BR)	Annually (k)	Gamma	On each sample
Milk (M)	As needed	Gamma	On each sample

Table Notations

- a. Additional analyses, i.e., Strontium-90, Transuranics, etc., may be performed if requested by the Program Director, SNEC Facility.
- b. The listed frequencies for collection and analysis of REMP required media are recommended as good practice. A maximum allowable extension of these frequencies should not exceed 25% of the interval as listed here. Deviations are permitted from the required sampling schedule if samples are unobtainable due to seasonal unavailability, hazardous conditions, malfunction of automatic sampling equipment or other legitimate reasons.
- c. Samples are normally collected biweekly from 4 locations (3 indicators and 1 control). Frequency may be changed at the discretion of the Program Director, SNEC Facility.
- d. Airborne particulate samples should be analyzed for gross beta and alpha radioactivity 24 hours or more after collection to allow for radon and thoron daughter decay. If gross beta activity on an indicator sample is greater than 10 times the mean of the control, analyze the filter for gamma emitters and Sr-90.

SAXTON NUCLEAR	Saxton Nuclear Experimental Corporation Facility Policy and Procedure Manual	Number 6575-PLN-4542.08
Title SNEC Facility Offsite Dose Calculation Manual		Revision No. 0

TABLE 2.3-1

Page 2 of 2

Saxton Nuclear Experimental Corporation Facility
REMP Sample Analysis, Collection and Analysis Frequency by Sample Medium

- e. Gamma (isotopic analysis) means the identification and quantification of gamma-emitting radionuclides.
- f. If any positive gamma emitting radionuclides are present as a result of SNEC Facility activities recount each filter separately.
- g. As a minimum, sediment samples shall be taken from indicator station A1-4 and one control station. The indicator station A1-4 sample shall be taken as close to the storm drain outfall as possible. If unable to collect a sediment sample due to rocks move downstream but stay as close as possible to the outfall line. A control sediment shall be taken upstream of the outfall or from an area not influenced by SNEC Facility activities. Document any comments on the collection/receipt sheet.
- h. As a minimum, TLDs shall be sampled from at least 17 locations, including at least 16 indicators and one control station, from the locations listed in Table 3.3-1.
- i. The potable water stations are E1-1 and G1-1. Groundwater samples not used for drinking are collected at Stations GEO-1 through GEO-8 and MW-1 and MW-2. Surface water samples are typically collected from Stations A1-4 and Q1-2.
- j. Additional surface water collections will be performed during any liquid effluent releases to the river. As a minimum, a grab sample downstream of the release will be taken at the start, midpoint, and end of each release.
- k. Broad leaf vegetation collection will occur during the growing season in the two highest D/Q sectors, typically Sectors A and B.

TABLE 2.3-2

Page 1 of 2

REMP Analytical Required Sensitivities (LLD)^a
and Reporting Levels

<u>EXPOSURE/PATHWAYS AND/OR SAMPLE</u>	<u>UNITS</u>	<u>ANALYSIS</u>	<u>REQUIRED LLD</u> ^{b,c}	<u>REPORTING LEVEL</u>
Air Particulate (AP)	pCi/m ³	Gr-Alpha	1.5E-3	1.0E-1
		Gr-Beta	1.0E-2	1.0E0
		Cs-134	5.0E-2	1.0E1
		Cs-137	6.0E-2	2.0E1
		Sr-90	1.0E-2	1.0E-1
Sediment/Soil (SD/SO)	pCi/g (dry)	Cs-134	1.5E-1	1.0E0
		Cs-137	1.8E-1	5.0E0
		Sr-90	5.0E-2	5.0E-1
Water (SW/GW)	pCi/L	Gr Alpha	5.0E0	1.0E2
		Gr Beta	4.0E0	5.0E1
		Tritium	2.0E3	2.0E4
		Co-60	1.5E1	3.0E2
		Cs-134	1.5E1	3.0E1
		Cs-137	1.8E1	5.0E1
		Sr-90	2.0E0	8.0E0
Vegetation (BR)	pCi/g (wet)	Cs-134	6.0E-2	1.0E0
		Cs-137	8.0E-2	2.0E0
		Sr-90	1.0E-2	1.0E-1
Milk pCi/L (MI)	pCi/L	Cs-134	1.5E1	6.0E1
		Cs-137	1.8E1	7.0E1
		Sr-90	2.0E0	8.0E0

SAXTON NUCLEAR	Saxton Nuclear Experimental Corporation Facility Policy and Procedure Manual	Number 6575-PLN-4542.08
Title SNEC Facility Offsite Dose Calculation Manual	Revision No. 0	

TABLE 2.3-2

Page 2 of 2

Detection Capabilities for Environmental Sample Analysis

Table Notation

- a. This list does not mean that only these nuclides are to be considered. Other peaks that are identifiable, which may be related to plant operations, together with those of the above nuclides, shall also be analyzed and reported in the Annual Radiological Environmental Operating Report.
- b. Required detection capabilities for thermoluminescent dosimeters used for environmental measurements are given in Regulatory Guide 4.13 (Rev. 1).
- c. The LLD is defined, for purposes of these controls, as the smallest concentration of radioactive material in a sample that will yield a net count, above system background, that will be detected with 95% probability with only 5% probability of falsely concluding that a blank observation represents a "real" signal.

For a particular measurement system (which may include radiochemical separation):

$$LLD = \frac{4.66 S_b}{E \cdot V \cdot 2.22 \cdot Y \cdot \exp(-\lambda \Delta t)}$$

Where:

LLD is the "a priori" lower limit of detection as defined above, as picocuries per unit mass or volume,

S_b is the standard deviation of the background counting rate or of the counting rate of a blank sample as appropriate, as counts per minute,

E is the counting efficiency, as counts per disintegration,

V is the sample size in units of mass or volume,

2.22 is the number of disintegrations per minute per picocurie,

Y is the fractional radiochemical yield (when applicable),

λ is the radioactive decay constant for the particular radionuclide and

Δt for environmental samples is the elapsed time between sample collection, or end of the sample collection period, and time of counting.

Typical values of E, V, Y, and Δt should be used in the calculation.

It should be recognized that the LLD is defined as an "a priori" (before the fact) limit representing the capability of a measurement system and not as an "a posteriori" (after the fact) limit for a particular measurement. Analyses shall be performed in such a manner that the stated LLDs will be achieved under routine conditions. Occasionally background fluctuations, unavoidable small samples sizes, the presence of interfering nuclides, or other uncontrollable circumstances may render these LLDs unachievable. In such cases, the contributing factor shall be identified and described in the Annual Radiological Environmental Operating Report.

SAXTON NUCLEAR

Saxton Nuclear Experimental Corporation
Facility Policy and Procedure Manual

Number

6575-PLN-4542.08

Title

Revision No.

SNEC Facility Offsite Dose Calculation Manual

0

3.0 SURVEILLANCES

1. Surveillance Requirements shall be applicable during the conditions specified for individual Controls unless otherwise stated in an individual Surveillance Requirement. The Surveillance Requirements shall be performed to demonstrate compliance with the OPERABILITY requirements of the Control.
2. Each Surveillance Requirement shall be performed within the specified time interval with a maximum allowable extension not to exceed 25% of the surveillance interval.
3. Failure to perform a Surveillance Requirement within the time interval specified in Section 3.0.2 shall constitute non-compliance with OPERABILITY requirements for a Control. The time limits of the ACTION requirements are applicable at the time it is identified that a Surveillance Requirement has not been performed. The ACTION requirements may be delayed for up to 24 hours to permit completion of the surveillance when the allowable outage time limits of the ACTION requirements are less than 24 hours. Surveillance Requirements do not have to be performed on inoperable equipment.

3.1 Radioactive Effluent Instrumentation

3.1.1 Radioactive Liquid Effluent Instrumentation

There is no Radioactive Liquid Effluent Instrumentation in service during the DECOMMISSIONING of the Saxton Nuclear Experimental Corporation Facility.

3.1.2 Radioactive Gaseous Process and Effluent Monitoring Instrumentation

SURVEILLANCE REQUIREMENTS

- 3.1.2.1 Each radioactive gaseous process or effluent monitoring instrumentation channel shall be demonstrated OPERABLE by performance of the CHANNEL CHECK, SOURCE CHECK, CHANNEL CALIBRATION, and CHANNEL TEST operations at the frequencies shown in Table 3.1-2.

Table 3.1-2

6575-PLN-4542.08

Revision 0

Page 1 of 1

Radioactive Gaseous Process and Effluent Monitoring Instrumentation Surveillance Requirements

	<u>INSTRUMENT</u>	<u>CHANNEL CHECK</u>	<u>SOURCE CHECK</u>	<u>CHANNEL CALIBRATION</u>	<u>CHANNEL TEST</u>	<u>APPLICABILITY</u>
1.	Station Ventilation System					
a.	Particulate Monitor (RMA-1)	D ⁽¹⁾	W	SA	W	#

During operation of the monitored system

(1) Daily channel check only required when decommissioning activities are occurring in the Containment Vessel/Decommissioning Support Building.

SNEC Facility Offsite Dose Calculation Manual**0**

3.2 Radioactive Effluents

3.2.1 Liquid Effluents

SURVEILLANCE REQUIREMENTS

3.2.1.1 Concentration

3.2.1.1.1 The radioactivity content of each batch of radioactive liquid waste shall be determined by sampling and analysis in accordance with Table 3.2-1. The results of analyses shall be used with the calculational methods in the ODCM to assure that the concentration at the point of release is maintained within the limits of Control 2.2.1.1.

3.2.1.1.2 Analysis of samples composited from batch releases shall be performed in accordance with Table 3.2-1. The results of the analysis shall be used with the calculational methods in the ODCM to assure that the concentrations at the point of release were maintained within the limits of Control 2.2.1.1.

3.2.1.2 Dose Calculations

3.2.1.2.1 Cumulative dose contributions from liquid effluents shall be determined in accordance with the ODCM at least once a month when liquid releases are in progress.

3.2.1.3 Dose Projections

3.2.1.3.1 Doses due to liquid releases shall be projected at least once per month when liquid releases are anticipated.

SNEC Facility Offsite Dose Calculation Manual**0****TABLE 3.2-1**

Page 1 of 1

Radioactive Liquid Waste Sampling and Analysis (4, 5)

A. Liquid Releases

Sampling Frequency	Type of Activity Analysis	Detectable Concentration (3)
Each Batch	Individual Gamma H-3	5E-7 $\mu\text{Ci/ml}$ (2) 1E-5 $\mu\text{Ci/ml}$
Quarterly Composite (1)	Gross Alpha Sr-90	1E-7 $\mu\text{Ci/ml}$ 5E-8 $\mu\text{Ci/ml}$

NOTES:

- (1) A COMPOSITE SAMPLE is one in which the quantity of liquid sampled is proportional to the quantity of liquid waste discharged from the plant.
- (2) For certain mixtures of gamma emitters, it may not be possible to measure radionuclides in concentrations near this sensitivity limit when other nuclides are present in the sample in much greater concentrations. Under these circumstances, it will be more appropriate to calculate the concentrations of such radionuclides using measured ratios with those radionuclides which are routinely identified and measured.
- (3) The detectability limits for radioactivity analysis are based on the technical feasibility and on the potential significance in the environment of the quantities released. For some nuclides, lower detection limits may be readily achievable and when nuclides are measured below the stated limits, they should also be reported.
- (4) The results of these analyses should be used as the basis for recording and reporting the quantities of radioactive material released in liquid effluents during the sampling period. In estimating releases for a period when analyses were not performed, the average of the two adjacent data points spanning this period should be used. Such estimates should be included in the effluent records and reports; however, they should be clearly identified as estimates, and the method used to obtain these data should be described.
- (5) Deviations from the sampling/analysis regime will be noted in the report specified in ODCM Part III.

SNEC Facility Offsite Dose Calculation Manual**0**

3.2.2 Gaseous Effluents

SURVEILLANCE REQUIREMENTS

3.2.2.1 Dose Rates

3.2.2.1.1 The dose rate of radioactive materials in gaseous effluents shall be determined to be within the limits of Control 2.2.2.1, in accordance with methods and procedures of the ODCM by obtaining representative samples and performing analyses in accordance with the sampling and analysis program, specified in Table 3.2-2.

3.2.2.2 Dose

3.2.2.2.1 Cumulative dose contributions from Tritium, and radionuclides in particulate form with half lives greater than 8 days for the current calendar quarter and current calendar year shall be determined in accordance with the ODCM monthly.

3.2.2.3 Ventilation Exhaust Treatment

3.2.2.3.1 Doses due to gaseous releases from the unit shall be projected monthly in accordance with the ODCM.

3.2.2.3.2 The pressure drop across the combined prefilter/HEPA filter banks shall be demonstrated to be less than 3 inches of water at a flow rate ≥ 6500 cfm annually.

3.2.2.3.3 In-place filter testing specified in ODCM Control 2.2.2.3 shall be performed after each complete or partial replacement of a HEPA filter bank or after any structural maintenance on the system housing that could affect the HEPA filter bank bypass leakage. As a minimum, this testing shall be performed annually.

TABLE 3.2-2

Page 1 of 2

Radioactive Gaseous Waste Sampling and Analysis Program (3)

SAMPLE POINT	SAMPLE TYPE	SAMPLING FREQUENCY	TYPE OF ACTIVITY ANALYSIS	DETECTABLE CONCENTRATION(1)(a)
Unit Exhaust Vent Release Points	Gas	Monthly	H-3	1E-6 $\mu\text{Ci/cc}$
	Particulates	Weekly	Individual (b) Gamma Emitters	1E-10 $\mu\text{Ci/cc}$ (2)
		Monthly Composite	Sr-90	1E-11 $\mu\text{Ci/cc}$
		Monthly Composite	Gross Alpha Emitters	1E-11 $\mu\text{Ci/cc}$

- (1) The above detectability limits are based on technical feasibility and on the potential significance in the environment of the quantities released. For some nuclides, lower detection limits may be readily achievable and when nuclides are measured below the stated limits, they should also be reported.
- (2) For certain mixtures of gamma emitters, it may not be possible to measure radionuclides at levels near their sensitivity limits when other nuclides are present in the sample at much higher levels. Under these circumstances, it will be more appropriate to calculate the levels of such radionuclides using observed ratios for those radionuclides which are measurable.
- (3) Deviations from the sampling and analysis regime will be noted in the report specified in ODCM Part III.

TABLE 3.2-2

Page 2 of 2

Radioactive Gaseous Waste Sampling and Analysis Program (3)

Table Notation

- a. The LLD is defined, for purposes of this surveillance, as the smallest concentration of radioactive material in a sample that will yield a net count above system background that will be detected with 95% probability with 5% probability of falsely concluding that a blank observation represents a "real" signal.

For a particular measurement system (which may include radiochemical separation):

$$LLD = \frac{4.66 S_b}{E \times V \times 2.22 \times 10^6 \times Y \times \exp(-\lambda \Delta t)}$$

Where:

LLD is the "a priori" lower limit of detection as defined above, as micocurie per unit mass or volume,

S_b is the standard deviation of the background counting rate or of the counting rate of a blank sample as appropriate, as counts per minute,

E is the counting efficiency, as counts per disintegration,

V is the sample size in units of mass or volume,

2.22×10^6 is the number of disintegrations per minute per micocurie,

Y is the fractional radiochemical yield (when applicable),

λ is the radioactive decay constant for the particular radionuclide and

Δt is the elapsed time between midpoint of sample collection and time of counting.

Typical values of E, V, Y, and Δt should be used in the calculation.

It should be recognized that the LLD is defined as an "a priori" (before the fact) limit representing the capability of a measurement system and not as an "a posteriori" (after the fact) limit for a particular measurement.

- b. The principal gamma emitters for which the LLD specification applies exclusively are the following radionuclides: Mn-54, Fe-59, Co-58, Co-60, Zn-65, Mo-99, Cs-134, Cs-137, Ce-141 and Ce-144 for particulate emissions. This list does not mean that only these nuclides are to be detected and reported. Other peaks which are measurable and identifiable, together with the above nuclides, shall also be identified and reported. Nuclides which are below the LLD for the analyses shall be reported as "less than" the nuclide's LLD and shall not be reported as being present at the LLD level for that nuclide. The "less than" values shall not be used in the required dose calculations.

SNEC Facility Offsite Dose Calculation Manual**0****3.2.3 Total Radioactive Effluents****3.2.3.1 Dose Calculation**

3.2.3.1.1 Cumulative annual dose contributions from liquid and gaseous effluents shall be determined in accordance with Surveillances 3.2.1.2.1 and 3.2.2.2.1, including direct radiation contributions from the Unit and from outside storage tanks, and in accordance with the methodology contained in the ODCM.

3.3 SNEC FACILITY RADIOLOGICAL ENVIRONMENTAL MONITORING PROGRAM**3.3.1 Monitoring Program Surveillance Requirements**

- a. The radiological environmental monitoring samples shall be collected pursuant to Table 2.3-1, from the specific locations given in Table 3.3-1 and shall be analyzed pursuant to the requirements of Table 2.3-1 and the detection capabilities required by Table 2.3-2.
- b. Broad leafy vegetation will be collected and analyzed for gamma-emitting radionuclides. Other analyses will be performed, as necessary. The samples will be collected annually during the growing season at the site boundary in the two highest D/Q sectors. This sampling of broad leafy vegetation will be performed in lieu of performing a land use census. If sampling of broad leafy vegetation is not performed as described above, a land use census will be conducted. The census will identify within a distance of 5 miles (of the SNEC Facility) the closest milk animal and garden (equal to or > 500 sq. ft. and producing broad leafy vegetation) in each meteorological sector. The results of this census will be included in the Annual Radiological Environmental Operating Report. One milk and one broadleaf vegetation sample will be collected annually at the highest D/Q locations identified in the land use census.
- c. A summary of the Interlaboratory Comparison Program results shall be included in the Annual Radiological Environmental Operating Report.

TABLE 3.3-1

Page 1 of 3

Saxton Nuclear Experimental Corporation Facility
Radiological Environmental Monitoring Program Description

<u>Station</u>	<u>Media</u>	<u>Local Description</u>	<u>Note</u>
A1-1	Sediment	Drain outfall outside perimeter fence	Water rarely present
A1-2	Air Particulate	Westinghouse Yard Area	
A1-4	Surface Water Sediment	Juniata River at the Westinghouse Weir bulkhead	
A1-5	TLD	N Sector, perimeter fence	
A1-6	Broadleaf Vegetation	N Sector, site boundary	
B1-4	Surface Water Sediment	Drop weir in the Westinghouse Yard Area.	
B1-6	TLD	NNE Sector, perimeter fence	
B1-7	Broadleaf Vegetation	N NE Sector, site boundary	
C1-6	Sediment	Drain outfall, NE corner of perimeter fence	Water rarely present
C1-9	TLD	NE Sector, perimeter fence	
C2-1	TLD	Weaver Ridge, 0.8 miles from CV	
D1-1	Air Particulate	Open Field ENE Sector	
D1-4	TLD	ENE Sector, perimeter fence	
D2-1	TLD	Weaver Bridge, 1.3 miles from CV	
E1-1	Potable Water	Penelec Line Shack	
E1-7	TLD	E Sector, perimeter fence	
E1-17	TLD	Penelec Line Shack	
E2-1	TLD	E Sector, 0.25 miles from CV	
E3-1	TLD	3 miles East of CV in State Gameland #67	
F1-2	TLD	ESE Sector, perimeter fence	

TABLE 3.3-1

Page 2 of 3

Saxton Nuclear Experimental Corporation Facility
Radiological Environmental Monitoring Program Description

<u>Station</u>	<u>Media</u>	<u>Local Description</u>	<u>Note</u>
G1-1	TLD Potable Water	SE Sector, private residence in Saxton	
G1-2	TLD	SE Sector, perimeter fence	
G2-1	TLD	SE Sector, closest private residence	
G10-1	Air Particulate	Reichley Microwave Tower	Offsite Control Station
G10-2	TLD	New Granada	Offsite Control Station
H1-5	TLD	SSE Sector, perimeter fence	
H2-1	TLD	Tussey Mt. High School	
H10-1	TLD	Wells Tannery	Offsite Control Station
J1-1	TLD	S Sector, perimeter fence	
J1-3	Air Particulate	Penelec Area S Sector	
K1-5	TLD	Saxton Borough Hall	Offsite Control Station
K1-8	TLD	SSW Sector, perimeter fence	
L1-1	TLD	SW Sector, perimeter fence	
L2-1	TLD	SW Sector, Stonerstown, 1 mile from CV	
M1-6	TLD	WSW Sector, perimeter fence	
N1-4	TLD	W Sector, perimeter fence	
P1-1	TLD	WNW Sector, perimeter fence	
Q1-2	Surface Water Sediment	Old Station Discharge	Upstream, control
Q1-3	TLD	NW Sector, perimeter fence	
R1-1	TLD	NNW Sector, perimeter fence	

SAXTON NUCLEARSaxton Nuclear Experimental Corporation
Facility Policy and Procedure Manual

Number

6575-PLN-4542.08

Title

Revision No

SNEC Facility Offsite Dose Calculation Manual**0****TABLE 3.3-1**

Page 3 of 3

Saxton Nuclear Experimental Corporation Facility
Radiological Environmental Monitoring Program Description

<u>Station</u>	<u>Media</u>	<u>Local Description</u>	<u>Note</u>
Geo 1	Groundwater	Monitoring well South of CV fenced area	
Geo 2	Groundwater	Monitoring well West of CV fenced area	
Geo 3	Groundwater	Monitoring well West of CV fenced area	
Geo 4	Groundwater	Monitoring well East of CV fenced area	
Geo 5	Groundwater	Monitoring well East of CV fenced area	
Geo 6	Groundwater	Monitoring well North of CV fenced area	
Geo 7	Groundwater	Monitoring well East of CV fenced area	
Geo 8	Groundwater	Monitoring well North of CV fenced area	
Geo 9	Groundwater	Piezometer inside of CV Fenced area	
MW1	Groundwater	Northeast to Northwest diagonal well	
MW2	Groundwater	Northwest to Southwest diagonal well	

SAXTON NUCLEAR

Saxton Nuclear Experimental Corporation
Facility Policy and Procedure Manual

Number

6575-PLN-4542.08

Title

Revision No.

SNEC Facility Offsite Dose Calculation Manual

0

PART II

EFFLUENT DATA AND CALCULATIONAL METHODOLOGIES

SNEC Facility Offsite Dose Calculation Manual

0

1.0 LIQUID EFFLUENT MONITORS1.1 Liquid Radiation Monitor Set Points

There is no Radioactive Liquid Effluent Instrumentation in service during the decommissioning of the Saxton Nuclear Station.

1.2 Liquid Effluent Release Points

The outfall for liquid effluents to the Juniata River will be through a temporary hose to the riverbank on Penelec property when release of such effluents is required.

1.3 Control of Liquid Releases

Liquid effluent releases are controlled to less than ten times the 10CFR20 concentrations by ensuring that the parameters for the release meet the following equation:

$$\frac{c * f}{F + f} < C \quad (\text{eq 1.1})$$

where:

C = ten times the effluent concentration of 10 CFR 20 for the site, in $\mu\text{Ci/ml}$.

c = the radioactivity concentration in the effluent line prior to dilution and release.

f = the flow in the effluent line prior to dilution and release, in volume per unit time, but in the same units as F below.

F = flow rate of any dilution water measured prior to the release point, in volume per unit time.

The radioactivity content of each batch of radioactive liquid waste is determined prior to release by sampling and analysis in accordance with ODCM Part I Table 3.2-1. The results of pre-release analyses are used with the calculational method described above to assure that the concentration at the point of release is maintained within the ODCM Part I Control 2.2.1.1.

Post-release analysis of samples composited from batch releases are performed in accordance with ODCM Part I Table 3.2-1. The results of the previous post-release analysis shall be used with the calculational methods in the ODCM to assure that the concentrations at the point of release were maintained within the ODCM Part I Control 2.2.1.1.

SNEC Facility Offsite Dose Calculation Manual

0

2.0 LIQUID EFFLUENT DOSE ASSESSMENT2.1 Liquid Effluents - 10 CFR 50 Appendix I

The dose from liquid effluents results from the consumption of fish and drinking water. Other pathways contribute negligibly at SNEC Facility. The use of the flow of the Juniata River as the dilution flow for both fish and drinking water consumption is justified based on low liquid effluent flow rates, the lack of normal dilution flow normally associated with a power plant and the small size of the Juniata River. This is further described in Reference 3.10. The dose contribution from all radionuclides in liquid effluents released to the unrestricted area is calculated using the following expression:

$$\text{Dose } j = \sum_i \sum_j (\Delta t) \times (C_i) \times \left[\left(AW_{ij} \times \frac{f}{FR} \right) + \left(AF_{ij} \times \frac{f}{FR} \right) \right] \quad (\text{eq 2.1})$$

where:

Dose j = the cumulative dose commitment to the total body or any organ, j , from the liquid effluents for the total time period, in mrem.

Δt = the length of the time period of actual releases, over which C_i and f are averaged for all liquid releases, in hours.

C_i = the average concentration of radionuclide, i , in undiluted liquid effluent during time period Δt from any liquid release, in $\mu\text{Ci/ml}$.

f = undiluted liquid waste flow, in gpm.

FR = actual river flowrate during the period of release or average river flowrate for the month the release is occurring, in gpm.

AW_{ij} and AF_{ij} = the site-related ingestion dose commitment factor to the total body or any organ, j , for each identified principle gamma and beta emitter, in mrem/hr per $\mu\text{Ci/ml}$. AW is the factor for the water pathway and AF is the factor for the fish pathway.

Values for AW_{ij} are determined by the following equation:

$$AW_{ij} = (1.14\text{E}5) \times (U_w) \times (DF_{ij}) \quad (\text{eq 2.2})$$

where:

$$1.45\text{E}5 = (1.0\text{E}6 \text{ pCi}/\mu\text{Ci}) \times (1.0\text{E}3 \text{ ml/kg}) \times (8760 \text{ hr/yr})$$

U_w = Water consumption rate for adult is 730 kg/yr (Reg. Guide 1.109, Rev. 1).

DF_{ij} = ingestion dose conversion factor for radionuclide, i , for adults total body and for "worst case" organ, j , in mrem/pCi, from Table 2.1 (Reg. Guide 1.109)

Values for AF_{ij} are determined by the following equation:

$$AF_{ij} = (1.14E5) \times (U_f) \times (DF_{ij}) \times (BF_i) \quad (\text{eq 2.2.2})$$

where:

$1.14E5$ = defined above

U_f = adult fish consumption, assumed to be 21 kg/yr (Reg. Guide 1.109 Rev. 1).

DF_{ij} = ingestion dose conversion factor for radionuclide, i , for adult total body and for "worst case" organ, j , in mrem/pCi, from Table 2.1 (Reg. Guide 1.109, Rev. 1).

BF_i = Bioaccumulation factor for radionuclide, i , in fish, in pCi/kg per pCi/L from Table 2.2 (Reg. Guide 1.109, Rev. 1).

2.2 Liquid Radwaste System Dose Calcs Once/Month

ODCM Part I Control 2.2.1.3 requires that appropriate portions of a liquid radwaste treatment system shall be used to reduce the radioactive materials in liquid wastes prior to their discharge when the monthly projected doses due to the liquid effluent releases from each unit to unrestricted areas would exceed 0.06 mrem to the total body or 0.2 mrem to any organ in any calendar month. The following calculational method is provided for performing this dose projection.

At least once per month, when liquid releases are in progress or expected, the total dose from all liquid releases anticipated during the next 31 days shall be calculated. If this projected dose exceeds 0.06 mrem to the total body or 0.2 mrem to any organ, appropriate portions of a Liquid Radwaste Treatment System, as defined in Section 3.1, shall be used to reduce radioactivity levels prior to release.

2.3 Alternative Liquid Dose Calculational Methodology

As an alternative, models in, or based upon, those presented in Regulatory Guide 1.109 (Rev. 1) may be used to make a comprehensive dose assessment. Default parameter values from Reg. Guide 1.109 (Rev. 1) and/or actual site specific data are used where applicable.

TABLE 2.1

Page 1 of 3

Liquid Dose Conversion Factors (DCF): DF_{ij} Ingestion Dose Factors for Adults*
(MREM Per pCi Ingested)

NUCLIDE		BONE	LIVER	T. BODY	THYROID	KIDNEY	LUNG	GI-LLI
H	3	NO DATA	1.05E-07	1.05E-07	1.05E-07	1.05E-07	1.05E-07	1.05E-07
C	14	2.84E-06	5.68E-07	5.68E-07	5.68E-07	5.68E-07	5.68E-07	5.68E-07
NA	24	1.70E-06	1.70E-06	1.70E-06	1.70E-06	1.70E-06	1.70E-06	1.70E-06
CR	51	NO DATA	NO DATA	2.66E-09	1.59E-09	5.86E-10	3.53E-09	6.69E-07
MN	54	NO DATA	4.57E-06	8.72E-07	NO DATA	1.36E-06	NO DATA	1.40E-05
MN	56	NO DATA	1.15E-07	2.04E-08	NO DATA	1.46E-07	NO DATA	3.67E-06
FE	55	2.75E-06	1.90E-06	4.43E-07	NO DATA	NO DATA	1.06E-06	1.09E-06
FE	59	4.34E-06	1.02E-05	3.91E-06	NO DATA	NO DATA	2.85E-06	3.40E-05
CO	58	NO DATA	7.45E-07	1.67E-06	NO DATA	NO DATA	NO DATA	1.51E-05
CO	60	NO DATA	2.14E-06	4.72E-06	NO DATA	NO DATA	NO DATA	4.02E-05
NI	63	1.30E-04	9.01E-06	4.36E-06	NO DATA	NO DATA	NO DATA	1.88E-06
NI	65	5.28E-07	6.86E-08	3.13E-08	NO DATA	NO DATA	NO DATA	1.74E-06
CU	64	NO DATA	8.33E-08	3.91E-08	NO DATA	2.10E-07	NO DATA	7.10E-06
ZN	65	4.84E-06	1.54E-05	6.96E-06	NO DATA	1.03E-05	NO DATA	9.70E-06
ZN	69	1.03E-08	1.97E-08	1.37E-09	NO DATA	1.28E-08	NO DATA	2.96E-09
BR	83	NO DATA	NO DATA	4.02E-08	NO DATA	NO DATA	NO DATA	5.79E-08
BR	84	NO DATA	NO DATA	5.21E-08	NO DATA	NO DATA	NO DATA	4.09E-13
BR	85	NO DATA	NO DATA	2.14E-09	NO DATA	NO DATA	NO DATA	1.7E-24
RB	86	NO DATA	2.11E-05	9.83E-06	NO DATA	NO DATA	NO DATA	4.16E-06
RB	88	NO DATA	6.05E-08	3.21E-08	NO DATA	NO DATA	NO DATA	8.36E-19
RB	89	NO DATA	4.01E-08	2.82E-08	NO DATA	NO DATA	NO DATA	2.33E-21
SR	89	3.08E-04	NO DATA	8.84E-06	NO DATA	NO DATA	NO DATA	4.94E-05
SR	90	7.58E-03	NO DATA	1.86E-03	NO DATA	NO DATA	NO DATA	2.19E-04
SR	91	5.67E-06	NO DATA	2.29E-07	NO DATA	NO DATA	NO DATA	2.70E-05
SR	92	2.15E-06	NO DATA	9.30E-08	NO DATA	NO DATA	NO DATA	4.26E-05
Y	90	9.62E-09	NO DATA	2.58E-10	NO DATA	NO DATA	NO DATA	1.02E-04

TABLE 2.1

Page 2 of 3

Liquid Dose Conversion Factors (DCF): DF_{ij} Ingestion Dose Factors for Adults*
(MREM Per pCi Ingested)

NUCLIDE		BONE	LIVER	T. BODY	THYROID	KIDNEY	LUNG	GI-LLI
Y	91M	9.09E-11	NO DATA	3.52E-12	NO DATA	NO DATA	NO DATA	2.67E-10
Y	91	1.41E-07	NO DATA	3.77E-09	NO DATA	NO DATA	NO DATA	7.76E-05
Y	92	8.45E-10	NO DATA	2.47E-11	NO DATA	NO DATA	NO DATA	1.48E-05
Y	93	2.68E-09	NO DATA	7.40E-11	NO DATA	NO DATA	NO DATA	8.50E-05
ZR	95	3.04E-08	9.75E-09	6.60E-09	NO DATA	1.53E-08	NO DATA	3.09E-05
ZR	97	1.68E-09	3.39E-10	1.55E-10	NO DATA	5.12E-10	NO DATA	1.05E-04
NB	95	6.22E-09	3.46E-09	1.86E-09	NO DATA	3.42E-09	NO DATA	2.10E-05
MO	99	NO DATA	4.31E-06	8.20E-07	NO DATA	9.76E-06	NO DATA	9.99E-06
TC	99M	2.47E-10	6.98E-10	8.89E-09	NO DATA	1.06E-08	3.42E-10	4.13E-07
TC	101	2.54E-10	3.66E-10	3.59E-09	NO DATA	6.59E-09	1.87E-10	1.10E-21
RU	103	1.85E-07	NO DATA	7.97E-08	NO DATA	7.06E-07	NO DATA	2.16E-05
RU	105	1.54E-08	NO DATA	6.08E-09	NO DATA	1.99E-07	NO DATA	9.42E-06
RU	106	2.75E-06	NO DATA	3.48E-07	NO DATA	5.31E-06	NO DATA	1.78E-04
AG	110M	1.60E-07	1.48E-07	8.79E-08	NO DATA	2.91E-07	NO DATA	6.04E-05
SB	125	1.79E-06	2.00E-08	4.26E-07	1.82E-09	0.0	1.38E-06	1.97E-05
TE	125M	2.68E-06	9.71E-07	3.59E-07	8.06E-07	1.09E-05	NO DATA	1.07E-05
TE	127M	6.77E-06	2.42E-06	8.25E-07	1.73E-06	2.75E-05	NO DATA	2.27E-05
TE	127	1.10E-07	3.95E-08	2.38E-08	8.15E-08	4.48E-07	NO DATA	8.68E-06
TE	129M	1.15E-05	4.29E-06	1.82E-06	3.95E-06	4.80E-05	NO DATA	5.79E-05
TE	129	3.14E-08	1.18E-08	7.65E-09	2.41E-08	1.32E-07	NO DATA	2.37E-08
TE	131M	1.73E-06	8.46E-07	7.05E-07	1.34E-06	8.57E-06	NO DATA	8.40E-05
TE	131	1.97E-08	8.23E-09	6.22E-09	1.62E-08	8.63E-08	NO DATA	2.79E-09
TE	132	2.52E-06	1.63E-06	1.53E-06	1.80E-06	1.57E-05	NO DATA	7.71E-05
I	130	7.56E-07	2.23E-06	8.80E-07	1.89E-04	3.48E-06	NO DATA	1.92E-06
I	131	4.16E-06	5.95E-06	3.41E-06	1.95E-03	1.02E-05	NO DATA	1.57E-06
I	132	2.03E-07	5.43E-07	1.90E-07	1.90E-05	8.65E-07	NO DATA	1.02E-07
I	133	1.42E-06	2.47E-06	7.53E-07	3.63E-04	4.31E-06	NO DATA	2.22E-06
I	134	1.06E-07	2.88E-07	1.03E-07	4.99E-06	4.58E-07	NO DATA	2.51E-10

TABLE 2.1

Page 3 of 3

Liquid Dose Conversion Factors (DCF): DF_{ij} Ingestion Dose Factors for Adults*
(MREM Per pCi Ingested)

NUCLIDE		BONE	LIVER	T. BODY	THYROID	KIDNEY	LUNG	GI-LLI
I	135	4.43E-07	1.16E-06	4.28E-07	7.65E-05	1.86E-06	NO DATA	1.31E-06
CS	134	6.22E-05	1.48E-04	1.21E-04	NO DATA	4.79E-05	1.59E-05	2.59E-06
CS	136	6.51E-06	2.57E-05	1.85E-05	NO DATA	1.43E-05	1.96E-06	2.92E-06
CS	137	7.97E-05	1.09E-04	7.14E-05	NO DATA	3.70E-05	1.23E-05	2.11E-06
CS	138	5.52E-08	1.09E-07	5.40E-08	NO DATA	8.01E-08	7.91E-09	4.65E-13
BA	139	9.70E-08	6.91E-11	2.84E-09	NO DATA	6.46E-11	3.92E-11	1.72E-07
BA	140	2.03E-05	2.55E-08	1.33E-06	NO DATA	8.67E-09	1.46E-08	4.18E-05
BA	141	4.71E-08	3.56E-11	1.59E-09	NO DATA	3.31E-11	2.02E-11	2.22E-17
BA	142	2.13E-08	2.19E-11	1.34E-09	NO DATA	1.85E-11	1.24E-11	3.00E-26
LA	140	2.50E-09	1.26E-09	3.33E-10	NO DATA	NO DATA	NO DATA	9.25E-05
LA	142	1.28E-10	5.82E-11	1.45E-11	NO DATA	NO DATA	NO DATA	4.25E-07
CE	141	9.36E-09	6.33E-09	7.18E-10	NO DATA	2.94E-09	NO DATA	2.42E-05
CE	143	1.65E-09	1.22E-06	1.35E-10	NO DATA	5.37E-10	NO DATA	4.56E-05
CE	144	4.88E-07	2.04E-07	2.62E-08	NO DATA	1.21E-07	NO DATA	1.65E-04
PR	143	9.20E-09	3.69E-09	4.56E-10	NO DATA	2.13E-09	NO DATA	4.03E-05
PR	144	3.01E-11	1.25E-11	1.53E-12	NO DATA	7.05E-12	NO DATA	4.33E-18
ND	147	6.29E-09	7.27E-09	4.35E-10	NO DATA	4.25E-09	NO DATA	3.49E-05
W	187	1.03E-07	8.61E-08	3.01E-08	NO DATA	NO DATA	NO DATA	2.82E-05
NP	239	1.19E-09	1.17E-10	6.45E-11	NO DATA	3.65E-10	NO DATA	2.40E-05

* Dose factors of internal exposure are for continuous intake over a one-year period and include the dose commitment over a 50-year period; from Reg. Guide 1.109 (Rev. 1). Additional dose factors for nuclides not included in this table may be obtained from NUREG-0172.

TABLE 2.2

Page 1 of 1

Bioaccumulation Factors, BF_i

Bioaccumulation Factors to be Used in the Absence of Site-Specific Data*
(pCi/kg per pCi/liter)

ELEMENT	FRESHWATER	
	FISH	INVERTEBRATE
H	9.0E-01	9.0E-01
C	4.6E+03	9.1E+03
NA	1.0E+02	2.0E+02
CR	2.0E+02	2.0E+03
MN	4.0E+02	9.0E+04
FE	1.0E+02	3.2E+03
CO	5.0E+01	2.0E+02
NI	1.0E+02	1.0E+02
CU	5.0E+01	4.0E+02
ZN	2.0E+03	1.0E+04
BR	4.2E+02	3.3E+02
RB	2.0E+03	1.0E+03
SR	3.0E+01	1.0E+02
Y	2.5E+01	1.0E+03
ZR	3.3E+00	6.7E+00
NB	3.0E+04	1.0E+02
MO	1.0E+01	1.0E+01
TC	1.5E+01	5.0E+00
RU	1.0E+01	3.0E+02
RH	1.0E+01	3.0E+02
*SB	1.0E+00	1.0E+00
TE	4.0E+02	6.1E+03
I	1.5E+01	5.0E+00
CS	2.0E+03	1.0E+03
BA	4.0E+00	2.0E+02
LA	2.5E+01	1.0E+03
CE	1.0E+00	1.0E+03
PR	2.5E+01	1.0E+03
ND	2.5E+01	1.0E+03
W	1.2E+03	1.0E+01
NP	1.0E+01	4.0E+02

*ED Bioaccumulation factor values are taken from Reg. Guide 1.109 (Rev. 1), Table A-1j.

** Sb bioaccumulation factor value is taken from EPRI NP-3840.

SNEC Facility Offsite Dose Calculation Manual

0

3.0 LIQUID EFFLUENT WASTE TREATMENT SYSTEMS

3.1 Liquid Effluent Waste Treatment System

- 3.1.1 There will be no permanently installed liquid radwaste treatment system at SNEC Facility during decommissioning. Liquid radioactive wastes generated during decommissioning will be processed as necessary using temporary systems supplied by GPU Nuclear or by experienced vendors and contractor where appropriate. Temporary waste treatment systems will be connected to tanks for storage of processed water prior to discharge. They will be batch released after they have been verified to meet the limits of Part I Controls 2.2.1.1 and 2.2.1.2.

4.0 GASEOUS EFFLUENT MONITORS

4.1 Particulate Monitor Set Points

Set points for monitors which detect radionuclides other than noble gases are also established to assure that concentrations of these radionuclides in gaseous effluents do not exceed the limits of ODCM Part I Control 2.2.2.1.

Set points are established so as to satisfy the following equations:

$$1500 > (C_i)(F)(P_i)(D_v) \quad (\text{eq 4.1})$$

where:

C_i = set point concentration based on Sr-90, in $\mu\text{Ci/cc}$

F = gaseous effluent flow rate at the monitor, in cc/sec

P_i = pathway dose parameter, in mrem/yr per $\mu\text{Ci/m}^3$ for the inhalation pathway from Table 4.2. The dose factors are based on the actual individual organ and most restrictive age group (child) (NUREG-0133).

NOTE

Appendix A contains P_i calculational methodology.

1500 = annual dose rate limit to any organ from particulates with half lives greater than 8 days in mrem/yr.

D_v = highest sector annual average gaseous dispersion factor (X/Q) at or beyond the unrestricted area boundary from Table 4.1 for all releases. X/Q is used for the inhalation pathway. Maximum values of X/Q presently used are $3.41\text{E-}3 \text{ sec/m}^3$ at Sector N.

The set point concentration is converted to set point scale units on each radiation monitor using appropriate calibration factors.

SNEC Facility Offsite Dose Calculation Manual**0****4.2 Gaseous Effluent Release Points and Gaseous Radiation Monitor Data**

SNEC Facility has one required effluent gaseous radiation monitor. This is RMA-1. Surveillance frequencies for this monitor are specified in Part I of the ODCM.

4.2.1 RMA-1

RMA-1 is an Eberline AMS-3 particulate radiation monitor for the Saxton Containment Vessel Ventilation System Exhaust. The monitor is located in the Rad Monitor enclosure just south of the containment ventilation system filters. Sampling for particulate activity is performed off of the monitor. This radiation monitor is interlocked to the containment ventilation system and will automatically stop the ventilation exhaust fan upon a high radiation alarm, monitor failure, or loss of power to the monitor.

4.2.2 RMA-1 Alarm Setpoint

Sensitivity: $(2.22\text{E}6 \text{ dpm}/\mu\text{Ci})(0.3 \text{ ct/dis})(5\text{E}4 \text{ cc/min}) = 3.33\text{E}10 \frac{\text{cpm/min}}{\mu\text{Ci/cc}}$

Alarm Setpoint: 4000 cpm above background

Alarm Setpoint Basis:

$$c = \frac{1500 \text{ mrem/yr}}{(F)(P)(X/Q)}$$

F = Effluent flow rate (cc/sec)

P_1 = Pathway Dose Parameter for Sr-90 (Inhalation pathway: mrem/yr/ $\mu\text{Ci}/\text{m}^3$)

X/Q = Dispersion Parameter (sec/ m^3)

1500 = Annual Dose Rate limit for unrestricted areas (mrem/yr)

F = 7500 cfm = 3.54E6 cc/sec

$P_1 = 1.01\text{E}8$

X/Q = 3.41E-3

c = Inhalation Pathway Limiting Concentration

$c = 1.23\text{E}-9 \mu\text{Ci/cc}$

Setpoint Calculation

Alarm will activate after 180 minutes with above conditions

$(1.23\text{E}-9 \mu\text{Ci/cc})(3.33\text{E}10 \text{ cpm}/\mu\text{Ci/cc})(180 \text{ min}) = 7380 \text{ cpm}$

The alarm setpoint will be set at 4000 cpm, approximately 50% of the calculated setpoint.

SNEC Facility Offsite Dose Calculation Manual**0****4.3 Control of Gaseous Effluent Releases**

SNEC Facility gaseous effluent combined releases are controlled (per ODCM Part I) by effluent sampling and radiation monitor set points. These measures assure that releases do not combine to produce dose rates at the site boundary exceeding 1500 mrem per year to an organ. The absence of noble gases at the site precludes producing dose rates at the site boundary exceeding 500 mrem per year total body or 3000 mrem per year to the skin. The vent radiation monitor set point is based on a fraction of the above limits so they do not exceed the above limits. This effluent radiation monitor set point is calculated using the methodology described in equation 4.1.

Post-release analyses of samples composited from continuous releases are performed in accordance with ODCM Part I. The results of the analyses are used to assure that the dose rates at the site boundary are maintained within the limits of ODCM Part I.

SNEC Facility Offsite Dose Calculation Manual

0

TABLE 4.1

Page 1 of 1

Results Summary

ATMOSPHERIC DISPERSION FACTORS FOR SNEC FACILITY

GROUND RELEASE
SECTOR AVERAGE X/Q IN SEC/CU.M.DISTANCE
(IN METERS)

TO SECTOR	200	1600	3200	4800	8000	11000	16000	24000	40000	56000	80000
N	3.41E-03	1.10E-04	3.61E-05	1.95E-05	1.15E-05	7.70E-06	5.26E-06	2.98E-06	1.71E-06	1.12E-06	7.46E-07
NNE	1.16E-03	3.70E-05	1.21E-05	6.61E-06	3.83E-06	2.58E-06	1.74E-06	9.83E-07	5.69E-07	3.74E-07	2.48E-07
NE	3.75E-04	1.19E-05	3.88E-06	2.13E-06	1.23E-06	8.24E-07	5.56E-07	3.13E-07	1.81E-07	1.19E-07	7.90E-08
ENE	2.68E-04	8.38E-06	2.72E-06	1.49E-06	8.49E-07	5.71E-07	3.83E-07	2.14E-07	1.25E-07	8.21E-08	5.44E-08
E	3.64E-04	1.15E-05	3.76E-06	2.04E-06	1.18E-06	7.91E-07	5.38E-07	3.03E-07	1.74E-07	1.15E-07	7.62E-08
ESE	8.24E-05	2.55E-06	8.25E-07	4.61E-07	2.57E-07	1.74E-07	1.14E-07	6.38E-08	3.75E-08	2.48E-08	1.64E-08
SE	5.27E-05	1.65E-06	5.36E-07	2.99E-07	1.68E-07	1.14E-07	7.53E-08	4.22E-08	2.48E-08	1.63E-08	1.08E-08
SSE	9.50E-05	2.97E-06	9.65E-07	5.26E-07	3.00E-07	2.01E-07	1.36E-07	7.61E-08	4.40E-08	2.90E-08	1.93E-08
S	2.27E-04	7.12E-06	2.31E-06	1.27E-06	7.24E-07	4.88E-07	3.26E-07	1.83E-07	1.06E-07	7.01E-08	4.64E-08
SSW	2.59E-04	8.01E-06	2.58E-06	1.46E-06	8.06E-07	5.48E-07	3.55E-07	1.98E-07	1.18E-07	7.77E-08	5.12E-08
SW	2.81E-04	8.75E-06	2.83E-06	1.59E-06	8.86E-07	6.00E-07	3.94E-07	2.20E-07	1.30E-07	8.56E-08	5.65E-08
WSW	4.19E-04	1.33E-05	4.33E-06	2.41E-06	1.37E-06	9.30E-07	6.18E-07	3.48E-07	2.04E-07	1.34E-07	8.85E-08
W	1.39E-03	4.44E-05	1.46E-05	7.97E-06	4.63E-06	3.12E-06	2.11E-06	1.19E-06	6.90E-07	4.54E-07	3.00E-07
WNW	1.47E-03	4.71E-05	1.55E-05	8.43E-06	4.92E-06	3.31E-06	2.25E-06	1.27E-06	7.34E-07	4.82E-07	3.20E-07
NW	9.91E-04	3.18E-05	1.04E-05	5.71E-06	3.32E-06	2.24E-06	1.52E-06	8.56E-07	4.95E-07	3.25E-07	2.15E-07
NNW	1.62E-03	5.21E-05	1.71E-05	9.32E-06	5.45E-06	3.66E-06	2.49E-06	1.41E-06	8.13E-07	5.34E-07	3.54E-07

GROUND RELEASE
SECTOR AVERAGE D/Q IN 1/SQ.M.DISTANCE
(IN METERS)

TO SECTOR	200	1600	3200	4800	8000	11000	16000	24000	40000	56000	80000
N	2.56E-07	9.86E-09	2.96E-09	1.40E-09	5.42E-10	3.23E-10	1.72E-10	9.20E-11	3.55E-11	1.83E-11	9.86E-12
NNE	2.07E-07	7.98E-09	2.39E-09	1.13E-09	4.39E-10	2.61E-10	1.40E-10	7.45E-11	2.87E-11	1.48E-11	7.98E-12
NE	1.14E-07	4.40E-09	1.32E-09	6.24E-10	2.42E-10	1.44E-10	7.70E-11	4.11E-11	1.58E-11	8.18E-12	4.40E-12
ENE	1.55E-07	5.96E-09	1.79E-09	8.44E-10	3.28E-10	1.95E-10	1.04E-10	5.56E-11	2.15E-11	1.11E-11	5.96E-12
E	1.24E-07	4.75E-09	1.43E-09	6.73E-10	2.61E-10	1.55E-10	8.31E-11	4.43E-11	1.71E-11	8.82E-12	4.75E-12
ESE	3.31E-08	1.27E-09	3.82E-10	1.80E-10	7.00E-11	4.17E-11	2.23E-11	1.19E-11	4.58E-12	2.36E-12	1.27E-12
SE	2.15E-08	8.28E-10	2.48E-10	1.17E-10	4.55E-11	2.71E-11	1.45E-11	7.72E-12	2.98E-12	1.54E-12	8.28E-13
SSE	4.27E-08	1.64E-09	4.93E-10	2.33E-10	9.03E-11	5.38E-11	2.87E-11	1.53E-11	5.91E-12	3.05E-12	1.64E-12
S	8.77E-08	3.37E-09	1.01E-09	4.78E-10	1.85E-10	1.10E-10	5.90E-11	3.15E-11	1.21E-11	6.26E-12	3.37E-12
SSW	9.24E-08	3.55E-09	1.07E-09	5.03E-10	1.95E-10	1.16E-10	6.22E-11	3.32E-11	1.28E-11	6.60E-12	3.55E-12
SW	7.28E-08	2.80E-09	8.40E-10	3.97E-10	1.54E-10	9.17E-11	4.90E-11	2.61E-11	1.01E-11	5.20E-12	2.80E-12
WSW	5.05E-08	1.94E-09	5.83E-10	2.75E-10	1.07E-10	6.35E-11	3.40E-11	1.81E-11	6.99E-12	3.61E-12	1.94E-12
W	9.98E-08	3.84E-09	1.15E-09	5.44E-10	2.11E-10	1.26E-10	6.72E-11	3.58E-11	1.38E-11	7.13E-12	3.84E-12
WNW	1.08E-07	4.14E-09	1.24E-09	5.86E-10	2.28E-10	1.35E-10	7.24E-11	3.86E-11	1.49E-11	7.68E-12	4.14E-12
NW	8.23E-08	3.16E-09	9.49E-10	4.48E-10	1.74E-10	1.04E-10	5.54E-11	2.35E-11	1.14E-11	5.88E-12	3.16E-12
NNW	1.08E-07	4.16E-09	1.25E-09	5.90E-10	2.29E-10	1.36E-10	7.29E-11	3.89E-11	1.50E-11	7.73E-12	4.16E-12

TABLE 4.2

Page 1 of 1

Dose Parameters for Radioiodines and Radioactive
Particulate in Gaseous Effluents*

NUCLIDE	CRITICAL ORGAN	ORGAN FACTOR	PI***	NUCLIDE	CRITICAL ORGAN	ORGAN FACTOR	PI***
H-3**	TOTAL BODY	3.04E-07	1.12E+03	RU-103	LUNG	1.79E-04	6.62E+05
C-14	BONE	9.70E-06	3.59E+04	RU-105	GI-LLI	2.69E-05	9.95E+04
NA-24	TOTAL BODY	4.35E-06	1.61E+04	RU-106	LUNG	3.87E-03	1.43E+07
P-32	BONE	7.04E-04	2.60E+06	AG-110M	LUNG	1.48E-03	5.48E+06
CR-51	LUNG	4.59E-06	1.70E+04	TE-125M	LUNG	1.29E-04	4.77E+05
MN-54	LUNG	4.26E-04	1.58E+06	SB-125	LUNG	6.27E-04	2.32E+06
MN-56	GI-LLI	3.33E-05	1.23E+05	TE-127M	LUNG	4.00E-04	1.48E+06
FE-55	LUNG	3.00E-05	1.11E+05	TE-127	LUNG	1.52E-05	5.62E+04
FE-59	LUNG	3.43E-04	1.27E+06	TE-129M	GI-LLI	4.76E-04	1.76E+06
CO-58	LUNG	2.99E-04	1.11E+06	TE-129	LUNG	6.89E-06	2.55E+04
CO-60	LUNG	1.91E-03	7.07E+06	TE-131M	GI-LLI	8.32E-05	3.08E+05
NI-63	BONE	2.22E-04	8.21E+05	TE-131	LUNG	5.55E-07	2.05E+03
NI-65	GI-LLI	2.27E-05	8.40E+04	TE-132	LUNG	1.02E-04	3.77E+05
CU-64	GI-LLI	9.92E-06	3.67E+04	I-130	THYROID	4.99E-04	1.85E+06
ZN-65	LUNG	2.69E-04	9.95E+05	I-131	THYROID	4.39E-03	1.62E+07
ZN-69	GI-LLI	2.75E-06	1.02E+04	I-132	THYROID	5.23E-05	1.94E+05
BR-83	TOTAL BODY	1.28E-07	4.74E+02	I-133	THYROID	1.04E-03	3.85E+06
BR-84	TOTAL BODY	1.48E-07	5.48E+02	I-134	THYROID	1.37E-05	5.07E+04
BR-85	TOTAL BODY	6.84E-09	2.53E+01	I-135	THYROID	2.14E-04	7.92E+05
RB-86	LIVER	5.36E-05	1.98E+05	CS-134	LIVER	2.74E-04	1.01E+06
RB-88	LIVER	1.52E-07	5.62E+02	CS-136	LIVER	4.62E-05	1.71E+05
RB-89	LIVER	9.33E-08	3.45E+02	CS-137	BONE	2.45E-04	9.07E+05
SR-89	LUNG	5.89E-04	2.16E+06	CS-138	LIVER	2.27E-07	8.40E+02
SR-90	BONE	2.73E-02	1.01E+08	BA-139	GI-LLI	1.56E-05	5.77E+04
SR-91	GI-LLI	4.70E-05	1.74E+05	BA-140	LUNG	4.71E-04	1.74E+06
SR-92	GI-LLI	6.55E-05	2.42E+05	BA-141	LUNG	7.89E-07	2.92E+03
Y-90	GI-LLI	7.24E-05	2.68E+05	BA-142	LUNG	4.44E-07	1.64E+03
Y-91M	LUNG	7.60E-07	2.81E+03	LA-140	GI-LLI	6.10E-05	2.26E+05
Y-91	LUNG	7.10E-04	2.63E+06	LA-142	GI-LLI	2.05E-05	7.59E+04
Y-92	GI-LLI	6.46E-05	2.39E+05	CE-141	LUNG	1.47E-04	5.44E+05
Y-93	GI-LLI	1.05E-04	3.89E+05	CE-143	GI-LLI	3.44E-05	1.27E+05
ZR-95	LUNG	6.03E-04	2.23E+06	CE-144	LUNG	3.23E-03	1.20E+07
ZR-97	GI-LLI	9.49E-05	3.51E+05	PR-143	LUNG	1.17E-04	4.33E+05
NB-95	LUNG	1.66E-04	6.14E+05	PR-144	LUNG	4.23E-07	1.57E+03
MO-99	LUNG	3.66E-05	1.35E+05	ND-147	LUNG	8.87E-05	3.28E+05
TC-99M	GI-LLI	1.30E-06	4.81E+03	W-187	GI-LLI	2.46E-05	9.10E+04
TC-101	LUNG	1.58E-07	5.85E+02	NP-239	GI-LLI	1.73E-05	6.40E+04

* The listed dose parameters are for radionuclides, other than noble gases that may be detected in gaseous effluents. PI factors include the inhalation pathway and are based on the most restrictive age group (child) critical organ. Additional dose parameters for nuclides not included in this Table may be calculated using the methodology described in NUREG-0133.

** Tritium dose factors include an increase of 50% to account for the additional amount of this nuclide absorbed through the skin.

*** rem/year per $\mu\text{Ci}/\text{m}^3$

SNEC Facility Offsite Dose Calculation Manual

0

5.0 GASEOUS EFFLUENT DOSE ASSESSMENT5.1 Gaseous Effluents - Instantaneous Release Limits5.1.1 Tritium and Radionuclides in Particulate Form, with Half-Lives Greater than 8 Days

For Tritium and Radionuclides in Particulate Form, with half-lives greater than 8 days, the following equation applies:

$$\text{DOSE RATE}_{IP} = \sum (P_i)(D_v)(Q_i) \quad (\text{eq 5.1})$$

where:

Dose Rate_{IP} = mrem/year organ dose rate.

P_i = dose parameter for Tritium and Radionuclides in Particulate Form, with half-lives greater than 8 days, for the inhalation pathway, in mrem/yr per $\mu\text{Ci}/\text{m}^3$, from Table 4.2. The dose factors are based on the critical individual organ and most restrictive age group (child).

D_v = highest sector annual average gaseous dispersion factor (X/Q) at or beyond the unrestricted area boundary, in sec/m^3 , from Table 4.1 for all releases. X/Q is used for the inhalation pathway. Maximum values of X/Q presently used are $3.41\text{E}-3 \text{ sec}/\text{m}^3$, at Sector N.

Q_i = release rate of each radionuclide, i , in $\mu\text{Ci}/\text{sec}$. Calculated using the concentration of each radionuclide, i , in $\mu\text{Ci}/\text{cc}$, times the release pathway flow rate, in cc/second .

5.2 Gaseous Effluents - 10 CFR 50 Appendix I5.2.1 Tritium and Radionuclides in Particulate Form, with Half-Lives Greater than 8 Days

The dose to an individual from Tritium and Radionuclides in Particulate Form with half-lives greater than 8 days in gaseous effluents released from the site to an unrestricted area is determined by solving the following expression:

$$\text{DOSE}_O = \sum (R_i)(D_v)(Q_i)(3.17\text{E} - 8) \quad (\text{eq 5.2})$$

where:

Dose_O = dose to all real pathways, p , to organ, o , of an individual in age group, a , from Tritium and Radionuclides in Particulate Form, with half-lives greater than 8 days, in mrem, during any desired time period.

R_i = the dose factor for each identified radionuclide, i , pathway, p , age group, a , and organ, o , in mrem/yr per $\mu\text{Ci}/\text{m}^3$ for the inhalation pathway and $\text{m}^2\text{-rem}/\text{yr}$ per $\mu\text{Ci}/\text{sec}$ for other pathways, from Tables 5.2 to 5.7.

SAXTON NUCLEAR	Saxton Nuclear Experimental Corporation Facility Policy and Procedure Manual	Number 6575-PLN-4542.08
Title SNEC Facility Offsite Dose Calculation Manual	Revision No. 0	

NOTE

Tritium, H-3, dose factor is mrem/year per $\mu\text{Ci}/\text{m}^3$ for all pathways.

D_v = highest sector annual average gaseous dispersion factor (X/Q) at or beyond the unrestricted area boundary, in sec/m^3 , for the inhalation pathway, and D/Q, in m^{-2} , for other pathways. Table 4.1 is used for all releases. Maximum value of X/Q presently used is $3.41\text{E-}3 \text{ sec}/\text{m}^3$ at Sector N. Maximum value of D/Q in m^{-2} is $2.56\text{E-}7 \text{ m}^{-2}$ at Sector N.

$D_v(\text{H-3})$ = In the case of H-3 only the X/Q's are used for all pathways from Table 4.1 for all releases.

Q_i = release of Tritium and Radionuclides, i, in Particulate Form with half-lives greater than 8 days, in μCi , cumulative over the specified time period ($\mu\text{Ci}/\text{second} * \text{seconds}$).

$3.17\text{E-}8$ = inverse of the number of seconds in a year.

5.3 Ventilation Exhaust Treatment System Dose Calculations Once per Month

ODCM Part I Surveillance 2.2.2.3 requires that doses due to gaseous releases from the unit be projected monthly. The following calculational method is provided for performing this dose projection.

At least once per month the maximum organ dose for the quarter-to-date will be divided by the number of days into the quarter and multiplied by 31. Also, this dose projection shall include the estimated dose due to any anticipated unusual release during the period for which the projection is made. If these projected doses exceed the value listed above, appropriate portions of the Ventilation Exhaust Treatment System shall be used to reduce radioactivity levels prior to release.

At the discretion of Radiological Engineering, time periods other than the current quarter-to-date may be used to project doses if the dose per day in the current quarter-to-date is not believed to be representative of the dose per day projected for the next month.

5.4 Alternative Dose Calculational Methodologies for Gaseous Effluents

As an alternative to the methods described above, the models in/or based upon, those presented in Regulatory Guide 1.109 (Rev. 1) may be used to make a comprehensive dose assessment. Default parameter values from Regulatory Guide 1.109 (Rev. 1) and/or actual site specific data can be used where applicable.

SNEC Facility Offsite Dose Calculation Manual

0

TABLE 5.2.1

Page 1 of 1

Pathway Dose Factors, R_i

AGE GROUP: INFANT

PATHWAY: INHALATION

NUCLIDE	ORGAN DOSE FACTORS: mrem/year per $\mu\text{Ci}/\text{m}^3$						
	BONE	LIVER	T.BODY	THYROID	KIDNEY	LUNG	GI-LLI
H-3	0.00E+00	6.47E+02	6.47E+02	6.47E+02	6.47E+02	6.47E+02	6.47E+02
C-14	2.65E+04	5.31E+03	5.31E+03	5.31E+03	5.31E+03	5.31E+03	5.31E+03
CR-51	0.00E+00	0.00E+00	8.95E+01	5.75E+01	1.32E+01	1.28E+04	3.57E+02
MN-54	0.00E+00	2.53E+04	4.98E+03	0.00E+00	4.98E+03	1.00E+06	7.06E+03
FE-55	1.97E+04	1.17E+04	3.33E+03	0.00E+00	0.00E+00	8.69E+04	1.09E+03
FE-59	1.36E+04	2.35E+04	9.48E+03	0.00E+00	0.00E+00	1.02E+06	2.48E+04
CO-58	0.00E+00	1.22E+03	1.82E+03	0.00E+00	0.00E+00	7.77E+05	1.11E+04
CO-60	0.00E+00	8.02E+03	1.18E+04	0.00E+00	0.00E+00	4.51E+06	3.19E+04
NI-63	3.39E+05	2.04E+04	1.16E+04	0.00E+00	0.00E+00	2.09E+05	2.42E+03
ZN-65	1.93E+04	6.26E+04	3.11E+04	0.00E+00	3.25E+04	6.47E+05	5.14E+04
RB-86	0.00E+00	1.90E+05	8.82E+04	0.00E+00	0.00E+00	0.00E+00	3.04E+03
SR-89	3.98E+05	0.00E+00	1.14E+04	0.00E+00	0.00E+00	2.03E+06	6.40E+04
SR-90	4.09E+07	0.00E+00	2.59E+06	0.00E+00	0.00E+00	1.12E+07	1.31E+05
Y-91	5.88E+05	0.00E+00	1.57E+04	0.00E+00	0.00E+00	2.45E+06	7.03E+04
ZR-95	1.15E+05	2.79E+04	2.03E+04	0.00E+00	3.11E+04	1.75E+06	2.17E+04
NB-95	1.57E+04	6.43E+03	3.78E+03	0.00E+00	4.72E+03	4.79E+05	1.27E+04
RU-103	2.02E+03	0.00E+00	6.79E+02	0.00E+00	4.24E+03	5.52E+05	1.61E+04
RU-106	8.68E+04	0.00E+00	1.09E+04	0.00E+00	1.07E+05	1.16E+07	1.64E+05
AG-110M	9.98E+03	7.22E+03	5.00E+03	0.00E+00	1.09E+04	3.67E+06	3.30E+04
TE-125M	4.76E+03	1.99E+03	6.58E+02	1.62E+03	0.00E+00	4.47E+05	1.29E+04
TE-127M	1.67E+04	6.90E+03	2.07E+03	4.87E+03	3.75E+04	1.31E+06	2.73E+04
TE-129M	1.41E+04	6.09E+03	2.23E+03	5.47E+03	3.18E+04	1.68E+06	6.90E+04
I-131	3.79E+04	4.44E+04	1.96E+04	1.48E+07	5.18E+04	0.00E+00	1.06E+03
I-133	1.32E+04	1.92E+04	5.60E+03	3.56E+06	2.24E+04	0.00E+00	2.16E+03
CS-134	3.96E+05	7.03E+05	7.45E+04	0.00E+00	1.90E+05	7.97E+04	1.33E+03
CS-136	4.83E+04	1.35E+05	5.29E+04	0.00E+00	5.64E+04	1.18E+04	1.43E+03
CS-137	5.49E+05	6.12E+05	4.55E+04	0.00E+00	1.72E+05	7.13E+04	1.33E+03
BA-140	5.60E+04	5.60E+01	2.90E+03	0.00E+00	1.34E+01	1.60E+06	3.84E+04
CE-141	2.77E+04	1.67E+04	1.99E+03	0.00E+00	5.25E+03	5.17E+05	2.16E+04
CE-144	3.19E+06	1.21E+06	1.76E+05	0.00E+00	5.38E+05	9.84E+06	1.48E+05
PR-143	1.40E+04	5.24E+03	6.99E+02	0.00E+00	1.97E+03	4.33E+05	3.72E+04
ND-147	7.94E+03	8.13E+03	5.00E+02	0.00E+00	3.15E+03	3.22E+05	3.12E+04

SNEC Facility Offsite Dose Calculation Manual

0

TABLE 5.2.2

Page 1 of 1

Pathway Dose Factors, R_i

AGE GROUP: CHILD

PATHWAY: INHALATION

NUCLIDE	ORGAN DOSE FACTORS: mrem/year per $\mu\text{Ci}/\text{m}^3$						
	BONE	LIVER	T.BODY	THYROID	KIDNEY	LUNG	GI-LLI
H-3	0.00E+00	1.12E+03	1.12E+03	1.12E+03	1.12E+03	1.12E+03	1.12E+03
C-14	3.59E+04	6.73E+03	6.73E+03	6.73E+03	6.73E+03	6.73E+03	6.73E+03
CR-51	0.00E+00	0.00E+00	1.54E+02	8.55E+01	2.43E+01	1.70E+04	1.08E+03
MN-54	0.00E+00	4.29E+04	9.51E+03	0.00E+00	1.00E+04	1.58E+06	2.29E+04
FE-55	4.74E+04	2.52E+04	7.77E+03	0.00E+00	0.00E+00	1.11E+05	2.87E+03
FE-59	2.07E+04	3.34E+04	1.67E+04	0.00E+00	0.00E+00	1.27E+06	7.07E+04
CO-58	0.00E+00	1.77E+03	3.16E+03	0.00E+00	0.00E+00	1.11E+06	3.44E+04
CO-60	0.00E+00	1.31E+04	2.26E+04	0.00E+00	0.00E+00	7.07E+06	9.62E+04
NI-63	8.21E+05	4.63E+04	2.80E+04	0.00E+00	0.00E+00	2.75E+05	6.33E+03
ZN-65	4.26E+04	1.13E+05	7.03E+04	0.00E+00	7.14E+04	9.95E+05	1.63E+04
RB-86	0.00E+00	1.98E+05	1.14E+05	0.00E+00	0.00E+00	0.00E+00	7.99E+03
SR-89	5.99E+05	0.00E+00	1.72E+04	0.00E+00	0.00E+00	2.16E+06	1.67E+05
SR-90	1.01E+08	0.00E+00	6.44E+06	0.00E+00	0.00E+00	1.48E+07	3.43E+05
Y-91	9.14E+05	0.00E+00	2.44E+04	0.00E+00	0.00E+00	2.63E+06	1.84E+05
ZR-95	1.90E+05	4.18E+04	3.70E+04	0.00E+00	5.96E+04	2.23E+06	6.11E+04
NB-95	2.35E+04	9.18E+03	6.55E+03	0.00E+00	8.62E+03	6.14E+05	3.70E+04
RU-103	2.79E+03	0.00E+00	1.07E+03	0.00E+00	7.03E+03	6.62E+05	4.48E+04
RU-106	1.36E+05	0.00E+00	1.69E+04	0.00E+00	1.84E+05	1.43E+07	4.29E+05
AG-110M	1.69E+04	1.14E+04	9.14E+03	0.00E+00	2.12E+04	5.48E+06	1.00E+05
TE-125M	6.73E+03	2.33E+03	9.14E+02	1.92E+03	0.00E+00	4.77E+05	3.38E+04
TE-127M	2.49E+04	8.55E+03	3.02E+03	6.07E+03	6.36E+04	1.48E+06	7.14E+04
TE-129M	1.92E+04	6.85E+03	3.04E+03	6.33E+03	5.03E+04	1.76E+06	1.82E+05
I-131	4.81E+04	4.81E+04	2.73E+04	1.62E+07	7.88E+04	0.00E+00	2.84E+03
I-133	1.66E+04	2.03E+04	7.70E+03	3.85E+06	3.38E+04	0.00E+00	5.48E+03
CS-134	6.51E+05	1.01E+06	2.25E+05	0.00E+00	3.30E+05	1.21E+05	3.85E+03
CS-136	6.51E+04	1.71E+05	1.16E+05	0.00E+00	9.55E+04	1.45E+04	4.18E+03
CS-137	9.07E+05	8.25E+05	1.28E+05	0.00E+00	2.82E+05	1.04E+05	3.62E+03
BA-140	7.40E+04	6.48E+01	4.33E+03	0.00E+00	2.11E+01	1.74E+06	1.02E+05
CE-141	3.92E+04	1.95E+04	2.90E+03	0.00E+00	8.55E+03	5.44E+05	5.66E+04
CE-144	6.77E+06	2.12E+06	3.61E+05	0.00E+00	1.17E+06	1.20E+07	3.89E+05
PR-143	1.85E+04	5.55E+03	9.14E+02	0.00E+00	3.00E+03	4.33E+05	9.73E+04
ND-147	1.08E+04	8.73E+03	6.81E+02	0.00E+00	4.81E+03	3.28E+05	8.21E+04

TABLE 5.2.3

Page 1 of 1

Pathway Dose Factors, R_i

AGE GROUP: TEEN

PATHWAY: INHALATION

NUCLIDE	ORGAN DOSE FACTORS: mrem/year per $\mu\text{Ci}/\text{m}^3$						
	BONE	LIVER	T.BODY	THYROID	KIDNEY	LUNG	GI-LLI
H-3	0.00E+00	1.27E+03	1.27E+03	1.27E+03	1.27E+03	1.27E+03	1.27E+03
C-14	2.60E+04	4.87E+03	4.87E+03	4.87E+03	4.87E+03	4.87E+03	4.87E+03
CR-51	0.00E+00	0.00E+00	1.35E+02	7.50E+01	3.07E+01	2.10E+04	3.00E+03
MN-54	0.00E+00	5.11E+04	8.40E+03	0.00E+00	1.27E+04	1.98E+06	6.68E+04
FE-55	3.34E+04	2.38E+04	5.54E+03	0.00E+00	0.00E+00	1.24E+05	6.39E+03
FE-59	1.59E+04	3.70E+04	1.43E+04	0.00E+00	0.00E+00	1.53E+06	1.78E+05
CO-58	0.00E+00	2.07E+03	2.78E+03	0.00E+00	0.00E+00	1.34E+06	9.52E+04
CO-60	0.00E+00	1.51E+04	1.98E+04	0.00E+00	0.00E+00	8.72E+06	2.59E+05
NI-63	5.80E+05	4.34E+04	1.98E+04	0.00E+00	0.00E+00	3.07E+05	1.42E+04
ZN-65	3.86E+04	1.34E+05	6.24E+04	0.00E+00	8.64E+04	1.24E+06	4.66E+04
RB-86	0.00E+00	1.90E+05	8.40E+04	0.00E+00	0.00E+00	0.00E+00	1.77E+04
SR-89	4.34E+05	0.00E+00	1.25E+04	0.00E+00	0.00E+00	2.42E+06	3.71E+05
SR-90	1.08E+08	0.00E+00	6.68E+06	0.00E+00	0.00E+00	1.65E+07	7.65E+05
Y-91	6.61E+05	0.00E+00	1.77E+04	0.00E+00	0.00E+00	2.94E+06	4.09E+05
ZR-95	1.46E+05	4.58E+04	3.15E+04	0.00E+00	6.74E+04	2.69E+06	1.49E+05
NB-95	1.86E+04	1.03E+04	5.66E+03	0.00E+00	1.00E+04	7.51E+05	9.68E+04
RU-103	2.10E+03	0.00E+00	8.96E+02	0.00E+00	7.43E+03	7.83E+05	1.09E+05
RU-106	9.84E+04	0.00E+00	1.24E+04	0.00E+00	1.90E+05	1.61E+07	9.60E+05
AG-110M	1.38E+04	1.31E+04	7.99E+03	0.00E+00	2.50E+04	6.75E+06	2.73E+05
TE-125M	4.88E+03	2.24E+03	6.67E+02	1.40E+03	0.00E+00	5.36E+05	7.50E+04
TE-127M	1.80E+04	8.16E+03	2.18E+03	4.38E+03	6.54E+04	1.66E+06	1.59E+05
TE-129M	1.39E+04	6.58E+03	2.25E+03	4.58E+03	5.19E+04	1.98E+06	4.05E+05
I-131	3.54E+04	4.91E+04	2.64E+04	1.46E+07	8.40E+04	0.00E+00	6.49E+03
I-133	1.22E+04	2.05E+04	6.22E+03	2.92E+06	3.59E+04	0.00E+00	1.03E+04
CS-134	5.02E+05	1.13E+06	5.49E+05	0.00E+00	3.75E+05	1.46E+05	9.76E+03
CS-136	5.15E+04	1.94E+05	1.37E+05	0.00E+00	1.10E+05	1.78E+04	1.09E+04
CS-137	6.70E+05	8.48E+05	3.11E+05	0.00E+00	3.04E+05	1.21E+05	8.48E+03
BA-140	5.47E+04	6.70E+01	3.52E+03	0.00E+00	2.28E+01	2.03E+06	2.29E+05
CE-141	2.84E+04	1.90E+04	2.17E+03	0.00E+00	8.88E+03	6.14E+05	1.26E+05
CE-144	4.89E+06	2.02E+06	2.62E+05	0.00E+00	1.21E+06	1.34E+07	8.64E+05
PR-143	1.34E+04	5.31E+03	6.62E+02	0.00E+00	3.09E+03	4.83E+05	2.14E+05
ND-147	7.86E+03	8.56E+03	5.13E+02	0.00E+00	5.02E+03	3.72E+05	1.82E+05

SAXTON NUCLEAR

Saxton Nuclear Experimental Corporation
Facility Policy and Procedure Manual

Number

6575-PLN-4542.08

Title

Revision No.

SNEC Facility Offsite Dose Calculation Manual

0

TABLE 5.2.4

Page 1 of 1

Pathway Dose Factors, R_i

AGE GROUP: ADULT

PATHWAY: INHALATION

NUCLIDE	ORGAN DOSE FACTORS: mrem/year per $\mu\text{Ci}/\text{m}^3$						
	BONE	LIVER	T.BODY	THYROID	KIDNEY	LUNG	GI-LLI
H-3	0.00E+00	1.26E+03	1.26E+03	1.26E+03	1.26E+03	1.26E+03	1.26E+03
C-14	1.82E+04	3.41E+03	3.41E+03	3.41E+03	3.41E+03	3.41E+03	3.41E+03
CR-51	0.00E+00	0.00E+00	1.00E+02	5.95E+01	2.28E+01	1.44E+04	3.32E+03
MN-54	0.00E+00	3.96E+04	6.30E+03	0.00E+00	9.84E+03	1.40E+06	7.74E+04
FE-55	2.46E+04	1.70E+04	3.94E+03	0.00E+00	0.00E+00	7.21E+04	6.03E+03
FE-59	1.18E+04	2.78E+04	1.06E+04	0.00E+00	0.00E+00	1.02E+06	1.88E+05
CO-58	0.00E+00	1.58E+03	2.07E+03	0.00E+00	0.00E+00	9.28E+05	1.06E+05
CO-60	0.00E+00	1.15E+04	1.48E+04	0.00E+00	0.00E+00	5.97E+06	2.85E+05
NI-63	4.32E+05	3.14E+04	1.45E+04	0.00E+00	0.00E+00	1.78E+05	1.34E+04
ZN-65	3.24E+04	1.03E+05	4.66E+04	0.00E+00	6.90E+04	8.64E+05	5.34E+04
RB-86	0.00E+00	1.35E+05	5.90E+04	0.00E+00	0.00E+00	0.00E+00	1.66E+04
SR-89	3.04E+05	0.00E+00	8.72E+03	0.00E+00	0.00E+00	1.40E+06	3.50E+05
SR-90	9.92E+07	0.00E+00	6.10E+06	0.00E+00	0.00E+00	9.60E+06	7.22E+05
Y-91	4.62E+05	0.00E+00	1.24E+04	0.00E+00	0.00E+00	1.70E+06	3.85E+05
ZR-95	1.07E+05	3.44E+04	2.33E+04	0.00E+00	5.42E+04	1.77E+06	1.50E+05
NB-95	1.41E+04	7.82E+03	4.21E+03	0.00E+00	7.74E+03	5.05E+05	1.04E+05
RU-103	1.53E+03	0.00E+00	6.58E+02	0.00E+00	5.83E+03	5.05E+05	1.10E+05
RU-106	6.91E+04	0.00E+00	8.72E+03	0.00E+00	1.34E+05	9.36E+06	9.12E+05
AG-110M	1.08E+04	1.00E+04	5.94E+03	0.00E+00	1.97E+04	4.63E+06	3.02E+05
TE-125M	3.42E+03	1.58E+03	4.67E+02	1.05E+03	1.24E+04	3.14E+05	7.06E+04
TE-127M	1.26E+04	5.77E+03	1.57E+03	3.29E+03	4.58E+04	9.60E+05	1.50E+05
TE-129M	9.76E+03	4.67E+03	1.58E+03	3.44E+03	3.66E+04	1.16E+06	3.83E+05
I-131	2.52E+04	3.58E+04	2.05E+04	1.19E+07	6.13E+04	0.00E+00	6.28E+03
I-133	8.64E+03	1.48E+04	4.52E+03	2.15E+06	2.58E+04	0.00E+00	8.88E+03
CS-134	3.73E+05	8.48E+05	7.28E+05	0.00E+00	2.87E+05	9.76E+04	1.04E+04
CS-136	3.90E+04	1.46E+05	1.10E+05	0.00E+00	8.56E+04	1.20E+04	1.17E+04
CS-137	4.78E+05	6.21E+05	4.28E+05	0.00E+00	2.22E+05	7.52E+04	8.40E+03
BA-140	3.90E+04	4.90E+01	2.57E+03	0.00E+00	1.67E+01	1.27E+06	2.18E+05
CE-141	1.99E+04	1.35E+04	1.53E+03	0.00E+00	6.26E+03	3.62E+05	1.20E+05
CE-144	3.43E+06	1.43E+06	1.84E+05	0.00E+00	8.48E+05	7.78E+06	8.16E+05
PR-143	9.36E+03	3.75E+03	4.64E+02	0.00E+00	2.16E+03	2.81E+05	2.00E+05
ND-147	5.27E+03	6.10E+03	3.65E+02	0.00E+00	3.56E+03	2.21E+05	1.73E+05

TABLE 5.3.1

Page 1 of 1

Pathway Dose Factors, R_i

AGE GROUP: ALL

PATHWAY: GROUND PLANE

NUCLIDE	ORGAN DOSE FACTORS*	
	T.BODY	SKIN
H-3	0.00E+00	0.00E+00
C-14	0.00E+00	0.00E+00
CR-51	4.65E+06	5.50E+06
MN-54	1.39E+09	1.62E+09
FE-55	0.00E+00	0.00E+00
FE-59	2.73E+08	3.21E+08
CO-58	3.79E+08	4.44E+08
CO-60	2.15E+10	2.53E+10
NI-63	0.00E+00	0.00E+00
ZN-65	7.47E+08	8.59E+08
RB-86	8.97E+06	1.03E+07
SR-89	2.16E+04	2.51E+04
SR-90	0.00E+00	0.00E+00
Y-91	1.07E+06	1.21E+06
ZR-95	2.45E+08	2.84E+08
NB-95	1.37E+08	1.61E+08
RU-103	1.08E+08	1.26E+08
RU-106	4.22E+08	5.06E+08
AG-110M	3.44E+09	4.01E+09
TE-125M	1.55E+06	2.13E+06
TE-127M	9.17E+04	1.08E+05
TE-129M	1.98E+07	2.31E+07
I-131	1.72E+07	2.09E+07
I-133	2.45E+06	2.98E+06
CS-134	6.86E+09	8.00E+09
CS-136	1.51E+08	1.71E+08
CS-137	1.03E+10	1.20E+10
BA-140	2.06E+07	2.36E+07
CE-141	1.37E+07	1.54E+07
CE-144	6.96E+07	8.05E+07
PR-143	0.00E+00	0.00E+00
ND-147	8.39E+06	1.01E+07

* m^2 - mrem/year per $\mu\text{Ci/sec}$.

TABLE 5.4.1

Page 1 of 1

Pathway Dose Factors, R_i

AGE GROUP: INFANT

PATHWAY: GRASS-COW-MILK

NUCLIDE	ORGAN DOSE FACTORS: $m^2 - mrem/year$ per $\mu Ci/sec$						
	BONE	LIVER	T.BODY	THYROID	KIDNEY	LUNG	GI-LLI
H-3	0.00E+00	2.38E+03	2.38E+03	2.38E+03	2.38E+03	2.38E+03	2.38E+03
C-14	2.34E+09	5.00E+08	5.00E+08	5.00E+08	5.00E+08	5.00E+08	5.00E+08
CR-51	0.00E+00	0.00E+00	1.61E+05	1.05E+05	2.30E+04	2.05E+05	4.70E+06
MN-54	0.00E+00	3.91E+07	8.85E+06	0.00E+00	8.65E+06	0.00E+00	1.43E+07
FE-55	1.35E+08	8.74E+07	2.34E+07	0.00E+00	0.00E+00	4.27E+07	1.11E+07
FE-59	2.25E+08	3.93E+08	1.55E+08	0.00E+00	0.00E+00	1.16E+08	1.88E+08
CO-58	0.00E+00	2.43E+07	6.06E+07	0.00E+00	0.00E+00	0.00E+00	6.05E+07
CO-60	0.00E+00	8.83E+07	2.08E+08	0.00E+00	0.00E+00	0.00E+00	2.10E+08
NI-63	3.50E+10	2.16E+09	1.21E+09	0.00E+00	0.00E+00	0.00E+00	1.08E+08
ZN-65	5.56E+09	1.91E+10	8.79E+09	0.00E+00	9.24E+09	0.00E+00	1.61E+10
RB-86	0.00E+00	2.23E+10	1.10E+10	0.00E+00	0.00E+00	0.00E+00	5.70E+08
SR-89	1.26E+10	0.00E+00	3.62E+08	0.00E+00	0.00E+00	0.00E+00	2.59E+08
SR-90	1.22E+11	0.00E+00	3.10E+10	0.00E+00	0.00E+00	0.00E+00	1.52E+09
Y-91	7.34E+04	0.00E+00	1.95E+03	0.00E+00	0.00E+00	0.00E+00	5.26E+06
ZR-95	6.81E+03	1.66E+03	1.18E+03	0.00E+00	1.79E+03	0.00E+00	8.27E+05
NB-95	5.94E+05	2.45E+05	1.41E+05	0.00E+00	1.75E+05	0.00E+00	2.07E+08
RU-103	8.68E+03	0.00E+00	2.90E+03	0.00E+00	1.81E+04	0.00E+00	1.06E+05
RU-106	1.91E+05	0.00E+00	2.38E+04	0.00E+00	2.25E+05	0.00E+00	1.45E+06
AG-110M	3.86E+08	2.82E+08	1.87E+08	0.00E+00	4.03E+08	0.00E+00	1.46E+10
TE-125M	1.51E+08	5.05E+07	2.04E+07	5.08E+07	0.00E+00	0.00E+00	7.19E+07
TE-127M	4.22E+08	1.40E+08	5.10E+07	1.22E+08	1.04E+09	0.00E+00	1.70E+08
TE-129M	5.58E+08	1.91E+08	8.59E+07	2.14E+08	1.39E+09	0.00E+00	3.33E+08
I-131	2.72E+09	3.21E+09	1.41E+09	1.05E+12	3.75E+09	0.00E+00	1.15E+08
I-133	3.63E+07	5.29E+07	1.55E+07	9.62E+09	6.22E+07	0.00E+00	8.96E+06
CS-134	3.65E+10	6.81E+10	6.88E+09	0.00E+00	1.75E+10	7.19E+09	1.85E+08
CS-136	1.98E+09	5.83E+09	2.18E+09	0.00E+00	2.32E+09	4.75E+08	8.85E+07
CS-137	5.15E+10	6.03E+10	4.27E+09	0.00E+00	1.62E+10	6.55E+09	1.89E+08
BA-140	2.42E+08	2.42E+05	1.25E+07	0.00E+00	5.75E+04	1.49E+05	5.94E+07
CE-141	4.34E+04	2.65E+04	3.12E+03	0.00E+00	8.17E+03	0.00E+00	1.37E+07
CE-144	2.33E+06	9.53E+05	1.30E+05	0.00E+00	3.85E+05	0.00E+00	1.34E+08
PR-143	1.49E+03	5.56E+02	7.37E+01	0.00E+00	2.07E+02	0.00E+00	7.84E+05
ND-147	8.83E+02	9.07E+02	5.55E+01	0.00E+00	3.50E+02	0.00E+00	5.75E+05

SNEC Facility Offsite Dose Calculation Manual

0

TABLE 5.4.2

Page 1 of 1

Pathway Dose Factors, R_i

AGE GROUP: CHILD

PATHWAY: GRASS-COW-MILK

NUCLIDE	ORGAN DOSE FACTORS: m^2 - mrem/year per $\mu\text{Ci/sec}$						
	BONE	LIVER	T.BODY	THYROID	KIDNEY	LUNG	GI-LLI
H-3	0.00E+00	1.57E+03	1.57E+03	1.57E+03	1.57E+03	1.57E+03	1.57E+03
C-14	1.20E+09	2.39E+08	2.39E+08	2.39E+08	2.39E+08	2.39E+08	2.39E+08
CR-51	0.00E+00	0.00E+00	1.02E+05	5.65E+04	1.54E+04	1.03E+05	5.40E+06
MN-54	0.00E+00	2.10E+07	5.59E+06	0.00E+00	5.89E+06	0.00E+00	1.76E+07
FE-55	1.12E+08	5.94E+07	1.84E+07	0.00E+00	0.00E+00	3.36E+07	1.10E+07
FE-59	1.20E+08	1.95E+08	9.70E+07	0.00E+00	0.00E+00	5.65E+07	2.03E+08
CO-58	0.00E+00	1.21E+07	3.72E+07	0.00E+00	0.00E+00	0.00E+00	7.08E+07
CO-60	0.00E+00	4.32E+07	1.27E+08	0.00E+00	0.00E+00	0.00E+00	2.39E+08
NI-63	2.97E+10	1.59E+09	1.01E+09	0.00E+00	0.00E+00	0.00E+00	1.07E+08
ZN-65	4.14E+09	1.10E+10	6.86E+09	0.00E+00	6.95E+09	0.00E+00	1.94E+09
RB-86	0.00E+00	8.78E+09	5.40E+09	0.00E+00	0.00E+00	0.00E+00	5.65E+08
SR-89	6.63E+09	0.00E+00	1.89E+08	0.00E+00	0.00E+00	0.00E+00	2.57E+08
SR-90	1.12E+11	0.00E+00	2.84E+10	0.00E+00	0.00E+00	0.00E+00	1.51E+09
Y-91	3.91E+04	0.00E+00	1.05E+03	0.00E+00	0.00E+00	0.00E+00	5.21E+06
ZR-95	3.84E+03	8.43E+02	7.51E+02	0.00E+00	1.21E+03	0.00E+00	8.80E+05
NB-95	3.18E+05	1.24E+05	8.86E+04	0.00E+00	1.16E+05	0.00E+00	2.29E+08
RU-103	4.29E+03	0.00E+00	1.65E+03	0.00E+00	1.08E+04	0.00E+00	1.11E+05
RU-106	9.25E+04	0.00E+00	1.15E+04	0.00E+00	1.25E+05	0.00E+00	1.44E+06
AG-110M	2.09E+08	1.41E+08	1.13E+08	0.00E+00	2.63E+08	0.00E+00	1.68E+10
TE-125M	7.39E+07	2.00E+07	9.85E+06	2.07E+07	0.00E+00	0.00E+00	7.13E+07
TE-127M	2.08E+08	5.61E+07	2.47E+07	4.98E+07	5.94E+08	0.00E+00	1.69E+08
TE-129M	2.72E+08	7.59E+07	4.22E+07	8.76E+07	7.98E+08	0.00E+00	3.31E+08
I-131	1.31E+09	1.31E+09	7.46E+08	4.34E+11	2.16E+09	0.00E+00	1.17E+08
I-133	1.72E+07	2.13E+07	8.05E+06	3.95E+09	3.55E+07	0.00E+00	8.58E+06
CS-134	2.27E+10	3.72E+10	7.85E+09	0.00E+00	1.15E+10	4.14E+09	2.01E+08
CS-136	1.01E+09	2.79E+09	1.80E+09	0.00E+00	1.49E+09	2.21E+08	9.80E+07
CS-137	3.23E+10	3.09E+10	4.56E+09	0.00E+00	1.01E+10	3.62E+09	1.93E+08
BA-140	1.18E+08	1.03E+05	6.86E+06	0.00E+00	3.35E+04	6.14E+05	5.96E+07
CE-141	2.19E+04	1.09E+04	1.62E+03	0.00E+00	4.79E+03	0.00E+00	1.36E+07
CE-144	1.63E+06	5.09E+05	8.67E+04	0.00E+00	2.82E+05	0.00E+00	1.33E+08
PR-143	7.18E+02	2.16E+02	3.56E+01	0.00E+00	1.17E+02	0.00E+00	7.75E+05
ND-147	4.45E+02	3.61E+02	2.79E+01	0.00E+00	1.98E+02	0.00E+00	5.71E+05

TABLE 5.4.3

Page 1 of 1

Pathway Dose Factors, R_{ij}

AGE GROUP: TEEN

PATHWAY: GRASS-COW-MILK

NUCLIDE	ORGAN DOSE FACTORS: m^2 - mrem/year per $\mu\text{Ci/sec}$						
	BONE	LIVER	T.BODY	THYROID	KIDNEY	LUNG	GI-LLI
H-3	0.00E+00	9.93E+02	9.93E+02	9.93E+02	9.93E+02	9.93E+02	9.93E+02
C-14	4.86E+08	9.73E+07	9.73E+07	9.73E+07	9.73E+07	9.73E+07	9.73E+07
CR-51	0.00E+00	0.00E+00	4.99E+04	2.77E+04	1.09E+04	7.13E+04	8.39E+06
MN-54	0.00E+00	1.40E+07	2.78E+06	0.00E+00	4.19E+06	0.00E+00	2.88E+07
FE-55	4.46E+07	3.16E+07	7.37E+06	0.00E+00	0.00E+00	2.01E+07	1.37E+07
FE-59	5.19E+07	1.21E+08	4.68E+07	0.00E+00	0.00E+00	3.82E+07	2.86E+08
CO-58	0.00E+00	7.94E+06	1.83E+07	0.00E+00	0.00E+00	0.00E+00	1.10E+08
CO-60	0.00E+00	2.78E+07	6.27E+07	0.00E+00	0.00E+00	0.00E+00	3.62E+08
NI-63	1.18E+10	8.36E+08	4.01E+08	0.00E+00	0.00E+00	0.00E+00	1.33E+08
ZN-65	2.11E+09	7.32E+09	3.42E+09	0.00E+00	4.69E+09	0.00E+00	3.10E+09
RB-86	0.00E+00	4.73E+09	2.22E+09	0.00E+00	0.00E+00	0.00E+00	7.00E+08
SR-89	2.68E+09	0.00E+00	7.67E+07	0.00E+00	0.00E+00	0.00E+00	3.19E+08
SR-90	6.62E+10	0.00E+00	1.63E+10	0.00E+00	0.00E+00	0.00E+00	1.86E+09
Y-91	1.58E+04	0.00E+00	4.24E+02	0.00E+00	0.00E+00	0.00E+00	6.48E+06
ZR-95	1.65E+03	5.21E+02	3.58E+02	0.00E+00	7.65E+02	0.00E+00	1.20E+06
NB-95	1.41E+05	7.82E+04	4.30E+04	0.00E+00	7.58E+04	0.00E+00	3.34E+08
RU-103	1.81E+03	0.00E+00	7.75E+02	0.00E+00	6.39E+03	0.00E+00	1.51E+05
RU-106	3.76E+04	0.00E+00	4.73E+03	0.00E+00	7.24E+04	0.00E+00	1.80E+06
AG-110M	9.64E+07	9.12E+07	5.55E+07	0.00E+00	1.74E+08	0.00E+00	2.56E+10
TE-125M	3.01E+07	1.08E+07	4.02E+06	8.40E+06	0.00E+00	0.00E+00	8.87E+07
TE-127M	8.45E+07	3.00E+07	1.00E+07	2.01E+07	3.42E+08	0.00E+00	2.11E+08
TE-129M	1.10E+08	4.09E+07	1.74E+07	3.56E+07	4.61E+08	0.00E+00	4.14E+08
I-131	5.38E+08	7.53E+08	4.05E+08	2.20E+11	1.30E+09	0.00E+00	1.49E+08
I-133	7.08E+06	1.20E+07	3.66E+06	1.68E+09	2.11E+07	0.00E+00	9.09E+06
CS-134	9.83E+09	2.31E+10	1.07E+10	0.00E+00	7.35E+09	2.81E+09	2.88E+08
CS-136	4.49E+08	1.77E+09	1.19E+09	0.00E+00	9.63E+08	1.52E+08	1.42E+08
CS-137	1.34E+10	1.78E+10	6.21E+09	0.00E+00	6.06E+09	2.36E+09	2.54E+08
BA-140	4.87E+07	5.97E+04	3.14E+06	0.00E+00	2.02E+04	4.01E+04	7.51E+07
CE-141	8.89E+03	5.94E+03	6.82E+02	0.00E+00	2.80E+03	0.00E+00	1.70E+07
CE-144	6.59E+05	2.73E+05	3.54E+04	0.00E+00	1.63E+05	0.00E+00	1.66E+08
PR-143	2.90E+02	1.16E+02	1.44E+01	0.00E+00	6.73E+01	0.00E+00	9.55E+05
ND-147	1.81E+02	1.97E+02	1.18E+01	0.00E+00	1.16E+02	0.00E+00	7.12E+05

TABLE 5.4.4

Page 1 of 1

Pathway Dose Factors, R_i

AGE GROUP: ADULT

PATHWAY: GRASS-COW-MILK

NUCLIDE	ORGAN DOSE FACTORS; m^2 - mrem/year per $\mu\text{Ci/sec}$						
	BONE	LIVER	T.BODY	THYROID	KIDNEY	LUNG	GI-LLI
H-3	0.00E+00	7.62E+02	7.62E+02	7.62E+02	7.62E+02	7.62E+02	7.62E+02
C-14	2.63E+08	5.26E+07	5.26E+07	5.26E+07	5.26E+07	5.26E+07	5.26E+07
CR-51	0.00E+00	0.00E+00	2.85E+04	1.70E+04	6.28E+03	3.78E+04	7.17E+06
MN-54	0.00E+00	8.40E+06	1.60E+06	0.00E+00	2.50E+06	0.00E+00	2.57E+07
FE-55	2.51E+07	1.73E+07	4.04E+06	0.00E+00	0.00E+00	9.66E+06	9.93E+06
FE-59	2.97E+07	6.97E+07	2.67E+07	0.00E+00	0.00E+00	1.95E+07	2.32E+08
CO-58	0.00E+00	4.71E+06	1.05E+07	0.00E+00	0.00E+00	0.00E+00	9.54E+07
CO-60	0.00E+00	1.64E+07	3.61E+07	0.00E+00	0.00E+00	0.00E+00	3.08E+08
NI-63	6.72E+09	4.65E+08	2.25E+08	0.00E+00	0.00E+00	0.00E+00	9.71E+07
ZN-65	1.37E+09	4.36E+09	1.97E+09	0.00E+00	2.91E+09	0.00E+00	2.74E+09
RB-86	0.00E+00	2.59E+09	1.21E+09	0.00E+00	0.00E+00	0.00E+00	5.10E+08
SF-89	1.45E+09	0.00E+00	4.16E+07	0.00E+00	0.00E+00	0.00E+00	2.32E+08
SR-90	4.67E+10	0.00E+00	1.15E+10	0.00E+00	0.00E+00	0.00E+00	1.35E+09
Y-91	8.57E+03	0.00E+00	2.29E+02	0.00E+00	0.00E+00	0.00E+00	4.72E+06
ZR-95	9.41E+02	3.02E+02	2.04E+02	0.00E+00	4.74E+02	0.00E+00	9.57E+05
NB-95	8.24E+04	4.58E+04	2.46E+04	0.00E+00	4.53E+04	0.00E+00	2.78E+08
RU-103	1.02E+03	0.00E+00	4.38E+02	0.00E+00	3.88E+03	0.00E+00	1.19E+05
RU-106	2.04E+04	0.00E+00	2.58E+03	0.00E+00	3.93E+04	0.00E+00	1.32E+06
AG-110M	5.81E+07	5.38E+07	3.19E+07	0.00E+00	1.06E+08	0.00E+00	2.19E+10
TE-125M	1.63E+07	5.89E+06	2.18E+06	4.89E+06	6.61E+07	0.00E+00	6.49E+07
TE-127M	4.57E+07	1.63E+07	5.57E+06	1.17E+07	1.86E+08	0.00E+00	1.53E+08
TE-129M	6.01E+07	2.24E+07	9.51E+06	2.06E+07	2.51E+08	0.00E+00	3.02E+08
I-131	2.96E+08	4.23E+08	2.42E+08	1.39E+11	7.25E+08	0.00E+00	1.12E+08
I-133	3.87E+06	6.73E+06	2.05E+06	9.88E+08	1.17E+07	0.00E+00	6.04E+06
CS-134	5.64E+09	1.34E+10	1.10E+10	0.00E+00	4.34E+09	1.44E+09	2.35E+08
CS-136	2.63E+08	1.04E+09	7.48E+08	0.00E+00	5.78E+08	7.92E+07	1.18E+08
CS-137	7.37E+09	1.01E+10	6.60E+09	0.00E+00	3.42E+09	1.14E+09	1.95E+08
BA-140	2.69E+07	3.38E+04	1.76E+06	0.00E+00	1.15E+04	1.94E+04	5.54E+07
CE-141	4.84E+03	3.27E+03	3.71E+02	0.00E+00	1.52E+03	0.00E+00	1.25E+07
CE-144	3.57E+05	1.49E+05	1.92E+04	0.00E+00	8.85E+04	0.00E+00	1.21E+08
PR-143	1.57E+02	6.32E+01	7.81E+00	0.00E+00	3.65E+01	0.00E+00	6.90E+05
ND-147	9.40E+01	1.09E+02	6.50E+00	0.00E+00	6.35E+01	0.00E+00	5.22E+05

TABLE 5.5.1

Page 1 of 1

Pathway Dose Factors, R_i

AGE GROUP: INFANT

PATHWAY: GRASS-GOAT-MILK

NUCLIDE	ORGAN DOSE FACTORS: m^2 - mrem/year per $\mu\text{Ci/sec}$						
	BONE	LIVER	T.BODY	THYROID	KIDNEY	LUNG	GI-LLI
H-3	0.00E+00	4.86E+03	4.86E+03	4.86E+03	4.86E+03	4.86E+03	4.86E+03
C-14	2.34E+09	5.00E+08	5.00E+08	5.00E+08	5.00E+08	5.00E+08	5.00E+08
CR-51	0.00E+00	0.00E+00	1.94E+04	1.26E+04	2.76E+03	2.46E+04	5.64E+05
MN-54	0.00E+00	4.68E+06	1.06E+06	0.00E+00	1.04E+06	0.00E+00	1.72E+06
FE-55	1.76E+06	1.14E+06	3.03E+05	0.00E+00	0.00E+00	5.55E+05	1.44E+05
FE-59	2.92E+06	5.10E+06	2.01E+06	0.00E+00	0.00E+00	1.51E+06	2.44E+06
CO-58	0.00E+00	2.91E+06	7.26E+07	0.00E+00	0.00E+00	0.00E+00	7.25E+06
CO-60	0.00E+00	1.06E+07	2.50E+07	0.00E+00	0.00E+00	0.00E+00	2.52E+07
NI-63	4.19E+09	2.59E+08	1.46E+08	0.00E+00	0.00E+00	0.00E+00	1.29E+07
ZN-65	6.67E+08	2.29E+09	1.05E+09	0.00E+00	1.11E+09	0.00E+00	1.93E+09
RB-86	0.00E+00	2.67E+09	1.32E+09	0.00E+00	0.00E+00	0.00E+00	6.83E+07
SR-89	2.65E+10	0.00E+00	7.59E+08	0.00E+00	0.00E+00	0.00E+00	5.44E+08
SR-90	2.55E+11	0.00E+00	6.50E+10	0.00E+00	0.00E+00	0.00E+00	3.19E+09
Y-91	8.80E+03	0.00E+00	2.34E+02	0.00E+00	0.00E+00	0.00E+00	6.31E+05
ZR-95	8.17E+02	1.99E+02	1.41E+02	0.00E+00	2.15E+02	0.00E+00	9.91E+04
NB-95	7.13E+04	2.93E+04	1.70E+04	0.00E+00	2.10E+04	0.00E+00	2.48E+07
RU-103	1.04E+03	0.00E+00	3.48E+02	0.00E+00	2.17E+03	0.00E+00	1.27E+04
RU-106	2.28E+04	0.00E+00	2.85E+03	0.00E+00	2.70E+04	0.00E+00	1.73E+05
AG-110M	4.63E+07	3.38E+07	2.24E+07	0.00E+00	4.84E+07	0.00E+00	1.75E+09
TE-125M	1.81E+07	6.05E+06	2.45E+06	6.09E+06	0.00E+00	0.00E+00	8.62E+06
TE-127M	5.06E+07	1.68E+07	6.12E+06	1.46E+07	1.24E+08	0.00E+00	2.04E+07
TE-129M	6.69E+07	2.29E+07	1.03E+07	2.57E+07	1.67E+08	0.00E+00	3.99E+07
I-131	3.27E+09	3.85E+09	1.69E+09	1.27E+12	4.50E+09	0.00E+00	1.37E+08
I-133	4.36E+07	6.35E+07	1.86E+07	1.15E+10	7.46E+07	0.00E+00	1.07E+07
CS-134	1.09E+11	2.04E+11	2.06E+10	0.00E+00	5.26E+10	2.15E+10	5.55E+08
CS-136	5.94E+09	1.75E+10	6.52E+09	0.00E+00	6.96E+09	1.42E+09	2.65E+08
CS-137	1.54E+11	1.81E+11	1.28E+10	0.00E+00	4.85E+10	1.96E+10	5.65E+08
BA-140	2.90E+07	2.90E+04	1.50E+06	0.00E+00	6.89E+03	1.78E+04	7.13E+06
CE-141	5.21E+03	3.18E+03	3.74E+02	0.00E+00	9.79E+02	0.00E+00	1.64E+06
CE-144	2.79E+05	1.14E+05	1.56E+04	0.00E+00	4.62E+04	0.00E+00	1.60E+07
PR-143	1.78E+02	6.66E+01	8.83E+00	0.00E+00	2.48E+01	0.00E+00	9.40E+04
ND-147	1.06E+02	1.09E+02	6.66E+00	0.00E+00	4.19E+01	0.00E+00	6.89E+04

TABLE 5.5.2

Page 1 of 1

Pathway Dose Factors, R_i

AGE GROUP: CHILD

PATHWAY: GRASS-GOAT-MILK

NUCLIDE	ORGAN DOSE FACTORS: $m^2 \cdot mrem/year$ per $\mu Ci/sec$						
	BONE	LIVER	T BODY	THYROID	KIDNEY	LUNG	GI-LLI
H-3	0.00E+00	3.20E+03	3.20E+03	3.20E+03	3.20E+03	3.20E+03	3.20E+03
C-14	1.20E+09	2.39E+08	2.39E+08	2.39E+08	2.39E+08	2.39E+08	2.39E+08
CR-51	0.00E+00	0.00E+00	1.22E+04	6.78E+03	1.85E+03	1.24E+04	6.48E+05
MN-54	0.00E+00	2.52E+06	6.71E+05	0.00E+00	7.06E+05	0.00E+00	2.11E+06
FE-55	1.45E+06	7.71E+05	2.39E+05	0.00E+00	0.00E+00	4.36E+05	1.43E+05
FE-59	1.56E+06	2.53E+06	1.26E+06	0.00E+00	0.00E+00	7.34E+05	2.64E+06
CO-58	0.00E+00	1.46E+06	4.46E+06	0.00E+00	0.00E+00	0.00E+00	8.49E+06
CO-60	0.00E+00	5.18E+06	1.53E+07	0.00E+00	0.00E+00	0.00E+00	2.87E+07
NI-63	3.56E+09	1.91E+08	1.21E+08	0.00E+00	0.00E+00	0.00E+00	1.28E+07
ZN-65	4.96E+08	1.32E+09	8.22E+08	0.00E+00	8.33E+09	0.00E+00	2.32E+08
RB-86	0.00E+00	1.05E+09	6.47E+08	0.00E+00	0.00E+00	0.00E+00	6.77E+07
SR-89	1.39E+10	0.00E+00	3.97E+08	0.00E+00	0.00E+00	0.00E+00	5.39E+08
SR-90	2.35E+11	0.00E+00	5.95E+10	0.00E+00	0.00E+00	0.00E+00	3.16E+09
Y-91	4.69E+03	0.00E+00	1.25E+02	0.00E+00	0.00E+00	0.00E+00	6.24E+05
ZR-95	4.60E+02	1.01E+02	9.00E+01	0.00E+00	1.45E+02	0.00E+00	1.05E+05
NB-95	3.82E+04	1.49E+04	1.06E+04	0.00E+00	1.40E+04	0.00E+00	2.75E+07
RU-103	5.14E+02	0.00E+00	1.98E+02	0.00E+00	1.29E+03	0.00E+00	1.33E+04
RU-106	1.11E+04	0.00E+00	1.38E+03	0.00E+00	1.50E+04	0.00E+00	1.73E+05
AG-110M	2.51E+07	1.69E+07	1.35E+07	0.00E+00	3.15E+07	0.00E+00	2.01E+09
TE-125M	8.86E+06	2.40E+06	1.18E+06	2.49E+06	0.00E+00	0.00E+00	8.55E+06
TE-127M	2.50E+07	6.72E+06	2.96E+06	5.97E+06	7.12E+07	0.00E+00	2.02E+07
TE-129M	3.26E+07	9.10E+06	5.06E+06	1.05E+07	9.56E+07	0.00E+00	3.97E+07
I-131	1.57E+09	1.57E+09	8.95E+08	5.21E+11	2.58E+09	0.00E+00	1.40E+08
I-133	2.06E+07	2.55E+07	9.66E+06	4.74E+09	4.25E+07	0.00E+00	1.03E+07
CS-134	6.80E+10	1.12E+11	2.35E+10	0.00E+00	3.46E+10	1.24E+10	6.01E+08
CS-136	3.04E+09	8.36E+09	5.41E+09	0.00E+00	4.45E+09	6.64E+08	2.94E+08
CS-137	9.68E+10	9.26E+10	1.37E+10	0.00E+00	3.02E+10	1.09E+10	5.80E+08
BA-140	1.41E+07	1.24E+04	8.23E+05	0.00E+00	4.02E+03	7.37E+03	7.15E+06
CE-141	2.63E+03	1.31E+03	1.95E+02	0.00E+00	5.74E+02	0.00E+00	1.63E+06
CE-144	1.95E+05	6.11E+04	1.04E+04	0.00E+00	3.38E+04	0.00E+00	1.59E+07
PR-143	8.61E+01	2.59E+01	4.27E+00	0.00E+00	1.40E+01	0.00E+00	9.29E+04
ND-147	5.34E+01	4.33E+01	3.35E+00	0.00E+00	2.37E+01	0.00E+00	6.85E+04

SNEC Facility Offsite Dose Calculation Manual

0

TABLE 5.5.3

Page 1 of 1

Pathway Dose Factors, R_i

AGE GROUP: TEEN

PATHWAY: GRASS-GOAT-MILK

NUCLIDE	ORGAN DOSE FACTORS: m^2 - mrem/year per $\mu\text{Ci/sec}$						
	BONE	LIVER	T.BODY	THYROID	KIDNEY	LUNG	GI-LLI
H-3	0.00E+00	2.04E+03	2.04E+03	2.04E+03	2.04E+03	2.04E+03	2.04E+03
C-14	4.86E+08	9.72E+07	9.72E+07	9.72E+07	9.72E+07	9.72E+07	9.72E+07
CR-51	0.00E+00	0.00E+00	5.99E+03	3.33E+03	1.31E+03	8.55E+03	1.01E+06
MN-54	0.00E+00	1.68E+06	3.34E+05	0.00E+00	5.02E+05	0.00E+00	3.45E+06
FE-55	5.79E+05	4.11E+05	9.58E+04	0.00E+00	0.00E+00	2.61E+05	1.78E+05
FE-59	6.74E+05	1.57E+06	6.08E+05	0.00E+00	0.00E+00	4.96E+05	3.72E+06
CO-58	0.00E+00	9.53E+05	2.20E+06	0.00E+00	0.00E+00	0.00E+00	1.31E+07
CO-60	0.00E+00	3.34E+06	7.52E+06	0.00E+00	0.00E+00	0.00E+00	4.35E+07
NI-63	1.42E+09	1.00E+08	4.81E+07	0.00E+00	0.00E+00	0.00E+00	1.60E+07
ZN-65	2.53E+08	8.78E+08	4.10E+08	0.00E+00	5.62E+08	0.00E+00	3.72E+08
RB-86	0.00E+00	5.67E+08	2.67E+08	0.00E+00	0.00E+00	0.00E+00	8.40E+07
SR-89	5.62E+09	0.00E+00	1.61E+08	0.00E+00	0.00E+00	0.00E+00	6.69E+08
SR-90	1.39E+11	0.00E+00	3.43E+10	0.00E+00	0.00E+00	0.00E+00	3.90E+09
Y-91	1.90E+03	0.00E+00	5.09E+01	0.00E+00	0.00E+00	0.00E+00	7.78E+05
ZR-95	1.98E+02	6.25E+01	4.30E+01	0.00E+00	9.18E+01	0.00E+00	1.44E+05
NB-95	1.69E+04	9.38E+03	5.16E+03	0.00E+00	9.09E+03	0.00E+00	4.01E+07
RU-103	2.17E+02	0.00E+00	9.29E+01	0.00E+00	7.66E+02	0.00E+00	1.82E+04
RU-106	4.50E+03	0.00E+00	5.68E+02	0.00E+00	8.69E+03	0.00E+00	2.16E+05
AG-110M	1.16E+07	1.09E+07	6.65E+06	0.00E+00	2.09E+07	0.00E+00	3.07E+09
TE-125M	3.61E+06	1.30E+06	4.82E+05	1.01E+06	0.00E+00	0.00E+00	1.06E+07
TE-127M	1.01E+07	3.59E+06	1.20E+06	2.41E+06	4.11E+07	0.00E+00	2.52E+07
TE-129M	1.32E+07	4.90E+06	2.09E+06	4.26E+06	5.53E+07	0.00E+00	4.96E+07
I-131	6.45E+08	9.03E+08	4.85E+08	2.64E+11	1.56E+09	0.00E+00	1.79E+08
I-133	8.49E+06	1.44E+07	4.40E+06	2.01E+09	2.53E+07	0.00E+00	1.09E+07
CS-134	2.95E+10	6.93E+10	3.22E+10	0.00E+00	2.20E+10	8.41E+09	8.62E+08
CS-136	1.35E+09	5.30E+09	3.56E+09	0.00E+00	2.89E+09	4.55E+08	4.27E+08
CS-137	4.02E+10	5.34E+10	1.86E+10	0.00E+00	1.82E+10	7.07E+09	7.60E+08
BA-140	5.84E+06	7.16E+03	3.76E+05	0.00E+00	2.43E+03	4.81E+03	9.01E+06
CE-141	1.07E+03	7.12E+02	8.18E+01	0.00E+00	3.35E+02	0.00E+00	2.04E+06
CE-144	7.90E+04	3.27E+04	4.25E+03	0.00E+00	1.95E+04	0.00E+00	1.99E+07
PR-143	3.48E+01	1.39E+01	1.73E+00	0.00E+00	8.08E+00	0.00E+00	1.15E+05
ND-147	2.18E+01	2.37E+01	1.42E+00	0.00E+00	1.39E+01	0.00E+00	8.54E+04

TABLE 5.5.4

Page 1 of 1

Pathway Dose Factors, R_i

AGE GROUP: ADULT

PATHWAY: GRASS-GOAT-MILK

NUCLIDE	ORGAN DOSE FACTORS: m^2 - mrem/year per $\mu\text{Ci/sec}$						
	BONE	LIVER	T.BODY	THYROID	KIDNEY	LUNG	GI-LLI
H-3	0.00E+00	1.56E+03	1.56E+03	1.56E+03	1.56E+03	1.56E+03	1.56E+03
C-14	2.64E+08	5.27E+07	5.27E+07	5.27E+07	5.27E+07	5.27E+07	5.27E+07
CR-51	0.00E+00	0.00E+00	3.43E+03	2.05E+03	7.56E+02	4.55E+03	8.63E+05
MN-54	0.00E+00	1.01E+06	1.93E+05	0.00E+00	3.01E+05	0.00E+00	3.10E+06
FE-55	3.27E+05	2.26E+05	5.26E+04	0.00E+00	0.00E+00	1.26E+05	1.30E+05
FE-59	3.87E+05	9.09E+05	3.48E+05	0.00E+00	0.00E+00	2.54E+05	3.03E+06
CO-58	0.00E+00	5.66E+05	1.27E+06	0.00E+00	0.00E+00	0.00E+00	1.15E+07
CO-60	0.00E+00	1.97E+06	4.35E+06	0.00E+00	0.00E+00	0.00E+00	3.70E+07
NI-63	8.08E+08	5.60E+07	2.71E+07	0.00E+00	0.00E+00	0.00E+00	1.17E+07
ZN-65	1.65E+08	5.24E+08	2.37E+08	0.00E+00	3.51E+08	0.00E+00	3.30E+08
RB-86	0.00E+00	3.12E+08	1.45E+08	0.00E+00	0.00E+00	0.00E+00	6.14E+07
SR-89	3.05E+09	0.00E+00	8.76E+07	0.00E+00	0.00E+00	0.00E+00	4.89E+08
SR-90	9.84E+10	0.00E+00	2.41E+10	0.00E+00	0.00E+00	0.00E+00	2.84E+09
Y-91	1.03E+03	0.00E+00	2.76E+01	0.00E+00	0.00E+00	0.00E+00	5.68E+05
ZR-95	1.13E+02	3.63E+01	2.46E+01	0.00E+00	5.70E+01	0.00E+00	1.15E+05
NB-95	9.92E+03	5.52E+03	2.97E+03	0.00E+00	5.45E+03	0.00E+00	3.35E+07
RU-103	1.22E+02	0.00E+00	5.27E+01	0.00E+00	4.67E+02	0.00E+00	1.43E+04
RU-106	2.45E+03	0.00E+00	3.10E+02	0.00E+00	4.73E+03	0.00E+00	1.59E+05
AG-110M	6.99E+06	6.47E+06	3.84E+06	0.00E+00	1.27E+07	0.00E+00	2.64E+09
TE-125M	1.96E+06	7.09E+05	2.62E+05	5.89E+05	7.96E+06	0.00E+00	7.81E+06
TE-127M	5.50E+06	1.97E+06	6.70E+05	1.41E+06	2.23E+07	0.00E+00	1.84E+07
TE-129M	7.23E+06	2.70E+06	1.14E+06	2.48E+06	3.02E+07	0.00E+00	3.64E+07
I-131	3.56E+08	5.09E+08	2.92E+08	1.67E+11	8.73E+08	0.00E+00	1.34E+08
I-133	4.65E+06	8.10E+06	2.47E+06	1.19E+09	1.41E+07	0.00E+00	7.28E+06
CS-134	1.70E+10	4.04E+10	3.30E+10	0.00E+00	1.31E+10	4.34E+09	7.07E+08
CS-136	7.92E+08	3.13E+09	2.25E+09	0.00E+00	1.74E+09	2.38E+08	3.55E+08
CS-137	2.22E+10	3.03E+10	1.99E+10	0.00E+00	1.03E+10	3.42E+09	5.87E+08
BA-140	3.24E+06	4.07E+03	2.12E+05	0.00E+00	1.38E+03	2.33E+03	6.67E+06
CE-141	5.82E+02	3.94E+02	4.47E+01	0.00E+00	1.83E+02	0.00E+00	1.51E+06
CE-144	4.30E+04	1.80E+04	2.31E+03	0.00E+00	1.07E+04	0.00E+00	1.45E+07
PR-143	1.90E+01	7.60E+00	9.40E+01	0.00E+00	4.39E+00	0.00E+00	8.30E+04
ND-147	1.13E+01	1.31E+01	7.82E-01	0.00E+00	7.65E+00	0.00E+00	6.28E+04

SNEC Facility Offsite Dose Calculation Manual

0

TABLE 5.6.1

Page 1 of 1

Pathway Dose Factors, R_i

AGE GROUP: INFANT

PATHWAY: GRASS-COW-MEAT

NUCLIDE	ORGAN DOSE FACTORS: $m^2 \cdot mrem/year$ per $\mu Ci/sec$						
	BONE	LIVER	T.BODY	THYROID	KIDNEY	LUNG	GI-LLI
H-3	0.00E+00	0.00E+00	0.00E+00	0.00E+00	0.00E+00	0.00E+00	0.00E+00
C-14	0.00E+00	0.00E+00	0.00E+00	0.00E+00	0.00E+00	0.00E+00	0.00E+00
CR-51	0.00E+00	0.00E+00	0.00E+00	0.00E+00	0.00E+00	0.00E+00	0.00E+00
MN-54	0.00E+00	0.00E+00	0.00E+00	0.00E+00	0.00E+00	0.00E+00	0.00E+00
FE-55	0.00E+00	0.00E+00	0.00E+00	0.00E+00	0.00E+00	0.00E+00	0.00E+00
FE-59	0.00E+00	0.00E+00	0.00E+00	0.00E+00	0.00E+00	0.00E+00	0.00E+00
CO-58	0.00E+00	0.00E+00	0.00E+00	0.00E+00	0.00E+00	0.00E+00	0.00E+00
CO-60	0.00E+00	0.00E+00	0.00E+00	0.00E+00	0.00E+00	0.00E+00	0.00E+00
NI-63	0.00E+00	0.00E+00	0.00E+00	0.00E+00	0.00E+00	0.00E+00	0.00E+00
ZN-65	0.00E+00	0.00E+00	0.00E+00	0.00E+00	0.00E+00	0.00E+00	0.00E+00
RB-86	0.00E+00	0.00E+00	0.00E+00	0.00E+00	0.00E+00	0.00E+00	0.00E+00
SR-89	0.00E+00	0.00E+00	0.00E+00	0.00E+00	0.00E+00	0.00E+00	0.00E+00
SR-90	0.00E+00	0.00E+00	0.00E+00	0.00E+00	0.00E+00	0.00E+00	0.00E+00
Y-91	0.00E+00	0.00E+00	0.00E+00	0.00E+00	0.00E+00	0.00E+00	0.00E+00
ZR-95	0.00E+00	0.00E+00	0.00E+00	0.00E+00	0.00E+00	0.00E+00	0.00E+00
NB-95	0.00E+00	0.00E+00	0.00E+00	0.00E+00	0.00E+00	0.00E+00	0.00E+00
RU-103	0.00E+00	0.00E+00	0.00E+00	0.00E+00	0.00E+00	0.00E+00	0.00E+00
RU-106	0.00E+00	0.00E+00	0.00E+00	0.00E+00	0.00E+00	0.00E+00	0.00E+00
AG-110M	0.00E+00	0.00E+00	0.00E+00	0.00E+00	0.00E+00	0.00E+00	0.00E+00
TE-125M	0.00E+00	0.00E+00	0.00E+00	0.00E+00	0.00E+00	0.00E+00	0.00E+00
TE-127M	0.00E+00	0.00E+00	0.00E+00	0.00E+00	0.00E+00	0.00E+00	0.00E+00
TE-129M	0.00E+00	0.00E+00	0.00E+00	0.00E+00	0.00E+00	0.00E+00	0.00E+00
I-131	0.00E+00	0.00E+00	0.00E+00	0.00E+00	0.00E+00	0.00E+00	0.00E+00
I-133	0.00E+00	0.00E+00	0.00E+00	0.00E+00	0.00E+00	0.00E+00	0.00E+00
CS-134	0.00E+00	0.00E+00	0.00E+00	0.00E+00	0.00E+00	0.00E+00	0.00E+00
CS-136	0.00E+00	0.00E+00	0.00E+00	0.00E+00	0.00E+00	0.00E+00	0.00E+00
CS-137	0.00E+00	0.00E+00	0.00E+00	0.00E+00	0.00E+00	0.00E+00	0.00E+00
BA-140	0.00E+00	0.00E+00	0.00E+00	0.00E+00	0.00E+00	0.00E+00	0.00E+00
CE-141	0.00E+00	0.00E+00	0.00E+00	0.00E+00	0.00E+00	0.00E+00	0.00E+00
CE-144	0.00E+00	0.00E+00	0.00E+00	0.00E+00	0.00E+00	0.00E+00	0.00E+00
PR-143	0.00E+00	0.00E+00	0.00E+00	0.00E+00	0.00E+00	0.00E+00	0.00E+00
ND-147	0.00E+00	0.00E+00	0.00E+00	0.00E+00	0.00E+00	0.00E+00	0.00E+00

TABLE 5.6.2

Page 1 of 1

Pathway Dose Factors, R_i

AGE GROUP: CHILD

PATHWAY: GRASS-COW-MEAT

NUCLIDE	ORGAN DOSE FACTORS: m^2 - mrem/year per $\mu Ci/sec$						
	BONE	LIVER	T.BODY	THYROID	KIDNEY	LUNG	GI-LLI
H-3	0.00E+00	2.34E+02	2.34E+02	2.34E+02	2.34E+02	2.34E+02	2.34E+02
C-14	3.84E+08	7.67E+07	7.67E+07	7.67E+07	7.67E+07	7.67E+07	7.67E+07
CR-51	0.00E+00	0.00E+00	8.78E+03	4.88E+03	1.33E+03	8.90E+03	4.66E+05
MN-54	0.00E+00	8.01E+06	2.13E+06	0.00E+00	2.25E+06	0.00E+00	6.73E+06
FE-55	4.57E+08	2.43E+08	7.52E+07	0.00E+00	0.00E+00	1.37E+08	4.49E+07
FE-59	3.77E+08	6.10E+08	3.04E+08	0.00E+00	0.00E+00	1.77E+08	6.35E+08
CO-58	0.00E+00	1.64E+07	5.03E+07	0.00E+00	0.00E+00	0.00E+00	9.58E+07
CO-60	0.00E+00	6.93E+07	2.04E+08	0.00E+00	0.00E+00	0.00E+00	3.84E+08
NI-63	2.91E+10	1.56E+09	9.91E+08	0.00E+00	0.00E+00	0.00E+00	1.05E+08
ZN-65	3.76E+08	1.00E+09	6.22E+08	0.00E+00	6.31E+08	0.00E+00	1.76E+08
RB-86	0.00E+00	5.76E+08	3.54E+08	0.00E+00	0.00E+00	0.00E+00	3.71E+07
SR-89	4.82E+08	0.00E+00	1.38E+07	0.00E+00	0.00E+00	0.00E+00	1.87E+07
SR-90	1.04E+10	0.00E+00	2.64E+09	0.00E+00	0.00E+00	0.00E+00	1.40E+08
Y-91	1.80E+06	0.00E+00	4.82E+04	0.00E+00	0.00E+00	0.00E+00	2.40E+08
ZR-95	2.66E+06	5.86E+05	5.21E+05	0.00E+00	8.38E+05	0.00E+00	6.11E+08
NB-95	3.10E+06	1.21E+06	8.63E+05	0.00E+00	1.13E+06	0.00E+00	2.23E+09
RU-103	1.55E+08	0.00E+00	5.96E+07	0.00E+00	3.90E+08	0.00E+00	4.01E+09
RU-106	4.44E+09	0.00E+00	5.54E+08	0.00E+00	6.00E+09	0.00E+00	6.91E+10
AG-110M	8.39E+06	5.67E+06	4.53E+06	0.00E+00	1.06E+07	0.00E+00	6.74E+08
TE-125M	5.69E+08	1.54E+08	7.59E+07	1.60E+08	0.00E+00	0.00E+00	5.49E+08
TE-127M	1.78E+09	4.78E+08	2.11E+08	4.25E+08	5.06E+09	0.00E+00	1.44E+09
TE-129M	1.79E+09	5.00E+08	2.78E+08	5.77E+08	5.26E+09	0.00E+00	2.18E+09
I-131	1.66E+07	1.67E+07	9.48E+06	5.52E+09	2.74E+07	0.00E+00	1.48E+06
I-133	5.72E-01	7.08E-01	2.68E-01	1.31E+02	1.18E+10	0.00E+00	2.85E-01
CS-134	9.23E+08	1.51E+09	3.19E+08	0.00E+00	4.69E+08	1.68E+08	8.16E+06
CS-136	1.63E+07	4.48E+07	2.90E+07	0.00E+00	2.39E+07	3.56E+06	1.57E+06
CS-137	1.33E+09	1.28E+09	1.89E+08	0.00E+00	4.16E+08	1.50E+08	8.00E+06
BA-140	4.42E+07	3.87E+04	2.58E+06	0.00E+00	1.26E+04	2.31E+04	2.24E+07
CE-141	2.22E+04	1.11E+04	1.65E+03	0.00E+00	4.86E+03	0.00E+00	1.38E+07
CE-144	2.32E+06	7.26E+05	1.24E+05	0.00E+00	4.02E+05	0.00E+00	1.89E+08
PR-143	3.33E+04	1.00E+04	1.65E+03	0.00E+00	5.42E+03	0.00E+00	3.60E+07
ND-147	1.17E+04	9.48E+03	7.34E+02	0.00E+00	5.20E+03	0.00E+00	1.50E+07

TABLE 5.6.3

Page 1 of 1

Pathway Dose Factors, R_i

AGE GROUP: TEEN

PATHWAY: GRASS-COW-MEAT

NUCLIDE	ORGAN DOSE FACTORS: m^2 - mrem/year per $\mu\text{Ci/sec}$						
	BONE	LIVER	T.BODY	THYROID	KIDNEY	LUNG	GI-LLI
H-3	0.00E+00	1.93E+02	1.93E+02	1.93E+02	1.93E+02	1.93E+02	1.93E+02
C-14	2.04E+08	4.08E+07	4.08E+07	4.08E+07	4.08E+07	4.08E+07	4.08E+07
CR-51	0.00E+00	0.00E+00	5.63E+03	3.13E+03	1.23E+03	8.03E+03	9.46E+05
MN-54	0.00E+00	7.00E+06	1.39E+06	0.00E+00	2.09E+06	0.00E+00	1.44E+07
FE-55	2.38E+08	1.69E+08	3.94E+07	0.00E+00	0.00E+00	1.07E+08	7.31E+07
FE-59	2.12E+08	4.95E+08	1.51E+08	0.00E+00	0.00E+00	1.56E+08	1.17E+09
CO-58	0.00E+00	1.40E+07	3.24E+07	0.00E+00	0.00E+00	0.00E+00	1.94E+08
CO-60	0.00E+00	5.83E+07	1.31E+08	0.00E+00	0.00E+00	0.00E+00	7.60E+08
NI-63	1.52E+10	1.07E+09	5.15E+08	0.00E+00	0.00E+00	0.00E+00	1.71E+08
ZN-65	2.50E+08	8.68E+08	4.05E+08	0.00E+00	5.56E+08	0.00E+00	3.68E+08
RB-86	0.00E+00	4.06E+08	1.91E+08	0.00E+00	0.00E+00	0.00E+00	6.00E+07
SR-89	2.55E+08	0.00E+00	7.29E+06	0.00E+00	0.00E+00	0.00E+00	3.03E+07
SR-90	8.04E+09	0.00E+00	1.99E+09	0.00E+00	0.00E+00	0.00E+00	2.26E+08
Y-91	9.54E+05	0.00E+00	2.56E+04	0.00E+00	0.00E+00	0.00E+00	3.91E+08
ZR-95	1.50E+06	4.73E+05	3.25E+05	0.00E+00	6.95E+05	0.00E+00	1.09E+09
NB-95	1.79E+06	9.95E+05	5.48E+05	0.00E+00	9.64E+05	0.00E+00	4.25E+09
RU-103	8.56E+07	0.00E+00	3.66E+07	0.00E+00	3.02E+08	0.00E+00	7.15E+09
RU-106	2.36E+09	0.00E+00	2.97E+08	0.00E+00	4.54E+09	0.00E+00	1.13E+11
AG-110M	5.06E+06	4.78E+06	2.91E+06	0.00E+00	9.13E+07	0.00E+00	1.34E+09
TE-125M	3.03E+08	1.09E+08	4.05E+07	8.46E+07	0.00E+00	0.00E+00	8.94E+08
TE-127M	9.41E+08	3.34E+08	1.12E+08	2.24E+08	3.81E+09	0.00E+00	2.35E+09
TE-129M	9.49E+08	3.52E+08	1.50E+08	3.06E+08	3.97E+09	0.00E+00	3.56E+09
I-131	8.93E+06	1.25E+07	6.72E+06	3.65E+09	2.15E+07	0.00E+00	2.47E+06
I-133	3.08E-01	5.22E-01	1.59E-01	7.29E+01	9.16E-01	0.00E+00	3.95E-01
CS-134	5.23E+08	1.23E+09	5.71E+08	0.00E+00	3.91E+08	1.49E+08	1.53E+07
CS-136	9.43E+06	3.71E+07	2.49E+07	0.00E+00	2.02E+07	3.18E+06	2.99E+06
CS-137	7.24E+08	9.63E+08	3.35E+08	0.00E+00	3.28E+08	1.27E+08	1.37E+07
BA-140	2.39E+07	2.93E+04	1.54E+06	0.00E+00	9.94E+03	1.97E+04	3.69E+07
CE-141	1.18E+04	7.87E+03	9.05E+02	0.00E+00	3.71E+03	0.00E+00	2.25E+07
CE-144	1.23E+06	5.08E+05	6.60E+04	0.00E+00	3.03E+05	0.00E+00	3.09E+08
PR-143	1.76E+04	7.03E+03	8.76E+02	0.00E+00	4.08E+03	0.00E+00	5.79E+07
ND-147	6.23E+04	6.78E+03	4.06E+02	0.00E+00	3.98E+03	0.00E+00	2.44E+07

SNEC Facility Offsite Dose Calculation Manual

0

TABLE 5.6.4

Page 1 of 1

Pathway Dose Factors, R_i

AGE GROUP: ADULT

PATHWAY: GRASS-COW-MEAT

NUCLIDE	ORGAN DOSE FACTORS: $m^2 \cdot mrem/year$ per $\mu Ci/sec$						
	BONE	LIVER	T.BODY	THYROID	KIDNEY	LUNG	GI-LLI
H-3	0.00E+00	3.24E+02	3.24E+02	3.24E+02	3.24E+02	3.24E+02	3.24E+02
C-14	2.42E+08	4.83E+07	4.83E+07	4.83E+07	4.83E+07	4.83E+07	4.83E+07
CR-51	0.00E+00	0.00E+00	7.04E+03	4.21E+03	1.55E+03	9.35E+03	1.77E+06
MN-54	0.00E+00	9.18E+06	1.75E+06	0.00E+00	2.73E+06	0.00E+00	2.81E+07
FE-55	2.93E+08	2.03E+08	4.73E+07	0.00E+00	0.00E+00	1.13E+08	1.16E+08
FE-59	2.66E+08	6.25E+08	2.39E+08	0.00E+00	0.00E+00	1.75E+08	2.08E+09
CO-58	0.00E+00	1.82E+07	4.09E+07	0.00E+00	0.00E+00	0.00E+00	3.70E+08
CO-60	0.00E+00	7.52E+07	1.66E+08	0.00E+00	0.00E+00	0.00E+00	1.41E+09
NI-63	1.89E+10	1.31E+09	6.33E+08	0.00E+00	0.00E+00	0.00E+00	2.73E+08
ZN-65	3.56E+08	1.13E+09	5.12E+08	0.00E+00	7.57E+08	0.00E+00	7.13E+08
RB-86	0.00E+00	4.87E+08	2.27E+08	0.00E+00	0.00E+00	0.00E+00	9.59E+07
SR-89	3.02E+08	0.00E+00	8.66E+06	0.00E+00	0.00E+00	0.00E+00	4.84E+07
SR-90	1.24E+10	0.00E+00	3.05E+09	0.00E+00	0.00E+00	0.00E+00	3.60E+08
Y-91	1.13E+06	0.00E+00	3.03E+04	0.00E+00	0.00E+00	0.00E+00	6.24E+08
ZR-95	1.87E+06	6.01E+05	4.07E+05	0.00E+00	9.43E+05	0.00E+00	1.90E+09
NB-95	2.30E+06	1.28E+06	6.87E+05	0.00E+00	1.26E+06	0.00E+00	7.76E+09
RU-103	1.05E+08	0.00E+00	4.53E+07	0.00E+00	4.02E+08	0.00E+00	1.23E+10
RU-106	2.80E+09	0.00E+00	3.54E+08	0.00E+00	5.41E+09	0.00E+00	1.81E+11
AG-110M	6.68E+06	6.18E+06	3.67E+06	0.00E+00	1.22E+07	0.00E+00	2.52E+09
TE-125M	3.59E+08	1.30E+08	4.81E+07	1.08E+08	1.46E+09	0.00E+00	1.43E+09
TE-127M	1.12E+09	3.99E+08	1.36E+08	2.85E+08	4.53E+09	0.00E+00	3.74E+09
TE-129M	1.13E+09	4.23E+08	1.79E+08	3.89E+08	4.73E+09	0.00E+00	5.71E+09
I-131	1.08E+07	1.54E+07	8.82E+06	5.04E+09	2.64E+07	0.00E+00	4.06E+06
I-133	3.68E-01	6.41E-01	1.95E-01	9.42E+01	1.12E+00	0.00E+00	5.76E-01
CS-134	6.58E+08	1.57E+09	1.28E+09	0.00E+00	5.07E+08	1.68E+08	2.74E+07
CS-136	1.21E+07	4.78E+07	3.44E+07	0.00E+00	2.66E+07	3.65E+06	5.43E+06
CS-137	8.72E+08	1.19E+09	7.82E+08	0.00E+00	4.05E+08	1.35E+08	2.31E+07
BA-140	2.90E+07	3.64E+04	1.90E+06	0.00E+00	1.24E+04	2.08E+04	5.96E+07
CE-141	1.41E+04	9.51E+03	1.08E+03	0.00E+00	4.42E+03	0.00E+00	3.64E+07
CE-144	1.46E+06	6.10E+05	7.83E+04	0.00E+00	3.62E+05	0.00E+00	4.93E+08
PR-143	2.09E+04	8.40E+03	1.04E+03	0.00E+00	4.85E+03	0.00E+00	9.17E+07
ND-147	7.08E+03	8.18E+03	4.90E+02	0.00E+00	4.78E+03	0.00E+00	3.93E+07

SAXTON NUCLEARSaxton Nuclear Experimental Corporation
Facility Policy and Procedure Manual

Number

6575-PLN-4542.08

Title

Revision No.

SNEC Facility Offsite Dose Calculation Manual**0****TABLE 5.7.1**

Page 1 of 1

Pathway Dose Factors, R_i

AGE GROUP: INFANT

PATHWAY: VEGETATION

NUCLIDE	ORGAN DOSE FACTORS: m^2 - mrem/year per $\mu Ci/sec$						
	BONE	LIVER	T.BODY	THYROID	KIDNEY	LUNG	GI-LLI
H-3	0.00E+00	0.00E+00	0.00E+00	0.00E+00	0.00E+00	0.00E+00	0.00E+00
C-14	0.00E+00	0.00E+00	0.00E+00	0.00E+00	0.00E+00	0.00E+00	0.00E+00
CR-51	0.00E+00	0.00E+00	0.00E+00	0.00E+00	0.00E+00	0.00E+00	0.00E+00
MN-54	0.00E+00	0.00E+00	0.00E+00	0.00E+00	0.00E+00	0.00E+00	0.00E+00
FE-55	0.00E+00	0.00E+00	0.00E+00	0.00E+00	0.00E+00	0.00E+00	0.00E+00
FE-59	0.00E+00	0.00E+00	0.00E+00	0.00E+00	0.00E+00	0.00E+00	0.00E+00
CO-58	0.00E+00	0.00E+00	0.00E+00	0.00E+00	0.00E+00	0.00E+00	0.00E+00
CO-60	0.00E+00	0.00E+00	0.00E+00	0.00E+00	0.00E+00	0.00E+00	0.00E+00
NI-63	0.00E+00	0.00E+00	0.00E+00	0.00E+00	0.00E+00	0.00E+00	0.00E+00
ZN-65	0.00E+00	0.00E+00	0.00E+00	0.00E+00	0.00E+00	0.00E+00	0.00E+00
RB-86	0.00E+00	0.00E+00	0.00E+00	0.00E+00	0.00E+00	0.00E+00	0.00E+00
SR-89	0.00E+00	0.00E+00	0.00E+00	0.00E+00	0.00E+00	0.00E+00	0.00E+00
SR-90	0.00E+00	0.00E+00	0.00E+00	0.00E+00	0.00E+00	0.00E+00	0.00E+00
Y-91	0.00E+00	0.00E+00	0.00E+00	0.00E+00	0.00E+00	0.00E+00	0.00E+00
ZR-95	0.00E+00	0.00E+00	0.00E+00	0.00E+00	0.00E+00	0.00E+00	0.00E+00
NB-95	0.00E+00	0.00E+00	0.00E+00	0.00E+00	0.00E+00	0.00E+00	0.00E+00
RU-103	0.00E+00	0.00E+00	0.00E+00	0.00E+00	0.00E+00	0.00E+00	0.00E+00
RU-106	0.00E+00	0.00E+00	0.00E+00	0.00E+00	0.00E+00	0.00E+00	0.00E+00
AG-110M	0.00E+00	0.00E+00	0.00E+00	0.00E+00	0.00E+00	0.00E+00	0.00E+00
TE-125M	0.00E+00	0.00E+00	0.00E+00	0.00E+00	0.00E+00	0.00E+00	0.00E+00
TE-127M	0.00E+00	0.00E+00	0.00E+00	0.00E+00	0.00E+00	0.00E+00	0.00E+00
TE-129M	0.00E+00	0.00E+00	0.00E+00	0.00E+00	0.00E+00	0.00E+00	0.00E+00
I-131	0.00E+00	0.00E+00	0.00E+00	0.00E+00	0.00E+00	0.00E+00	0.00E+00
I-133	0.00E+00	0.00E+00	0.00E+00	0.00E+00	0.00E+00	0.00E+00	0.00E+00
CS-134	0.00E+00	0.00E+00	0.00E+00	0.00E+00	0.00E+00	0.00E+00	0.00E+00
CS-136	0.00E+00	0.00E+00	0.00E+00	0.00E+00	0.00E+00	0.00E+00	0.00E+00
CS-137	0.00E+00	0.00E+00	0.00E+00	0.00E+00	0.00E+00	0.00E+00	0.00E+00
BA-140	0.00E+00	0.00E+00	0.00E+00	0.00E+00	0.00E+00	0.00E+00	0.00E+00
CE-141	0.00E+00	0.00E+00	0.00E+00	0.00E+00	0.00E+00	0.00E+00	0.00E+00
CE-144	0.00E+00	0.00E+00	0.00E+00	0.00E+00	0.00E+00	0.00E+00	0.00E+00
PR-143	0.00E+00	0.00E+00	0.00E+00	0.00E+00	0.00E+00	0.00E+00	0.00E+00
ND-147	0.00E+00	0.00E+00	0.00E+00	0.00E+00	0.00E+00	0.00E+00	0.00E+00

TABLE 5.7.2

Page 1 of 1

Pathway Dose Factors, R_i

AGE GROUP: CHILD

PATHWAY: VEGETATION

NUCLIDE	ORGAN DOSE FACTORS: m^2 - mrem/year per $\mu\text{Ci/sec}$						
	BONE	LIVER	T.BODY	THYROID	KIDNEY	LUNG	GI-LLI
H-3	0.00E+00	4.02E+03	4.02E+03	4.02E+03	4.02E+03	4.02E+03	4.02E+03
C-14	8.89E+08	1.78E+08	1.78E+08	1.78E+08	1.78E+08	1.78E+08	1.78E+08
CR-51	0.00E+00	0.00E+00	1.17E+05	6.49E+04	1.77E+04	1.18E+05	6.20E+06
MN-54	0.00E+00	6.65E+08	1.77E+08	0.00E+00	1.86E+08	0.00E+00	5.58E+08
FE-55	8.01E+08	4.25E+08	1.32E+08	0.00E+00	0.00E+00	2.40E+08	7.87E+07
FE-59	3.98E+08	6.44E+08	3.21E+08	0.00E+00	0.00E+00	1.87E+08	6.71E+08
CO-58	0.00E+00	6.44E+07	1.97E+08	0.00E+00	0.00E+00	0.00E+00	3.76E+08
CO-60	0.00E+00	3.78E+08	1.12E+09	0.00E+00	0.00E+00	0.00E+00	2.10E+09
NI-63	3.95E+10	2.11E+09	1.34E+09	0.00E+00	0.00E+00	0.00E+00	1.42E+08
ZN-65	8.12E+08	2.16E+09	1.35E+09	0.00E+00	1.36E+09	0.00E+00	3.80E+08
RB-86	0.00E+00	4.51E+08	2.77E+08	0.00E+00	0.00E+00	0.00E+00	2.90E+07
SR-89	3.60E+10	0.00E+00	1.03E+09	0.00E+00	0.00E+00	0.00E+00	1.39E+09
SR-90	1.24E+12	0.00E+00	3.15E+11	0.00E+00	0.00E+00	0.00E+00	1.67E+10
Y-91	1.87E+07	0.00E+00	4.99E+05	0.00E+00	0.00E+00	0.00E+00	2.49E+09
ZR-95	3.86E+06	8.48E+05	7.55E+05	0.00E+00	1.21E+06	0.00E+00	8.85E+08
NB-95	4.11E+05	1.60E+05	1.14E+05	0.00E+00	1.50E+05	0.00E+00	2.96E+08
RU-103	1.53E+07	0.00E+00	5.90E+06	0.00E+00	3.86E+07	0.00E+00	3.97E+08
RU-106	7.45E+08	0.00E+00	9.30E+07	0.00E+00	1.01E+09	0.00E+00	1.16E+10
AG-110M	3.21E+07	2.17E+07	1.73E+07	0.00E+00	4.04E+07	0.00E+00	2.58E+09
TE-125M	3.51E+08	9.50E+07	4.67E+07	9.84E+07	0.00E+00	0.00E+00	3.38E+08
TE-127M	1.32E+09	3.56E+08	1.57E+08	3.16E+08	3.77E+09	0.00E+00	1.07E+09
TE-129M	8.40E+08	2.35E+08	1.30E+08	2.71E+08	2.47E+09	0.00E+00	1.02E+09
I-131	1.43E+08	1.44E+08	8.18E+07	4.76E+10	2.36E+08	0.00E+00	1.28E+07
I-133	3.53E+06	4.37E+06	1.65E+06	8.12E+08	7.28E+06	0.00E+00	1.76E+06
CS-134	1.60E+10	2.63E+10	5.55E+09	0.00E+00	8.15E+09	2.93E+09	1.42E+08
CS-136	8.28E+07	2.28E+08	1.47E+08	0.00E+00	1.21E+08	1.81E+07	8.00E+06
CS-137	2.39E+10	2.29E+10	3.38E+09	0.00E+00	7.46E+09	2.68E+09	1.43E+08
BA-140	2.79E+08	2.44E+05	1.63E+07	0.00E+00	7.96E+04	1.46E+05	1.41E+08
CE-141	6.57E+05	3.28E+05	4.86E+04	0.00E+00	1.44E+05	0.00E+00	4.09E+08
CE-144	1.27E+08	3.99E+07	6.79E+06	0.00E+00	2.21E+07	0.00E+00	1.04E+10
PR-143	1.45E+05	4.36E+04	7.21E+03	0.00E+00	2.36E+04	0.00E+00	1.57E+08
ND-147	7.15E+04	5.79E+04	4.49E+03	0.00E+00	3.18E+04	0.00E+00	9.18E+07

TABLE 5.7.3

Page 1 of 1

Pathway Dose Factors, R_i

AGE GROUP: TEEN

PATHWAY: VEGETATION

NUCLIDE	ORGAN DOSE FACTORS: m^2 - mrem/year per $\mu Ci/sec$						
	BONE	LIVER	T.BODY	THYROID	KIDNEY	LUNG	GI-LLI
H-3	0.00E+00	2.59E+03	2.59E+03	2.59E+03	2.59E+03	2.59E+03	2.59E+03
C-14	3.69E+08	7.38E+07	7.38E+07	7.38E+07	7.38E+07	7.38E+07	7.38E+07
CR-51	0.00E+00	0.00E+00	6.16E+04	3.42E+04	1.35E+04	8.79E+04	1.03E+07
MN-54	0.00E+00	4.54E+08	9.01E+07	0.00E+00	1.36E+08	0.00E+00	9.32E+08
FE-55	3.26E+08	2.31E+08	5.39E+07	0.00E+00	0.00E+00	1.47E+08	1.00E+08
FE-59	1.80E+08	4.19E+08	1.62E+08	0.00E+00	0.00E+00	1.32E+08	9.91E+08
CO-58	0.00E+00	4.36E+07	1.01E+08	0.00E+00	0.00E+00	0.00E+00	6.01E+08
CO-60	0.00E+00	2.49E+08	5.60E+08	0.00E+00	0.00E+00	0.00E+00	3.24E+09
NI-63	1.61E+10	1.13E+09	5.45E+08	0.00E+00	0.00E+00	0.00E+00	1.81E+08
ZN-65	4.24E+08	1.47E+09	6.86E+08	0.00E+00	9.42E+08	0.00E+00	6.23E+08
RB-86	0.00E+00	2.73E+08	1.28E+08	0.00E+00	0.00E+00	0.00E+00	4.04E+07
SR-89	1.52E+10	0.00E+00	4.34E+08	0.00E+00	0.00E+00	0.00E+00	1.80E+09
SR-90	7.51E+11	0.00E+00	1.85E+11	0.00E+00	0.00E+00	0.00E+00	2.11E+10
Y-91	7.84E+06	0.00E+00	2.10E+05	0.00E+00	0.00E+00	0.00E+00	3.22E+09
ZR-95	1.72E+06	5.43E+05	3.73E+05	0.00E+00	7.98E+05	0.00E+00	1.25E+09
NB-95	1.92E+05	1.07E+05	5.87E+04	0.00E+00	1.03E+05	0.00E+00	4.56E+08
RU-103	6.82E+06	0.00E+00	2.92E+06	0.00E+00	2.41E+07	0.00E+00	5.70E+08
RU-106	3.09E+08	0.00E+00	3.90E+07	0.00E+00	5.97E+08	0.00E+00	1.48E+10
AG-110M	1.52E+07	1.43E+07	8.72E+06	0.00E+00	2.74E+07	0.00E+00	4.03E+09
TE-125M	1.48E+08	5.34E+07	1.98E+07	4.14E+07	0.00E+00	0.00E+00	4.37E+08
TE-127M	5.52E+08	1.96E+08	6.56E+07	1.31E+08	2.24E+09	0.00E+00	1.37E+09
TE-129M	3.61E+08	1.34E+08	5.72E+07	1.17E+08	1.51E+09	0.00E+00	1.36E+09
I-131	7.69E+07	1.08E+08	5.78E+07	3.14E+10	1.85E+08	0.00E+00	2.13E+07
I-133	1.94E+06	3.29E+06	1.00E+06	4.59E+08	5.77E+06	0.00E+00	2.49E+06
CS-134	7.10E+09	1.67E+10	7.75E+09	0.00E+00	5.31E+09	2.03E+09	2.08E+08
CS-136	4.39E+07	1.73E+08	1.16E+08	0.00E+00	9.41E+07	1.48E+07	1.39E+07
CS-137	1.01E+10	1.35E+10	4.69E+09	0.00E+00	4.59E+09	1.78E+09	1.92E+08
BA-140	1.39E+08	1.71E+05	8.97E+07	0.00E+00	5.78E+04	1.15E+05	2.15E+08
CE-141	2.83E+07	1.89E+05	2.17E+04	0.00E+00	8.90E+04	0.00E+00	5.41E+08
CE-144	5.28E+07	2.18E+07	2.83E+06	0.00E+00	1.30E+07	0.00E+00	1.33E+10
PR-143	6.99E+04	2.79E+04	3.48E+03	0.00E+00	1.62E+04	0.00E+00	2.30E+08
ND-147	3.62E+04	3.94E+04	2.36E+03	0.00E+00	2.31E+04	0.00E+00	1.42E+08

TABLE 5.7.4

Page 1 of 1

Pathway Dose Factors, R_i

AGE GROUP: ADULT

PATHWAY: VEGETATION

NUCLIDE	ORGAN DOSE FACTORS: m^2 - mrem/year per $\mu\text{Ci/sec}$						
	BONE	LIVER	T.BODY	THYROID	KIDNEY	LUNG	GI-LLI
H-3	0.00E+00	2.26E+03	2.26E+03	2.26E+03	2.26E+03	2.26E+03	2.26E+03
C-14	2.28E+08	4.55E+07	4.55E+07	4.55E+07	4.55E+07	4.55E+07	4.55E+07
CR-51	0.00E+00	0.00E+00	4.64E+04	2.77E+04	1.02E+04	6.15E+04	1.17E+07
MN-54	0.00E+00	3.13E+08	5.97E+07	0.00E+00	9.31E+07	0.00E+00	9.58E+08
FE-55	2.10E+08	1.45E+08	3.38E+07	0.00E+00	0.00E+00	8.08E+07	8.31E+07
FE-59	1.26E+08	2.97E+08	1.14E+08	0.00E+00	0.00E+00	8.29E+07	9.89E+08
CO-58	0.00E+00	3.07E+07	6.89E+07	0.00E+00	0.00E+00	0.00E+00	6.23E+08
CO-60	0.00E+00	1.67E+08	3.69E+08	0.00E+00	0.00E+00	0.00E+00	3.14E+09
NI-63	1.04E+10	7.21E+08	3.49E+08	0.00E+00	0.00E+00	0.00E+00	1.50E+08
ZN-65	3.17E+08	1.01E+09	4.56E+08	0.00E+00	6.75E+08	0.00E+00	6.36E+08
RB-86	0.00E+00	2.19E+08	1.02E+08	0.00E+00	0.00E+00	0.00E+00	4.32E+07
SR-89	9.98E+09	0.00E+00	2.86E+08	0.00E+00	0.00E+00	0.00E+00	1.60E+09
SR-90	6.05E+11	0.00E+00	1.48E+11	0.00E+00	0.00E+00	0.00E+00	1.75E+10
Y-91	5.12E+06	0.00E+00	1.37E+05	0.00E+00	0.00E+00	0.00E+00	2.82E+09
ZR-95	1.17E+06	3.77E+05	2.55E+05	0.00E+00	5.91E+05	0.00E+00	1.19E+09
NB-95	1.42E+05	7.92E+04	4.26E+04	0.00E+00	7.83E+04	0.00E+00	4.81E+08
RU-103	4.77E+06	0.00E+00	2.06E+06	0.00E+00	1.82E+07	0.00E+00	5.57E+08
RU-106	1.93E+08	0.00E+00	2.44E+07	0.00E+00	3.72E+08	0.00E+00	1.25E+10
AG-110M	1.05E+07	9.75E+06	5.79E+06	0.00E+00	1.92E+07	0.00E+00	3.98E+09
TE-125M	9.66E+07	3.50E+07	1.29E+07	2.90E+07	3.93E+08	0.00E+00	3.86E+08
TE-127M	3.49E+08	1.25E+08	4.26E+07	8.93E+07	1.42E+09	0.00E+00	1.17E+09
TE-129M	2.51E+08	9.37E+07	3.97E+07	8.63E+07	1.05E+09	0.00E+00	1.26E+09
I-131	8.08E+07	1.16E+08	6.62E+07	3.79E+10	1.98E+08	0.00E+00	3.05E+07
I-133	2.09E+06	3.63E+06	1.11E+06	5.34E+08	6.33E+06	0.00E+00	3.26E+06
CS-134	4.67E+09	1.11E+10	9.08E+09	0.00E+00	3.59E+09	1.19E+09	1.94E+08
CS-136	4.28E+07	1.69E+08	1.22E+08	0.00E+00	9.41E+07	1.29E+07	1.92E+07
CS-137	6.36E+09	8.70E+09	5.70E+09	0.00E+00	2.95E+09	9.81E+08	1.68E+08
BA-140	1.29E+08	1.62E+05	8.74E+06	0.00E+00	5.52E+04	9.29E+04	2.66E+08
CE-141	1.97E+05	1.33E+05	1.51E+04	0.00E+00	6.20E+04	0.00E+00	5.10E+08
CE-144	3.29E+07	1.38E+07	1.77E+06	0.00E+00	8.16E+06	0.00E+00	1.11E+10
PR-143	6.25E+04	2.51E+04	3.10E+03	0.00E+00	1.45E+04	0.00E+00	2.74E+08
ND-147	3.34E+04	3.85E+04	2.31E+03	0.00E+00	2.25E+04	0.00E+00	1.85E+08

SAXTON NUCLEAR	Saxton Nuclear Experimental Corporation Facility Policy and Procedure Manual	Number 6575-PLN-4542.08
Title SNEC Facility Offsite Dose Calculation Manual		Revision No. 0

6.0 EFFLUENT TOTAL DOSE ASSESSMENT

6.1 Total Dose Calculation

The annual (calendar year) dose or dose commitment to any member of the public, due to releases of radioactivity and to radiation from uranium fuel cycle sources shall be limited to less than or equal to 25 mrem to the total body or any organ except the thyroid, which shall be limited to less than or equal to 75 mrem. This control is provided in order to meet the dose limitations of 40 CFR 190.

The total dose from SNEC Facility (uranium fuel cycle facilities within 8 kilometers) is calculated by summing the calculated annual doses to critical organs of a real individual for liquid effluent using Section 2.1 methodology, for gaseous effluent using Section 5.2.1 methodology, and the direct radiation from the site from the environmental monitoring program's direct radiation (TLD) monitors.

7.0 PART II REFERENCES

1. EPRI NP-3840, RP 1560-3 Final Report, "Environmental Radiation Doses From Difficult-To-Measure Nuclides," January 1985
2. SNEC Facility Final Safety Analysis Report (FSAR)
3. NUREG-0017, "Calculation of Releases of Radioactive Materials in Gaseous and Liquid Effluents from PWR," Revision 1, 1985
4. NUREG-0133, "Preparation of Radiological Effluent Technical Specifications for Nuclear Power Plants," October 1978
5. NUREG-0172, "Age-Specific Radiation Dose Commitment Factors For A One-Year Chronic Intake," November 1977
6. Regulatory Guide 1.21, "Measuring, Evaluating, and Reporting Radioactivity in Solid Wastes and Releases of Radioactive Materials in Liquid and Gaseous Effluents from Light-Water Cooled Nuclear Power Plants," Revision 1, June 1974
7. Regulatory Guide 1.109, "Calculation of Annual Doses to Man from Routine Releases of Reactor Effluents for the Purpose of Evaluating Compliance with 10 CFR 50, Appendix I," Revision 1, October 1977
8. Simplified Environmental Effluent Dosimetry System (SEEDS)
9. Title 10, Code of Federal Regulations, "Energy"
10. SNEC Facility Technical Specifications, attached to Facility Operating License No. DPR-4
11. Regulatory Guide 1.111, "Methods for Estimating Atmospheric Transport and Dispersion of Gaseous Effluents in Routine Releases from Light-Water-Cooled Reactors," Revision 1, July 1977
12. Radiological Assessment Branch Technical Position on Environmental Monitoring, Revision 1, November 1979
13. Title 40, Code of Federal Regulations, "Protection of Environment"

SAXTON NUCLEAR	Saxton Nuclear Experimental Corporation Facility Policy and Procedure Manual	Number 6575-PLN-4542.08
Title SNEC Facility Offsite Dose Calculation Manual		Revision No. 0

14. Regulatory Guide 4.13, "Performance, Testing, and Procedural Specifications for Thermoluminescence Dosimetry: Environmental Applications," Revision 1, July 1977
15. RAF 6612-95-019, "Calculation of Maximum Annual Average X/Q's for SNEC Facility"

SAXTON NUCLEAR

Saxton Nuclear Experimental Corporation
Facility Policy and Procedure Manual

Number

6575-PLN-4542.08

Title

Revision No.

SNEC Facility Offsite Dose Calculation Manual

0

PART III

REPORTING REQUIREMENTS

SAXTON NUCLEAR	Saxton Nuclear Experimental Corporation Facility Policy and Procedure Manual	Number 6575-PLN-4542.08
Title SNEC Facility Offsite Dose Calculation Manual		Revision No. 0

1.0 ANNUAL RADIOLOGICAL ENVIRONMENTAL OPERATING REPORT

- 1.1 Routine Radiological Environmental Operating Reports covering the operation of the unit during the previous calendar year shall be submitted to the Commission prior to May 1 of each year.
- 1.2 The Annual Radiological Environmental Operating Reports shall include summaries, interpretations, and an analysis of trends of the results of the radiological environmental monitoring activities for the report period, including a comparison with pre-decommissioning studies, with decommissioning controls as appropriate, and with previous environmental monitoring reports, and an assessment of the observed impacts of the plant operation on the environment. The reports shall also include the results of the Land Use Census if required by the Action statement of Control 2.3.2.
- 1.3 The Annual Radiological Environmental Operating Reports shall include the summarized tabulated results of analysis of all radiological environmental samples and environmental radiation measurements required by Part I Table 2.3-1 taken during the period pursuant to the locations specified in the tables and figures in this ODCM, as well as summarized and tabulated results of these analyses and measurements in a format similar to the table in the Radiological Assessment Branch Technical Position, Revision 1, November 1979. In the event that some individual results are not available for inclusion with the report, the report shall be submitted explaining the reasons for the missing results. The missing data shall be submitted as soon as possible in a supplementary report.
- 1.4 The reports shall also include the following: a summary description of the radiological environments monitoring program; a map(s) of all sampling locations keyed to a table giving distances and directions from the SNEC Facility Containment Building; the results of licensee participation in the Interlaboratory Comparison Program, required by Part I, Control 2.3.3; discussion of all deviations from the sampling schedule of Part I, Table 2.3-1; discussion of all the required analyses in which the LLD required by Part I, Table 2.3-2 was not achievable.

2.0 ANNUAL RADIOACTIVE EFFLUENT RELEASE REPORT

- 2.1 Routine Radioactive Effluent Release Reports covering the operations of the unit during the previous 12 months of operation shall be submitted prior to May 1.
- 2.2 The following information shall be included in both Radioactive Effluent Release Reports to be submitted each year:

The Radioactive Effluent Release Reports shall include a summary of the quantities of radioactive liquid and gaseous effluents and solid waste released from the unit as outlined in Reg. Guide 1.21, Rev. 1, with data summarized on a quarterly basis following the format of Appendix B thereof.
- 2.3 The Radioactive Effluent Release Reports shall include the following information for each type of solid waste shipped offsite during the report period:
 - a. container volume,
 - b. total curie quantity (specify whether determined by measurement or estimate),
 - c. principal radionuclides (specify whether determined by measurement or estimate),

SAXTON NUCLEAR	Saxton Nuclear Experimental Corporation Facility Policy and Procedure Manual	Number 6575-PLN-4542.08
Title SNEC Facility Offsite Dose Calculation Manual	Revision No. 0	

- d. type of waste (e.g., spent resin, compacted dry waste, evaporator bottoms),
- e. type of shipment (e.g., LSA, Type A, Type B) and
- f. solidification agent (e.g., cement).

- 2.4 The Radioactive Effluent Release Reports shall include a summary of unplanned releases from the site to unrestricted areas of radioactive materials in gaseous and liquid effluents made during the reporting period.
- 2.5 The Radioactive Effluent Release Reports shall include any changes made during the reporting period to the PROCESS CONTROL PROGRAM (PCP) documents and to the OFFSITE DOSE CALCULATION MANUAL (ODCM), as well as a listing of new locations for dose calculations and/or environmental monitoring identified by the land use census pursuant to Part I Control 2.3.2.
- 2.6 The Radioactive Effluent Release Reports shall include the instrumentation not returned to OPERABLE status within 30 days per ODCM Part I Control 2.1.2.b.
- 2.7 The Radioactive Effluent Release Report shall include an assessment of the radiation doses due to the radioactive liquid and gaseous effluents released from the unit or station during the previous calendar year. All assumptions used in making these assessments shall be included in these reports. The assessment of radiation doses shall be performed in accordance with this ODCM.
- 2.8 The Radioactive Effluent Release Report shall include an assessment of the radiation doses from radioactive liquid and gaseous effluents to MEMBERS OF THE PUBLIC due to their activities inside the SITE BOUNDARY during the report period to verify compliance with the requirements of 10CFR20.1301.
- 2.9 The Radioactive Effluent Release Report shall also include an assessment of radiation doses to the likely most exposed real individual from reactor releases and other nearby uranium fuel cycle sources including doses from primary effluent pathways and direct radiation for the previous 12 consecutive months to show conformance with 40 CFR 190 "Environmental Radiation Protection Standards for Nuclear Power Operation." Acceptable methods for calculating the dose contributions from liquid and gaseous effluents are given in Regulatory Guide 1.109, Rev. 1.

3.0 **PART III REFERENCES**

- 3.1 Radiological Assessment Branch Technical Position on Environmental Monitoring, Revision 1, November 1979
- 3.2 Regulatory Guide 1.21, "Measuring, Evaluating, and Reporting Radioactivity in Solid Wastes and Releases of Radioactive Materials in Liquid and Gaseous Effluents from Light-Water-Cooled Nuclear Power Plants," Revision 1, June 1974
- 3.3 SNEC Facility Technical Specifications, attached to Facility Operating License No. DPR-4
- 3.4 Title 40, Code of Federal Regulations, "Protection of Environment"
- 3.5 Regulatory Guide 1.109, "Calculation of Annual Doses to Man from Routine Releases of Reactor Effluents for the Purpose of Evaluating Compliance with 10 CFR Part 50, Appendix I," Revision 1, October 1977

SAXTON NUCLEAR	Saxton Nuclear Experimental Corporation Facility Policy and Procedure Manual	Number 6575-PLN-4542.08
Title SNEC Facility Offsite Dose Calculation Manual		Revision No. 0

- 3.6 Title 10, Code of Federal Regulations, "Energy"
- 3.7 Regulatory Guide 1.111, "Methods of Estimating Atmospheric Transport and Dispersion of Gaseous Effluents in Routine Releases from Light-Water-Cooled Reactors." Revision 1, July 1977
- 3.8 Regulatory Guide 1.112, "Calculation of Releases of Radioactive Materials in Gaseous and Liquid Effluents from Light-Water-Cooled Power Reactors," Revision O-R, May 1997
- 3.9 Regulatory Guide 1.113, "Estimating Aquatic Dispersion of Effluents from Accidental and Routine Reactor Releases for the Purpose of Implementing Appendix I." Revision 1, April 1977
- 3.10 RAF 6612-96-007, "Maximum Offsite Dose from Release of Saxton Pipe Tunnel Water"

APPENDIX A**P_i - Pathway Dose Rate Parameter**

$$P_i (\text{inhalation}) = k' (\text{BR}) \text{DFA}_i \quad (\text{Eq A-1})$$

Where:

P_i = the pathway dose rate parameter for radionuclide, *i*, (other than noble gases) for the inhalation pathway, in mrem/yr per microcurie/m³. The dose factors are based on the critical individual organ for the child age group.

k' = conversion factor, 1E6 pCi/microcurie

BR = 3700 m³/yr, breathing rate for child (Reg. Guide 1.109, Rev. 1, Table E-5)

DFA_i = the maximum organ inhalation dose factor for the infant age group for the *i*th radionuclide (mRem/pCi). Values are taken from Table E-10, Reg. Guide 1.109 (Rev. 1).

Resolution of the units yields: (ODCM Part II Table 4.3)

$$P_i (\text{inhalation}) = 3.7\text{E}9 \text{ DFA}_i (\text{mrem} / \text{yr per } \mu\text{Ci} / \text{m}^3) \quad (\text{Eq A-2})$$

NOTE

The latest NRC Guidance has deleted the requirement to determine P_i (ground plane) and P_i (food). In addition, the critical age group has been changed from infant to child.

APPENDIX B

 R_i - Inhalation Pathway Dose Factor

$$R_i = k'(BR)(DFA_{i,a,o})(\text{mrem / yr per microcurie} / \text{m}^3) \quad (\text{Eq B-1})$$

Where:

k' = conversion factor, $1\text{E6 pCi/microcurie}$

BR = breathing rate, 1400, 3700, 8000, 8000 m^3/yr for infant, child, teenager, and adult age groups, respectively. (Reg. Guide 1.109, Rev. 1, Table E-5)

$DFA_{i,a,o}$ = the inhalation dose factor for organ, o, of the receptor of a given age group, a, and for the i th radionuclide, in mrem/pCi . The total body is considered as an organ in the selection of $DFA_{i,a,o}$. Values are taken from Tables E-7 through E-10, Reg. Guide 1.109 (Rev. 1).

Resolutions of the units yields:

$$R_i = (1.4\text{E9}) (DFA_{i,a,o}) \text{ infant (ODCM Part II Table 5.2.1)}$$

$$R_i = (3.7\text{E9}) (DFA_{i,a,o}) \text{ child (ODCM Part II Table 5.2.2)}$$

$$R_i = (8.0\text{E9}) (DFA_{i,a,o}) \text{ teen and adult (ODCM Part II Tables 5.2.3 and 5.2.4)}$$

APPENDIX C **R_i - Ground Plane Pathway Dose Factor**

$$R_i = k' k'' (SF) (DFG_i) [(1 - e^{-\lambda_i t}) / \lambda_i] \quad (\text{Eq C-1})$$

Where:

 k' = conversion factor, 1E6 pCi/microcurie k'' = conversion factor, 8760 hr/yr λ_i = decay constant for the i th radionuclide, sec⁻¹ t = the exposure time (this calculation assumes that decay is the only operating removal mechanism)
4.73 x E8 sec. (15 yrs), Reg. Guide 1.109 (Rev. 1), Appendix C DFG_i = the ground plane dose conversion factor for the i th radionuclide (mrem/hr per pCi/m²). Values are taken from Table E-6, Reg. Guide 1.109 (Rev. 1). These values apply to all age groups. SF = 0.7, shielding factor, from Table E-15 Reg. Guide 1.109 (Rev. 1)

Reference ODCM Part II Table 5.3.1

APPENDIX D

Page 1 of 2

 R_i - Grass Cow-Milk Pathway Dose Factor

$$R_i = k' [(Q_F \times U_{AP}) / (\lambda_i + \lambda_w)] \times (F_M) \times (r) \times (DFL_{i,a,o}) \times$$

$$[(f_p \times f_s) / Y_p] + [(1 - f_p \times f_s) e^{-\lambda_i t_h} / Y_s] e^{-\lambda_i t_f} \quad (\text{Eq D-1})$$

Where:

 k' = conversion factor, 1E6 pCi/microcurie Q_F = cow consumption rate, 50 kg/day, (Reg. Guide 1.109, Rev. 1) goat consumption rate, 6 kg/day, (Reg. Guide 1.109, Rev. 1, Table E-2) U_{AP} = Receptor's milk consumption rate; 330, 330, 400, 310 liters/yr for infant, child, teenager, and adult age groups, respectively (Reg. Guide 1.109, Rev. 1) Y_P = agricultural productivity by unit area of pasture feed grass, 0.7 kg/m² (NUREG-0133) Y_S = agricultural productivity by unit area of stored feed, 2.0 kg/m² (NUREG-0133) F_M = stable element transfer coefficient (Table E-1, Reg. Guide 1.109, Rev. 1) r = fraction of deposited activity retained in cow's feed grass, 0.2 for particulates, 1.0 for radioiodine (Table E-15, Reg. Guide 1.109, Rev. 1) $DFL_{i,a,o}$ = the ingestion dose factor for organ, o, and the ith radionuclide for each respective age group, a (Tables E-11 to E-14, Reg. Guide 1.109, Rev. 1) λ_i = decay constant for the ith radionuclide, sec⁻¹ λ_w = decay constant for weathering, 5.73×10^{-7} sec⁻¹ (NUREG-0133); based on a 14 day half life t_f = 1.73×10^5 sec, the transport time from pasture to cow to milk to receptor (Table E-15, Reg. Guide 1.109, Rev. 1), or 2 days t_h = 7.78×10^6 sec, the transport time from pasture to harvest to cow to milk to receptor (Table E-15, Reg. Guide 1.109, Rev. 1), or 90 days f_p = 1.0, the fraction of the year that the cow is on pasture f_s = 1.0, the fraction of the cow feed that is pasture grass while the cow is on pasture

APPENDIX D

Page 2 of 2

The concentration of tritium in milk is based on the airborne concentration rather than the deposition. Therefore, R_i is based on (X/Q) :

$$R_{t,a,o}^C = k' k'' F_m Q_f U_{AP} DFL_{t,a,o} (.75 [.5 / H]) \quad (\text{Eq D-2})$$

Where:

$k''' = 1\text{E3 grams/kg}$

$H = 8 \text{ grams/m}^3$, absolute humidity of the atmosphere

$.75 =$ fraction of the total feed grass mass that is water

$.5 =$ ratio of the specific activity of the feed grass water to the atmospheric water (NUREG-0133)

$DFL_{t,a,o} =$ the ingestion dose factor for tritium and organ. o, for each respective age group, a (Tables E-11 to E-14, Reg. Guide 1.109, Rev. 1)

All other parameters and values are as given above.

NOTE

Goat-milk pathway factor, R_i , will be computed using the cow-milk pathway factor equation. F_m factor for goat-milk will be from Table E-2 Reg. Guide 1.109, Rev. 1.

Reference: ODCM Part II Tables 5.4.1 to 5.4.4

APPENDIX E

Page 1 of 2

 R_i - Cow-Meat Pathway Dose Factor

$$R_i = k' [(Q_F \times U_{AP}) / (\lambda_i + \lambda_w)] \times (F_r) \times (r) \times (DFL_{i,a,o}) \times$$

(Eq E-1)

$$[(f_p \times f_s) \times Y_p] + [(1 - f_p \times f_s) \times e^{-\lambda_i t_h} / Y_s] \times e^{-\lambda_i t_f}$$

Where:

 k' = conversion factor, 1E6 picocurie/microcurie (pCi/ μ ci) Q_F = cow consumption rate, 50 kg/day, (Reg. Guide 1.109, Rev. 1) U_{AP} = Receptor's meat consumption rate; 0, 41, 65, 110 kg/yr for infant, child, teenager, and adult age groups, respectively (Reg. Guide 1.109, Rev. 1) F_r = the stable element transfer coefficients, days/kg (Table E-1, Reg. Guide 1.109, Rev. 1) r = fraction of deposited activity retained in cow's feed grass, 0.2 for particulates, 1.0 for radioiodine (Table E-11, Reg. Guide 1.109, Rev. 1) $DFL_{i,a,o}$ = the ingestion dose factor for organ, o, and the i th radionuclide for each respective age group, a (Tables E-11 to E-14, Reg. Guide 1.109, Rev. 1) λ_i = decay constant for the radionuclide i , sec^{-1} λ_w = decay constant for weathering, $5.73 \times 10^{-7} \text{ sec}^{-1}$ (NUREG-0133), based on a 14 day half life t_f = $1.73 \times 10^6 \text{ sec}$, the transport time from pasture to receptor (NUREG-0133) t_h = $7.78 \times 10^6 \text{ sec}$, the transport time from crop to receptor (NUREG-0133) Y_p = agricultural productivity by unit area of pasture feed grass, 0.7 kg/m^2 (NUREG-0133) Y_s = agricultural productivity by unit area of stored feed, 2.0 kg/m^2 (NUREG-0133) f_p = 1.0, the fraction of the year that the cow is on pasture f_s = 1.0, the fraction of the cow feed that is pasture grass while the cow is on pasture

SAXTON NUCLEAR	Saxton Nuclear Experimental Corporation Facility Policy and Procedure Manual	Number 6575-PLN-4542.08
Title SNEC Facility Offsite Dose Calculation Manual	Revision No. 0	

APPENDIX E

Page 2 of 2

The concentration of tritium in meat is based on the airborne concentration rather than the deposition. Therefore, R_i is based on (X/Q) :

$$R_{t,a,o} = k'k''F_f Q_f U_{AP}(DFL_{t,a,o}) \times 0.75 \times (0.5 / H) \quad (\text{Eq E-2})$$

Where:

All terms are as defined above and in Appendix D.

Reference: ODCM Part II, Tables 5.6.1 to 5.6.4

APPENDIX F

 R_i - Vegetation Pathway Dose Factor

$$R_i = k' \times [r / (Y_v / \lambda_i + \lambda_w))] \times (DFL_{i, a, o}) \times [(U_A^L) f_L e^{-\lambda_i t_L} + U_A^S f_g e^{-\lambda_i t_h}] \quad (\text{Eq F-1})$$

Where:

 $k' = 1\text{E6}$ picocurie/microcurie (pCi/ μ ci) U_A^L = the consumption rate of fresh leafy vegetation, 0, 26, 42, 64 kg/yr for infant, child, teenager, or adult age groups, respectively (Reg. Guide 1.109, Rev. 1) U_A^S = the consumption rate of stored vegetation, 0, 520, 630, 520 kg/yr for infant, child, teenager, or adult age groups respectively (Reg. Guide 1.109, Rev. 1) f_L = the fraction of the annual intake of fresh leafy vegetation grown locally, = 1.0 (NUREG-0133) f_g = the fraction of the stored vegetation grown locally = 0.76 (NUREG-0133) t_L = the average time between harvest of leafy vegetation and its consumption, 8.6×10^4 seconds [Table E-15, Reg. Guide 1.109, Rev. 1 (24 hrs)] t_h = the average time between harvest of stored leafy vegetation and its consumption, 5.18×10^6 seconds, [Table E-15, Reg. Guide 1.109, Rev. 1 (60 days)] Y_v = the vegetation area density, 2.0 kg/m^2 (Table E-15, Reg. Guide 1.109, Rev. 1)

All other parameters are as previously defined.

The concentration of tritium in vegetation is based on the airborne concentration rather than the deposition. Therefore, R_i is based on (X/Q)

$$R_{t, a, o} = k' k'' [(U_A^L f_L + U_A^S f_g) (DFL_{t, a, o}) (.75 [1.5 / H])] \quad (\text{Eq F-2})$$

Where:

All terms are as defined above and in Appendix D.

Reference: ODCM Part II, Tables 5.7.1 to 5.7.4

APPENDIX A-F REFERENCES

Page 1 of 4

Parameters Used in Dose Factor Calculations

Parameter	Value	Origin of Value		
		Table in R.G. 1.109	Section of NUREG-0133	Site- Specific
	*** For P_i ***			
DFA_i	Each radionuclide	E-9		Note 1
BR	$3700 \text{ m}^3/\text{yr}$ (child)	E-5		
	For R_i (Vegetation)			
r	Each element type	E-1		
Y_V	2.0 kg/m^2	E-15		
λ_w	$5.73\text{E-}7 \text{ sec}^{-1}$		5.3.1.3	
DFL_i	Each age group and radionuclide	E-11 thru E-14		Note 1
U_a^L	Each age group	E-5		
f_L	1.0		5.3.1.5	
t_L	$8.6\text{E+}4$ seconds	E-15		
U_a^S	Each age group	E-5		
f_q	0.76		5.3.1.5	
t_h	$5.18\text{E+}6$ seconds	E-15		
H	8.0 grams/kg		5.2.1.3	
	For R_i (Inhalation)			
BR	Each age group	E-5		
DFA_i	Each age group and nuclide	E-7 thru E-10		Note 1