

TEXAS UTILITIES GENERATING CO CPSES	PROCEDURE NUMBER	REVISION	ISSUE DATE	PAGE
	CP-QP-15.0	4	JAN 11 1984	1 of 4
TAGGING SYSTEM	PREPARED BY: <u>Wesley Mahan</u> <u>1/10/84</u> DATE			
	APPROVED BY: <u>[Signature]</u> <u>1/10/84</u> DATE			

1.0 REFERENCES

1-A CP-QP-16.0, "Nonconformances"

2.0 GENERAL

The purpose of this procedure is to establish a system of tagging material, parts or components to preclude inadvertent use of deficient or nonconforming items. Inspection and test status of an item or items may be maintained by physical location, travelers, stamps or inspection documentation, but are not within the scope of this procedure. The requirements of this procedure do not apply to material, parts or components under the jurisdiction of the ASME Code, Section III, Division 1.

3.0 PROCEDURE

3.1 TAGGING

Tagging of an item may be used to reflect the inspection and test status. Tags (Figure 1) to be used are as follows:

- a. Hold Tags - Hold Tags shall be placed on material, parts or components when these items are found nonconforming to applicable design requirements as per Reference 1-A. The Hold Tag shall reference the applicable NCR number and list the specific item which is nonconforming. All further processing shall cease except where such activities do not affect the form, fit or function of the item as determined by Quality Engineering or while a Temporary Waiver is applied.

TEXAS UTILITIES GENERATING CO. CPSES	PROCEDURE NUMBER	REVISION	ISSUE DATE	PAGE
	CP-QP-15.0	4	JAN 11 1984	2 of 4

- b. Temporary Waiver - Blue Temporary Waiver Tags shall be placed on items with Hold Tags when properly authorized as in Reference 1-A. The application of a Temporary Waiver Tag authorizes the activities noted on the NCR. When these activities are complete, the Temporary Waiver Tag shall be removed.
- c. Reject Tags - Red Reject Tags may be placed on, or adjacent to items which are found "Unsat" during inspections when specifically addressed in the inspection procedure. The reject tag should reference the "IR" number, inspector's name and phone extension. Construction may continue after application of the reject tag.
- d. Separation Violation - Separation Violation Tags shall be placed on raceway or components when separation violations are identified. The Separation Violation Tag shall reference the applicable Inspection Report number and the Defecency Report number. All further processing shall cease until corrected or after approval of a waiver and the QC Inspector has checked the waiver block and signed and dated the appropriate section of the Separation Violation Tag.

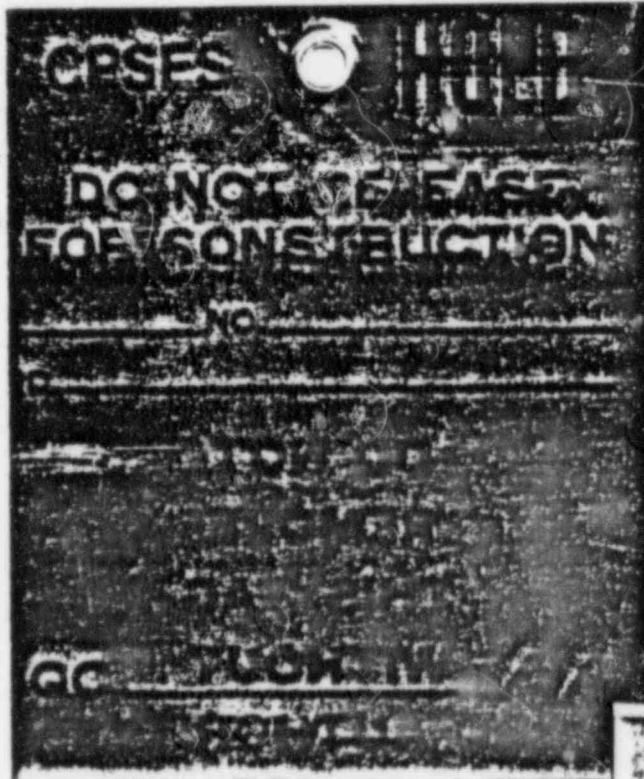
3.2 APPLICATION OF TAGS

Tags, when used, shall be applied in a conspicuous place, on the item if practical. Tags shall be removed only by authorized Quality Assurance/Control personnel.

NOTE: The reject tag is to serve only as a visual aid in the field for both the Craft and the Quality Control inspector for follow-up correction. It may be removed by the Craft to accomplish the applicable correction, but should be replaced for QC identification.

TEXAS UTILITIES GENERATING CO. CPSES	PROCEDURE NUMBER	REVISION	ISSUE DATE	PAGE
	CP-QP-15.0	4	JAN 11 1984	3 of 4

FIGURE I



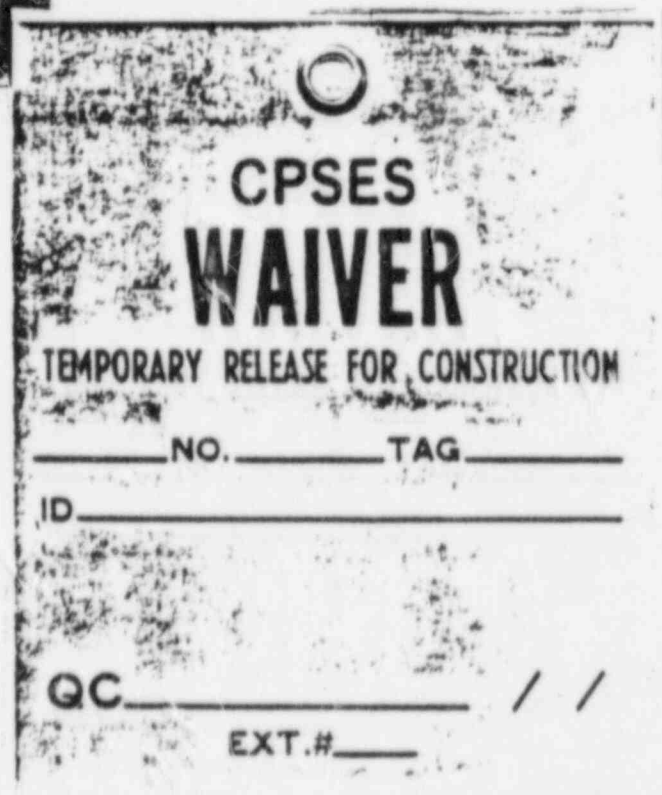
RED



RED

REJECT
IR# _____
QC _____
EXT# _____

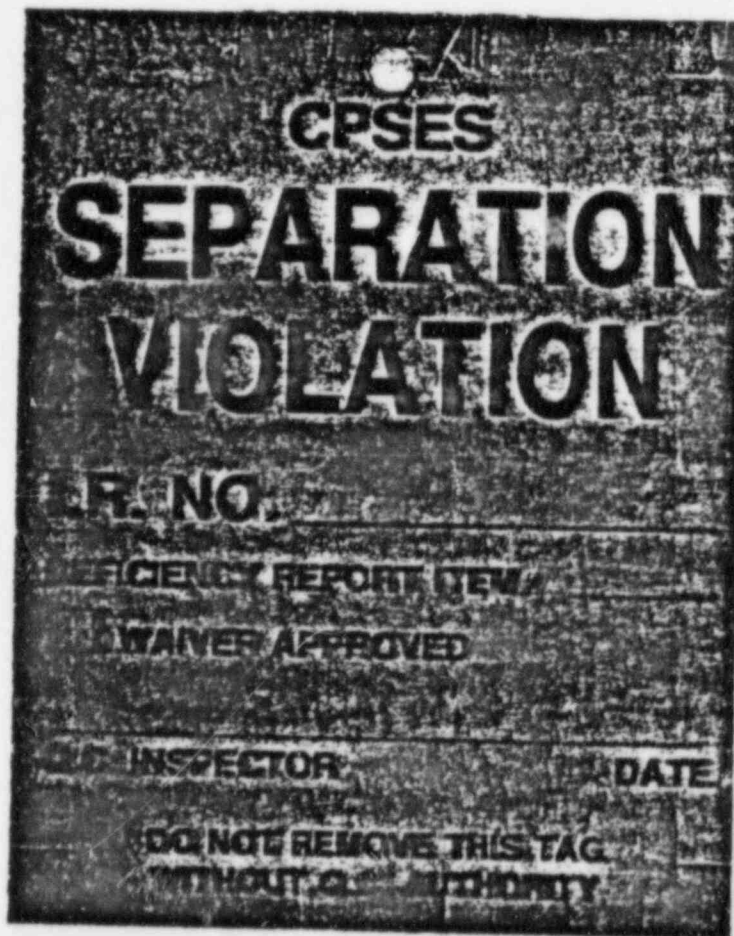
RED



BLUE

TEXAS UTILITIES GENERATING CO. CPSES	PROCEDURE NUMBER	REVISION	ISSUE DATE	PAGE
	CP-QP-15.0	4	JAN 11 1984	4 of 4

FIGURE 2



YELLOW

TEXAS UTILITIES GENERATING CO CPSES	PROCEDURE NUMBER	REVISION	ISSUE DATE	PAGE
	CP-QP-15.0	4	JAN 11 1984	1 of 4
TAGGING SYSTEM	PREPARED BY: <u>Wesley Mathew</u> <u>11/10/84</u> DATE			
	APPROVED BY: <u>[Signature]</u> <u>11/10/84</u> DATE			

1.0 REFERENCES

1-A CP-QP-16.0, "Nonconformances"

2.0 GENERAL

The purpose of this procedure is to establish a system of tagging material, parts or components to preclude inadvertent use of deficient or nonconforming items. Inspection and test status of an item or items may be maintained by physical location, travelers, stamps or inspection documentation, but are not within the scope of this procedure. The requirements of this procedure do not apply to material, parts or components under the jurisdiction of the ASME Code, Section III, Division 1.

3.0 PROCEDURE

3.1 TAGGING

Tagging of an item may be used to reflect the inspection and test status. Tags (Figure 1) to be used are as follows:

- a. Hold Tags - Hold Tags shall be placed on material, parts or components when these items are found nonconforming to applicable design requirements as per Reference 1-A. The Hold Tag shall reference the applicable NCR number and list the specific item which is nonconforming. All further processing shall cease except where such activities do not affect the form, fit or function of the item as determined by Quality Engineering or while a Temporary Waiver is applied.

CONTROLLED COPY
CONTROL No. PCI-005

TEXAS UTILITIES GENERATING CO. CPSES	PROCEDURE NUMBER	REVISION	ISSUE DATE	PAGE
	CP-QP-15.0	4	JAN 11 1984	2 of 4

- b. Temporary Waiver - Blue Temporary Waiver Tags shall be placed on items with Hold Tags when properly authorized as in Reference 1-A. The application of a Temporary Waiver Tag authorizes the activities noted on the NCR. When these activities are complete, the Temporary Waiver Tag shall be removed.
- c. Reject Tags - Red Reject Tags may be placed on, or adjacent to items which are found "Unsat" during inspections when specifically addressed in the inspection procedure. The reject tag should reference the "IR" number, inspector's name and phone extension. Construction may continue after application of the reject tag.
- d. Separation Violation - Separation Violation Tags shall be placed on raceway or components when separation violations are identified. The Separation Violation Tag shall reference the applicable Inspection Report number and the Deficiency Report number. All further processing shall cease until corrected or after approval of a waiver and the QC Inspector has checked the waiver block and signed and dated the appropriate section of the Separation Violation Tag.

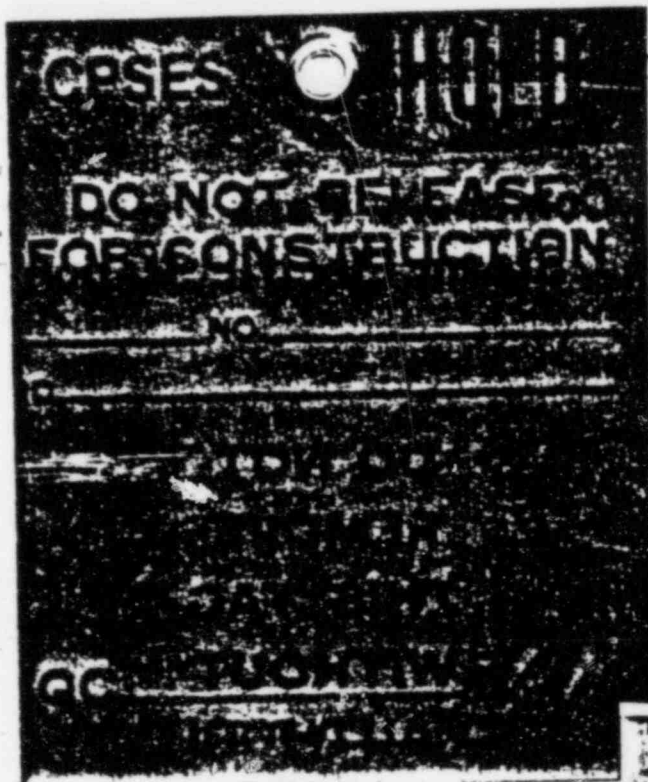
3.2 APPLICATION OF TAGS

Tags, when used, shall be applied in a conspicuous place, on the item if practical. Tags shall be removed only by authorized Quality Assurance/Control personnel.


NOTE: The reject tag is to serve only as a visual aid in the field for both the Craft and the Quality Control inspector for follow-up correction. It may be removed by the Craft to accomplish the applicable correction, but should be replaced for QC identification.

TEXAS UTILITIES GENERATING CO. CPSES	PROCEDURE NUMBER	REVISION	ISSUE DATE	PAGE
	CP-QP-15.0	4	JAN 11 1984	3 of 4

FIGURE I



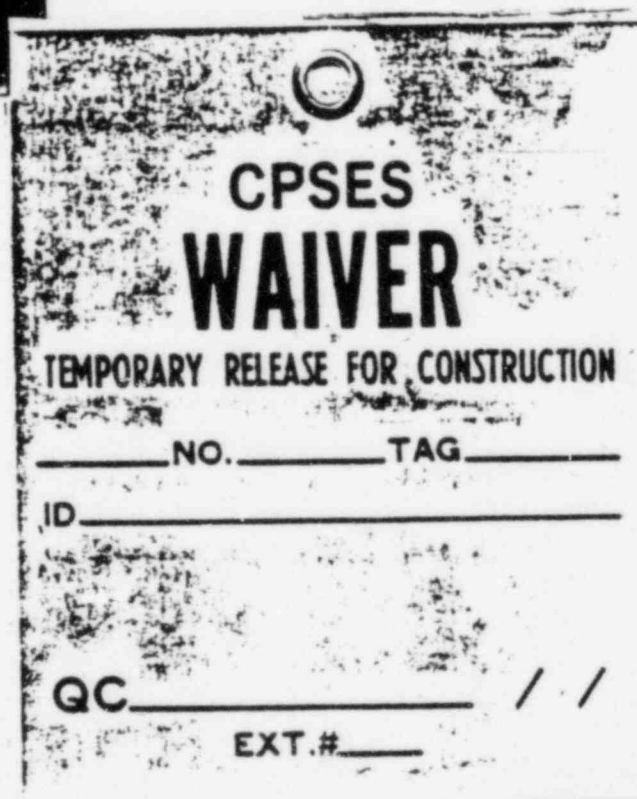
RED



RED

REJECT
 LR# _____
 QC _____
 EXT# _____

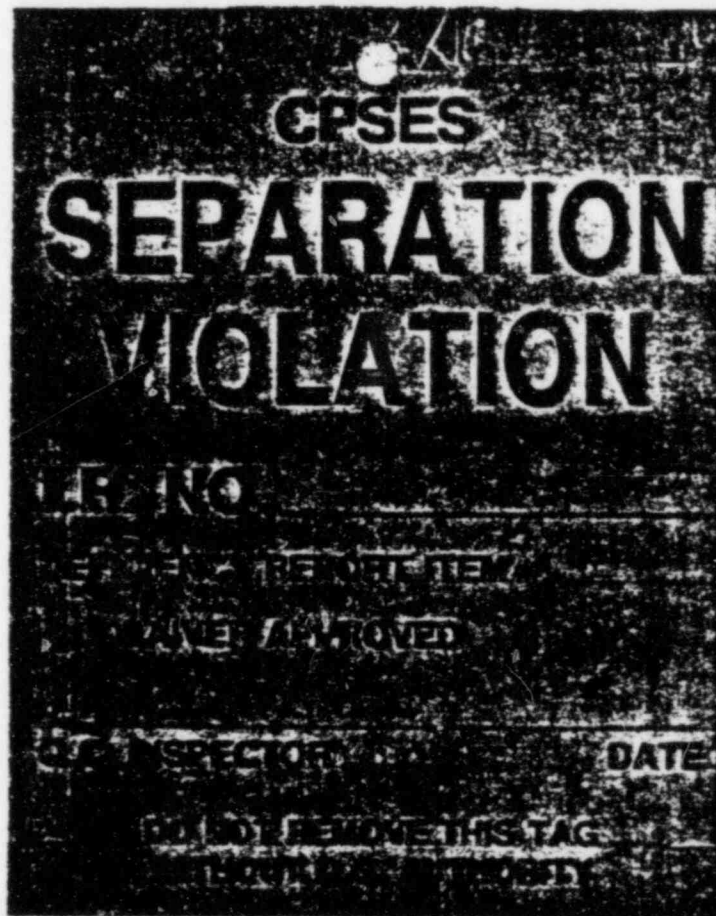
RED



BLUE

TEXAS UTILITIES GENERATING CO. CPSES	PROCEDURE NUMBER	REVISION	ISSUE DATE	PAGE
	CP-QP-15.0	4	JAN 11 1984	4 of 4

FIGURE 2



YELLOW