

CONTROLLED DOCUMENT

EMERGENCY PLAN IMPLEMENTING PROCEDURE TRANSMITTAL

CONTROLLED DOCUMENT

LIST I

ENTER NO. ~~11/1/86~~ ~~11/1/86~~ ~~11/1/86~~ DATE

EPD

EPD

V. Elish	6-8
G. Fiorelli	8-1
R. Selman	5-37
M. A. Cates	5-103
Compliance	5-17
Leon Brown	5-33
J. G. Sarver	5-102
V. Rhodes	1-1
Thomas P. Hillmer	5-121
T. Exum	5-40
DDC Library	1-2
M. W. Lantz	5-35
Penny Egebrecht	5-91
Harry Bieling	17-9
Gerald Simiele	5-128
J. Cederquist	5-20
T. Shriver	5-8
T. Barsuk	5-86
D. Best	5-88
R. Johnson	5-42
Sec Cpt	15-1
Michael Deblo	5-41
EOF	17-1A
EOF	17-1B
EOF	17-1C
EOF	17-1D
EOF (Room 12)	17-1E
EOF	17-1F
Unit 2 Rad Protection	5-95
Martha Roettger	5-114
Mike Crusa	17-4
M.L. Clyde	5-79
Dennis Yows	5-36
Bill Knighton	15-2
Russ Papworth	5-7
Bruce Rash	13-18
Dan Phillips	13-16

B

J. M. Allen	5-31
W. Fernow	5-14
C. Anderson	6-7
Sim Obs Rm	5-89
C. R. Dunaway	5-9
D. Nelson	5-18
M. Whitaker	5-38
J. Tench	5-19
A. Perouthka	6-6
J. R. Bynum	5-22
B. Simmons	6-10
F. Hicks	6-9

C

Unit 1 Control Room	5-2B
Kris Oberdorf	5-6
G. Olson	3-2
Unit 1 Radwaste	5-43
A. Porter	3-3
T. Warren	5-21
Startup Complex (Upstairs)	2-10A

D

B. Rogers/TSC	5-94
-TSC	3-5
Les Barlow	3-8
Steve Grove	3-4
Greg Roettger	5-112
Maintenance Manager	3-11
TSC E Plan Anal	3-5A
John Kirby	2-4
Unit 2 Control Room	5-25
Bob Adney	5-93

E

D. Fasnacht	19-1
M. Zimmerman	20-1
Jim St. John	14-47
Dan Canady	13-42

F

WRF/DDC	1-7
---------	-----

G

Unit III Control Rm.	5-39
Unit III I&C	3-33
Unit III Radiation Protection	5-96

FOR NRC

TAKE TO KARL GROSS ON R/A	
Jack Martin/Adm.	8-8

Document Cont. Desk	8-9B
Gail M. Temple	8-5
Falk Kantor	8-6

PROCEDURE GROUP

Dennis Yows	5-36A thru 5-36I
Emergency Kits coordinate w/ J. Sims	

8512240388 851126
PDR ADOCK 05000528
F PDR

**EMERGENCY PLAN IMPLEMENTING
PROCEDURES INDEX
11-05-85**

PAGE 1

PROCEDURE NUMBER	PROCEDURE TITLE	PROCEDURE REVISION	PROCEDURE EFFECTIVE DATE	CHANGE NOTICE NUMBER	CHANGE NOTICE DATE	NUCLEAR SAFETY REVIEW REQUIRED	PERIODIC REVIEW DATE
EPIP-01	NOW COVERED BY ANPP PROCEDURE NUMBER 7N409.02.00		850118				Z
EPIP-02	EMERGENCY CLASSIFICATION	04	850827			Y	860827 Z
EPIP-03	NOTIFICATION OF UNUSUAL EVENT IMPLEMENTING ACTIONS	09	850910	01-02		Y	860910 Z
EPIP-04	ALERT IMPLEMENTING ACTIONS	08	850910	01-02		Y	860910 Z
EPIP-05	SITE AREA EMERGENCY IMPLEMENTING ACTIONS	08	850910	01-02		Y	860910 Z
EPIP-06	GENERAL EMERGENCY IMPLEMENTING ACTIONS	08	850910	01-02		Y	860910 Z
EPIP-11	TECHNICAL SUPPORT CENTER/SATELLITE TSC ACTIVATION	04	850918			Y	860918 Z
EPIP-12	OPERATIONS SUPPORT CENTER ACTIVATION	04	850912			Y	860912 Z
EPIP-13	EMERGENCY OPERATIONS FACILITY ACTIVATION	04	850918			Y	860918 Z
EPIP-14A	RELEASE RATE DETERMINATION	06	850410	01		Y	860410 Z
EPIP-14B	INITIAL DOSE ASSESSMENT	03	850409			Y	860409 Z
EPIP-14C	CONTINUING DOSE ASSESSMENT	01	850409			Y	860409 Z
EPIP-15	PROTECTIVE ACTION GUIDELINES	03	850627			Y	860627 Z
EPIP-16	INPLANT SURVEYS AND SAMPLING	03	850510			Y	860510 Z
EPIP-17	ONSITE/OFFSITE SURVEYS AND SAMPLING	02	840801			Y	850801 Z
EPIP-18	EMERGENCY EXPOSURE GUIDELINES	03	850510			Y	860510 Z
EPIP-19	ONSITE EVACUATION	03	850510			Y	860510 Z
EPIP-20	PERSONNEL ASSEMBLY AND ACCOUNTABILITY	03	850308	01		Y	860308 Z
EPIP-21	SEARCH AND RESCUE	03	850617			Y	860617 Z
EPIP-22	PERSONNEL INJURY	03	850308			Y	860308 Z
EPIP-23	FIRE FIGHTING	03	850517			Y	860517 Z
EPIP-24	SECURITY	03	850912			Y	860912 Z
EPIP-25	REENTRY FOR EMERGENCY OPERATIONS	03	850627			Y	860627 Z
EPIP-26	POTASSIUM IODINE (KI) ADMINISTRATION	03	850617			Y	860617 Z
EPIP-27	POST ACCIDENT SAMPLING AND ANALYSIS	04	850810			Y	860810 Z
EPIP-28	PERSONNEL MONITORING AND DECONTAMINATION	02	840716			Y	850716 Z
EPIP-29	AREA/EQUIPMENT MONITORING AND DECONTAMINATION	02	840716			Y	850716 Z
EPIP-30	RADIOLOGICAL EMERGENCY RESPONSE VEHICLE OPERATIONS	00	840716			Y	860716 Z
EPIP-31	RECOVERY	03	850418			Y	860418 Z
EPIP-33	OFFSITE ASSISTANCE	03	850912	01		Y	860912 Z

PVNGS
8-94
ASSIGNED COPY

CONTROLLED DOCUMENT

CONTROLLED DOCUMENT

EMERGENCY PLAN IMPLEMENTING
PROCEDURES INDEX
11-05-85

PAGE 2

PROCEDURE NUMBER	PROCEDURE TITLE	PROCEDURE REVISION	PROCEDURE EFFECTIVE DATE	CHANGE NOTICE NUMBER	CHANGE NOTICE DATE	NUCLEAR SAFETY REVIEW REQUIRED	PERIODIC REVIEW DATE
EPIP-35	NOW COVERED BY ANPP PROCEDURE NUMBER 7N409.03.00 AND 7N409.07.00		850325				Z
EPIP-36	SUPERSEDED BY ANPP PROCEDURE NUMBER 8N718.04.00 ("EMERGENCY PLAN TRAINING")		850724				Z
EPIP-37A	NOW COVERED BY ANPP PROCEDURE NUMBER 7N409.08.00		850322				Z
EPIP-37B	NOW COVERED BY ANPP PROCEDURE NUMBER 7N409.09.00		850322				Z
EPIP-38	EMERGENCY EQUIPMENT AND SUPPLIES INVENTORY	07	850930			Y	860930 Z
EPIP-56	ULTIMATE HEAT SINK EMERGENCY WATER SUPPLY	02	851105			Y	861105 Z
EPIP-57	CORPORATE EMERGENCY RESPONSE	01	850912			Y	860912 Z

CONTROLLED DOCUMENT

CONTROLLED DOCUMENT

CONTROLLED DOCUMENT

CONTROLLED DOCUMENT LIST I

EPIP NO. [REDACTED] DATE 11/22/85

A	
V. Elish	6-8
G. Fiorelli	8-1
R. Selman	5-37
M. A. Cates	5-103
Compliance	5-17
Leon Brown	5-33
J. G. Sarver	5-102
V. Rhodes	1-1
Thomas P. Hillmer	5-121
T. Exum	5-40
DDC Library	1-2
M. W. Lantz	5-35
Penny Egebrecht	5-91
Harry Bieling	17-9
Gerald Simiele	5-128
J. Cederquist	5-20
T. Shriver	5-8
T. Barsuk	5-86
D. Best	5-88
R. Johnson	5-42
Sec Cpt	15-1
Michael Deblo	5-41
EOF	17-1A
EOF	17-1B
EOF	17-1C
EOF	17-1D
EOF (Room 12)	17-1E
EOF	17-1F
Unit 2 Rad Protection	5-95
B	
Martha Roettger	5-114
Mike Crusa	17-4
M.L. Clyde	5-79
Dennis Yows	5-36
Bill Knighton	15-2
Russ Papworth	5-7
Bruce Rash	13-18
Dan Phillips	13-16
J. M. Allen	5-31
W. Fernow	5-14
C. Anderson	6-7
Sim Obs Rm	5-89
C. R. Dunaway	5-9
D. Nelson	5-18
M. Whitaker	5-38
J. Tench	5-19
A. Perouthka	6-6
J. R. Bvnum	5-22
B. Simmons	6-10
F. Hicks	6-9

C	
Unit 1 Control Room	5-2B
Kris Oberdorf	5-6
Darrel Nissen	3-2
Unit 1 Radwaste	5-43
A. Porter	3-3
T. Warren	5-21
Startup Complex (Upstairs)	2-10A

D	
B. Rogers/TSC	5-94
TSC	3-5
Galon Olson	3-8
Steve Grove	3-4
Greg Roettger	5-112
Maintenance Manager	3-11
TSC E Plan Anal	3-5A
John Kirby	2-4
Unit 2 Control Room	5-25
Bob Adney	5-93
D. Fasnacht	19-1
M. Zimmerman	20-1
Jim St. John	14-47
Dan Canady	13-42

F	
WRF/DDC	1-7
G	
Unit III Control Rm.	5-39
Unit III I&C	3-33
Unit III Radiation Protection	5-96

FOR NRC	
TAKE TO KARL GROSS ON R/A	
Jack Martin/Adm	8-8
[REDACTED]	
Document Cont. Desk	8-9B
Gail M. Temple	8-5
Falk Kantor	8-6

PROCEDURE GROUP	
Dennis Yows	5-36A thru 5-36I
Emergency Kits coordinate w/ J. Sims	

CONTROLLED DOCUMENT

PALO VERDE NUCLEAR GENERATING STATION
EMERGENCY PLAN IMPLEMENTING PROCEDURES

CHANGE LIST

DATE 11/22/85

Procedure Number	Procedure Title	Rev.	Date Effective
EPIP #38 PCN 01	EMERGENCY EQUIPMENT AND SUPPLIES INVENTORY	7	11/22/85

ASSIGNED
PVING

8-9A

CONTROLLED DOCUMENT

CONTROLLED DOCUMENT

PALO VERDE NUCLEAR GENERATING STATION

ASSIGNED COPY PROCEDURE CHANGE NOTICE

PAGE 1 of 1

PVNGS

8-9A

INTENT CHANGE: NO
YES

1. PROCEDURE TITLE Notification of Unusual Event Implementing Actions
2. PROCEDURE NUMBER EPIP-03 REV. 9 PCN 2
- 2a. Manager concurrence to exceed 5 PCNs N/A DATE 10/25/85
3. REASON FOR PCN: To update Emergency Notification Call List
4. EXPIRATION: Next Revision
5. AFFECTED STEPS:
Appendix A

CHANGE REQUIRED:
Delete Page 11a; Insert 11b

ENTERED IN PROCEDURE BY:

6. PREPARED BY:
Gerald A. Simile 10/25/85
SIGNATURE DATE

7. TEMPORARY APPROVAL:
N/A
SIGNATURE DATE

8. DEPT. MANAGER:
For D.C. Yaws 10/25/85
SIGNATURE DATE

9. PRB/PRG/TRRG:
[Signature] 10/31/85
SIGNATURE DATE

10. APPROVED BY: [Signature]
DEPARTMENT MANAGER'S SIGNATURE

11. DATE EFFECTIVE: 10/31/85

CONTROLLED DOCUMENT

CONTROLLED DOCUMENT

PALO VERDE NUCLEAR GENERATING STATION

PROCEDURE CHANGE NOTICE

PAGE 1 of 1

INTENT CHANGE: NO
YES

1. PROCEDURE TITLE Notification of Unusual Event Implementation Actions
2. PROCEDURE NUMBER EPIC-03 REV. 9 PCN: 1
- 2a. Manager concurrence to exceed 5 PCNs N/A DATE _____
3. REASON FOR PCN: To update phone numbers found in Appendix A and Appendix B
4. EXPIRATION: Next Revision
5. AFFECTED STEPS:
Appendix A
Appendix B
6. PREPARED BY: Donald A. Simiele 9/19/85
SIGNATURE DATE
CHANGE REQUIRED:
Delete Page 11; Insert 11A
Delete Page 12; Insert 12A
ENTERED IN PROCEDURE BY:
SIGNATURE DATE
7. TEMPORARY APPROVAL: N/A
SIGNATURE DATE
8. DEPT. MANAGER: Dennis S. Jones 9/19/85
SIGNATURE DATE
9. PRB/PRG/TRRG: [Signature] 9/20/85
SIGNATURE DATE
10. APPROVED BY: [Signature] 9/20/85
DEPARTMENT MANAGER'S SIGNATURE DATE
11. DATE EFFECTIVE: 9/20/85

CONTROLLED DOCUMENT

CONTROLLED DOCUMENT

PVNGS EMERGENCY PLAN IMPLEMENTING PROCEDURE	PROCEDURE NO. EPIP-03	
NOTIFICATION OF UNUSUAL EVENT IMPLEMENTING ACTIONS	REVISION 9	Page 1 of 26

ASSIGNED COPY

PVNGS

8-9A

DEPT. HEAD

Dennis E. [Signature]

DATE

9/9/85

PRB/PRG/TRRG REVIEW

[Signature]

DATE

9/10/85

APPROVED BY

[Signature]

DATE

9/10/85

EFFECTIVE DATE

09.10.85

DN-1598A/0787A

CONTROLLED DOCUMENT

CONTROLLED DOCUMENT

PVNGS EMERGENCY PLAN IMPLEMENTING PROCEDURE	PROCEDURE NO. EPIP-03	
NOTIFICATION OF UNUSUAL EVENT IMPLEMENTING ACTIONS	REVISION 9	Page 2 of 26

REVISION HISTORY

Rev. No.	Date	Revised Pages	Comments
<u>5</u>	<u>12-18-84</u>	<u>Complete</u>	<u>Revised Appendices and</u>
	..		<u>Callouts</u>
<u>6</u>	<u>02/08/85</u>	<u>Complete</u>	<u>Incorporated PCN's #01 & 02</u>
			<u>of Rev. 5 Revised Appendices</u>
	↓		<u>and Callouts.</u>
<u>7</u>	<u>05/10/85</u>	<u>9, 10, 16</u>	<u>Incorporated PCN #01 of Rev.</u>
	↓		<u>6 and added step for</u>
	↓		<u>cancellation using group</u>
	↓		<u>page.</u>
<u>8</u>	<u>06-11-85</u>	<u>3,7,8,9,12,13</u>	<u>Added termination message</u>
		<u>16,17,18,19,</u>	<u>form and instructions.</u>
		<u>21,23</u>	<u>Changed initial and follow-</u>
			<u>up message 50 actions</u>
			<u>(circle vs cross-out) are</u>
			<u>consistent. Changed initial</u>
			<u>and follow-up message to</u>
			<u>match changes the state</u>
			<u>requested. Capitalized</u>
			<u>announcements to make stand</u>
			<u>out. Updated all references</u>
			<u>to the correct appendices.</u>

CONTROLLED DOCUMENT

PVNGS EMERGENCY PLAN IMPLEMENTING PROCEDURE	PROCEDURE NO. EPIP-03	
	NOTIFICATION OF UNUSUAL EVENT IMPLEMENTING ACTIONS	REVISION 9

Page 3 of 26

REVISION HISTORY

[illegible]

CONTROLLED DOCUMENT

PVNGS EMERGENCY PLAN IMPLEMENTING PROCEDURE	PROCEDURE NO. EPIP-03	
NOTIFICATION OF UNUSUAL EVENT IMPLEMENTING ACTIONS	REVISION 9	Page 4 of 26

TABLE OF CONTENTS

<u>SECTION</u>	<u>PAGE NUMBER</u>
1.0 OBJECTIVE	5
2.0 REFERENCES	5
3.0 LIMITATIONS AND PRECAUTIONS	5
4.0 DETAILED PROCEDURE	6
4.1 Personnel Indoctrination/Responsibilities	6
4.2 Prerequisites	6
4.3 Instructions	6

APPENDICES

Appendix A - Emergency Notification Call List - Emergency Coordinator/STSC Communicator	11
Appendix B - Emergency Notification Call List - PVNGS Security	12
Appendix C - Initial Emergency Message Form	13
Appendix D - Follow-up Emergency Message Form	14
Appendix E - Emergency Termination Message Form	17
Appendix F - Instructions for Completing Appendix C, D or E	18
Appendix G - Notification Alert Network (NAN) Radio Backup	21
Appendix H - Protective Action Recommendations	23
Appendix I - Emergency Coordinator Checklist	24
Appendix J - STSC Communicator Checklist	26

CONTROLLED DOCUMENT

PVNGS EMERGENCY PLAN IMPLEMENTING PROCEDURE	PROCEDURE NO. EPIP-03	
NOTIFICATION OF UNUSUAL EVENT IMPLEMENTING ACTIONS	REVISION 9	Page 5 of 26

1.0 OBJECTIVE

- 1.1 This procedure provides a series of implementing actions to be taken upon declaration of a NOTIFICATION OF UNUSUAL EVENT.

2.0 REFERENCES

2.1 Implementing References

- 2.1.1 EPIP-02, "Emergency Classification"
- 2.1.2 EPIP-11, "Technical Support Center/Satellite TSC Activation"
- 2.1.3 EPIP-22, "Personnel Injury"
- 2.1.4 EPIP-23, "Fire Fighting"
- 2.1.5 9N219.05.00, "Document/Record Turnover Control"

2.2 Developmental References

- 2.2.1 NUREG-0654, Rev. 1, "Criteria for Preparation and Evaluation of Radiological Emergency Response Plans and Preparedness in Support of Nuclear Power Plants".
- 2.2.2 PVNGS Emergency Plan, Rev. 6

3.0 LIMITATIONS AND PRECAUTIONS

- 3.1 Continued surveillance and assessment of plant conditions are necessary to ensure that the emergency classification is appropriately revised as conditions change or more definitive information is obtained.
- 3.2 Notifications to State/County agencies per Appendix A, "Emergency Notification Call List - Emergency Coordinator/STSC Communicator" shall be commenced within 15 minutes of declaration of an emergency.

CONTROLLED DOCUMENT

PVNGS EMERGENCY PLAN IMPLEMENTING PROCEDURE	PROCEDURE NO. EPIP-03	
NOTIFICATION OF UNUSUAL EVENT IMPLEMENTING ACTIONS	REVISION 9	Page 6 of 26

4.0 DETAILED PROCEDURE

4.1 Personnel Indoctrination/Responsibilities

4.1.1 In a NOTIFICATION OF UNUSUAL EVENT situation, time is available to take precautionary and constructive steps to prevent a more serious event and/or to mitigate any consequences that may occur. This event status places the plant in a readiness position for possible cessation of routine activities and/or augmentation of onshift resources. No releases of radioactive material requiring offsite response are expected. Appropriate notification of NRC and state/county authorities is made.

4.1.2 The Shift Supervisor shall be responsible for initiating this procedure. The Emergency Coordinator shall be responsible for completing the implementing actions of this procedure.

4.2 Prerequisites

4.2.1 The emergency has been classified per EPIP-02, "Emergency Classification."

4.3 Instructions

4.3.1 The affected unit Shift Supervisor shall perform the following:

NOTE

Designated Unaffected Unit Shift Supervisor to assume the role of the Emergency Coordinator in the Onshift Emergency Organization are:

Affected Unit	Unaffected Unit Shift Supervisor
Unit 1	Unit 2
Unit 2	Unit 1
Unit 3	Unit 2
Entire Site	Unit 1

CONTROLLED DOCUMENT

PVNGS EMERGENCY PLAN IMPLEMENTING PROCEDURE	PROCEDURE NO.	
	EPIP-03	
NOTIFICATION OF UNUSUAL EVENT IMPLEMENTING ACTIONS	REVISION	
	9	Page 7 of 26

4.3.1.1 Notify the Shift Supervisor of the designated unaffected unit (or Shift Supervisor of an unaffected unit) to report to the Control Room of the affected unit and assume the duties of the onshift Emergency Coordinator. For NOTIFICATION OF UNUSUAL EVENT, it will be at the discretion of the affected unit Shift Supervisor if he is to be relieved as Emergency Coordinator by the shift supervisor of an unaffected unit.

4.3.1.2 Notify the Control Rooms of the unaffected units.

4.3.1.3 Announce the following over the plant wide telephone page (phone no. ~~225~~) *(This may be delegated.)*

MS 7/6/85
"ATTENTION ALL PLANT PERSONNEL - A NOTIFICATION OF UNUSUAL EVENT HAS BEEN DECLARED. SATELLITE TECHNICAL SUPPORT CENTER AND OPERATIONS SUPPORT CENTER EMERGENCY PERSONNEL FOR UNIT _____, REPORT TO YOUR EMERGENCY STATION. OTHER PERSONNEL ASSIGNED TO THE EMERGENCY ORGANIZATION - STANDBY. ALL OTHER PERSONNEL CONTINUE WITH NORMAL ROUTINE UNTIL FURTHER NOTICE".

(Give a brief description of the event, if appropriate, and repeat the announcement).

4.3.1.4 Repeat the announcement in step 4.3.1.3 over the site warning siren/public address system.

CONTROLLED DOCUMENT

PVNGS EMERGENCY PLAN IMPLEMENTING PROCEDURE	PROCEDURE NO. EPIP-03	
NOTIFICATION OF UNUSUAL EVENT IMPLEMENTING ACTIONS	REVISION 9	Page 8 of 26

NOTE

Protective Action recommendations (Appendix H) are based on plant and containment conditions and these recommendations are made to offsite officials even when no release is in progress.

NOTE

If the emergency is terminated before initial notifications are finished, complete the notifications per Appendix, A; then repeat Appendix A with the notification of termination. If the emergency is terminated before initial notification can be started, provide both initiating and terminating messages in the same call.

- 4.3.1.5 Direct the Satellite TSC Communicator to fill out Appendix C, "Initial Emergency Message Form", in accordance with instructions provided in Appendix F, and make notifications per Appendix A.
- 4.3.1.6 Ensure the actions of the appropriate Recovery procedures have been implemented.
- 4.3.2 The Emergency Coordinator/Shift Supervisor shall perform the following:
 - 4.3.2.1 Ensure actuation of the Satellite TSC in accordance with EPIP-11, "Technical Support Center/Satellite TSC Activation".
 - 4.3.2.2 Implement additional Emergency Plan Implementing Procedures according to the situation that resulted in the emergency being classified as a NOTIFICATION OF UNUSUAL EVENT.

CONTROLLED DOCUMENT

PVNGS EMERGENCY PLAN IMPLEMENTING PROCEDURE	PROCEDURE NO.	
	EPIP-03	
NOTIFICATION OF UNUSUAL EVENT IMPLEMENTING ACTIONS	REVISION	
	9	Page 9 of 26

- 4.3.2.3 Determine the need for any additional personnel. If needed, additional personnel should be requested by the existing on-shift organization.
- 4.3.2.4 If it is determined that the OSC is not required to support the emergency response, notify the OSC to deactivate and allow the response personnel to respond to normal work stations. 19
- 4.3.2.5 Direct the STSC Communicator to prepare Appendix D, "Follow-up Emergency Message Form" in accordance with instructions provided in Appendix F.
- 4.3.2.6 Reevaluate the emergency classification and perform licensee actions as conditions change by implementing EPIP-02.
- 4.3.2.7 When the situation warrants downgrading/upgrading a NOTIFICATION OF UNUSUAL EVENT, proceed to appropriate implementing and notification procedures and direct the Shift Supervisor to announce the reclassification over the public address system and inform the other Control Rooms. Keep PVNGS Plant Manager informed as to status of event.
- 4.3.2.8 The Emergency Coordinator shall complete checklist, Appendix I.
- 4.3.3 PVNGS Security, after being notified by the Emergency Coordinator or STSC Communicator that a NOTIFICATION OF UNUSUAL EVENT is in progress or has occurred, or has been terminated, shall complete Appendix B, "Emergency Notification Call List - PVNGS Security", and notify these individuals or departments of the situation. 19
- 4.3.4 Emergency Situation Terminated
- 4.3.4.1 Consult with the PVNGS Plant Manager prior to closing out emergency.

CONTROLLED DOCUMENT

PVNGS EMERGENCY PLAN IMPLEMENTING PROCEDURE	PROCEDURE NO. EPIP-03	
NOTIFICATION OF UNUSUAL EVENT IMPLEMENTING ACTIONS	REVISION 9	Page 10 of 26

- 4.3.4.2 The Shift Supervisor (or Emergency Coordinator) ^{Is 9/11/85 or designee} shall provide the following announcement over the plant wide telephone page (phone no. [REDACTED])

"ATTENTION ALL PERSONNEL, THE EMERGENCY SITUATION
DECLARED IN UNIT [REDACTED] HAS NOW BEEN TERMINATED."
(Provide special instructions as necessary).

- 4.3.4.3 Repeat the announcement in step 4.3.4.2 over the site warning siren/public address system.

- 4.3.4.4 Repeat the announcements once.

- 4.3.4.5 Direct the STSC Communicator to fill out Appendix E, "Emergency Termination Message Form", per instructions provided in Appendix F.

- 4.3.4.6 Direct the STSC communicator to transmit the termination per Appendix A.

- 4.3.4.7 The S.S./E.C. shall notify the PVNGS Compliance Dept. at ext. [REDACTED] (or beeper No. [REDACTED]) during off hours) and request a written summary be provided to offsite authorities within 24 hours. S.S./E.C. shall provide copies of shift logs, control room logs, etc. as requested by Compliance for preparation of the report.

4.3.5 Record Retention

- 4.3.5.1 Appendices A, B, C, D, E, I and J shall be turned over to the Emergency Planning Dept., mail station 6010, to ensure they are forwarded to DDC for proper storage in accordance with 9N219.05.00, "Document/Record Turnover Control".

CONTROLLED DOCUMENT

SEE RV#01

PVNGS EMERGENCY PLAN IMPLEMENTING PROCEDURE	PROCEDURE NO. EPIP-03	APPENDIX A Page 1 of 1
NOTIFICATION OF UNUSUAL EVENT IMPLEMENTING ACTIONS	REVISION 9	Page 11 of 26

EMERGENCY NOTIFICATION CALL LIST EMERGENCY COORDINATOR/SISC COMMUNICATOR

AGENCY OR INDIVIDUAL	PRIMARY LINE	ALTERNATE LINE	ALTERNATE LINE	DATE/TIME INITIAL CALLED	DATE/TIME TERMINATION CALLER
Arizona Department of Public Safety	N/A	Radio System Channel 8 Frequency		/	/
Maricopa County Sheriff's Office	N/A	Radio System Channel 8 Frequency		/	/
Arizona Radiation Regulatory Agency	N/A	Radio System Channel 8 Frequency		/	/
Arizona Division of Emergency Services	N/A	Radio System Channel 8 Frequency		/	/
Maricopa County Department of Civil Defense and Emergency Services	N/A	Radio System Channel 8 Frequency		/	/
PVNGS Security				/	/
Group Paging System #1				/	/
Group Paging System #2				/	/
PVNGS Plant Manager				/	/
Operations Manager				/	/
Manager *				/	/
Maintenance Manager *				/	/
Plant Services Manager				/	/
Dispatcher (SOC)				/	/
NOR Headquarters				/	/

N/A

*Call these personnel in sequence until one of them is reached only if unable to contact
PVNGS Plant Manager or Operations Manager.

CONTROLLED DOCUMENT

PVNGS EMERGENCY PLAN IMPLEMENTING PROCEDURE	PROCEDURE NO. EPIP-03	APPENDIX A Page 1 of 1
NOTIFICATION OF UNUSUAL EVENT IMPLEMENTING ACTIONS	REVISION 9	11a Page 1 of 26

EMERGENCY NOTIFICATION CALL LIST EMERGENCY COORDINATOR/515C COMMUNICATOR

AGENCY OR INDIVIDUAL	PRIMARY LINK	ALTERNATE LINK	ALTERNATE LINK	INITIAL DATE/TIME	CALLER	TERMINATION DATE/TIME
Arizona Department of Public Safety	N/A	Radio System Channel 8 Frequency		/		
Maricopa County Sheriff's Office	N/A	Radio System Channel 8 Frequency		/		
Arizona Radiation Regulatory Agency	N/A	Radio System Channel 8 Frequency		/		
Arizona Division of Emergency Services	N/A	Radio System Channel 8 Frequency		/		
Maricopa County Department of Civil Defense and Emergency Services	N/A	Radio System Channel 8 Frequency		/		
PVNGS Security				/		
Group Paging System #1				/		
Group Paging System #2				/		
PVNGS Plant Manager				/		
Operations Manager Manager *				/		
Maintenance Manager *				/		
Plant Services Manager				/		
Dispatcher (SOC)				/		
NCB Headquarters				/		

N/A

*Call these personnel if you have a question of them is reached only if unable to contact
PVNGS Plant Manager or Operations Manager.

CONTROLLED DOCUMENT

PVNGS EMERGENCY PLAN IMPLEMENTING PROCEDURE	PROCEDURE NO. EPIP-03	APPENDIX A Page 1 of 1
NOTIFICATION OF UNUSUAL EVENT IMPLEMENTING ACTIONS	REVISION 9	Page <u>116</u> of 26

EMERGENCY NOTIFICATION CALL LIST EMERGENCY COORDINATOR/SISC COMMUNICATOR

AGENCY OR IDENTIFICATION	PRIMARY LINE	ALTERNATE LINE	ALTERNATE LINK	DATE/TIME INITIAL CALLER	TERMINATION DATE/TIME CALLER
Arizona Department of Public Safety	NAN	Radio System Channel 8 Frequency		/	/
Maricopa County Sheriff's Office	NAN	Radio System Channel 8 Frequency		/	/
Arizona Radiation Regulatory Agency	NAN	Radio System Channel 8 Frequency		/	/
Arizona Division of Emergency Services	NAN	Radio System Channel 8 Frequency		/	/
Maricopa County Department of Civil Defense and Emergency Services	NAN	Radio System Channel 8 Frequency		/	/
PVNGS Security	NAN	Radio System Channel 8 Frequency		/	/
Group Paging System #1	NAN	Radio System Channel 8 Frequency		/	/
Group Paging System #2	NAN	Radio System Channel 8 Frequency		/	/
PVNGS Plant Manager	NAN	Radio System Channel 8 Frequency		/	/
Operations Manager Manager *	NAN	Radio System Channel 8 Frequency		/	/
Maintenance Manager *	NAN	Radio System Channel 8 Frequency		/	/
Plant Services Manager	NAN	Radio System Channel 8 Frequency		/	/
Dispatcher (SOC)	NAN	Radio System Channel 8 Frequency		/	/
NCR Headquarters	NAN	Radio System Channel 8 Frequency		/	/
	NAN	Radio System Channel 8 Frequency		/	/

*Call these personnel in the event of an emergency and if they are reached only if unable to contact
PVNGS Plant Manager or Operations Manager.

PCU#1 PCU#2 PCU#3 PCU#4 PCU#5 PCU#6 PCU#7 PCU#8 PCU#9 PCU#10 PCU#11 PCU#12 PCU#13 PCU#14 PCU#15 PCU#16 PCU#17 PCU#18 PCU#19 PCU#20 PCU#21 PCU#22 PCU#23 PCU#24 PCU#25 PCU#26 PCU#27 PCU#28 PCU#29 PCU#30 PCU#31 PCU#32 PCU#33 PCU#34 PCU#35 PCU#36 PCU#37 PCU#38 PCU#39 PCU#40 PCU#41 PCU#42 PCU#43 PCU#44 PCU#45 PCU#46 PCU#47 PCU#48 PCU#49 PCU#50 PCU#51 PCU#52 PCU#53 PCU#54 PCU#55 PCU#56 PCU#57 PCU#58 PCU#59 PCU#60 PCU#61 PCU#62 PCU#63 PCU#64 PCU#65 PCU#66 PCU#67 PCU#68 PCU#69 PCU#70 PCU#71 PCU#72 PCU#73 PCU#74 PCU#75 PCU#76 PCU#77 PCU#78 PCU#79 PCU#80 PCU#81 PCU#82 PCU#83 PCU#84 PCU#85 PCU#86 PCU#87 PCU#88 PCU#89 PCU#90 PCU#91 PCU#92 PCU#93 PCU#94 PCU#95 PCU#96 PCU#97 PCU#98 PCU#99 PCU#100

CONTROLLED DOCUMENT

SEE PN #01

PVNGS EMERGENCY PLAN IMPLEMENTING PROCEDURE	PROCEDURE NO. EPIP-03	APPENDIX B Page 1 of 1
NOTIFICATION OF UNUSUAL EVENT IMPLEMENTING ACTIONS	REVISION 9	Page 12 of 26

9

EMERGENCY NOTIFICATION CALL LIST-PVNGS SECURITY

Departments/Individual	Primary Link	Alternate Link	Date/Time	Initial	Termination Date/Time	Call/EC
Corporate Security			/	/	/	/
Site Construction Security Office			/	/	/	/
Nuclear Administration			/	/	/	/
ANPP Communications			/	/	/	/
APS Site Construction Office*			/	/	/	/
Bechtel Emergency Control Center			/	/	/	/

*Available during working hours only

CONTROLLED DOCUMENT

PVNGS EMERGENCY PLAN IMPLEMENTING PROCEDURE	PROCEDURE NO. EPIP-03	APPENDIX B Page 1 of 1
NOTIFICATION OF UNUSUAL EVENT IMPLEMENTING ACTIONS	REVISION 9	Page ^{12a} 12 of 26

EMERGENCY NOTIFICATION CALL LIST-PVNGS SECURITY

Department/Individual	Primary Link	Alternate Link	Initial Date/Time Caller	Termination Date/Time Caller	
Corporate Security			/ /	/ /	
Site Construction Security Office			/ /	/ /	
Nuclear Administration			/ /	/ /	
ASRP Communications*			/ /	/ /	
APS Site Construction Office*			/ /	/ /	
Recht's Emergency Control Center			/ /	/ /	

*Available during working hours only

Lam

*PCN
#1*

CONTROLLED DOCUMENT

PVNGS EMERGENCY PLAN IMPLEMENTING PROCEDURE	PROCEDURE NO.	APPENDIX C Page 1 of 1
	EPIP-03	
NOTIFICATION OF UNUSUAL EVENT IMPLEMENTING ACTIONS	REVISION	
	9	Page 13 of 26

INITIAL EMERGENCY MESSAGE FORM
NOTIFICATION OF UNUSUAL EVENT,
ALERT, SITE AREA EMERGENCY, OR GENERAL EMERGENCY

1. Verbatim text of Message: THIS IS (IS NOT) A DRILL!! (Circle One) THIS
IS PALO VERDE NUCLEAR GENERATING STATION (NOTIFICATION OF UNUSUAL EVENT)
(ALERT) (SITE AREA EMERGENCY) (GENERAL EMERGENCY)
(circle applicable classification)

declared at _____ - _____ - Wind is from _____ degrees - At _____ mph.
(time) (date) (speed)

PALO VERDE AUTHENTICATOR _____
(authenticator letters)

2. This is _____, at the Palo Verde Nuclear Generating
Station (name/title)

3. (Circle One)

(a) There is NO, repeat NO, radioactive release taking place and no special
protective actions are recommended at this time.

OR

(b) There is NO, repeat NO, radioactive release in excess of allowable
operating limits and NO protective actions are recommended at this time.

OR

(c) There is NO, repeat NO, radioactive release taking place at this time.
However, the following protective actions are recommended.

Sectors _____ Distance (Miles) _____

OR

(d) A radioactive release IS, repeat IS, taking place. We recommend that
people in affected sectors remain indoors with windows and doors closed.

Sectors _____ Distance (Miles) _____

OR

(e) A radioactive release IS, repeat IS, taking place. We recommend that
evacuation of affected sectors be considered.

Sectors _____ Distance (Miles) _____

4. THIS IS (IS NOT) A DRILL!! (Circle One)

Approved By _____ DATE _____ TIME _____
(SS/EC/EOD)

CONTROLLED DOCUMENT

PVNGS EMERGENCY PLAN IMPLEMENTING PROCEDURE	PROCEDURE NO. EPIP-03	APPENDIX D Page 1 of 3
NOTIFICATION OF UNUSUAL EVENT IMPLEMENTING ACTIONS	REVISION 9	Page 14 of 26

FOLLOW-UP EMERGENCY MESSAGE FORM

1. Verbatim text of Message: THIS IS (IS NOT) A DRILL!! (Circle One)
THIS IS A PALO VERDE NUCLEAR GENERATING STATION follow-up information
message concerning the (NOTIFICATION OF UNUSUAL EVENT) (ALERT) (SITE
AREA EMERGENCY) (GENERAL EMERGENCY)
(circle applicable classification)

declared at _____ - _____
(time) (date)
2. This is _____, at Palo Verde Nuclear Generating Station.
(name/title)
3. Brief description of event _____

4. Meteorological Data
 - a. Wind direction from _____ (degrees) - at _____ miles per hour
(direction) (speed)

from _____ to _____
(sector) (sector)
 - b. Stability Class: A B C D E F G
(Circle One)
 - c. Precipitation Yes No
(Circle One)
5. Radiological Data
 - a. Radioactivity (check one)

() Has been released
() Has not been released

CONTROLLED DOCUMENT

PVNGS EMERGENCY PLAN IMPLEMENTING PROCEDURE	PROCEDURE NO. EPIP-03	APPENDIX D. Page 2 of 3
	NOTIFICATION OF UNUSUAL EVENT IMPLEMENTING ACTIONS	REVISION 9

5. b. Release Time _____
c. Reactor Trip Time _____
d. Location/Source of Release _____

6. Current Release Rates

- a. I-131 Equivalent _____ Ci/second
b. Noble Gas _____ Ci/second
c. Particulates _____ Ci/second

7. Two-hour plume centerline projected dose at:

Distance	Sector	Whole Body Dose (REM)	Child Thyroid Dose Commitment (REM)
----------	--------	--------------------------	---

Site _____
Boundary _____

2 miles _____

5 miles _____

10 miles _____

8. Plume arrival time offsite:

_____ 2 mi
_____ 5 mi
_____ 10 mi
_____ Ruth Fisher School
_____ Arlington School

9. Estimated duration of release _____ minutes

CONTROLLED DOCUMENT

PVNGS EMERGENCY PLAN IMPLEMENTING PROCEDURE	PROCEDURE NO. EPIP-03	APPENDIX D Page 3 of 3
NOTIFICATION OF UNUSUAL EVENT IMPLEMENTING ACTIONS	REVISION 9	Page 16 of 26

10. The Following Emergency Measures Including Protective Actions are Recommended:

11. The Following Emergency Reponse Actions are Underway:

12. We Request the Following Onsite Support and Assistance from Offsite Sources:

13. Our Prognosis of the Emergency is that Conditions:

☐ Are Under Control
☐ Can Be Expected to Terminate Within ____ hours
☐ Are Worsening

14. Other Information:

15. THIS IS (IS NOT) A DRILL!! (Circle One)

CONTROLLED DOCUMENT

PVNGS EMERGENCY PLAN IMPLEMENTING PROCEDURE	PROCEDURE NO.	APPENDIX E Page 1 of 1
	EGIP-03	
NOTIFICATION OF UNUSUAL EVENT IMPLEMENTING ACTIONS	REVISION	
	9	Page 17 of 26

EMERGENCY TERMINATION MESSAGE FORM

1. Verbatim text of message: THIS IS (IS NOT) A DRILL!! (Circle One)
THIS IS PALO VERDE NUCLEAR GENERATING STATION. THE (NOTIFICATION OF
UNUSUAL EVENT) (ALERT) (SITE AREA EMERGENCY) (GENERAL EMERGENCY)
(circle appropriate classification) DECLARED
AT _____ HAS BEEN TERMINATED AT
(Time) (Date)

(Time) (Date)

2. This is _____ at Palo
(Name) (Title)
Verde Nuclear Generating Station

3. PALO VERDE AUTHENTICATOR _____
(Authenticator Letters)

Approved: _____
(SS/EC/EOD) Date/Time

CONTROLLED DOCUMENT

PVNGS EMERGENCY PLAN IMPLEMENTING PROCEDURE	PROCEDURE NO. EPIP-03	APPENDIX F Page 1 of 3
NOTIFICATION OF UNUSUAL EVENT IMPLEMENTING ACTIONS	REVISION 9	Page 18 of 26

INSTRUCTIONS FOR COMPLETING APPENDIX C, D OR E

1.0 INITIAL EMERGENCY MESSAGE FORM (APPENDIX C)

- 1.1 Fill in data required by steps 1 and 2 of Appendix C, "Initial Emergency Message Form". Obtain authenticator from the confidential envelope marked on the outside with the appropriate month and drill sequence number (if it is a drill).
- 1.2 Obtain from the Radiation Protection Monitor (onshift) data required to complete step 3 of Appendix C.
- 1.3 Circle appropriate wording of step 4 of Appendix C.

NOTE

When the NAN ring button is pushed and it appears that all the receiving stations are on line, or, the ring has stopped, the PVNGS originating station shall initiate a roll call in the order listed below. (Consider the time of day.)

NOTE

If the NAN dedicated telephone fails, refer to Appendix G, "Notification Alert Network (NAN) Radio Backup" for instruction on using channel 8, KON-511, for notifications.

- 1.4 By means of a single call on the Notification and Alert Net dedicated telephone, contact the following State/County agencies listed in Appendix A.

Duty Hours (8:00 a.m. to 5:00 p.m. Monday-Friday)

Maricopa County Sheriffs Office
Maricopa County Department of Civil Defense and Emergency Services
Arizona Department of Public Safety
Arizona Division of Emergency Services
Arizona Radiation Regulatory Agency

Off-Duty Hours (5:00 p.m. to 8:00 a.m., Monday-Friday, all day
Saturday, Sunday and Holidays)

Maricopa County Sheriff's Office
Department of Public Safety

CONTROLLED DOCUMENT

PVNGS EMERGENCY PLAN IMPLEMENTING PROCEDURE	PROCEDURE NO. EPIP-03	APPENDIX F Page 2 of 3
NOTIFICATION OF UNUSUAL EVENT IMPLEMENTING ACTIONS	REVISION 9	Page 19 of 26

- 1.5 In the event that an offsite government agency (or agencies) does not answer the NAN phone or NAN backup radio during a test, drill, or actual emergency, the nuclear operator (or STSC Communicator) shall notify the agency via regular PBX telephone (numbers listed in App. A).
- 1.6 When contact is made, the caller shall identify himself and request that the individuals obtain a copy of the appropriate Emergency Message Form.
- 1.7 When each individual has obtained a copy, read the completed Emergency Message Form verbatim and request MCSO to read back verbatim.
- 1.8 Offer to repeat information and reiterate as necessary.

NOTE

To verify the group page activation, monitor the pager installed in the STSC. Be aware that as much as two (2) minutes may lapse between dial-up and the broadcast announcement.

- 1.9 Notify additional personnel as listed in Appendix A as necessary and inform them of the situation. Provide the following message for both Group Paging Systems Notification/Callout:

"THIS IS PVNGS, UNIT ___, CLASSIFICATION ONE, PLEASE RESPOND APPROPRIATELY" (Repeat message once).
- 1.10 If an individual requests information not contained in the Emergency Message Form, make reasonable efforts to obtain and give the information only after all initial notifications have been made.
- 1.11 Contact the NRC via the Emergency Notification System (ENS) dedicated telephone within 60 minutes of declaring an emergency. If the ENS phone fails, use commercial phone or HPN phone as an alternate line.
- 1.12 When contact is made, the caller shall identify himself and read the completed Emergency Message Form verbatim (omit the Palo Verde Authenticator).
- 1.13 Offer to repeat information and reiterate as necessary.

CONTROLLED DOCUMENT

PVNGS EMERGENCY PLAN IMPLEMENTING PROCEDURE	PROCEDURE NO. EPIP-03	APPENDIX F Page 3 of 3
	REVISION 9	Page 20 of 26

2.0 FOLLOW-UP EMERGENCY MESSAGE FORM (APPENDIX D)

- 2.1 Fill in data required by steps 1-3 of Appendix D, "Follow-up Emergency Message Form".

NOTE

If the emergency is non-radiological in nature, steps 4-9 may be deleted.

- 2.2 Obtain from the Radiation Protection Monitor data required to complete steps 4-9.
- 2.3 Obtain from the Emergency Coordinator data required to complete steps 10-14.
- 2.4 Circle appropriate wording in step 15.
- 2.5 Dispense information when requested by offsite agencies (NRC or ARRA).

3.0 EMERGENCY TERMINATION MESSAGE FORM (APPENDIX E)

- 3.1 Fill in data required by steps 1-3 to Appendix E, "Emergency Termination Message Form".
- 3.2 Obtain approval from SS/EC/EOD.
- 3.3 Transmit termination per Appendix A.

NOTE

To verify the group page activation, monitor the pager installed in the STSC. Be aware that as much as two (2) minutes may lapse between dial-up and the broadcast announcement.

- 3.4 When using the Group Paging Systems to announce event termination, use the following message:

"THIS IS PVNGS, UNIT _____, EMERGENCY
TERMINATED. PLEASE CANCEL RESPONSE TO EMERGENCY."

CONTROLLED DOCUMENT

PVNGS EMERGENCY PLAN IMPLEMENTING PROCEDURE	PROCEDURE NO.	APPENDIX G Page 1 of 2
	EPIP-03	
NOTIFICATION OF UNUSUAL EVENT IMPLEMENTING ACTIONS	REVISION	
	9	Page 21 of 25

NOTIFICATION ALERT NETOWRK (NAN) RADIO BACKUP

CHANNEL 8 - KON511

In case of failure of the NAN ringdown telephone, the NAN backup is Channel 8 on the PVNGS radio. FCC regulations require the Palo Verde designator 'KON-511' be used to precede and conclude all outgoing communications.

1. Take control of the radio channel by saying: "All stations this net," (Repeat) "All stations this net, this is K-O-N 5-1-1 Palo Verde to all 5-1-1 stations, stand by for Warning Point roll call."
2. Wait 30 seconds to allow the offsite agencies to get to their radios, then repeat the previous transmission.

NOTE

After 5 P.M. weekdays, all day Saturday, Sunday or holidays, Maricopa County Sheriff's Office (MCSO) and Department of Public Safety (DPS) will be the only agencies responding.

3. Initiate roll call of the offsite government agencies, allowing stations on the net to respond.
 - 3.1 "5-1-1 Palo Verde to 5-1-1 Maricopa County Sheriff's Office. Do you copy?" Allow response: "5-1-1 MCSO copies."
 - 3.2 "5-1-1 Palo Verde to 5-1-1 Maricopa County Department of Civil Defense & Emergency Services. Do you copy?" (MCDCE&ES) Allow response: "5-1-1 Civil Defense copies."
 - 3.3 "5-1-1 Palo Verde to 5-1-1 Department of Public Safety. Do you copy?" Allow response: "5-1-1 DPS copies."
 - 3.4 "5-1-1 Palo Verde to 5-1-1 Arizona Division of Emergency Services. Do you copy?" Allow response: "5-1-1 ADES (State EOC) copies."
 - 3.5 "5-1-1 Palo Verde to 5-1-1 Arizona Radiation Regulatory Agency. Do you Copy?" Allow response: "5-1-1 ARRA copies."

CONTROLLED DOCUMENT

PVNGS EMERGENCY PLAN IMPLEMENTING PROCEDURE	PROCEDURE NO. EPIP-03	APPENDIX G Page 2 of 2
NOTIFICATION OF UNUSUAL EVENT IMPLEMENTING ACTIONS	REVISION 9	Page 22 of 26

NOTIFICATION ALERT NETWORK (NAN) RADIO BACKUP (CONT'D)

CHANNEL 8 - KONS11

4. Upon completion of roll call, transmit the notification message verbatim. Take an acknowledgement roll call, allowing MCSO to read the message back in its entirety, and provide assistance or clarification, as needed.
5. Upon completion of the second roll call, announce: "K-O-N 5-1-1 Palo Verde off." This is the required FCC sign-off.
6. Continue notifications per Step 1.8 of Appendix F.

CONTROLLED DOCUMENT

PVNGS EMERGENCY PLAN IMPLEMENTING PROCEDURE	PROCEDURE NO. EPIP-03	APPENDIX H Page 1 of 1
NOTIFICATION OF UNUSUAL EVENT IMPLEMENTING ACTIONS	REVISION 9	Page 23 of 26

PROTECTIVE ACTION RECOMMENDATIONS

Classification Category	Protective Actions Recommendations
Notification of Unusual Event- events are in progress which indicate a potential degradation of the level of safety of the plant; however, no releases of radioactive material requiring offsite response/monitoring are expected unless further degradation of safety systems occur.	Inform state and county authorities of NUE status/ cause and based on the situation recommend that no protective action is necessary or to standby for an update due to potential degradation of plant safety.

CONTROLLED DOCUMENT

PVNGS EMERGENCY PLAN IMPLEMENTING PROCEDURE	PROCEDURE NO. EPIP-03	APPENDIX I. Page 1 of 2
NOTIFICATION OF UNUSUAL EVENT IMPLEMENTING ACTIONS	REVISION 9	Page 24 of 26

CHECKLIST EMERGENCY COORDINATOR

POSITION FILLED BY:

Onshift Organization

- 1) Shift Supervisor of the designated unaffected unit
- 2) Shift Supervisor of the affected unit

RESPONSIBILITY:

The individual onsite with the responsibility and authority to immediately and unilaterally initiate emergency actions, including providing notification and protective action recommendations to governmental authorities responsible for implementing offsite emergency measures. Provide overall direction and control of the ONSHIFT Emergency response.

INITIAL RESPONSE

TIME/INITIALS

1. Provide plant wide public address announcement or direct the Shift Supervisor to provide same per steps 4.3.1.3 and 4.3.1.4 of this procedure.
(This may be delegated.) - 7:10/85
2. Activate the Satellite STSC per EPIP-11, "Technical Support Center/Satellite TSC Activation."
3. Commence notification process per Appendix F or direct the STSC Communicator to do same.
4. Notify unaffected unit control rooms of situation.
5. Verify personnel resources are on standby in the OSC.
6. Provide plant wide public address announcement when the the STSC is activated.
7. Implement EPIPs according to the situation that resulted in the classification.

_____/_____
_____/_____
_____/_____
_____/_____
_____/_____
_____/_____
_____/_____

SUBSEQUENT RESPONSE

8. As necessary, direct implementation of EPIP-23, "Fire Fighting" and EPIP-22, "Personnel Injury."
- (1) For a fire, dispatch the Fire Team and order the Security Director to contact the Bechtel or alternate Fire Department for assistance (if required)

_____/_____

CONTROLLED DOCUMENT

PVNGS EMERGENCY PLAN IMPLEMENTING PROCEDURE	PROCEDURE NO. EPIP-03	APPENDIX I Page 2 of 2
NOTIFICATION OF UNUSUAL EVENT IMPLEMENTING ACTIONS	REVISION 9	Page 25 of 26

CHECKLIST EMERGENCY COORDINATOR

TIME/INITIALS

- (2) For personnel injury, contact the First Aid Station and inform them of the situation. Dispatch a First Aid Team, if necessary, and coordinate any required offsite assistance.
9. Determine the need for additional personnel and direct the Security Director to initiate call out.
10. If it is determined that the OSC is not required to support the emergency response, notify the OSC to deactivate and allow the response personnel to return to normal work stations.
11. * As appropriate, complete Follow-up Emergency Message Form.
12. Reevaluate the emergency classification as conditions change per EPIP-02, reclassify as necessary. Keep PVNGS Plant Manager informed as to status of event.
13. Reassess corrective and protective actions. Verify activities underway.

Recovery

14. Consult with the PVNGS Plant Manager prior to closing out emergency.
15. Complete notifications per Appendix F when emergency is closed out or direct the STSC Communicator to do the same.
16. Provide termination announcement or direct Shift Supervisor to provide same per steps 4.3.4.2 and 4.3.4.3 of this procedure.
17. Notify PVNGS Compliance at ext. [redacted] or [redacted] of event termination. Provide logs as requested.

Performed By _____
Signature

Date _____

* Continuing Activity

CONTROLLED DOCUMENT

PVNGS EMERGENCY PLAN IMPLEMENTING PROCEDURE	PROCEDURE NO. EPIP-03	APPENDIX J Page 1 of 1
NOTIFICATION OF UNUSUAL EVENT IMPLEMENTING ACTIONS	REVISION 9	Page 26 of 26

STSC COMMUNICATOR CHECK LIST

POSITION FILLED BY:

Nuclear Operator from affected unit

RESPONSIBILITY

Initiate the notification process as directed by the onshift Emergency Coordinator. Ensure operability of communications equipment. Maintain communications logbook.

IMMEDIATE ACTIONS

STSC Activation

TIME/INITIALS

1. Report to the STSC upon notification.

_____ / _____

Notification of UNUSUAL EVENT

2. Complete the Initial Emergency Message Form as directed by the onshift Emergency Coordinator or Shift Supervisor.

_____ / _____

3. Initiate notification process as directed by Emergency Coordinator (or Shift Supervisor, in his absence).

_____ / _____

4. Inform Emergency Coordinator when initial notifications are complete.

_____ / _____

5. Contact the Security Director and inform him to call in additional personnel if so directed by Emergency Coordinator.

_____ / _____

6. Complete the Follow-up Message Form as directed by the Emergency Coordinator.

_____ / _____

- *7. Provide follow-up information when requested by the State/County agencies.

_____ / _____

- *8. Maintain records of communications received or transmitted offsite.

_____ / _____

9. Complete Emergency Termination Message Form as directed by the onshift Emergency Coordinator or Shift Supervisor upon event termination.

_____ / _____

10. Transmit termination per Appendix A.

_____ / _____

Performed By _____

Date _____

* Continuing Activity

CONTROLLED DOCUMENT

PALO VERDE NUCLEAR GENERATING STATION

PROCEDURE CHANGE NOTICE

PAGE 1 of 1

ASSIGNED COPY

INTENT CHANGE: NO
YES

PVNGS

8-9A

1. PROCEDURE TITLE Alert Implementing Actions
2. PROCEDURE NUMBER EPIP-04 REV. 8 PCN 2
- 2a. Manager concurrence to exceed 5 PCNs N/A DATE _____
3. REASON FOR PCN: To update Emergency Notification Call List
4. EXPIRATION: Next Revision
5. AFFECTED STEPS:
Appendix A
- CHANGE REQUIRED:
Delete 13a; Insert 13b
6. PREPARED BY:
Harold A. Simicic 10/25/85
SIGNATURE DATE
ENTERED IN PROCEDURE BY:
SIGNATURE DA
7. TEMPORARY APPROVAL:
N/A
SIGNATURE DATE
SS/Assist. SS DA
8. DEPT. MANAGER:
For D. G. Yous 10/25/85
SIGNATURE DATE
9. PRB/PRG/TRRG: 10/31/85
SIGNATURE DA
10. APPROVED BY: [Signature]
DEPARTMENT MANAGER'S SIGNATURE
11. DATE EFFECTIVE: 11-05-85

CONTROLLED DOCUMENT

CONTROLLED DOCUMENT

PALO VERDE NUCLEAR GENERATING STATION

PROCEDURE CHANGE NOTICE

PAGE 1 of 1

INTENT CHANGE: NO
YES

1. PROCEDURE TITLE Alert Implementing Actions
2. PROCEDURE NUMBER EPID-04 REV. 8 PCN 1
- 2a. Manager concurrence to exceed 5 PCNs N/A DATE _____
3. REASON FOR PCN: To update phone numbers found in Appendix A and Appendix B.
4. EXPIRATION: Next Revision
5. AFFECTED STEPS:
Appendix A
Appendix B
- CHANGE REQUIRED:
Delete Page 13; Insert 13A
Delete Page 14; Insert 14A
6. PREPARED BY: Herold A. Stinicele 9/16/85
SIGNATURE DATE
ENTERED IN PROCEDURE BY: _____
SIGNATURE DATE
7. TEMPORARY APPROVAL: N/A
SIGNATURE DATE
SS/Assist. SS N/A DATE
8. DEPT. MANAGER: James S. Jones 9/19/85
SIGNATURE DATE
9. PRB/PRG/TRRG: [Signature] 9/20/85
SIGNATURE DATE
10. APPROVED BY: [Signature] 9/19/85
SIGNATURE DATE
11. DATE EFFECTIVE: 9/23/85 09-14-85 9/20/85 DATE

CONTROLLED DOCUMENT

CONTROLLED DOCUMENT

PVNGS EMERGENCY PLAN IMPLEMENTING PROCEDURE	PROCEDURE NO. EPIP-04	
ALERT IMPLEMENTING ACTIONS	REVISION 8	Page 1 of 38

ASSIGNED COPY

PVNGS

8-9A

DEPT. HEAD

Dennis J. [Signature]

DATE

9/9/85

PRB/PRG/TRRG REVIEW

[Signature]

DATE

9/10/85

APPROVED BY

[Signature]

DATE

9/10/85

EFFECTIVE DATE

09-10-85

DN-1599A/0180A

CONTROLLED DOCUMENT

CONTROLLED DOCUMENT

PVNGS EMERGENCY PLAN IMPLEMENTING PROCEDURE	PROCEDURE NO. EPIP-04	
ALERT IMPLEMENTING ACTIONS	REVISION 8	Page 2 of 38

REVISION HISTORY

Rev. No.	Date	Revised Pages	Comments
5	2-28-85	All	<u>Revised Procedure and</u>
			<u>Appendicies; added steps to</u>
			<u>clarify procedure and added</u>
			<u>appendix to provide NAN</u>
			<u>backup instructions</u>
6	05.10.85	10, 11 and 17	<u>Incorporated PCN #01 of Rev.</u>
			<u>5 and added step for</u>
			<u>cancellation of emergency</u>
			<u>with group page.</u>
7	06.19.85	3, 5, 7, 8,	<u>Added termination message</u>
		9, 10, 13,	<u>form and instructions;</u>
		14, 17, 18,	<u>Capitalized announcements to</u>
		19, 20, 22,	<u>make easy to indentify;</u>
		24, 25, & 27	<u>Added step for announcement</u>
			<u>if accountability is</u>
			<u>performed; Changed and</u>
			<u>updated all referrals to</u>
			<u>various appendices. Also</u>
			<u>added note to provide</u>
			<u>guidance on notifications.</u>
			<u>Added information on 15</u>
			<u>minute time requirement.</u>

CONTROLLED DOCUMENT

CONTROLLED DOCUMENT

PV216-000A (8/82)

Rev. No.	Date	Revised Pages	Comments
----------	------	---------------	----------

[illegible]

CONTROLLED DOCUMENT

PVNGS EMERGENCY PLAN IMPLEMENTING PROCEDURE	PROCEDURE NO. EPIP-04	
ALERT IMPLEMENTING ACTIONS	REVISION 8	Page 4 of 38

TABLE OF CONTENTS

<u>SECTION</u>	<u>PAGE NUMBER</u>
1.0 OBJECTIVE	5
2.0 REFERENCES	5
3.0 LIMITATIONS AND PRECAUTIONS	6
4.0 DETAILED PROCEDURE	6
4.1 Personnel Indoctrination/Responsibilities	6
4.2 Prerequisites	7
4.3 Instructions	7

APPENDICES

Appendix A - Emergency Notification Call List - Emergency Coordinator/STSC Communicator	13
Appendix B - Emergency Notification Call List - PVNGS Security	14
Appendix C - Initial Emergency Message Form	15
Appendix D - Followup Emergency Message Form	16
Appendix E - Emergency Termination Message Form	19
Appendix F - Instructions for Completing Appendix C, D or E	20
Appendix G - Notification Alert Network (NAN) Radio Backup	23
Appendix H - Protective Action Recommendations	25
Appendix I - Emergency Coordinator Checklist	26
Appendix J - STSC Communicator Checklist	37

CONTROLLED DOCUMENT

CONTROLLED DOCUMENT

PVNGS EMERGENCY PLAN IMPLEMENTING PROCEDURE	PROCEDURE NO. EPIP-04	
ALERT IMPLEMENTING ACTIONS	REVISION 8	Page 5 of 38

1.0 OBJECTIVE

- 1.1 This procedure provides a series of implementing actions to be taken upon declaration of an ALERT.

2.0 REFERENCES

2.1 Implementing References

- 2.1.1 EPIP-02, "Emergency Classification"
- 2.1.2 EPIP-11, "Technical Support Center/Satellite TSC Activation"
- 2.1.3 EPIP-12, "Operations Support Center Activation"
- 2.1.4 EPIP-13, "Emergency Operations Facility Activation"
- 2.1.5 EPIP-14A, "Release Rate Determination"
- 2.1.6 EPIP-14B, "Initial Dose Assessment"
- 2.1.7 EPIP-15, "Protective Action Guidelines"
- 2.1.8 EPIP-16, "Inplant Surveys and Sampling"
- 2.1.9 EPIP-17, "Onsite/Offsite Surveys and Sampling"
- 2.1.10 EPIP-18, "Emergency Exposure Guidelines"
- 2.1.11 EPIP-19, "Onsite Evacuation"
- 2.1.12 EPIP-20, "Personnel Assembly and Accountability"
- 2.1.13 EPIP-21, "Search and Rescue"
- 2.1.14 EPIP-22, "Personnel Injury"
- 2.1.15 EPIP-23, "Fire Fighting"
- 2.1.16 EPIP-24, "Security"
- 2.1.17 EPIP-25, "Reentry for Recovery Operations"
- 2.1.18 EPIP-26, "Potassium Iodide (KI) Administration"

CONTROLLED DOCUMENT

CONTROLLED DOCUMENT

PVNGS EMERGENCY PLAN IMPLEMENTING PROCEDURE	PROCEDURE NO. EPIP-04	
ALERT IMPLEMENTING ACTIONS	REVISION 8	Page 6 of 38

- 2.1.19 EPIP-31, "Recovery"
- 2.1.20 EPIP-33, "Offsite Assistance"
- 2.1.21 71AC-9ZZ01, "Event Related Reporting"
- 2.1.22 9N219.05.00, "Document/Record Turnover Control"

2.2 Developmental References

- 2.2.1 NUREG-0654, Rev. 1, "Criteria for Preparation and Evaluation of Radiological Emergency Response Plans and Preparedness in Support of Nuclear Power Plants"
- 2.2.2 PVNGS Emergency Plan, Rev. 6

3.0 LIMITATIONS AND PRECAUTIONS

- 3.1 Continued surveillance and assessment of plant conditions are necessary to ensure that the emergency classification is appropriately revised as conditions change or more definitive information is obtained.
- 3.2 Notifications to State/County Agencies per Appendix A, "Emergency Notification Call List-Emergency Coordinator/STSC Communicator" shall commence within 15 minutes of declaration of an emergency.

4.0 DETAILED PROCEDURE

4.1 Personnel Indoctrination/Responsibilities

- 4.1.1 In an ALERT situation, limited releases of radioactive material may occur and radiological/meteorological information may have to be obtained for assessment of onsite and offsite consequences. The emergency response for an ALERT includes activation of onsite and offsite emergency centers. An ALERT calls for prompt initial and follow-up notification to offsite emergency management organizations. The ALERT status is maintained until the event is terminated or reclassified.

CONTROLLED DOCUMENT

CONTROLLED DOCUMENT

PVNGS EMERGENCY PLAN IMPLEMENTING PROCEDURE	PROCEDURE NO. EPIP-04	
ALERT IMPLEMENTING ACTIONS	REVISION 8	Page 7 of 38

4.1.2 The Shift Supervisor or Emergency Coordinator shall be responsible for initiating and completing implementing actions of this procedure.

4.2 Prerequisites

4.2.1 The emergency has been classified per EPIP-02, "Emergency Classification".

4.3 Instructions

4.3.1 The affected unit Shift Supervisor shall perform the following:

NOTE

Designated Unaffected Unit Shift Supervisor to assume the role of the Emergency Coordinator in the Onshift Emergency Organization are:

Affected Unit	Unaffected Unit Shift Supervisor
Unit 1	Unit 2
Unit 2	Unit 1
Unit 3	Unit 2
Entire Site	Unit 1

4.3.1.1 Notify the Shift Supervisor of the designated unaffected unit (or Shift Supervisor of an unaffected unit) to report to the Control Room of the affected unit and assume the duties of the Emergency Coordinator.

CONTROLLED DOCUMENT

CONTROLLED DOCUMENT

PVNGS EMERGENCY PLAN IMPLEMENTING PROCEDURE	PROCEDURE NO. EPIP-04	
ALERT IMPLEMENTING ACTIONS	REVISION 8	Page 8 of 38

NOTE

Initial notifications shall be made from the Satellite TSC by the Satellite TSC Communicator until activation of the EOF. At that time, all subsequent initial and follow up notifications shall be made by the Government Liaison Engineer in the EOF.

NOTE

If the emergency situation is terminated before initial notifications are finished, complete the notifications per Appendix A. Then repeat Appendix A with the notification of termination. If the emergency is terminated before initial notifications can be started, provide both initiating and terminating messages in the same call.

NOTE

Protective action recommendations (Appendix H) are based on plant and containment conditions and these recommendations are made to offsite officials even when no release is in progress.

- 4.3.1.2 Notify the Control Rooms of the unaffected units.
- 4.3.1.3 Direct the Satellite TSC Communicator (or Government Liaison Engineer) to fill out Appendix C, "Initial Emergency Message Form," in accordance with instructions provided in Appendix F.

CONTROLLED DOCUMENT

CONTROLLED DOCUMENT

PVNGS EMERGENCY PLAN IMPLEMENTING PROCEDURE	PROCEDURE NO. EPIP-04	
ALERT IMPLEMENTING ACTIONS	REVISION 8	Page 9 of 38

NOTE

Assembly and accountability should only be performed if deemed necessary by the Shift Supervisor to maximize the health and safety of station personnel. If the decision is made to perform assembly/accountability, skip steps 4.3.1.4 and 4.3.1.5. If not, perform step 4.3.1.4 and 4.3.1.5 and skip steps 4.3.1.6, 4.3.1.7 and 4.3.1.8 and 4.3.1.9.

ACCOUNTABILITY NOT PERFORMED

- 4.3.1.4 Provide the following announcement over the plant wide telephone page (phone no. [REDACTED]) *(This may be delegated.)*
IV 4/1/85

"ATTENTION ALL PLANT PERSONNEL, AN EMERGENCY SITUATION CLASSIFIED AS AN ALERT EXISTS IN UNIT _____. ALL AFFECTED UNIT EMERGENCY RESPONSE PERSONNEL AND ALTERNATES REPORT TO YOUR EMERGENCY LOCATION. ALL OTHER PERSONNEL STANDBY UNTIL FURTHER NOTICE. (Provide instructions on route(s) or area(s) to avoid as appropriate).

- 4.3.1.5 Repeat the announcement in step 4.3.1.4 over the site warning siren/public address system.

ACCOUNTABILITY PERFORMED

- 4.3.1.6 Sound the accountability signal for approximately one (1) minute to alert personnel.

- 4.3.1.7 Provide the following announcement over the plant wide telephone page (phone no. [REDACTED])

"ATTENTION ALL PLANT PERSONNEL. AN EMERGENCY SITUATION CLASSIFIED AS AN ALERT EXISTS IN UNIT _____. ALL AFFECTED UNIT EMERGENCY RESPONSE PERSONNEL AND ALTERNATES REPORT TO YOUR EMERGENCY LOCATION. ALL OTHER PERSONNEL REPORT TO YOUR ASSIGNED ASSEMBLY AREA." (Provide instructions on route(s) or area(s) to avoid as appropriate).

- 4.3.1.8 Repeat the announcement in step 4.3.1.7 over the site warning siren/public address system.

- 4.3.1.9 Resound the accountability signal and repeat the announcement.

CONTROLLED DOCUMENT

CONTROLLED DOCUMENT

PVNGS EMERGENCY PLAN IMPLEMENTING PROCEDURE	PROCEDURE NO. EPIP-04	
ALERT IMPLEMENTING ACTIONS	REVISION 8	Page 10 of 38

- 4.3.1.10 Ensure that the actions of the appropriate Recovery procedures have been implemented.
- 4.3.2 The Emergency Coordinator/Shift Supervisor shall perform the following:
- 4.3.2.1 Ensure activation of the Satellite TSC in accordance with EPIP-11, "Technical Support Center/Satellite TSC Activation".
- 4.3.2.2 Implement additional Emergency Plan Implementing Procedures according to the situation that resulted in the emergency being classified as an ALERT.
- 4.3.2.3 Direct the Security Director to call in the Onsite and Offsite Emergency Organization personnel by utilizing the appropriate computer call-out listing.
- 4.3.2.4 Direct the STSC Communicator (or Government Liaison Engineer) to prepare Appendix D, "Followup Emergency Message Form" in accordance with instructions provided in Appendix F.
- 4.3.2.5 Determine the need for offsite assistance. If assistance is necessary, direct a Communicator to contact the required agency per EPIP-33, "Offsite Assistance".
- 4.3.2.6 Reevaluate the emergency classification and perform license actions as conditions change by implementing procedure EPIP-02.
- 4.3.2.7 When the situation warrants downgrading/upgrading an ALERT, proceed to appropriate implementing and notification procedures and direct the Shift Supervisor to announce the reclassification over the public address system and inform the other Control Rooms.
- 4.3.2.8 The Emergency Coordinator shall complete checklist, Appendix I.
- 4.3.3 PVNGS Security, after being notified by the Emergency Coordinator or STSC Communicator that an alert is in progress or has occurred, or has been terminated, shall complete Appendix B, "Emergency Notification Call List - PVNGS Security," and notify these individuals or departments of the situation.

CONTROLLED DOCUMENT

CONTROLLED DOCUMENT

PVNGS EMERGENCY PLAN IMPLEMENTING PROCEDURE	PROCEDURE NO. EPIP-04	
ALERT IMPLEMENTING ACTIONS	REVISION 8	Page 11 of 38

4.3.4 Operations Support Center (OSC) Activation

4.3.4.1 The OSC Coordinator shall implement EPIP-12, "Operations Support Center Activation".


4.3.5 Emergency Operations Facility (EOF) Activation

4.3.5.1 The Emergency Operations Director shall implement EPIP-13, "Emergency Operations Facility Activation".

4.3.6 Emergency Situation Terminated

NOTE

Sound the 'All Clear' signal only if assembly and accountability has been initiated.

4.3.6.1 The Shift Supervisor (or Emergency Coordinator) shall sound the All Clear signal for approximately (1) minute, silence the signal, and provide the following announcement over the plant wide telephone page (phone no. ). *res 7/6/85 or desigrec*

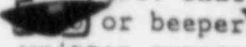

"ATTENTION ALL PERSONNEL. THE EMERGENCY SITUATION DECLARED IN UNIT _____ HAS NOW BEEN TERMINATED". (Provide special instructions as necessary).

4.3.6.2 Repeat the announcement in step 4.3.6.1 over the site warning siren/public address system. | 8

4.3.6.3 Repeat signal and announcement once.

4.3.6.4 Direct the STSC Communicator (or Government Liaison Engineer) to fill out Appendix E, "Emergency Termination Message Form", per instructions provided in Appendix F.

4.3.6.5 Direct the STSC Communicator (or Government Liaison Engineer) to transmit the termination per Appendix A.

4.3.6.6 At closeout or reduction of the ALERT classification, the S.S./E.C. shall notify the PVNGS Compliance Dept. at ext.  or beeper  and request a written summary be provided to offsite authorities within eight (8) hours. S.S./E.C. shall provide copies of shift logs, control room logs, etc., as requested by Compliance for preparation of the report. | 8

CONTROLLED DOCUMENT

CONTROLLED DOCUMENT

PVNGS EMERGENCY PLAN IMPLEMENTING PROCEDURE	PROCEDURE NO. EPIP-04	
ALERT IMPLEMENTING ACTIONS	REVISION 8	Page 12 of 38

4.3.7 Record Retention

- 4.3.7.1 Appendices A, B, C, D, E, I, and J shall be turned over to the Emergency Planning Dept., mail station 6010, to ensure they are forwarded to DDC for proper storage in accordance with 9N219.05.00, "Document/Record Turn Over Control".

CONTROLLED DOCUMENT

CONTROLLED DOCUMENT

SEE RN #01

PVNGS EMERGENCY PLAN IMPLEMENTING PROCEDURE	PROCEDURE NO. EPIP-04	APPENDIX A Page 1 of 1
ALERT IMPLEMENTING ACTIONS	REVISION 8	Page 13 of 38

EMERGENCY NOTIFICATION CALL LIST EMERGENCY COORDINATOR/SISC COMMUNICATOR

AGENCY OR INDIVIDUAL	PRIMARY LINK	ALTERNATE LINK	INITIAL DATE/TIME CALLER	TERMINATION DATE/TIME CALLER
Arizona Department of Public Safety	N/A	Radio System Channel 8 frequency	/	/
Maricopa County Sheriff's Office	N/A	Radio System Channel 8 frequency	/	/
Arizona Radiation Regulatory Agency	N/A	Radio System Channel 8 frequency	/	/
Arizona Division of Emergency Services	N/A	Radio System Channel 8 frequency	/	/
Maricopa County Department of Civil Defense and Emergency Services	N/A	Radio System Channel 8 frequency	/	/
PVNGS Security	N/A	Radio System Channel 8 frequency	/	/
Group Paging System #1	N/A	Radio System Channel 8 frequency	/	/
Group Paging System #2	N/A	Radio System Channel 8 frequency	/	/
PVNGS Plant Manager	N/A	Radio System Channel 8 frequency	/	/
Operations Manager	N/A	Radio System Channel 8 frequency	/	/
Dispatcher (SOC)	N/A	Radio System Channel 8 frequency	/	/
NRC Headquarters	N/A	Radio System Channel 8 frequency	/	/

CONTROLLED DOCUMENT

CONTROLLED DOCUMENT

PVNGS EMERGENCY PLAN IMPLEMENTING PROCEDURE	PROCEDURE NO. EPIP-04	APPENDIX A Page 1 of 1
	REVISION 8	Page ^{13a} 18 of 38

ALERT IMPLEMENTING ACTIONS

THE AGENCY NOTIFICATION CALL LIST
THE AGENCY COORDINATOR/SEC. COMMUNICATOR

AGENCY OR INDIVIDUAL	PRIMARY LINK	ALTERNATE LINK	ALTERNATE LINK	DATE/TIME	INITIAL	DATE/TIME	TERMINATION CALLER
Arizona Department of Public Safety	NAN	Radio System Channel & Frequency		/		/	
Maricopa County Sheriff's Office	NAN	Radio System Channel & Frequency		/		/	
Arizona Radiation Regulatory Agency	NAN	Radio System Channel & Frequency		/		/	
Arizona Division of Emergency Services	NAN	Radio System Channel & Frequency		/		/	
Maricopa County Department of Civil Defense and Emergency Services	NAN	Radio System Channel & Frequency		/		/	
PVNGS Security				/		/	
Group Paging System #1				/		/	
Group Paging System #2				/		/	
PVNGS Plant Manager				/		/	
Operations Manager				/		/	
Dispatcher (SOC)				/		/	
BHC Headquarters				/		/	

PCN # 02

PCN # 02

CONTROLLED DOCUMENT

PVNGS EMERGENCY PLAN IMPLEMENTING PROCEDURE	PROCEDURE NO. EPIP-04	APPENDIX A Page 1 of 1
ALERT IMPLEMENTING ACTIONS	REVISION 8	13b Page 15 of 38

EMERGENCY NOTIFICATION CALL LIST
EMERGENCY COORDINATOR/SITE COMMUNICATOR

AGENCY OR INDIVIDUAL	PRIMARY LINE	ALTERNATE LINE	ALTERNATE LINE	DATE/TIME	INITIAL	CALLER	DATE/TIME	TERMINATION	CALLER
Arizona Department of Public Safety	NAR	Radio System Channel 8 Frequency	Radio System Channel 8 Frequency	/	/	/	/	/	/
Maricopa County Sheriff's Office	NAR	Radio System Channel 8 Frequency	Radio System Channel 8 Frequency	/	/	/	/	/	/
Arizona Radiation Regulatory Agency	NAR	Radio System Channel 8 Frequency	Radio System Channel 8 Frequency	/	/	/	/	/	/
Arizona Division of Emergency Services	NAR	Radio System Channel 8 Frequency	Radio System Channel 8 Frequency	/	/	/	/	/	/
Maricopa County Department of Civil Defense and Emergency Services	NAR	Radio System Channel 8 Frequency	Radio System Channel 8 Frequency	/	/	/	/	/	/
PVNGS Security	NAR	Radio System Channel 8 Frequency	Radio System Channel 8 Frequency	/	/	/	/	/	/
Group Paging System #1	NAR	Radio System Channel 8 Frequency	Radio System Channel 8 Frequency	/	/	/	/	/	/
Group Paging System #2	NAR	Radio System Channel 8 Frequency	Radio System Channel 8 Frequency	/	/	/	/	/	/
PVNGS Plant Manager	NAR	Radio System Channel 8 Frequency	Radio System Channel 8 Frequency	/	/	/	/	/	/
Operations Manager	NAR	Radio System Channel 8 Frequency	Radio System Channel 8 Frequency	/	/	/	/	/	/
Manager *	NAR	Radio System Channel 8 Frequency	Radio System Channel 8 Frequency	/	/	/	/	/	/
Maintenance Manager *	NAR	Radio System Channel 8 Frequency	Radio System Channel 8 Frequency	/	/	/	/	/	/
Plant Services Manager	NAR	Radio System Channel 8 Frequency	Radio System Channel 8 Frequency	/	/	/	/	/	/
Dispatcher (SOC)	NAR	Radio System Channel 8 Frequency	Radio System Channel 8 Frequency	/	/	/	/	/	/
NCR Headquarters	NAR	Radio System Channel 8 Frequency	Radio System Channel 8 Frequency	/	/	/	/	/	/

*Call these personnel in the event of an emergency if they are unable to contact
PVNGS Plant Manager or Operations Manager.

CONTROLLED DOCUMENT

SEE PCN #01

PVNGS EMERGENCY PLAN IMPLEMENTING PROCEDURE	PROCEDURE NO. EPIP-04	APPENDIX B Page 1 of 1
ALERT IMPLEMENTING ACTIONS	REVISION 8	Page 14 of 38

EMERGENCY NOTIFICATION CALL LIST - PVNGS SECURITY

AGENCY OR INDIVIDUAL	PRIMARY LINK	ALTERNATE LINK	DATE/TIME INITIAL CALLER	DATE/TIME TERMINATION CALLER
Corporate Security			/ /	/ /
Site Construction Security Office			/ /	/ /
Nuclear Administration			/ /	/ /
ANPP Communications*			/ /	/ /
ANPP Site Construction Office*			/ /	/ /
Bochtel Emergency Control Center			/ /	/ /

*Available during working hours only.

CONTROLLED DOCUMENT

PVNGS EMERGENCY PLAN IMPLEMENTING PROCEDURE	PROCEDURE NO. EPIP-04	APPENDIX B Page 1 of 1
ALERT IMPLEMENTING ACTIONS	REVISION 8	Page ^{14a} 1 of 38

EMERGENCY NOTIFICATION CALL LIST - PVNGS SECURITY

AGENCY OR INDIVIDUAL	PRIMARY LINK	ALTERNATE LINK	INITIAL DATE/TIME	CALLER	TERMINATION DATE/TIME	CALLER
Corporate Security						
Site Construction Security Office						
Nuclear Administration						
ANPP Communications*						
ANPP Site Construction Office*						
Bechtel Emergency Control Center						

*Available during working hours only.

Rev 1

Rev 1

CONTROLLED DOCUMENT

PVNGS EMERGENCY PLAN IMPLEMENTING PROCEDURE	PROCEDURE NO. EPIP-04	APPENDIX C Page 1 of 1
ALERT IMPLEMENTING ACTIONS	REVISION 8	Page 15 of 38

INITIAL EMERGENCY MESSAGE FORM
NOTIFICATION OF UNUSUAL EVENT,
ALERT, SITE AREA EMERGENCY, OR GENERAL EMERGENCY

1. Verbatim text of Message: THIS IS (IS NOT) A DRILL (Circle One) THIS
IS PALO VERDE NUCLEAR GENERATING STATION (NOTIFICATION OF UNUSUAL
EVENT) (ALERT) (SITE AREA EMERGENCY) (GENERAL EMERGENCY)
(circle applicable classification)

declared at _____ - _____ - Wind is from _____ degrees - At _____ mph.
(time) (date) (speed)

PALO VERDE AUTHENTICATOR _____
(authenticator letters)

2. This is _____, at the Palo Verde Nuclear Generating
Station (name/title)

3. (Circle One)

(a) There is NO, repeat NO, radioactive release taking place and no
special protective actions are recommended at this time.

OR

(b) There is NO, repeat NO, radioactive release in excess of allowable
operating limits and NO protective actions are recommended at this
time.

OR

(c) There is NO, repeat NO, radioactive release taking place at this
time. However, the following protective actions are recommended.

Sectors

Distance (Miles)

OR

(d) A radioactive release IS, repeat IS, taking place. We recommend
that people in affected sectors remain indoors with windows and doors
closed.

Sectors

Distance (Miles)

OR

(e) A radioactive release IS, repeat IS, taking place. We recommend
that evacuation of affected sectors be considered.

Sectors

Distance (Miles)

4. THIS IS (IS NOT) A DRILL (Circle One)

Approved _____

CONTROLLED DOCUMENT

(SS/EC/EOD)

Date _____

Time _____

CONTROLLED DOCUMENT

PVNGS EMERGENCY PLAN IMPLEMENTING PROCEDURE	PROCEDURE NO. EPIP-04	APPENDIX D Page 1 of 3
	REVISION 8	Page 16 of 38

FOLLOW-UP EMERGENCY MESSAGE FORM

1. Verbatim text of Message: THIS IS (IS NOT) A DRILL (Circle One) THIS IS A PALO VERDE NUCLEAR GENERATING STATION follow-up information message concerning the (NOTIFICATION OF UNUSUAL EVENT) (ALERT) (SITE AREA EMERGENCY) (GENERAL EMERGENCY)
(circle applicable classification)

declared at _____ - _____

(time) (date)

2. This is _____, at Palo Verde Nuclear Generating Station.
(name/title)

3. Brief description of event _____

4. Meteorological Data

- a. Wind direction from _____ (degrees) - at _____ miles per hour
(direction) (speed)

from _____ to _____
(sector) (sector)

- b. Stability Class: A B C D E F G
(Circle One)

- c. Precipitation Yes No
(Circle One)

5. Radiological Data

- a. Radioactivity (check one)

() Has been released
() Has not been released

CONTROLLED DOCUMENT

CONTROLLED DOCUMENT

PVNGS EMERGENCY PLAN IMPLEMENTING PROCEDURE	PROCEDURE NO. EPIP-04	APPENDIX D Page 2 of 3
	REVISION 8	Page 17 of 38

5. b. Release Time _____
c. Reactor Trip Time _____
d. Location/Source of Release _____

6. Current Release Rates

- a. I-131 Equivalent _____ Ci/second
b. Noble Gas _____ Ci/second
c. Particulates _____ Ci/second

7. Two-hour plume centerline projected dose at:

Distance	Sector	Whole Body Dose (REM)	Child Thyroid Dose Commitment (REM)
----------	--------	--------------------------	---

Site
Boundary

2 miles

5 miles

10 miles

8. Plume arrival time offsite:

_____ 2 mi
_____ 5 mi
_____ 10 mi
_____ Ruth Fisher School
_____ Arlington School

9. Estimated duration of release _____ minutes

CONTROLLED DOCUMENT

CONTROLLED DOCUMENT

PVNGS EMERGENCY PLAN IMPLEMENTING PROCEDURE	PROCEDURE NO. EPIP-04	APPENDIX D Page 3 of 3
ALERT IMPLEMENTING ACTIONS	REVISION 8	Page 18 of 38

10. Following Emergency Measures Including Protective Actions are Recommended:

11. The Following Emergency Reponse Actions are Underway:

12. We Request the Following Onsite Support and Assistance from Offsite Sources:

13. Our Prognosis of the Emergency is that Conditions:

____ Are Under Control

____ Can Be Expected to Terminate Within ____ hours

____ Are Worsening

14. Other Information:

15. THIS IS (IS NOT) A DRILL (Circle One)

CONTROLLED DOCUMENT

CONTROLLED DOCUMENT

PVNGS EMERGENCY PLAN IMPLEMENTING PROCEDURE	PROCEDURE NO. EPIP-04	APPENDIX E Page 1 of 1
ALERT IMPLEMENTING ACTIONS	REVISION 8	Page 19 of 38

EMERGENCY TERMINATION MESSAGE FORM

1. Verbatim text of message: THIS IS (IS NOT) A DRILL!! (Circle One)
THIS IS PALO VERDE NUCLEAR GENERATING STATION. THE (NOTIFICATION OF
UNUSUAL EVENT) (ALERT) (SITE AREA EMERGENCY) (GENERAL EMERGENCY)
(circle appropriate classification) DECLARED

AT _____ - _____ HAS BEEN TERMINATED AT
(Time) (Date)

_____ - _____
(Time) (Date)

2. This is _____, at Palo
(Name) (Title)
Verde Nuclear Generating Station

3. PALO VERDE AUTHENTICATOR _____
(Authenticator Letters)

Approved: _____
(SS/EC/EOD) Date/Time

CONTROLLED DOCUMENT

CONTROLLED DOCUMENT

PVNGS EMERGENCY PLAN IMPLEMENTING PROCEDURE	PROCEDURE NO. EPIP-04	APPENDIX F Page 1 of 3
ALERT IMPLEMENTING ACTIONS	REVISION 8	Page 20 of 38

INSTRUCTIONS FOR COMPLETING APPENDIX C, D OR E

1.0 Initial Emergency Message Form (Appendix C)

- 1.1 Fill in data required by Steps 1 and 2 of Appendix C, "Initial Emergency Message Form". Obtain Authenticator from the confidential envelope marked on the outside with the appropriate month and a drill sequence number (if it is a drill).
- 1.2 Obtain from the Radiation Protection Monitor (onshift) or the Radiological Assessment Coordinator (if EOF is activated) data required to complete Step 3 of Appendix C.
- 1.3 Circle appropriate wording of Step 4 of Appendix C.

NOTE

When the NAN ring button is pushed and it appears that all the receiving stations are on line or the ring has stopped, the PVNGS originating station shall initiate a roll call in order listed below. (Consider the time of day.)

NOTE

If the NAN dedicated telephone fails, refer to Appendix G, "Notification Alert Network (NAN) Radio Backup", for instructions on using channel 8, KON-511, for notification.

- 1.4 By means of a single call on the Notification and Alert Net dedicated telephone, contact the following State/County agencies listed in Appendix A.

Duty Hours (8:00 a.m. to 5:00 p.m. Monday-Friday)

Maricopa County Sheriff's Office
Maricopa County Department of Civil Defense and Emergency Services
Arizona Department of Public Safety
Arizona Division of Emergency Services
Arizona Radiation Regulatory Agency.

CONTROLLED DOCUMENT

CONTROLLED DOCUMENT

PVNGS EMERGENCY PLAN IMPLEMENTING PROCEDURE	PROCEDURE NO. EPIP-04	APPENDIX F Page 2 of 3
ALERT IMPLEMENTING ACTIONS	REVISION 8	Page 21 of 38

Off-Duty Hours (5:00 p.m. to 8:00 a.m., Monday-Friday, all day Saturday, Sunday and Holidays)

Maricopa County Sheriff's Office
Department of Public Safety

- 1.5 In the event that an offsite government agency (or agencies) does not answer the NAN phone or NAN backup radio during a test, drill or actual emergency, the nuclear operator (or STSC Communicator) shall notify the agency via regular PBX telephone (numbers listed in Appendix A).
- 1.6 When contact is made, the caller shall identify himself and request that the individuals obtain a copy of the appropriate Emergency Message Form.
- 1.7 When each individual has obtained a copy, read the completed Emergency Message Form verbatim and request MCSO to read back verbatim. Perform warning point roll call.
- 1.8 Offer to repeat information and reiterate as necessary.

NOTE

To verify the group page activation monitor the pager installed in the STSC. Be aware that as much as two (2) minutes may lapse between dial-up and the broadcast announcement.

- 1.9 Notify additional personnel as listed in Appendix A as necessary and inform them of the situation. Provide the following message for both Group Paging Systems Notification/Callout:

"THIS IS PVNGS, UNIT ____, CLASSIFICATION TWO, PLEASE RESPOND APPROPRIATELY." (Repeat message once).
- 1.10 If an individual requests information not contained in the Emergency Message Form, make reasonable efforts to obtain and give the information only after all initial notifications have been made.
- 1.11 Contact the NRC via the Emergency Notification System (ENS) dedicated telephone within 60 minutes of declaring an emergency. If the ENS fails, use the commercial telephone or HPN phone as an alternate line.

CONTROLLED DOCUMENT

CONTROLLED DOCUMENT

PVNGS EMERGENCY PLAN IMPLEMENTING PROCEDURE	PROCEDURE NO. EPIP-04	APPENDIX F Page 3 of 3
ALERT IMPLEMENTING ACTIONS	REVISION 8	Page 22 of 38

1.12 When contact is made, the caller shall identify himself and read the completed Emergency Message Form verbatim (omit the Palo Verde Authenticator).

1.13 Offer to repeat information and reiterate as necessary.

2.0 Follow-up Emergency Message Form (Appendix D)

2.1 Fill in data required by Steps 1-3 of Appendix D, "Follow-up Emergency Message Form".

NOTE

If the emergency is non-radiological in nature, steps 4-9 may be deleted.

2.2 Obtain the Radiation Protection Monitor or the Radiological Assessment Coordinator (if EOF is activated) data required to complete Steps 4-9.

2.3 Obtain the Emergency Coordinator or the Technical Analysis Coordinator (if EOF is activated) data required to complete Steps 10-14.

2.4 Circle appropriate wording in Step 15.

2.5 Dispense information when asked by offsite Agencies (NRC or ARRA).

3.0 EMERGENCY TERMINATION MESSAGE FORM (APPENDIX E)

3.1 Fill in data required by steps 1-3 of Appendix E. "Emergency Termination Message Form".

3.2 Obtain approval from SS/EC/EOD.

3.3 Transmit termination per Appendix A.

NOTE

To verify the group page activation monitor the pager installed in the STSC. Be aware that as much as two (2) minutes may lapse between dial-up and the broadcast announcement.

3.4 When using the Group Paging Systems to announce event termination, use the following message:

CONTROLLED DOCUMENT
THIS IS A CONTROLLED DOCUMENT. EMERGENCY TERMINATED.
PLEASE CANCEL RESPONSE TO EMERGENCY "

CONTROLLED DOCUMENT

PVNGS EMERGENCY PLAN IMPLEMENTING PROCEDURE	PROCEDURE NO. EPIP-04	APPENDIX G Page 1 of 2
ALERT IMPLEMENTING ACTIONS	REVISION 8	Page 23 of 33

NOTIFICATION ALERT NETWORK (NAN) RADIO BACKUP Channel 8 - KON511

In case of failure of the NAN ringdown telephone, the NAN backup is Channel 8 on the PVNGS radio. FCC regulations require the Palo Verde Designator 'KON511' be used to precede and conclude all outgoing communications.

1. Take control of the radio channel by saying: "All stations this net," (Repeat) "All stations this net, this is K-O-N 5-1-1 Palo Verde. 5-1-1 Palo Verde to all 5-1-1 stations, stand by for Warning Point roll call."
2. Wait thirty seconds to allow the offsite agencies to get to their radios, then repeat the previous transmission.

NOTE

After 5 P.M. weekdays, all day Saturday, Sunday or on holidays, Maricopa County Sheriff's Office (MCSO) and Department of Public Safety (DPS) will be the only agencies responding.

3. Initiate roll call of the offsite government agencies, allowing stations on the net to respond.
 - 3.1 "5-1-1 Palo Verde to 5-1-1 Maricopa County Sheriff's Office. Do you copy?"
Allow Response: "5-1-1 MCSO copies."
 - 3.2 "5-1-1 Palo Verde to 5-1-1 Maricopa County Department of Civil Defense & Emergency Services. Do you copy?" (MCDCE&ES)
Allow response: "5-1-1 Civil Defense copies."
 - 3.3 "5-1-1 Palo Verde to 5-1-1 Department of Public Safety. Do you copy?"
Allow response: "5-1-1 DPS copies."
 - 3.4 "5-1-1 Palo Verde to 5-1-1 Arizona Division of Emergency Services. Do you copy?"
Allow response: "5-1-1 ADES (State EOC) copies."
 - 3.5 "5-1-1 Palo Verde to 5-1-1 Arizona Radiation Regulatory Agency. Do you copy?"
Allow response: "5-1-1 ARRA copies."

CONTROLLED DOCUMENT

PVNGS EMERGENCY PLAN IMPLEMENTING PROCEDURE	PROCEDURE NO. EPIP-04	APPENDIX G Page 2 of 2
ALERT IMPLEMENTING ACTIONS	REVISION 8	Page 24 of 38

4. Upon completion of roll call, transmit the notification message verbatim. Take acknowledgement roll call, allowing MCSO to read the message back in its entirety, and provide assistance or clarification, as needed.
5. Upon completion of the second roll call, announce: "K-O-N 5-1-1 Palo Verde off." This is the required FCC sign-off.
6. Continue notifications per Step 1.8 Appendix F.

CONTROLLED DOCUMENT

CONTROLLED DOCUMENT

PVNGS EMERGENCY PLAN IMPLEMENTING PROCEDURE	PROCEDURE NO. EPIP-04	APPENDIX H Page 1 of 1
ALERT IMPLEMENTING ACTIONS	REVISION 8	Page 25 of 38

PROTECTIVE ACTION RECOMMENDATIONS

Classification Category

Protective Actions Recommendations

Alert-
any releases are expected to
be limited to a small fraction
of the EPA/PAG exposure levels
at the site boundary unless
further degradation of safety
systems occur.

Inform the state and county
authorities of the ALERT
status/cause and recommend
that the public be appraised
of the situation and stay
tuned to EBS/KTAR radio
station.

CONTROLLED DOCUMENT

CONTROLLED DOCUMENT

PVNGS EMERGENCY PLAN IMPLEMENTING PROCEDURE	PROCEDURE NO. EPIP-04	APPENDIX I Page 1 of 11
ALERT IMPLEMENTING ACTIONS	REVISION 8	Page 26 of 38

CHECKLIST EMERGENCY COORDINATOR STSC ACTIVATED

POSITION FILLED BY:

- (1) PVNGS Plant Manger
- (2) Manager, Technical Support
- (3) Shift Supervisor, Unaffected Unit

RESPONSIBILITY:

The individual onsite with the responsibility and authority to immediately and unilaterally initiate emergency actions, including providing notification and protective action recommendations to Governmental authorities responsible for implementing offsite emergency measures. Provide for the control and coordination of onsite emergency response.

NOTE

Refer to the following pages per appropriate facility activation.

Facility Activated

Appendix I Page

STSC	1 - 4
TSC	5 - 8
TSC/ECF	9 - 11

INITIAL RESPONSE

TIME/INITIALS

1. Receive notification from the Shift Supervisor and report to the Control Room of the affected unit. _____
2. Provide plant wide public address announcement or direct the Shift Supervisor to provide same per steps 4.3.1.4, 4.3.1.5 or 4.3.1.7, 4.3.1.8 of this procedure as appropriate. *(This may be delegated.)* *JS 9/10/85* _____
3. Review plant status, initiating event, corrective actions and emergency classification with the Shift Supervisor per EPIP-02, "Emergency Classification". _____

8

CONTROLLED DOCUMENT

PVNGS EMERGENCY PLAN IMPLEMENTING PROCEDURE	PROCEDURE NO. EPIP-04	APPENDIX I Page 2 of 11
ALERT IMPLEMENTING ACTIONS	REVISION 8	Page 27 of 38

CHECKLIST EMERGENCY COORDINATOR STSC ACTIVATED

TIME/INITIALS

4. Assume position of the onshift Emergency Coordinator. /
5. Activate the Satellite STSC per EPIP-11, "Technical Support Center/Satellite TSC Activation". /
6. Commence notification process per Appendix F or direct the STSC Communicator to do so. /
 - (1) Direct the Security Director to call in the PVNGS onsite and offsite Emergency Organization personnel. /
7. Provide plant wide public address announcement when the STSC is activated. / 8
8. Verify personnel resources are on standby in the OSC. /
9. Reevaluate the emergency classification as conditions change per EPIP-02 "Emergency Classification," reclassify as necessary. /
10. As necessary, direct implementation of EPIP-23, "Fire Fighting" and EPIP-22, "Personnel Injury". /
 - (1) For a fire, dispatch the Fire Team and order the Security Director to contact the Bechtel or alternate offsite fire department for assistance (if required). /
 - (2) For personnel injury, contact the First Aid Station and inform them of the situation. Dispatch a First Aid Team, if necessary, and coordinate any required offsite assistance. /
11. Determine any additional protective action recommendations to be provided to state and county response agencies per EPIP-15, "Protective Action Guidelines". /
12. As appropriate, complete Follow-up Emergency Message Form. /
13. Determine the need for offsite support and direct the STSC Communicator to call location(s) in EPIP-33, "Offsite Assistance and Support" in accordance with the Security Director per EPIP-33, "Offsite Assistance and Support". /

CONTROLLED DOCUMENT

PVNGS EMERGENCY PLAN IMPLEMENTING PROCEDURE	PROCEDURE NO. EPIP-04	APPENDIX I Page 3 of 11
ALERT IMPLEMENTING ACTIONS	REVISION 8	Page 28 of 38

CHECKLIST EMERGENCY COORDINATOR STSC ACTIVATED

Personnel Assembly and Accountability (If Assembly/Accountability Performed)

TIME/INITIALS

14. Within 30 minutes of the accountability signal receive a report on accountability in the protected area from the Security Director. /
15. Be prepare to implement EPIP-21, "Search and Rescue" by providing necessary data to the OSC Coordinator. /
16. Receive report on site area accountability. /

Emergency Exposures and KI

17. Per EPIP-18, "Emergency Exposures Guidelines," and as necessary, authorize emergency exposures. /
18. As necessary, authorize administration of KI per EPIP-26, "Potassium Iodide (KI) Administration" to emergency workers desiring to use it. Consult with the Radiation Protection Monitor. /

TSC Activation and Transfer to Authority

19. When relieved by the onsite Emergency Coordinator, provide a briefing and transfer responsibilities. /

OSC Activation

20. If a release is occurring, consult EPIP-12, "Operations Support Center Activation," to determine habitability of primary OSC. /
21. If uninhabitable, direct the OSC Coordinator to relocate staff and equipment/supplies to the alternate OSC (Service Building). If this is also uninhabitable, direct the OSC Coordinator to relocate to a protected area (Control Room/STSC, TSC or EOF). /

CONTROLLED DOCUMENT

CONTROLLED DOCUMENT

PVNGS EMERGENCY PLAN IMPLEMENTING PROCEDURE	PROCEDURE NO. EPIP-04	APPENDIX I Page 4 of 11
ALERT IMPLEMENTING ACTIONS	REVISION 8	Page 29 of 38

CHECKLIST
EMERGENCY COORDINATOR
STSC ACTIVATED

Security

TIME/INITIALS

22. As necessary, implement EPIP-24, "Security", and order the Security Director to limit access to the station, contact the Maricopa County Sheriff's Office for assistance in controlling site access, and arrange access for necessary personnel not on the Emergency Personnel Access List and/or not having access to the protected area via card-key system.

_____ / _____

23. Ensure the Security Director is appraised of offsite assistance requests to arrange access.

_____ / _____

Corrective Actions

24. Determine needs, consult with staff, authorize reentry per EPIP-25, "Reentry for Emergency Operations".

_____ / _____

Assessment Actions

25. Ensure that the Radiation Protection Monitor is obtaining needed data using EPIP-14A, "Release Rate Determination," EPIP-14B, "Initial Dose Assessment," EPIP-16, "Implant Surveys and Sampling" and EPIP-17, "Onsite/Offsite Surveys and Sampling".

_____ / _____

Protective Actions

26. Continue to evaluate the need for providing any additional protective action recommendations to state and county agencies.

_____ / _____

27. Determine the need for early dismissal/evacuation of non-essentials per EPIP-19, "Onsite Evacuation". (If assembly/accountability performed.)

_____ / _____

Event Termination or Reduction

28. Contact PVNGS Compliance at ext. [REDACTED] or beeper [REDACTED] to provide written summary within 8 hours to offsite authorities. Provide documentation as requested.

_____ / _____

Performed by _____

Signature

Date _____

CONTROLLED DOCUMENT

CONTROLLED DOCUMENT

PVNGS EMERGENCY PLAN IMPLEMENTING PROCEDURE	PROCEDURE NO. EPIP-04	APPENDIX I Page 5 of 11
ALERT IMPLEMENTING ACTIONS	REVISION 8	Page 30 of 38

CHECKLIST EMERGENCY COORDINATOR TSC ACTIVATED

INITIAL RESPONSE

TIME/INITIALS

1. Receive notification from the onshift Emergency Coordinator and report to TSC. Upon arrival, sign in on the TSC Staffing Board. /
2. Receive a briefing from the onshift Emergency Coordinator and assume responsibilities. /
3. Brief TSC staff and evaluate adequacy of TSC activation. /
4. Declare the TSC operational and inform the STSC, Control Rooms, OSC, EOF, ANPP Site Construction Office, Bechtel Emergency Control Center and PVNGS Security via a site wide public address announcement. This notification may be delegated to the Information Monitor in the TSC. / 8
5. As necessary, continue with or commence notification process per Appendix F or direct STSC Communicator to do so. /
6. Verify personnel resources are on standby in the OSC. /

SUBSEQUENT RESPONSE

7. Reevaluate the emergency classifications conditions change per EPIP-02, "Emergency Classification", reclassify as necessary. /
8. As necessary, direct implementation of EPIP-23, "Fire Fighting" and EPIP-22, "Personnel Injury".
 - (1) For a fire, dispatch Fire Team and order the Security Director to contact the Bechtel or alternate offsite fire department for assistance (if required). /
 - (2) For personnel injury, contact the First Aid Station and inform them of the situation. Dispatch a First Aid Team, if necessary, and coordinate any required offsite assistance. /

CONTROLLED DOCUMENT

CONTROLLED DOCUMENT

PVNGS EMERGENCY PLAN IMPLEMENTING PROCEDURE	PROCEDURE NO. EPIP-04	APPENDIX I Page 6 of 11
ALERT IMPLEMENTING ACTIONS	REVISION 8	Page 31 of 38

CHECKLIST EMERGENCY COORDINATOR TSC ACTIVATED

TIME/INITIALS

9. Determine any additional protective action recommendations to be provided to state and county response agencies per EPIP-15, "Protective Action Guidelines". /
10. As appropriate, complete Follow-up Emergency Message Form. /
11. Determine the need for offsite support and direct a Communicator to call locations(s) in EPIP-33, "Offsite Assistance" and arrange access with the Security Director per EPIP-24, "Security". /

Personnel Assembly and Accountability (If Assembly/Accountability Performed)

12. Within 30 minutes of the accountability signal, receive a report on accountability in the protected area from the Security Director. /
13. Be prepared to implement EPIP-21, "Search and Rescue", by providing necessary data to the OSC Coordinator (via Emergency Maintenance Coordinator). /
14. Receive report on site area accountability. /

Emergency Exposures and KI

15. Per EPIP-18, "Emergency Exposure Guidelines", and as necessary, authorize emergency exposures. /
16. As necessary, authorize administration of KI per EPIP-26 to emergency workers desiring to use it. Consult with the Radiological Protection Coordinator. /

OSC Activation

17. If a release is occurring, consult Appendix B of EPIP-12, "Operations Support Center Activation", to determine habitability of primary OSC. /

CONTROLLED DOCUMENT

CONTROLLED DOCUMENT

PVNGS EMERGENCY PLAN IMPLEMENTING PROCEDURE	PROCEDURE NO. EPIP-04	APPENDIX I Page 7 of 11
ALERT IMPLEMENTING ACTIONS	REVISION 8	Page 32 of 38

CHECKLIST EMERGENCY COORDINATOR TSC ACTIVATED

TIME/INITIALS

18. If uninhabitable, direct the OSC Coordinator to relocate staff and equipment/supplies to the alternate OSC (Service Building). If this is also uninhabitable, direct the OSC Coordinator to relocate to a protected area (Control Room, STSC, TSC or EOF).

_____ / _____

EOF Activation

19. Per EPIP-13, "Emergency Operations Facility Activation", brief the Emergency Operations Director and transfer the responsibilities for notifications and protective action recommendations.

_____ / _____

Security

20. As necessary, implement EPIP-24, "Security", and order the Security Director to limit access to the station, contact Maricopa County Sheriff's Office for assistance in controlling site access, and arrange access for necessary personnel not on the Emergency Personnel Access List and/or not having access to the protected area via card-key system.

_____ / _____

21. Ensure the Security Director is appraised of offsite assistance requests to arrange access.

_____ / _____

Corrective Action

22. Determine needs, consult with staff, authorize reentry per EPIP-25, "Reentry for Emergency Operations".

_____ / _____

23. Ensure that the Radiological Protection Coordinator is obtaining needed data using EPIP-14A, "Release Rate Determination", EPIP-14B, "Initial Dose Assessment", EPIP-16, "Inplant Surveys and Sampling" and EPIP-17, "Onsite/Offsite Surveys and Sampling".

_____ / _____

CONTROLLED DOCUMENT

CONTROLLED DOCUMENT

PVNGS EMERGENCY PLAN IMPLEMENTING PROCEDURE	PROCEDURE NO. EPIP-04	APPENDIX I Page 8 of 11
ALERT IMPLEMENTING ACTIONS	REVISION 8	Page 33 of 38

CHECKLIST EMERGENCY COORDINATOR TSC ACTIVATED

TIME/INITIALS

Protective Actions

24. Continue to evaluate the need for providing any additional protective action recommendations. _____ /
25. Determine the need for early dismissal/evacuation of non-essentials per EPIP-19, "Onsite Evacuation".
(If Assenbly/Accountability Performed.) _____ /

Recovery

26. After the EOF is activated consult with Emergency Operations Director concerning implementing EPIP-31, "Recovery". _____ /

Event Termination or Reduction

27. Contact PVNGS Compliance at ext. [REDACTED] or beeper [REDACTED] to provide written summary within 8 hours to offsite authorities. Provide documentation as requested. _____ /

Performed by _____ Signature _____ Date _____

CONTROLLED DOCUMENT

CONTROLLED DOCUMENT

PVNGS EMERGENCY PLAN IMPLEMENTING PROCEDURE	PROCEDURE NO. EPIP-04	APPENDIX I Page 9 of 11
ALERT IMPLEMENTING ACTIONS	REVISION 8	Page 34 of 38

CHECKLIST EMERGENCY COORDINATOR TSC AND EOF ACTIVATED

INITIAL RESPONSE

1. Receive notification from the onshift Emergency Coordinator and report to the TSC or Control Room of affected unit. Upon arrival at the TSC, sign in on the TSC Staffing Board.
2. Receive a briefing from the onshift Emergency Coordinator and assume responsibilities.
3. Brief TSC staff and evaluate adequacy of TSC activation.
4. Declare the TSC operational and inform the STSC, Control Rooms, OSC, EOF, ANPP Site Construction Office, Bechtel Emergency Control Center and PVNGS Security via a site wide public address announcement. This notification may be delegated to the Information Monitor in the TSC.
5. Per EPIP-13, "Emergency Operations Facility Activation", brief the Emergency Operations Director and transfer the responsibilities for notifications and protective action recommendations.
6. Verify personnel resources are on standby in the OSC.

TIME/INITIALS

_____ / _____

_____ / _____

_____ / _____

_____ / _____

_____ / _____

_____ / _____

SUBSEQUENT RESPONSE

7. Reevaluate the emergency classifications conditions change per EPIP-02, reclassify as necessary.
8. As necessary, direct implementation of EPIP-23, "Fire Fighting" and EPIP-22, "Personnel Injury".
 - (1) For a fire, dispatch Fire Team and order the Security Director to contact the Bechtel or alternate offsite fire department for assistance (if required).
 - (2) For personnel injury, contact the First Aid Station and inform them of the situation. Dispatch a First Aid Team, if necessary, and coordinate any required offsite assistance.

_____ / _____

_____ / _____

_____ / _____

_____ / _____

CONTROLLED DOCUMENT

CONTROLLED DOCUMENT

PVNGS EMERGENCY PLAN IMPLEMENTING PROCEDURE	PROCEDURE NO.	APPENDIX I Page 10 of 11
	EPIP-04	
ALERT IMPLEMENTING ACTIONS	REVISION	
	8	Page 35 of 38

CHECKLIST EMERGENCY COORDINATOR TSC AND EOF ACTIVATED

TIME/INITIALS

9. Determine the need for offsite support and direct a Communicator to call locations(s) in EPIP-33, "Offsite Assistance" and arrange access with the Security Director per EPIP-24, "Security", and coordinate with the Administration and Logistics Coordinator at the EOF.

_____ / _____

Personnel Assembly and Accountability (If Assembly/Accountability Performed)

10. Within 30 minutes of the accountability signal, receive a report on accountability in the protected area from the Security Director.

_____ / _____

11. Be prepared to implement EPIP-21, "Search and Rescue", by providing necessary data to the OSC Coordinator (via Emergency Maintenance Coordinator).

_____ / _____

12. Receive report on site area accountability

_____ / _____

Emergency Exposures and KI

13. Per EPIP-18, "Emergency Exposure Guidelines", and as necessary, authorize emergency exposures.

_____ / _____

14. As necessary, authorize administration of KI per EPIP-26 to emergency workers desiring to use it. Consult with the Radiological Protection Coordinator.

_____ / _____

OSC Activation

15. If a release is occurring, consult EPIP-12, "Operations Support Center Activation", to determine habitability of primary OSC.

_____ / _____

16. If uninhabitable, direct the OSC Coordinator to relocate staff and equipment/supplies to the alternate OSC (Service Building). If this is also uninhabitable, direct the OSC Coordinator to relocate to a protected area (Control Room/STSC, TSC or EOF).

_____ / _____

CONTROLLED DOCUMENT

CONTROLLED DOCUMENT

PVNGS EMERGENCY PLAN IMPLEMENTING PROCEDURE	PROCEDURE NO. EPIP-04	APPENDIX I Page 11 of 11
ALERT IMPLEMENTING ACTIONS	REVISION 8	Page 36 of 38

CHECKLIST EMERGENCY COORDINATOR TSC AND EOF ACTIVATED

TIME/INITIALS

Security

17. As necessary, implement EPIP-24, "Security", and order the Security Director to limit access to the station, contact Maricopa County Sheriff's Office for assistance in controlling site access, and arrange access for necessary personnel not on the Emergency Personnel Access List and/or not having access to the protected area via card-key system.

_____ / _____

18. Ensure the Security Director is appraised of offsite assistance requests to arrange access.

_____ / _____

Corrective Action

19. Determine needs, consult with staff, authorize reentry per EPIP-25, "Reentry for Emergency Operations".

_____ / _____

Assessment Actions

20. Ensure that the Radiological Protection Coordinator is obtaining needed data using EPIP-14A, "Release Rate Determination", EPIP-14B, "Initial Dose Assessment", EPIP-16, "Inplant Surveys and Sampling" and EPIP-17, "Onsite/Offsite Surveys and Sampling".

_____ / _____

Protective Actions

(If Assembly/Accountability Performed)

21. Determine the need for early dismissal/evacuation of non-essentials per EPIP-19, "Onsite Evacuation".

_____ / _____

Recovery

22. Consult with the Emergency Operations Director concerning implementing EPIP-31, "Recovery".

_____ / _____

Event Termination or Reduction

23. Contact PVNGS Compliance at ext. [REDACTED] or beeper [REDACTED] to provide written summary within 8 hours to offsite authorities. Provide documentation as requested.

_____ / _____

Performed by _____

Date _____

CONTROLLED DOCUMENT

CONTROLLED DOCUMENT

PVNGS EMERGENCY PLAN IMPLEMENTING PROCEDURE	PROCEDURE NO. EPIP-04	APPENDIX J Page 1 of 2
ALERT IMPLEMENTING ACTIONS	REVISION 8	Page 37 of 38

STSC COMMUNICATOR CHECKLIST

POSITION FILLED BY:

Nuclear Operator from affected unit

RESPONSIBILITY:

Initiate the notification process as directed by the onshift Emergency Coordinator. Ensure operability of communications equipment. Maintain communications logbook.

IMMEDIATE ACTIONS

TIME/INITIALS

STSC Activation

1. Report to the STSC upon notification.

_____ / _____

Notification of ALERT, SITE AREA EMERGENCY, GENERAL EMERGENCY

TIME/INITIALS

2. Complete the Initial Emergency Message Form as directed by the Onshift Emergency Coordinator or Shift Supervisor.
3. Initiate notification process per Appendix F as directed by the Emergency Coordinator (or Shift Supervisor in his absence).
4. Inform the Emergency Coordinator when initial notifications are complete.
5. Contact the Security Director and inform him to call in additional personnel if so directed by the Emergency Coordinator.
6. Prepare the Follow-up Emergency Message Form as directed by the Emergency Coordinator.
- * 7. Provide follow-up information when requested by the State/County agencies.

_____ / _____

_____ / _____

_____ / _____

_____ / _____

_____ / _____

_____ / _____

CONTROLLED DOCUMENT

CONTROLLED DOCUMENT

PVNGS EMERGENCY PLAN IMPLEMENTING PROCEDURE	PROCEDURE NO. EPIP-04	APPENDIX J Page 2 of 2
ALERT IMPLEMENTING ACTIONS	REVISION 8	Page 38 of 38

Notification of ALERT, SITE AREA EMERGENCY, GENERAL EMERGENCY

TIME/INITIALS

- * 8. Maintain records of communications received or transmitted offsite.

Offsite Assistance

9. Contact required offsite assistance (EPIP-33, "Offsite Assistance", Appendix A) via telephone if directed by the Emergency Coordinator.
10. Record name and time on "Telephone Communication Log Sheet", (EPIP-33, Appendix B).
11. Transfer call to Emergency Coordinator for clarification, if necessary.
12. Inform the Emergency Coordinator of contact/lack of contact, scope of offsite assistance and estimated time of arrival.

_____ / _____

_____ / _____

_____ / _____

_____ / _____

ACTIVATION OF ONSITE EMERGENCY ORGANIZATION

13. Transfer continuous communications link with the NRC to the NRC Liaison - Operations in the TSC.
14. Review status of notifications and transfer responsibility for notifying State/County agencies and NRC to Government Liaison Engineer in the EOF.
15. Notify the Emergency Coordinator when responsibilities have been transferred to the Government Liaison Engineer.

_____ / _____

_____ / _____

_____ / _____

*Continuing Activity.

Performed By _____

CONTROLLED DOCUMENT

CONTROLLED DOCUMENT

PALO VERDE NUCLEAR GENERATING STATION

PROCEDURE CHANGE NOTICE

ASSIGNED COPY

PAGE 1 of 1

PVNGS

8-9A

INTENT CHANGE: NO
YES

1. PROCEDURE TITLE Site Area Emergency Implementing Actions
2. PROCEDURE NUMBER EPID-05 REV. 8 PCN 2
- 2a. Manager concurrence N/A to exceed 5 PCNs DATE _____
3. REASON FOR PCN: To update Emergency Notification Call List
4. EXPIRATION: Next Revision
5. AFFECTED STEPS:
Appendix A
- CHANGE REQUIRED:
Delete Page 12a; Insert 12b
6. PREPARED BY:
Donald A. Amodeo 10/25/85
SIGNATURE DATE
- ENTERED IN PROCEDURE BY:
SIGNATURE _____ D.
7. TEMPORARY APPROVAL:
SIGNATURE _____ DATE _____
8. DEPT. MANAGER:
For D.G. Young 10/25/85
SIGNATURE DATE
9. PRB/PRG/TRRG: 10/31/85
[Signature] DA
SIGNATURE
10. APPROVED BY: [Signature] 10/31/85
DEPARTMENT MANAGER'S SIGNATURE DA
11. DATE EFFECTIVE _____

CONTROLLED DOCUMENT

CONTROLLED DOCUMENT

PALO VERDE NUCLEAR GENERATING STATION

PROCEDURE CHANGE NOTICE

PAGE 1 of 1

INTENT CHANGE: NO
YES

1. PROCEDURE TITLE Site Area Emergency Implementing Actions
2. PROCEDURE NUMBER EPIC-05 REV. 8 PCN 1
- 2a. Manager concurrence to exceed 5 PCNs N/A DATE _____
3. REASON FOR PCN: To update phone no. 215 found in Appendix A and Appendix B
4. EXPIRATION: Next Revision
5. AFFECTED STEPS:
Appendix A
Appendix B
- CHANGE REQUIRED:
Delete Page 12; Insert 12A
Delete Page 13; Insert 13A
6. PREPARED BY: Herald A. Simile 2/10/85
SIGNATURE DATE
ENTERED IN PROCEDURE BY: _____
SIGNATURE DATE
7. TEMPORARY APPROVAL: N/A
SIGNATURE DATE
SS/Assist. SS N/A DATE
8. DEPT. MANAGER: [Signature] 9/19/85
SIGNATURE DATE
9. PRB/PRG/TRRG: [Signature] 9/20/85
SIGNATURE DATE
10. APPROVED BY: [Signature]
DEPARTMENT MANAGER'S SIGNATURE 9/20/85 DATE
11. DATE EFFECTIVE: _____ DATE

CONTROLLED DOCUMENT

CONTROLLED DOCUMENT

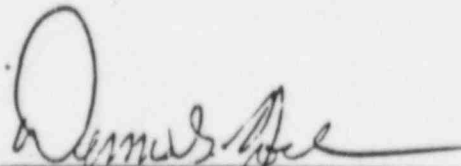
PVNGS EMERGENCY PLAN IMPLEMENTING PROCEDURE	PROCEDURE NO. EPIP-05	
SITE AREA EMERGENCY IMPLEMENTING ACTIONS	REVISION 8	Page 1 of 39

ASSIGNED COPY

PVNGS

8-9A

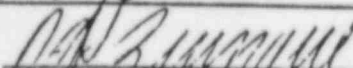
DEPT. HEAD



DATE

9/9/85

PRB/PRG/TRRG REVIEW



DATE

9/10/85

APPROVED BY



DATE

9/10/85

EFFECTIVE DATE

09-10-85

DN-1600A/0787A

CONTROLLED DOCUMENT

PVNGS EMERGENCY PLAN IMPLEMENTING PROCEDURE	PROCEDURE NO. EPIP-05	
SITE AREA EMERGENCY IMPLEMENTING ACTIONS	REVISION 8	Page 2 of 39

REVISION HISTORY

Rev. No.	Date	Revised Pages	Comments
<u>5</u>	<u>3/4/85</u>	<u>all</u>	<u>Revised callouts and</u>
			<u>announcements. Added NAN</u>
			<u>Backup instruction Appendix.</u>
			<u>Added emergency coordinator</u>
			<u>checklists.</u>
<u>6</u>	<u>4/9/85</u>	<u>App. A & B</u>	<u>Revised to incorporate PCN</u>
			<u>#01 of Rev. 5. PCN</u>
			<u>corrected phone #s in App.</u>
			<u>A & B.</u>
<u>7</u>	<u>06/17/85</u>	<u>3, 7, 8, 9,</u>	<u>Added termination message</u>
		<u>10, 11, 13,</u>	<u>form and instructions. Added</u>
		<u>14, 17, 18,</u>	<u>note to provide guidance</u>
		<u>19, 20, 22,</u>	<u>on notifications. Changed</u>
		<u>24, 25 and 28</u>	<u>sequence of notifications in</u>
			<u>App. A. Updated references</u>
			<u>to all appendices. Capital</u>
			<u>announcements to make easier</u>
			<u>to identify.</u>

CONTROLLED DOCUMENT

<p>PVNGS EMERGENCY PLAN IMPLEMENTING PROCEDURE</p>	<p>PROCEDURE NO. EPIP-05</p>	
<p>SITE AREA EMERGENCY IMPLEMENTING ACTIONS</p>	<p>REVISION 8</p>	<p>Page 3 of 39</p>

REVISION HISTORY

[illegible]

CONTROLLED DOCUMENT

PVNGS EMERGENCY PLAN IMPLEMENTING PROCEDURE	PROCEDURE NO. EPIP-05	
SITE AREA EMERGENCY IMPLEMENTING ACTIONS	REVISION 8	Page 4 of 39

TABLE OF CONTENTS

<u>SECTION</u>	<u>PAGE NUMBER</u>
1.0 OBJECTIVE	5
2.0 REFERENCES	5
3.0 LIMITATIONS AND PRECAUTIONS	6
4.0 DETAILED PROCEDURE	6
4.1 Personnel Indoctrination/Responsibilities	6
4.2 Prerequisites	7
4.3 Instructions	7

APPENDICES

Appendix A - Emergency Notification Call List - Emergency Coordinator/STSC Communicator	12
Appendix B - Emergency Notification Call List - PVNGS Security	13
Appendix C - Initial Emergency Message Form	14
Appendix D - Follow-up Emergency Message Form	15
Appendix E - Emergency Termination Message Form	18
Appendix F - Instructions For Completing Appendix C or D	19
Appendix G - Notification Alert Network (NAN) Radio Backup	22
Appendix H - Protective Action Recommendations	24
Appendix I - Emergency Coordinator Checklist	25
Appendix J - STSC Communicator Checklist	38

CONTROLLED DOCUMENT

PVNGS EMERGENCY PLAN IMPLEMENTING PROCEDURE	PROCEDURE NO. EPIP-05	
SITE AREA EMERGENCY IMPLEMENTING ACTIONS	REVISION 8	Page 5 of 39

1.0 OBJECTIVE

- 1.1 This procedure provides a series of implementing actions to be taken upon declaration of a SITE AREA EMERGENCY.

2.0 REFERENCES

2.1 Implementing References

- 2.1.1 EPIP-02, "Emergency Classification"
- 2.1.2 EPIP-11, "Technical Support Center/Satellite TSC Activation"
- 2.1.3 EPIP-12, "Operations Support Center Activation"
- 2.1.4 EPIP-13, "Emergency Operations Facility Activation"
- 2.1.5 EPIP-14A, "Release Rate Determination"
- 2.1.6 EPIP-14B, "Initial Dose Assessment"
- 2.1.7 EPIP-15, "Protective Action Guidelines"
- 2.1.8 EPIP-16, "Inplant Surveys and Sampling"
- 2.1.9 EPIP-17, "Onsite/Offsite Surveys and Sampling"
- 2.1.10 EPIP-18, "Emergency Exposure Guidelines"
- 2.1.11 EPIP-19, "Onsite Evacuation"
- 2.1.12 EPIP-20, "Personnel Assembly and Accountability"
- 2.1.13 EPIP-21, "Search and Rescue"
- 2.1.14 EPIP-22, "Personnel Injury"
- 2.1.15 EPIP-23, "Fire Fighting"
- 2.1.16 EPIP-24, "Security"
- 2.1.17 EPIP-25, "Reentry for Recovery Operations"
- 2.1.18 EPIP-26, "Potassium Iodide (KI) Administration"
- 2.1.19 EPIP-31, "Recovery"

CONTROLLED DOCUMENT

CONTROLLED DOCUMENT

PVNGS EMERGENCY PLAN IMPLEMENTING PROCEDURE	PROCEDURE NO. EPIP-05	
SITE AREA EMERGENCY IMPLEMENTING ACTIONS	REVISION 8	Page 6 of 39

2.1.20 EPIP-33, "Offsite Assistance"

2.1.21 71AC-9ZZ01, "Event Related Reporting"

2.1.22 9N219.05.00, "Documentation/Record Turnover Control"

2.2 Developmental References

2.2.1 NUREG-0654, Rev. 1, "Criteria for Preparation and Evaluation of Radiological Emergency Response Plans and Preparedness in Support of Nuclear Power Plants"

2.2.2 PVNGS Emergency Plan, Rev. 6

3.0 LIMITATIONS AND PRECAUTIONS

3.1 Continued surveillance and assessment of plant conditions are necessary to ensure that the emergency classification is appropriately revised as conditions change or more definitive information is obtained.

3.2 Notifications to state/county agencies per Appendix A, "Emergency Notification Call List-Emergency Coordinator/STSC Communicator" shall commence within 15 minutes of declaration of an emergency.

4.0 DETAILED PROCEDURE

4.1 Personnel Indoctrination/Responsibilities

4.1.1 In a SITE AREA EMERGENCY, substantial releases of radioactive material may occur. Any releases are not expected to exceed EPA Protective Action Guideline exposure levels beyond the site boundary. Consideration of appropriate protective actions, based on actual or projected data, is warranted. All onsite and offsite emergency centers are activated. Onsite evacuation will be initiated if appropriate. The station shall provide updated radiological/meteorological information to offsite emergency management organizations. The SITE AREA EMERGENCY status shall be maintained until the event is terminated or reclassification takes place.

4.1.2 The Shift Supervisor or Emergency Coordinator shall be responsible for initiating and completing the implementing actions of this procedure.

CONTROLLED DOCUMENT

CONTROLLED DOCUMENT

PVNGS EMERGENCY PLAN IMPLEMENTING PROCEDURE	PROCEDURE NO. EPIP-05	
SITE AREA EMERGENCY IMPLEMENTING ACTIONS	REVISION 8	Page 7 of 39

4.2 Prerequisites

- 4.2.1 The emergency has been classified per EPIP-02, "Emergency Classification."

4.3 Instructions

- 4.3.1 The affected unit Shift Supervisor shall perform the following:

NOTE

Designated Unaffected Unit Shift Supervisor to assume the role of the Emergency Coordinator in the Onshift Emergency Organization are:

Affected Unit	Unaffected Unit Shift Supervisor
Unit 1	Unit 2
Unit 2	Unit 1
Unit 3	Unit 2
Entire Site	Unit 1

- 4.3.1.1 Notify the Shift Supervisor of the designated unaffected unit (or Shift Supervisor of an unaffected unit) to report to the Control Room of the affected unit and assume the duties of the Emergency Coordinator.

CONTROLLED DOCUMENT

PVNGS EMERGENCY PLAN IMPLEMENTING PROCEDURE	PROCEDURE NO. EPIP-05	
SITE AREA EMERGENCY IMPLEMENTING ACTIONS	REVISION 8	Page 8 of 39

NOTE

Initial notifications shall be made from the satellite TSC by the Satellite TSC Communicator until activation of the EOF. At that time all subsequent initial and follow up notifications shall be made by the Government Liaison Engineer in the EOF.

NOTE

If the emergency situation is terminated before initial notifications are finished, complete the notifications per Appendix A. Then repeat Appendix A with the notification of termination. If the emergency is terminated before initial notifications can be started, provide both initiating and terminating messages in the same call.

NOTE

Protective Action recommendations (Appendix H) are based on plant and containment conditions and these recommendations are made to offsite officials even when no release is in progress.

- 4.3.1.2 Notify the Control Rooms of the unaffected units.
- 4.3.1.3 Direct the Satellite TSC Communicator (or Government Liaison Engineer) to fill out Appendix C, "Initial Emergency Message Form", in accordance with instructions provided in Appendix F.
- 4.3.1.4 Sound the accountability signal for approximately one minute.

CONTROLLED DOCUMENT

PVNGS EMERGENCY PLAN IMPLEMENTING PROCEDURE	PROCEDURE NO. EPIP-05	
SITE AREA EMERGENCY IMPLEMENTING ACTIONS	REVISION 8	Page 9 of 39

- 4.3.1.5 Silence the signal and provide the following announcement over the plant wide telephone page (phone no. [REDACTED])

(This may be delegated.) *AS 9/10/85*

"ATTENTION ALL PLANT PERSONNEL, AN EMERGENCY SITUATION CLASSIFIED AS A SITE AREA EMERGENCY EXISTS IN UNIT _____. ASSEMBLY AND ACCOUNTABILITY ARE NOW IN PROGRESS. ALL AFFECTED UNIT EMERGENCY RESPONSE PERSONNEL AND ALTERNATES REPORT TO YOUR EMERGENCY LOCATION. ALL OTHER PERSONNEL REPORT TO YOUR ASSIGNED ASSEMBLY AREA". (Provide instructions on routes or areas to avoid as appropriate).

- 4.3.1.6 Repeat the announcement in step 4.3.1.5 over the site warning siren/public address system.

- 4.3.1.7 Resound the accountability signal and repeat the announcement.

- 4.3.1.8 Ensure that actions of the appropriate recovery procedures have been implemented.

- 4.3.2 The Emergency Coordinator shall perform the following:

- 4.3.2.1 Ensure activation of the satellite TSC in accordance with EPIP-11, "Technical Support Center/Satellite TSC Activation."

- 4.3.2.2 Following accountability, and if conditions warrant, initiate EPIP-19, "Onsite Evacuation".


- 4.3.2.3 Implement additional Emergency Plan Implementing Procedures according to the situation that resulted in the emergency being classified as a SITE AREA EMERGENCY.

- 4.3.2.4 Direct the Security Director to call in Onsite and Offsite Emergency Organization personnel by utilizing the appropriate computer call-out listing.

- 4.3.2.5 Direct the STSC Communicator (or Government Liaison Engineer) to prepare Appendix D, "Follow-up Emergency Message Form" in accordance with instructions provided in Appendix F.

CONTROLLED DOCUMENT

PVNGS EMERGENCY PLAN IMPLEMENTING PROCEDURE	PROCEDURE NO. EPIP-05	
SITE AREA EMERGENCY IMPLEMENTING ACTIONS	REVISION 8	Page 10 of 39

- 4.3.2.6 Determine the need for offsite assistance. If assistance is necessary, direct the STSC Communicator (onshift) or the Administrative and Logistics Coordinator to contact the required agency per EPIP-33, "Offsite Assistance".
- 4.3.2.7 Reevaluate the emergency classification and perform licensee actions as conditions change by implementing procedure EPIP-02.
- 4.3.2.8 When the situation warrants downgrading/upgrading the SITE AREA EMERGENCY, proceed to appropriate implementing and notification procedures and direct the Shift Supervisor to announce the reclassification over the public address system and inform the other Control Rooms.
- 4.3.2.9 The Emergency Coordinator shall complete checklist, Appendix I.
- 4.3.3 PVNGS Security, after being notified by the Emergency Coordinator or STSC Communicator that a Site Area Emergency is in progress or has occurred, or has been terminated shall complete Appendix B, "Emergency Notification Call List - PVNGS Security," and notify these individuals or departments of the situation.
- 4.3.4 Operations Support Center (OSC) Activation
- 4.3.4.1 The OSC Coordinator shall implement EPIP-12, "Operations Support Center Activation".
- 4.3.5 Emergency Operations Facility (EOF) Activation
- 4.3.5.1 The Emergency Operations Director shall implement EPIP-13, "Emergency Operations Facility Activation".
- 4.3.6 Emergency Situation Terminated *JS 9/10/81 or designee*
- 4.3.6.1 The Shift Supervisor (or Emergency Coordinator) shall sound the "All Clear" signal for approximately (1) minute, silence the signal, and provide the following announcement over the plant wide telephone page (phone no. ).

"ATTENTION ALL PERSONNEL. THE EMERGENCY SITUATION DECLARED IN UNIT _____ HAS NOW BEEN TERMINATED". (Provide special instructions as necessary.)

CONTROLLED DOCUMENT

PVNGS EMERGENCY PLAN IMPLEMENTING PROCEDURE	PROCEDURE NO. EPIP-05	
SITE AREA EMERGENCY IMPLEMENTING ACTIONS	REVISION 8	Page 11 of 39

- 4.3.6.2 Repeat the announcement in step 4.3.6.1 over the site warning siren/public address system. 8
- 4.3.6.3 Repeat signal and announcement once.
- 4.3.6.4 Direct the STSC Communicator (or Government Liaison Engineer) to fill out Appendix E, "Emergency Termination Message Form", in accordance with instructions provided in Appendix F.
- 4.3.6.5 Direct the STSC Communicator (or Government Liaison Engineer) to transmit the termination per Appendix A.
- 4.3.6.6 At closeout or reduction of the SITE AREA EMERGENCY classification, the S.S./E.C. shall notify PVNGS Compliance at ext. [REDACTED] or beeper no. [REDACTED]. [REDACTED] to provide a written summary to offsite authorities within eight (8) hours. The S.S./E.C. shall provide copies of shift logs, control room logs, etc., as requested by Compliance for preparation of the report. 8
- 4.3.7 Record Retention
- 4.3.7.1 Appendices A, B, C, D, E, I and J shall be turned over to the Emergency Planning Dept., mail station 6010, to ensure they are forwarded to DDC for proper storage in accordance with 9N219.05.00, "Document/Record Turnover Control". 8

CONTROLLED DOCUMENT

SEE PCN #01

PVNGS EMERGENCY PLAN IMPLEMENTING PROCEDURE	PROCEDURE NO. EPIP-05	APPENDIX A Page 1 of 1
SITE AREA EMERGENCY IMPLEMENTING ACTIONS	REVISION 8	Page 12 of 39

AGENCY OR INDIVIDUAL	PRIMARY LINK	ALTERNATE LINK	ALTERNATE LINK	DATE/TIME	INITIAL	DATE/TIME	TERMINATION CALLER
EMERGENCY NOTIFICATION CALL LIST EMERGENCY COORDINATOR/SISC COMMUNICATOR							
Arizona Department of Public Safety	NAN	Radio System Channel 8 Fire Agency		/		/	
Maricopa County Sheriff's Office	NAN	Radio System Channel 8 Frequency		/		/	
Arizona Radiation Regulatory Agency	NAN	Radio System Channel 8 Frequency		/		/	
Arizona Division of Emergency Services	NAN	Radio System Channel 8 Frequency		/		/	
Maricopa County Department of Civil Defense and Emergency Services	NAN	Radio System Channel 8 Frequency		/		/	
PVNGS Security				/		/	
Group Paging System #1				/		/	
Group Paging System #2				/		/	
PVNGS Plant Manager				/		/	
Operations Manager				/		/	
Dispatcher (SOC)				/		/	
NCR Headquarters				/		/	

CONTROLLED DOCUMENT

PVNGS EMERGENCY PLAN IMPLEMENTING PROCEDURE	PROCEDURE NO. EPIP-05	APPENDIX A Page 1 of 1
	SITE AREA EMERGENCY IMPLEMENTING ACTIONS	REVISION 8

AGENCY OR INDIVIDUAL	PRIMARY LINK	ALTERNATE LINK	ALTERNATE LINK	DATE/TIME CALLER	DATE/TIME TERMINATION CALLER
Arizona Department of Public Safety	NAN	Radio System Channel 8 Frequency		/	/
Maricopa County Sheriff's Office	NAN	Radio System Channel 8 Frequency		/	/
Arizona Radiation Regulatory Agency	NAN	Radio System Channel 8 Frequency		/	/
Arizona Division of Emergency Services	NAN	Radio System Channel 8 Frequency		/	/
Maricopa County Department of Civil Defense and Emergency Services	NAN	Radio System Channel Frequency		/	/
PVNGS Security				/	/
Group Paging System 1				/	/
Group Paging System 2				/	/
PVNGS Plant Manager				/	/
Operations Manager				/	/
Dispatcher (SOC)				/	/
NCR Headquarters				/	/

PCN # 02

PCN # 02

CONTROLLED DOCUMENT

PVNGS EMERGENCY PLAN IMPLEMENTING PROCEDURE	PROCEDURE NO.	APPENDIX A Page 1 of 1
	REVISION	Page 12b of 39
SITE AREA EMERGENCY IMPLEMENTING ACTIONS		

EMERGENCY NOTIFICATION CALL LIST EMERGENCY COORDINATOR/SISC COMMUNICATOR

AGENCY OR INDIVIDUAL	PRIMARY LINK	ALTERNATE LINK	ALTERNATE LINK	INITIAL DATE/TIME	CALLER	TERMINATION DATE/TIME	CALLER
Arizona Department of Public Safety	NAN	Radio System Channel 8 Frequency		/		/	
Maricopa County Sheriff's Office	NAN	Radio System Channel 8 Frequency		/		/	
Arizona Radiation Regulatory Agency	NAN	Radio System Channel 8 Frequency		/		/	
Arizona Division of Emergency Services	NAN	Radio System Channel 8 Frequency		/		/	
Maricopa County Department of Civil Defense and Emergency Services	NAN	Radio System Channel 8 Frequency		/		/	
PVNGS Security				/		/	
Group Paging System #1				/		/	
Group Paging System #2				/		/	
PVNGS Plant Manager				/		/	
Operations Manager				/		/	
Manager *				/		/	
Maintenance Manager *				/		/	
Plant Services Manager				/		/	
Dispatcher (SOC)				/		/	
NEC Headquarters				/		/	

*Call these personnel in sequence until one of them is reached only if unable to contact
PVNGS Plant Manager or Operations Manager.

PCW #1

PCW #2

PCW #3

PCW #4

CONTROLLED DOCUMENT

SEE PN #01

PVNGS EMERGENCY PLAN IMPLEMENTING PROCEDURE	PROCEDURE NO. EPIP-05	APPENDIX B Page 1 of 1
SITE AREA EMERGENCY IMPLEMENTING ACTIONS	REVISION 8	Page 13 of 39

8

EMERGENCY NOTIFICATION CALL LIST - PVNGS SECURITY

DEPARTMENT/INDIVIDUAL	PRIMARY LINE	ALTERNATE LINE	DATE/TIME	INITIAL	DATE/TIME	TERMINATION	CALLER
Corporate Security			/		/		
Site Construction Security Office			/		/		
Nuclear Administration			/		/		
ANPP Communications*			/		/		
ANPP Site Construction Office*			/		/		
Bechtel Emergency Control Center			/		/		

*Available only during working hours.

CONTROLLED DOCUMENT

PVNGS EMERGENCY PLAN IMPLEMENTING PROCEDURE	PROCEDURE NO. EPIP-05	APPENDIX B Page 1 of 1
SITE AREA EMERGENCY IMPLEMENTING ACTIONS	REVISION 8	Page 13a of 39

EMERGENCY NOTIFICATION CALL LIST - PVNGS SECURITY

DEPARTMENT/INDIVIDUAL	PRIMARY LINK	ALTERNATE LINK	DATE/TIME	INITIAL CALLER	DATE/TIME	TERMINATION CALLER
Corporate Security			/		/	
Site Construction Security Office			/		/	
Nuclear Administration			/		/	
ANPP Communications*			/		/	
ANPP Site Construction Office*			/		/	
Bechtel Emergency Control Center			/		/	

*available only during working hours.

CONTROLLED DOCUMENT

PVNGS EMERGENCY PLAN IMPLEMENTING PROCEDURE	PROCEDURE NO. EPIP-05	APPENDIX C Page 1 of 1
SITE AREA EMERGENCY IMPLEMENTING ACTIONS	REVISION 8	Page 14 of 39

INITIAL EMERGENCY MESSAGE FORM NOTIFICATION OF UNUSUAL EVENT, ALERT, SITE AREA EMERGENCY, OR GENERAL EMERGENCY

1. Verbatim text of Message: THIS IS (IS NOT) A DRILL!! (Circle One) THIS
IS PALO VERDE NUCLEAR GENERATING STATION (NOTIFICATION OF UNUSUAL EVENT)
(ALERT) (SITE AREA EMERGENCY) (GENERAL EMERGENCY)
(circle applicable classification)

declared at _____ - _____ - Wind is from _____ degrees - At _____ mph.
(time) (date) (speed)

PALO VERDE AUTHENTICATOR _____
(authenticator letters)

2. This is _____, at the Palo Verde Nuclear Generating
Station (name/title)

3. (Circle One)

(a) There is NO, repeat NO, radioactive release taking place and no special
protective actions are recommended at this time.

OR

(b) There is NO, repeat NO, radioactive release in excess of allowable
operating limits and NO protective action recommendations at this time.

OR

(c) There is NO, repeat NO, radioactive release taking place at this time.
However, the following protective actions are recommended.

Sectors Distance (Miles)

OR

(d) A radioactive release IS, repeat IS, taking place. We recommend that
people in affected sectors remain indoors with windows and doors closed.

Sectors Distance (Miles)

OR

(e) A radioactive release IS, repeat IS, taking place. We recommend that
evacuation of affected sectors be considered.

Sectors Distance (Miles)

4. THIS IS (IS NOT) A DRILL!! (Circle One)

Approved _____
(SS/EC/EOD) Date Time

CONTROLLED DOCUMENT

CONTROLLED DOCUMENT

PVNGS EMERGENCY PLAN IMPLEMENTING PROCEDURE	PROCEDURE NO. EPIP-05	APPENDIX D Page 1 of 3
SITE AREA EMERGENCY IMPLEMENTING ACTIONS	REVISION 8	Page 15 of 39

FOLLOW-UP EMERGENCY MESSAGE FORM

1. Verbatim text of Message: THIS IS (IS NOT) A DRILL!! (Circle One)
THIS IS A PALO VERDE NUCLEAR GENERATING STATION follow-up information
message concerning the (NOTIFICATION OF UNUSUAL EVENT) (ALERT) (SITE
AREA EMERGENCY) (GENERAL EMERGENCY)
(circle applicable classification)

declared at _____ - _____
(time) (date)
2. This is _____, at Palo Verde Nuclear Generating Station.
(name/title)
3. Brief description of event _____

4. Meteorological Data
 - a. Wind direction from _____ (degrees) - at _____ miles per hour
(direction) (speed)

from _____ to _____
(sector) (sector)
 - b. Stability Class: A B C D E F G
(Circle One)
 - c. Precipitation Yes No
(Circle One)
5. Radiological Data
 - a. Radioactivity (check one)

() Has been released
() Has not been released

CONTROLLED DOCUMENT

CONTROLLED DOCUMENT

PVNGS EMERGENCY PLAN IMPLEMENTING PROCEDURE	PROCEDURE NO. EPIP-05	APPENDIX D Page 2 of 3
	REVISION 8	Page 16 of 39
SITE AREA EMERGENCY IMPLEMENTING ACTIONS		

5. b. Release Time _____

c. Reactor Trip Time _____

d. Location/Source of Release _____

6. Current Release Rates

a. I-131 Equivalent _____ Ci/second

b. Noble Gas _____ Ci/second

c. Particulates _____ Ci/second

7. Two-hour plume centerline projected dose at:

Distance	Sector	Whole Body Dose (REM)	Child Thyroid Dose Commitment (REM)
----------	--------	--------------------------	---

Site
Boundary

2 miles

6 miles

10 miles

8. Plume arrival time offsite:

_____ 2 mi

_____ 5 mi

_____ 10 mi

_____ Ruth Fisher School

_____ Arlington School

9. Estimated duration of release _____ minutes

CONTROLLED DOCUMENT

CONTROLLED DOCUMENT

PVNGS EMERGENCY PLAN IMPLEMENTING PROCEDURE	PROCEDURE NO. EPIP-05	APPENDIX D Page 3 of 3
SITE AREA EMERGENCY IMPLEMENTING ACTIONS	REVISION 8	Page 17 of 39

10. The Following Emergency Measures Including Protective Actions are Recommended:

11. The Following Emergency Reponse Actions are Underway:

12. We Request the Following Onsite Support and Assistance from Offsite Sources:

13. Our Prognosis of the Emergency is that Conditions:

☐ Are Under Control
☐ Can Be Expected to Terminate Within ____ hours
☐ Are Worsening

14. Other Information:

15. THIS IS (IS NOT) A DRILL!! (Circle One)

CONTROLLED DOCUMENT

PVNGS EMERGENCY PLAN IMPLEMENTING PROCEDURE	PROCEDURE NO. EPIP-05	APPENDIX E Page 1 of 1
SITE AREA EMERGENCY IMPLEMENTING ACTIONS	REVISION 8	Page 18 of 39

EMERGENCY TERMINATION MESSAGE FORM

1. Verbatim text of message: THIS IS (IS NOT) A DRILL!! (Circle One)
THIS IS PALO VERDE NUCLEAR GENERATING STATION. THE (NOTIFICATION OF
UNUSUAL EVENT) (ALERT) (SITE AREA EMERGENCY) (GENERAL EMERGENCY)
(circle appropriate classification) DECLARED

AT _____ - _____ HAS BEEN TERMINATED AT
(Time) (Date)

_____ - _____
(Time) (Date)

2. This is _____, at Palo
(Name) (Date)
Verde Nuclear Generating Station

3. PALO VERDE AUTHENTICATOR _____
(Authenticator Letters)

Approved: _____
(SS/EC/EOD) Date/Time

CONTROLLED DOCUMENT

CONTROLLED DOCUMENT

PVNGS EMERGENCY PLAN IMPLEMENTING PROCEDURE	PROCEDURE NO. EPIP-05	APPENDIX F Page 1 of 3
SITE AREA EMERGENCY IMPLEMENTING ACTIONS	REVISION 8	Page 19 of 39

INSTRUCTIONS FOR COMPLETING APPENDIX C, D OR E

1.0 INITIAL EMERGENCY MESSAGE FORM (APPENDIX C)

- 1.1 Fill in data required by steps 1 and 2 of Appendix C, "Initial Emergency Message Form". Obtain authenticator from the confidential envelope marked on the outside with the appropriate month and drill sequence number (if it is a drill).
- 1.2 Obtain from the Radiation Protection Monitor (onshift) or Radiological Assessment Coordinator (if EOF is activated) data required to complete step 3 of Appendix C.
- 1.3 Circle appropriate wording of step 4 of Appendix C.

NOTE

When the NAN ring button is pushed and it appears that all the receiving stations are on line, or, the ring has stopped, the PVNGS originating station shall initiate a roll call in the order listed below. (Consider the time of day.)

NOTE

If the NAN dedicated telephone fails, refer to Appendix G, "Notification Alert Network (NAN) Radio Backup", for instructions on using channel 8, KON-511, for notifications.

- 1.4 By means of a single call on the Notification and Alert Net dedicated telephone, contact the following State/County agencies listed in Appendix A.

Duty Hours (8:00 a.m. to 5:00 p.m. Monday-Friday)

Maricopa County Sheriff's Office
Maricopa County Department of Civil Defense and Emergency Services
Arizona Department of Public Safety
Arizona Division of Emergency Services
Arizona Radiation Regulatory Agency

Off-Duty Hours (5:00 p.m. to 8:00 a.m., Monday-Friday, all day
Saturday, Sunday and Holidays)

Maricopa County Sheriff's Office
Department of Public Safety

CONTROLLED DOCUMENT

CONTROLLED DOCUMENT

PVNGS EMERGENCY PLAN IMPLEMENTING PROCEDURE	PROCEDURE NO. EPIP-05	APPENDIX F Page 2 of 3
SITE AREA EMERGENCY IMPLEMENTING ACTIONS	REVISION 8	Page 20 of 39

- 1.5 In the event that an offsite government agency (or agencies) does not answer the NAN phone or NAN backup radio during a test, drill, or actual emergency, the nuclear operator (or STSC Communicator) shall notify the agency via regular PBX telephone (numbers listed in App. A).
- 1.6 When contact is made, the caller shall identify himself and request that the individuals obtain a copy of the Appropriate Emergency Message Form.
- 1.7 When each individual has obtained a copy, read the completed Emergency Message Form verbatim and request MCSO to read back verbatim. Perform warning point roll call.
- 1.8 Offer to repeat information and reiterate as necessary.

NOTE

To verify the group page activation monitor the pager installed in the STSC. Be aware that as much as two (2) minutes may lapse between dial-up and the broadcast announcement.

- 1.9 Notify additional personnel as listed in Appendix A as necessary and inform them of the situation. Provide the following message for both Group Paging Systems Notification and Callout:

"THIS IS PVNGS, UNIT __, CLASSIFICATION TWO,
PLEASE RESPOND APPROPRIATELY." (Repeat message
once).
- 1.10 If an individual requests information not contained in the Emergency Message Form, make reasonable efforts to obtain and give the information only after all initial notification have been made.
- 1.11 Contact the NRC via the Emergency Notification System (ENS) dedicated telephone within 60 minutes of declaring an emergency. If the ENS fails, use commercial phone or HPN phone as an alternate line.
- 1.12 When contact is made, the caller shall identify himself and read the completed Emergency Message Form verbatim (omit the Palo Verde Authenticator).
- 1.13 Offer to repeat information and reiterate as necessary.

8

CONTROLLED DOCUMENT

PVNGS EMERGENCY PLAN IMPLEMENTING PROCEDURE	PROCEDURE NO. EPIP-05	APPENDIX F Page 3 of 3
SITE AREA EMERGENCY IMPLEMENTING ACTIONS	REVISION 8	Page 21 of 39

2.0 FOLLOW-UP EMERGENCY MESSAGE FORM (APPENDIX D)

- 2.1 Fill in data required by steps 1-3 of Appendix D, "Follow-up Emergency Message Form".

NOTE

If the emergency is non-radiological in nature, steps 4-9 may be deleted.

- 2.2 Obtain from the Radiation Protection Monitor or the Radiological Assessment Coordinator (if EOF is activated) data required to complete steps 4-9.
- 2.3 Obtain from the Emergency Coordinator or the Technical Analysis Coordinator (if EOF is activated) data required to complete steps 10-14.
- 2.4 Circle appropriate wording in step 15.
- 2.5 Dispense information when asked by offsite agencies (NRC or ARRA).

3.0 EMERGENCY TERMINATION MESSAGE FORM (APPENDIX E)

- 3.1 Fill in data required by steps 1-3 of Appendix E, "Emergency Termination Message Form".
- 3.2 Obtain approval from SS/EC/EOD.
- 3.3 Transmit termination per Appendix A.

NOTE

To verify the group page activation monitor the pager installed in the STSC. Be aware that as much as two (2) minutes may lapse between dial-up and the broadcast announcement.

- 3.4 When using the Group Paging Systems to announce event termination, use the following message:

"THIS IS PVNGS UNIT ____, EMERGENCY TERMINATED. PLEASE CANCEL RESPONSE TO EMERGENCY".

CONTROLLED DOCUMENT

PVNGS EMERGENCY PLAN IMPLEMENTING PROCEDURE	PROCEDURE NO. EPIP-05	APPENDIX G. Page 1 of 2
SITE AREA EMERGENCY IMPLEMENTING ACTIONS	REVISION 8	Page 22 of 39

NOTIFICATION ALERT NETWORK (NAN) RADIO BACKUP CHANNEL 8 - KON511

In case of failure of the NAN ringdown telephone, the NAN backup is Channel 8 on the PVNGS radio. FCC regulations require the Palo Verde designator 'KON511' be used to precede and conclude all outgoing communications.

1. Take control of the radio channel by saying: "All stations this net," (Repeat) "All stations this net, this is K-O-N 5-1-1 Palo Verde. 5-1-1 Palo Verde to all 5-1-1 stations, stand by for warning point roll call."
2. Wait 30 seconds to allow the offsite agencies to get to their radios, then repeat the previous transmission.

NOTE

After 5 P.M. weekdays, all day Saturday, Sunday or holidays, Maricopa County Sheriff's Office (MCSO) and Department of Public Safety (DPS) will be the only agencies responding.

3. Initiate roll call of the offsite government agencies, allowing stations on the net to respond.
 - 3.1 "5-1-1 Palo Verde to 5-1-1 Maricopa County Sheriff's Office. Do you copy?"
Allow response: "5-1-1 MCSO copies."
 - 3.2 "5-1-1 Palo Verde to 5-1-1 Maricopa County Department of Civil Defense & Emergency Services. Do you copy? (MCDCE&ES)
Allow response: "5-1-1 Civil Defense copies."
 - 3.3 "5-1-1 Palo Verde to 5-1-1 Department of public Safety. Do you copy?"
Allow response: "5-1-1 DPS copies."
 - 3.4 "5-1-1 Palo Verde to 5-1-1 Arizona Division of Emergency Services. Do you copy?"
Allow response: "5-1-1 ADES (State EOC) copies."

CONTROLLED DOCUMENT

PVNGS EMERGENCY PLAN IMPLEMENTING PROCEDURE	PROCEDURE NO. EPIP-05	APPENDIX G Page 2 of 2
SITE AREA EMERGENCY IMPLEMENTING ACTIONS	REVISION 8	Page 23 of 39

- 3.5 "5-1-1 Palo Verde to 5-1-1 Arizona Radiation Regulatory Agency.
Do you copy?
Allow Response: "5-1-1 ARRA copies."
4. Upon completion of roll call, transmit the notification message verbatim. Take an acknowledgement roll call, allowing MCSO to read the message back in its entirety, and provide assistance or clarification, as needed.
6. Upon completion of the second roll call, announce: "K-O-N 5-1-1 Palo Verde off." This is the required FCC sign-off.
7. Continue notification per Step 1.8 Appendix F.

CONTROLLED DOCUMENT

PVNGS EMERGENCY PLAN IMPLEMENTING PROCEDURE	PROCEDURE NO. EPIP-05	APPENDIX H Page 1 of 1
SITE AREA EMERGENCY IMPLEMENTING ACTIONS	REVISION 8	Page 24 of 39

PROTECTIVE ACTION RECOMMENDATIONS

Classification Category

Protective Actions Recommendations

Site Area Emergency-
any releases are not expected
to exceed EPA/PAG exposures
levels beyond the site boundary
unless further degradation
of safety systems occur.

Inform state and county
authorities of Site Area
Emergency status/cause and
recommend seeking shelter
within a 2 mile radius of the
plant and within 10 miles in
affected sectors as warranted
based on plant/containment
conditions and projected and/or
actual releases.

CONTROLLED DOCUMENT

PVNGS EMERGENCY PLAN IMPLEMENTING PROCEDURE	PROCEDURE NO. EPIP-05	APPENDIX I Page 1 of 13
SITE AREA EMERGENCY IMPLEMENTING ACTIONS	REVISION 8	Page 25 of 39

CHECKLIST EMERGENCY COORDINATOR STSC ACTIVATED

POSITION FILLED BY:

- 1) PVNGS Plant Manager
- 2) Manager, Technical Support
- 3) Shift Supervisor

RESPONSIBILITY:

The individual onsite with the responsibility and authority to immediately and unilaterally initiate emergency actions, including providing notification and protective action recommendations to Governmental authorities responsible for implementing offsite emergency measures. Provide for the control and coordination of onsite emergency response.

NOTE

Refer to the following pages
per appropriate facility activation

Facility Activated

Appendix I Page

STSC	1-4
TSC	5-8
TSC/EOF	9-11

INITIAL RESPONSE

TIME/INITIALS

1. Receive notification from the Shift Supervisor and report to the Control Room of affected unit. /
2. Provide plant wide public address announcement or direct the Shift Supervisor to provide same per step 4.3.1.5 and 4.3.1.6 of this procedure. *(This may be delegated.)* /
3. Review plant status, initiating event, corrective actions and emergency classification with the Shift Supervisor. /
4. Assume the position of onshift Emergency Coordinator. /

CONTROLLED DOCUMENT

CONTROLLED DOCUMENT

PVNGS EMERGENCY PLAN IMPLEMENTING PROCEDURE	PROCEDURE NO. EPIP-05	APPENDIX I Page 2 of 13
SITE AREA EMERGENCY IMPLEMENTING ACTIONS	REVISION 8	Page 26 of 39

CHECKLIST EMERGENCY COORDINATOR STSC ACTIVATED

INITIAL RESPONSE

TIME/INITIALS

5. Activate the Satellite TSC per EPIP-11, "Technical Support Center/Satellite TSC Activation." /
6. Commence notification process per Appendix F or the direct STSC Communicator to do so. /
 - (1) Direct the Security Director to call in the PVNGS onsite and offsite Emergency Organization Personnel. /
7. Provide plant wide public address announcement when the STSC is activated. / 8
8. Verify personnel resources are on standby in the OSC. /
9. Reevaluate the emergency classification as conditions change per EPIP-02, reclassify as necessary. /
10. As necessary, direct implementation of EPIP-23, "Fire Fighting" and EPIP-22, "Personnel Injury." /
 - (1) For a fire, dispatch Fire Team and order the Security Director to contact the Bechtel or alternate offsite fire department for assistance (if required). /
 - (2) For personnel injury, contact the First Aid Station and inform them of the situation. Dispatch a First Aid Team, if necessary, and coordinate any required offsite assistance. /
11. Determine any additional protective action recommendations to be provided to state and county response agencies per EPIP-15, "Protective Action Guidelines." /
12. As appropriate, complete Follow-up Emergency Message Form. /
13. Determine the need for offsite support and direct the STSC Communicator to call location(s) in EPIP-33, "Offsite Assistance" and arrange access with the Security Director per EPIP-24, "Security." /

CONTROLLED DOCUMENT

CONTROLLED DOCUMENT

PVNGS EMERGENCY PLAN IMPLEMENTING PROCEDURE	PROCEDURE NO. EPIP-05	APPENDIX I Page 3 of 13
SITE AREA EMERGENCY IMPLEMENTING ACTIONS	REVISION 8	Page 27 of 39

CHECKLIST EMERGENCY COORDINATOR STSC ACTIVATED

SUBSEQUENT RESPONSE

TIME/INITIALS

Personnel Assembly and Accountability

14. Within 30 minutes of the accountability signal, receive a report on accountability in the protected area from the Security Director. /
15. Receive a report on site accountability later. /
16. Be prepared to implement EPIP-21, "Search and Rescue", by providing necessary data to the OSC Coordinator. /

Emergency Exposures and KI

17. Per EPIP-18, "Emergency Exposure Guidelines," and as necessary, authorize emergency exposures. /
18. As necessary, authorize administration of KI per EPIP-26, "Potassium Iodine (KI) Administration" to emergency workers desiring to use it. Consult with the Radiation Protection Monitor. /

TSC Activation and Transfer of Authority

19. When relieved by onsite Emergency Coordinator, provide a briefing and transfer responsibilities. /

OSC Activation

20. If a release is occurring, consult EPIP-12, "Operations Support Center Activation," to determine habitability of the primary OSC. /
21. If uninhabitable, direct the OSC Coordinator to relocate staff and equipment/supplies to the alternate OSC (Service Building). If this is also uninhabitable, direct the OSC Coordinator to relocate to a protected area (Control Room/STSC, TSC or EDF). /

CONTROLLED DOCUMENT

PVNGS EMERGENCY PLAN IMPLEMENTING PROCEDURE	PROCEDURE NO. EPIP-05	APPENDIX I Page 4 of-13
SITE AREA EMERGENCY IMPLEMENTING ACTIONS	REVISION 8	Page 28 of 39

CHECKLIST EMERGENCY COORDINATOR STSC ACTIVATED

	<u>TIME/INITIALS</u>
<u>Security</u>	
22. As necessary, implement EPIP-24, "Security," and order the Security Director to limit access to the station, contact Maricopa County Sheriff's Office for assistance in controlling site access, and arrange access for necessary personnel not on the Emergency Personnel Access List and/or not having access to the protected area via card-key system.	<u> / </u>
23. Ensure the Security Director is appraised of offsite assistance request to arrange access.	<u> / </u>
<u>Corrective Actions</u>	
24. Determine needs, consult with staff, authorize reentry per EPIP-25, "Reentry for Emergency Operations."	<u> / </u>
<u>Assessment Actions</u>	
25. Ensure that the Radiation Protection Monitor is obtaining needed data using EPIP-14A, "Release Rate Determination," EPIP-14B, "Initial Dose Assesment," EPIP-16, "Implant Surveys and Sampling" and EPIP-17, "Onsite/Offsite Surveys and Sampling."	<u> / </u>
<u>Protective Actions</u>	
26. Continue to evaluate the need for providing Protective Action recommendations.	<u> / </u>
27. Determine need for early dismissal/evacuation of non-essentials per EPIP-19, "Onsite Evacuation."	<u> / </u>
28. Establish evacuation order, offsite reassembly area, evacuation route and inform the Security Director.	<u> / </u>
29. Order evacuation signal when the Security Director reports that preparations are complete.	<u> / </u>

CONTROLLED DOCUMENT

CONTROLLED DOCUMENT

PVNGS EMERGENCY PLAN IMPLEMENTING PROCEDURE	PROCEDURE NO. EPIP-05	APPENDIX I Page 5 of 13
SITE AREA EMERGENCY IMPLEMENTING ACTIONS	REVISION 8	Page 29 of 39

Event Termination or Reduction

30. Contact PVNGS Compliance at ext. [REDACTED] or beeper [REDACTED] to provide written summary within 8 hours to offsite authorities. Provide documentation as requested.

Performed By _____ Date _____
Signature

CONTROLLED DOCUMENT

CONTROLLED DOCUMENT

PVNGS EMERGENCY PLAN IMPLEMENTING PROCEDURE	PROCEDURE NO. EPIP-05	APPENDIX I Page 6 of 13
SITE AREA EMERGENCY IMPLEMENTING ACTIONS	REVISION 8	Page 30 of 39

CHECKLIST EMERGENCY COORDINATOR TSC ACTIVATED

INITIAL RESPONSE

TIME/INITIALS

1. Receive notification from the onshift Emergency Coordinator and report to the TSC. Upon arrival, sign in on the TSC staffing Board. /
2. Receive a briefing from the onshift Emergency Coordinator and assume responsibilities. /
3. Brief TSC and staff and evaluate adequacy of TSC activation. /
4. Declare the TSC operational and inform the STSC, Control Rooms, OSC, EOF, ANPP Site Construction Office, Bechtel Emergency Control Center and PVNGS Security via site wide P.A. announcement. This notification may be delegated to the Information Monitor in the TSC. /
5. As necessary, continue with or commence notification process per Appendix F or direct the STSC Communicator to do so. /
6. Verify personnel resources in standby in the OSC. /

SUBSEQUENT RESPONSE

7. Reevaluate the emergency classification as conditions change per EPIP-02 "Emergency Classification," reclassify as necessary. /
8. As necessary, direct implementation of EPIP-23, "Fire Fighting" and EPIP-22, "Personnel Injury."
 - (1) For a fire, dispatch Fire Team and order the Security Director to contact the Bechtel or alternate offsite fire department for assistance (if required). /
 - (2) For personnel injury, contact the First Aid Station and inform them of the situation. Dispatch a First Aid Team, if necessary, and coordinate any required offsite assistance. /

CONTROLLED DOCUMENT

CONTROLLED DOCUMENT

PVNGS EMERGENCY PLAN IMPLEMENTING PROCEDURE	PROCEDURE NO. EPIP-05	APPENDIX I Page 7 of 13
SITE AREA EMERGENCY IMPLEMENTING ACTIONS	REVISION 8	Page 31 of 39

CHECKLIST EMERGENCY COORDINATOR TSC ACTIVATED

TIME/INITIALS

9. Determine additional protective action recommendations to be provided to state and county response agencies per EPIP-15, "Protective Action Guidelines." /
10. As appropriate, complete Follow-up Emergency Message Form. /
11. Determine the need for offsite support and direct a Communicator to call location(s) in EPIP-33, "Offsite Assistance," arrange access with the Security Director per EPIP-24, "Security". /

Personnel Assembly and Accountability

12. Within 30 minutes of the accountability signal, receive a report on accountability in the protected area from the Security Director. /
13. Receive a report on site accountability later. /
14. Be prepared to implement EPIP-21, "Search and Rescue," by providing necessary data to the OSC Coordinator (via Emergency Maintenance Coordinator). /

Emergency Exposures and KI

15. Per EPIP-18, "Emergency Exposure Guidelines," and as necessary, authorize emergency exposures. /
16. As necessary, authorize administration of KI per EPIP-26 to emergency workers desiring to use it. Consult with the Radiological Protection Coordinator. /

OSC Activation

17. If a release is occurring, consult EPIP-12, "Operations Support Center Activation," to determine habitability of the primary OSC. /
18. If uninhabitable, direct the OSC Coordinator to relocate staff and equipment/supplies to the alternate OSC (Service Building). If this is also uninhabitable, direct the OSC Coordinator to relocate to protected area (control room/STSC, TSC or EOF). /

CONTROLLED DOCUMENT

CONTROLLED DOCUMENT

PVNGS EMERGENCY PLAN IMPLEMENTING PROCEDURE	PROCEDURE NO. EPIP-05	APPENDIX I Page 8 of 13
SITE AREA EMERGENCY IMPLEMENTING ACTIONS	REVISION 8	Page 32 of 39

CHECKLIST SITE AREA EMERGENCY TSC ACTIVATED

TIME/INITIALS

EOF Activation

19. Per EPIP-13, "Emergency Operations Facility Activation," brief the Emergency Operations Director and transfer the responsibilities for notifications and protective action recommendations.

_____ /

Security

20. As necessary, implement EPIP-24, "Security," and order the Security Director to limit access to the station, contact Maricopa County Sheriff's Office for assistance in controlling site access, and arrange access for necessary personnel not on the Emergency Personnel Access List and/or not having access to the protected area via card-key system.

_____ /

21. Ensure the Security Director is appraised of offsite assistance requests to arrange access.

_____ /

Corrective Actions

22. Determine needs, consult with staff, authorize reentry per EPIP-25, "Reentry for Emergency Operations."

_____ /

Assessment Actions

23. Ensure that the Radiological Protection Coordinator is obtaining needed data using EPIP-14A, "Release Rate Determination," EPIP-14B, "Initial Dose Assessment", EPIP-16, "Implant Surveys and Sampling" and EPIP-17, "Onsite/ Offsite Surveys and Sampling."

_____ /

Protective Actions

24. Continue to evaluate the need for providing any additional protective action recommendations.
25. Determine the need for early dismissal/evacuation of non-essentials per EPIP-19, "Onsite Evacuation."

_____ /

_____ /

CONTROLLED DOCUMENT

PVNGS EMERGENCY PLAN IMPLEMENTING PROCEDURE

APPENDIX I
Page 9 of 13

REVISION

Page 33 of 39

TIME / INITIALS

- ### Recovery

- ### Event Termination or Reduction

- Performed By _____
Signature

Date _____

CONTROLLED DOCUMENT

PVNGS EMERGENCY PLAN IMPLEMENTING PROCEDURE	PROCEDURE NO. EPIP-05	APPENDIX I Page 10 of 13
SITE AREA EMERGENCY IMPLEMENTING ACTIONS	REVISION 8	Page 34 of 39

CHECKLIST EMERGENCY COORDINATOR TSC and EOF ACTIVATED

INITIAL RESPONSE

TIME/INITIALS

1. Receive notification from the onshift Emergency Coordinator and report to TSC. Upon arrival, sign in on the TSC Staffing Board. /
2. Receive a briefing from the onshift Emergency Coordinator and assume responsibilities. /
3. Brief TSC staff and evaluate adequacy of TSC activation. /
4. Declare the TSC operational and inform the STSC, Control Rooms, OSC, EOF, ANPP Site Construction Office, Bechtel Emergency Control Center and PVNGS Security via site wide P.A. announcement. This notification may be delegated to the Information Monitor in the TIC. /
5. Per EPIP-13, "Emergency Operations Facility Activation," brief the Emergency Operations Director and transfer the responsibilities for notifications and protective action recommendations. /
6. Verify personnel resources are on standby in the OSC. /

SUBSEQUENT RESPONSE

7. Reevaluate the emergency as conditions change per EPIP-02 "Emergency Classification," reclassify as necessary. /
8. As necessary, direct implementation of EPIP-23, "Fire Fighting" and EPIP-22, "Personnel Injury."
 - (1) For a fire, dispatch Fire Team and order the Security Director to contact the Bechtel or alternate offsite fire department for assistance (if required). /
 - (2) For personnel injury, contact the First Aid Station and inform them of the situation. Dispatch a First Aid Team, if necessary, and coordinate any required offsite assistance. /

CONTROLLED DOCUMENT

CONTROLLED DOCUMENT

PVNGS EMERGENCY PLAN IMPLEMENTING PROCEDURE	PROCEDURE NO. EPIP-05	APPENDIX I Page 11 of 13
SITE AREA EMERGENCY IMPLEMENTING ACTIONS	REVISION 8	Page 35 of 39

CHECKLIST EMERGENCY COORDINATOR TSC and EOF ACTIVATED

TIME/INITIALS

9. Determine the need for offsite support and direct the STSC Communicator to call location(s) in EPIP-33, "Offsite Assistance" and arrange access with the Security Director per EPIP-24, "Security," and coordinate with the Administrative and Logistics Coordinator at the EOF.

Personnel Assembly and Accountability

10. Within 30 minutes of the accountability signal, receive a report on accountability in the protected area from the Security Director.
11. Receive a report on site accountability later.
12. Be prepared to implement EPIP-21, "Search and Rescue," by providing necessary data to the OSC Coordinator (via Emergency Maintenance Coordinator).

Emergency Exposures and KI

13. Per EPIP-18, "Emergency Exposure Guidelines," and as necessary, authorize emergency exposures.
14. As necessary, authorize administration of KI per EPIP-26 to emergency workers desiring to use it. Consult with the Radiological Protection Coordinator.

OSC Activation

15. If a release is occurring, consult EPIP-12, "Operations Support Center Activation," to determine habitability of the primary OSC.
16. If uninhabitable, direct the OSC Coordinator to relocate staff and equipment/supplies to the alternate OSC (Service Building). If this is also uninhabitable, direct the OSC Coordinator to relocate to a protected area (Control Room/STSC, TSC or EOF).

CONTROLLED DOCUMENT

CONTROLLED DOCUMENT

PVNGS EMERGENCY PLAN IMPLEMENTING PROCEDURE	PROCEDURE NO. EPIP-05	APPENDIX I Page 12 of 13
SITE AREA EMERGENCY IMPLEMENTING ACTIONS	REVISION 8	Page 36 of 39

CHECKLIST EMERGENCY COORDINATOR TSC and EOF ACTIVATED

TIME/INITIALS

Security

17. As necessary, implement EPIP-24, "Security," and order the Security Director to limit access to the station, contact Maricopa County Sheriff's Office for assistance in controlling site access, and arrange access for necessary personnel not on the Emergency Personnel Access list and/or not having access to the protected area via card-key system.

_____ / _____

18. Ensure the Security Director is appraised of offsite assistance requests to arrange access.

_____ / _____

Corrective Actions

19. Determine needs, consult with staff, authorize reentry per EPIP-25, "Reentry for Emergency Operations."

_____ / _____

Assessment Actions

20. Ensure that the Radiological Protection Coordinator is obtaining needed data using EPIP-14A, "Release Rate Determination," EPIP-14B, "Initial Dose assessment," EPIP-16, "Implant Surveys and Sampling" and EPIP-17, "Onsite/ Offsite Surveys and Sampling."

_____ / _____

Protective Actions

21. Determine the need for early dismissal/evacuation of non-essentials per EPIP-19, "Onsite Eavcuation."
22. Establish evacuation order, offsite reassembly area, evacuation route and inform the Security Director.
23. Order evacuation signal when the Security Director reports that preparations are complete.

_____ / _____

_____ / _____

_____ / _____

Recovery

24. Consult with the Emergency Operations Director concerning implementing EPIP-31, "Recovery."

_____ / _____

CONTROLLED DOCUMENT

CONTROLLED DOCUMENT

PVNGS EMERGENCY PLAN IMPLEMENTING PROCEDURE	PROCEDURE NO. EPIP-05	APPENDIX I Page 13 of 13
	REVISION 8	Page 37 of 39
SITE AREA EMERGENCY IMPLEMENTING ACTIONS		

Event Termination or Reduction

25. Contact PVNGS Compliance at ext. [REDACTED] or beeper [REDACTED] to provide written summary within 8 hours to offsite authorities. Provide documentation as requested.

Performed By _____
Signature

Date _____

CONTROLLED DOCUMENT

CONTROLLED DOCUMENT

PVNGS EMERGENCY PLAN IMPLEMENTING PROCEDURE	PROCEDURE NO. EPIP-05	APPENDIX J Page 1 of 2
SITE AREA EMERGENCY IMPLEMENTING ACTIONS	REVISION 8	Page 38 of 39

STSC COMMUNICATOR CHECKLIST

POSITION FILLED BY:

Nuclear Operator from affected unit

RESPONSIBILITY:

Initiate the notification process as directed by the onshift Emergency Coordinator. Ensure operability of communications equipment. Maintain communications logbook.

IMMEDIATE ACTIONS

TIME/INITIALS

STSC Activation

1. Report to the STSC upon notification. /
- Notification of ALERT, SITE AREA EMERGENCY,
GENERAL EMERGENCY
2. Complete the Initial Emergency Message Form as directed by the Onshift Emergency Coordinator or Shift Supervisor. /
3. Initiate notification process as directed by the Emergency Coordinator (or Shift Supervisor in his absence). /
4. Inform the Emergency Coordinator when initial notifications are complete. /
5. Contact the Security Director and inform him to call in additional personnel if so directed by the Emergency Coordinator. /
6. Prepare the Follow-up Emergency Message Form as directed by the Emergency Coordinator. /
- *7. Provide follow-up information when requested by the State/County agencies. /

CONTROLLED DOCUMENT

PVNGS EMERGENCY PLAN IMPLEMENTING PROCEDURE	PROCEDURE NO. EPIP-05	APPENDIX J Page 2 of 2
SITE AREA EMERGENCY IMPLEMENTING ACTIONS	REVISION 8	Page 39 of 39

TIME/INITIALS

Notification of ALERT, SITE AREA EMERGENCY,
GENERAL EMERGENCY

- *8. Maintain records of communications received or transmitted offsite.

Offsite Assistance

9. Contact required offsite assistance (EPIP-33, "Offsite Assistance", Appendix A) via telephone if directed by the Emergency Coordinator.
10. Record name and time on "Telephone Communication Log Sheet", (EPIP-33, Appendix B).
11. Transfer call to Emergency Coordinator for clarification, if necessary.
12. Inform the Emergency Coordinator of contact/lack of contact, scope of offsite assistance and estimated time of arrival.

TIME/INITIALS

ACTIVATION OF ONSITE EMERGENCY ORGANIZATION

13. Transfer continuous communications link with the NRC to the NRC Liaison - Operations in the TSC.
14. Review status of notifications and transfer responsibility for notifying State/County agencies and NRC to Government Liaison Engineer in the EOF.
15. Notify the Emergency Coordinator when responsibilities have been transferred to the Government Liaison Engineer.

Performed by: _____

Signature

Date: _____

CONTROLLED DOCUMENT

CONTROLLED DOCUMENT

PALO VERDE NUCLEAR GENERATING STATION

ASSIGNED COPY

PROCEDURE CHANGE NOTICE

PVNGS

8-9A

PAGE 1 of 1

INTENT CHANGE: NO
YES

1. PROCEDURE TITLE General Emergency Implementing Actions
2. PROCEDURE NUMBER EPIC-06 REV. 8 PCN 2
- 2a. Manager concurrence N/A to exceed 5 PCNs DATE _____
3. REASON FOR PCN: To update Emergency Notification Call List.
4. EXPIRATION: Next Revision
5. AFFECTED STEPS:
Appendix A
Delete 12a; Insert 12b
6. PREPARED BY: Herald A. Amode 10/25/85
SIGNATURE DATE
ENTERED IN PROCEDURE BY: _____
SIGNATURE DATE
7. TEMPORARY APPROVAL: N/A
SIGNATURE DATE
SS/Assist. SS _____
8. DEPT. MANAGER: FOR D.C. Yaws 10/25/85
SIGNATURE DATE
9. PRB/PRG/TRRG: 10/31/85
SIGNATURE DATE
10. APPROVED BY: [Signature] 10/31/85
DEPARTMENT MANAGER'S SIGNATURE DATE
11. DATE EFFECTIVE: 10/31/85

CONTROLLED DOCUMENT

CONTROLLED DOCUMENT

PALO VERDE NUCLEAR GENERATING STATION

PROCEDURE CHANGE NOTICE

PAGE 1 of 1

INTENT CHANGE: NO
YES

1. PROCEDURE TITLE General Emergency Implementing Actions
2. PROCEDURE NUMBER EPIP-01a REV. 8 PCN 1
- 2a. Manager concurrence to exceed 5 PCNs N/A DATE _____
3. REASON FOR PCN: To update phone numbers found in Appendix A and Appendix B.
4. EXPIRATION: Next Revision
5. AFFECTED STEPS:
Appendix A
Appendix B
- CHANGE REQUIRED:
Delete Page 12; Insert 12A
Delete Page 13; Insert 13A
6. PREPARED BY: Harold A. Simile 9/16/85
SIGNATURE DATE
ENTERED IN PROCEDURE BY: _____
SIGNATURE DATE
7. TEMPORARY APPROVAL: N/A
SIGNATURE DATE
SS/Assist. SS DATE
8. DEPT. MANAGER: Dennis S. Cline 9/19/85
SIGNATURE DATE
9. PRB/PRG/TRRG: D. L. Lundy 9/20/85
SIGNATURE DATE
10. APPROVED BY: D. L. Lundy 9/20/85
SIGNATURE DATE
11. DATE EFFECTIVE: 9/22/85 09.14.85

CONTROLLED DOCUMENT

CONTROLLED DOCUMENT

PVNGS EMERGENCY PLAN IMPLEMENTING PROCEDURE	PROCEDURE NO. EPIP-06	
GENERAL EMERGENCY IMPLEMENTING ACTIONS	REVISION 8	Page 1 of 39

ASSIGNED COPY

PVNGS : # 8-9A

DEPT. HEAD

[Signature]

DATE

9/9/85

PRB/PRG/TRRG REVIEW

[Signature]

DATE

9/10/85

APPROVED BY

[Signature]

DATE

9/10/85

EFFECTIVE DATE

09-10-85

DN-1601A/0787A

CONTROLLED DOCUMENT

CONTROLLED DOCUMENT

PVNGS EMERGENCY PLAN IMPLEMENTING PROCEDURE	PROCEDURE NO. EPIP-06	
GENERAL EMERGENCY IMPLEMENTING ACTIONS	REVISION 8	Page 2 of 39

REVISION HISTORY

Rev. No.	Date	Revised Pages	Comments
<u>5</u>	<u>2-14-85</u>	<u>All</u>	<u>Total Revision: Revises</u>
			<u>procedures and appendices.</u>
			<u>Included Emergency Coord.</u>
			<u>checklist.</u>
<u>6</u>	<u>6-6-85</u>	<u>App. A & B</u>	<u>Revised to incorporate PCN</u>
			<u>#01 of Rev. 5. PCN</u>
			<u>corrected phone #'s in App.</u>
			<u>A & B.</u>
<u>7</u>	<u>06-11-85</u>	<u>3, 6, 7, 8, 9</u>	<u>Added termination message</u>
		<u>10, 11, 13,</u>	<u>form and instructions. Added</u>
		<u>14, 17, 18,</u>	<u>event description to follow-</u>
		<u>19, 20, 22,</u>	<u>up form. Added note to</u>
		<u>25 & 29</u>	<u>provide guidance on</u>
			<u>notifications. Charged seq.</u>
			<u>of notifications in App. A.</u>
			<u>Capitalized announcement to</u>
			<u>make easy to identify.</u>
			<u>Updated all references to</u>
			<u>appendices.</u>

CONTROLLED DOCUMENT

<p align="center">PVNGS EMERGENCY PLAN IMPLEMENTING PROCEDURE</p>	<p>PROCEDURE NO. EPIP-06</p>	
<p align="center">GENERAL EMERGENCY IMPLEMENTING ACTIONS</p>	<p>REVISION 8</p>	<p align="right">Page 3 of 39</p>

REVISION HISTORY

Rev. No.	Date	Revised Pages	Comments
8	04-10-86	4, 6, 8, 9, 10	Incorporated PCN #1
		11, 12, 13, 20, 21,	of PCN 7, added new
		26, 27, 29, 30,	phone #'s, & SSSC
		33, 34, 37, 38,	Communications Checklist,
		39	plus detailed instructions
			for announcements.

CONTROLLED DOCUMENT

PVNGS EMERGENCY PLAN IMPLEMENTING PROCEDURE	PROCEDURE NO. EPIP-06	
GENERAL EMERGENCY IMPLEMENTING ACTIONS	REVISION 8	Page 4 of 39

TABLE OF CONTENTS

<u>SECTION</u>	<u>PAGE NUMBER</u>
1.0 OBJECTIVE	5
2.0 REFERENCES	5
3.0 LIMITATIONS AND PRECAUTIONS	6
4.0 DETAILED PROCEDURE	6
4.1 Personnel Indoctrination/Responsibilities	6
4.2 Prerequisites	7
4.3 Instructions	7

APPENDICES

Appendix A - Emergency Notification Call List - Emergency Coordinator/STSC Communicator	12
Appendix B - Emergency Notification Call List - PVNGS Security	13
Appendix C - Initial Emergency Message Form	14
Appendix D - Follow-up Emergency Message Form	15
Appendix E - Emergency Termination Message Form	18
Appendix F - Instructions For Completing Appendix C or D	19
Appendix G - Notification Alert Network (NAN) Radio Backup	22
Appendix H - Protective Action Recommendations	24
Appendix I - Emergency Coordinator Checklist	26
Appendix J - STSC Communicator Checklist	38

CONTROLLED DOCUMENT

PVNGS EMERGENCY PLAN IMPLEMENTING PROCEDURE	PROCEDURE NO. EPIP-06	
GENERAL EMERGENCY IMPLEMENTING ACTIONS	REVISION 8	Page 5 of 39

1.0 OBJECTIVE

- 1.1 This procedure provides a series of implementing actions to be taken upon declaration of a GENERAL EMERGENCY.

2.0 REFERENCES

2.1 Implementing References

- 2.1.1 EPIP-02, "Emergency Classification"
- 2.1.2 EPIP-11, "Technical Support Center/Satellite TSC Activation"
- 2.1.3 EPIP-12, "Operations Support Center Activation"
- 2.1.4 EPIP-13, "Emergency Operations Facility Activation"
- 2.1.5 EPIP-14A, "Release Rate Determination"
- 2.1.6 EPIP-14B, "Initial Dose Assessment"
- 2.1.7 EPIP-15, "Protective Action Guidelines"
- 2.1.8 EPIP-16, "Inplant Surveys and Sampling"
- 2.1.9 EPIP-17, "Onsite/Offsite Surveys and Sampling"
- 2.1.10 EPIP-18, "Emergency Exposure Guidelines"
- 2.1.11 EPIP-19, "Onsite Evacuation"
- 2.1.12 EPIP-20, "Personnel Assembly and Accountability"
- 2.1.13 EPIP-21, "Search and Rescue"
- 2.1.14 EPIP-22, "Personnel Injury"
- 2.1.15 EPIP-23, "Fire Fighting"
- 2.1.16 EPIP-24, "Security"
- 2.1.17 EPIP-25, "Reentry for Recovery Operations"
- 2.1.18 EPIP-26, "Potassium Iodide (KI) Administration"

CONTROLLED DOCUMENT

CONTROLLED DOCUMENT

PVNGS EMERGENCY PLAN IMPLEMENTING PROCEDURE	PROCEDURE NO. EPIP-06	
GENERAL EMERGENCY IMPLEMENTING ACTIONS	REVISION 8	Page 6 of 39

2.1.19 EPIP-31, "Recovery"

2.1.20 EPIP-33, "Offsite Assistance"

2.1.21 71AC-9ZZ01, "Event Related Reporting"

2.1.22 9N219.05.00, "Document/Record Turnover Control"

2.2 Developmental References

2.2.1 NUREG-0654, Rev. 1, "Criteria for Preparation and Evaluation of Radiological Emergency Response Plans and Preparedness in Support of Nuclear Power Plants".

2.2.2 PVNGS Emergency Plan, Rev. 6

3.0 LIMITATIONS AND PRECAUTIONS

3.1 Continued surveillance and assessment of plant conditions are necessary to ensure that the emergency classification is appropriately revised as conditions change or more definitive information is obtained.

3.2 Notifications to State/County agencies per Appendix A, "Emergency Notification Call List - Emergency Coordinator/STSC Communicator" shall commence within 15 minutes of declaration of an emergency.

4.0 DETAILED PROCEDURE

4.1 Personnel Indoctrination

4.1.1 In a GENERAL EMERGENCY, events are in progress or have occurred which involve actual or imminent substantial core degradation or melting with potential for loss of containment integrity. Radioactive releases which may occur can be reasonably expected to exceed EPA Protective Action Guideline exposure levels offsite for more than the immediate site area. There is prompt notification of NRC and appropriate state and county authorities of the General Emergency status.

CONTROLLED DOCUMENT

PVNGS EMERGENCY PLAN IMPLEMENTING PROCEDURE	PROCEDURE NO. EPIP-06	
GENERAL EMERGENCY IMPLEMENTING ACTIONS	REVISION 8	Page 7 of 39

4.1.2 Accordingly, prompt consideration of appropriate protective actions, based on actual or projected data, is warranted. Consideration of predetermined protective action recommendations (in the event of potential loss of fission product barriers) may also be warranted. Onsite and offsite emergency centers are activated. Onsite evacuation shall be initiated if appropriate. The station shall provide updated radiological/meteorological information to offsite emergency management organizations as necessary. The GENERAL EMERGENCY status shall be maintained until the event is terminated or reclassification takes place.

4.1.3 The Shift Supervisor or the Emergency Coordinator shall be responsible for initiating and completing the implementing actions of this procedure.

4.2 Prerequisites

4.2.1 The emergency has been classified per EPIP-02, "Emergency Classification".

4.3 Instructions

4.3.1 The affected unit Shift Supervisor shall perform the following:

NOTE

Designated Unaffected Unit Shift Supervisor to assume the role of the Emergency Coordinator in the Onshift Emergency Organization are:

Affected Unit	Unaffected Unit Shift Supervisor
Unit 1	Unit 2
Unit 2	Unit 1
Unit 3	Unit 2
Entire Site	Unit 1

4.3.1.1 Notify the Shift Supervisor of the designated unaffected unit (or Shift Supervisor of an unaffected unit) to report to the Control Room of the affected unit and assume the duties of the Emergency Coordinator.

4.3.1.2 Notify the Control Rooms of the unaffected units.

CONTROLLED DOCUMENT

PVNGS EMERGENCY PLAN IMPLEMENTING PROCEDURE	PROCEDURE NO. EPIP-06	
GENERAL EMERGENCY IMPLEMENTING ACTIONS	REVISION 8	Page 8 of 39

NOTE

Initial notifications shall be made from the Satellite TSC by the Satellite TSC Communicator until activation of the EOF. At that time all subsequent initial and follow up notifications shall be made by the Government Liaison Engineer in the EOF.

NOTE

If the emergency situation is terminated before initial notifications are finished, complete the notifications per Appendix A. Then repeat Appendix A with the notification of termination. If the emergency is terminated before initial notifications can be started, provide both initiating and terminating messages in the same call.

NOTE

Protective action recommendations (Appendix H) are based on plant and containment conditions and these recommendations are made to offsite officials even when no release is in progress.

- 4.3.1.3 Direct the Satellite TSC Communicator (or Government Liaison Engineer) to fill out Appendix C, "Initial Emergency Message Form", in accordance with instructions provided in Appendix F.
- 4.3.1.4 Sound the accountability signal for approximately one minute.
- 4.3.1.5 Silence the signal and provide the following announcement over the plant wide telephone page (phone no. [REDACTED])

(This may be delegated.)
9/2/85

CONTROLLED DOCUMENT


PVNGS EMERGENCY PLAN IMPLEMENTING PROCEDURE	PROCEDURE NO. EPIP-06	
GENERAL EMERGENCY IMPLEMENTING ACTIONS	REVISION 8	Page 9 of 39

"ATTENTION ALL PLANT PERSONNEL, AN EMERGENCY SITUATION CLASSIFIED AS A GENERAL EMERGENCY EXISTS IN UNIT _____. ASSEMBLY AND ACCOUNTABILITY ARE NOW IN PROGRESS. ALL AFFECTED UNIT EMERGENCY RESPONSE PERSONNEL AND ALTERNATES REPORT TO YOUR EMERGENCY LOCATION. ALL OTHER PERSONNEL REPORT TO YOUR ASSIGNED ASSEMBLY AREA". (Provide instructions on routes or areas to avoid as appropriate).

- 4.3.1.6 Repeat the announcement in Step 4.3.1.5 over the Site Warning Siren/Public Address System.
- 4.3.1.7 Resound the accountability signal and repeat the announcement.
- 4.3.1.8 Ensure that actions of the appropriate recovery or casualty procedures have been implemented.
- 4.3.2 The Emergency Coordinator shall perform the following:
 - 4.3.2.1 Ensure activation of the satellite TSC in accordance with EPIP-11, "Technical Support Center/Satellite TSC Activation."
 - 4.3.2.2 Following accountability, and if conditions warrant, initiate EPIP-19, "Onsite Evacuation".
 - 4.3.2.3 Implement additional Emergency Plan Implementing Procedures according to the situation that resulted in the emergency being classified as a GENERAL EMERGENCY.
 - 4.3.2.4 Direct the Security Director to call in Onsite and Offsite Emergency Organization personnel by utilizing the appropriate computer call-out listing.
 - 4.3.2.5 Direct the STSC Communicator (or Government Liaison Engineer) to prepare Appendix D, "Follow-up Emergency Message Form" in accordance with instructions provided in Appendix F.
 - 4.3.2.6 Determine the need for offsite assistance. If assistance is necessary, direct the STSC Communicator (onshift) or Administrative and Logistics Coordinator to contact the required agency per EPIP-33, "Offsite Assistance".
 - 4.3.2.7 Reevaluate the emergency classification and perform licensee actions as conditions change by implementing procedure EPIP-02.

CONTROLLED DOCUMENT

PVNGS EMERGENCY PLAN IMPLEMENTING PROCEDURE	PROCEDURE NO. EPIP-06	
GENERAL EMERGENCY IMPLEMENTING ACTIONS	REVISION 8	Page 10 of 39

- 4.3.2.8 When the situation warrants downgrading from a GENERAL EMERGENCY, proceed to appropriate implementing and notification procedures and direct the Shift Supervisor to announce the downgrading over the public address system and inform the other Control Rooms.
- 4.3.2.9 The Emergency Coordinator shall complete checklist, Appendix I.
- 4.3.3 PVNGS Security, after being notified by the Emergency Coordinator or STSC Communicator that a General Emergency is in progress or has occurred, or has been terminated, shall complete Appendix B, "Emergency Notification Call List - PVNGS Security," and notify these individuals or departments of the situation.
- 4.3.4 Operations Support Center (OSC) Activation
- 4.3.4.1 The OSC Coordinator shall implement EPIP-12, "Operations Support Center Activation".
- 4.3.5 Emergency Operations Facility (EOF) Activation
- 4.3.5.1 The Emergency Operations Director shall implement procedure EPIP-13, "Emergency Operations Facility Activation".
- 4.3.6 Emergency Situation Terminated
- 4.3.6.1 The Shift Supervisor (or Emergency Coordinator ^{as a/n/y} or designee) shall sound the "All Clear" signal for approximately (1) minute, silence the signal, and provide the following announcements over the plant wide page (phone no.  8
- "ATTENTION ALL PERSONNEL. THE EMERGENCY
SITUATION DECLARED IN UNIT _____ HAS
NOW BEEN TERMINATED. (Provide special
instructions as necessary.)
- 4.3.6.2 Repeat the announcement in Step 4.3.6.1 over the Site Warning Siren/Public Address System. 8
- 4.3.6.3 Repeat signal and announcement once.
- 4.3.6.4 Direct the STSC Communicator (or Government Liaison Engineer) to fill out Appendix E, "Emergency Termination Message Form", per instructions provided in Appendix F.

CONTROLLED DOCUMENT

PVNGS EMERGENCY PLAN IMPLEMENTING PROCEDURE	PROCEDURE NO. EPIP-06	
GENERAL EMERGENCY IMPLEMENTING ACTIONS	REVISION 8	Page 11 of 39

4.3.6.5 Direct the STSC Communicator (or Government Liaison Engineer) to transmit the termination per Appendix A.

4.3.6.6 At close out or reduction of the GENERAL EMERGENCY classification, the S.S./E.C. shall notify PVNGS Compliance Dept. at ext. [REDACTED] or beeper no. [REDACTED] or [REDACTED] to provide written summary of the event to offsite authorities within eight (8) hours. S.S./E.C. shall provide shift logs, control room logs, etc. as requested by Compliance for preparation of the report.

4.3.7 Record Retention

4.3.7.1 Appendices A, B, C, D, E, I and J shall be turned over to the Emergency Planning Dept., mail station 6010 to ensure they are forwarded to DDC for proper storage in accordance with 9N219.05.00, "Document/Retord Turnover Control".

CONTROLLED DOCUMENT

CONTROLLED DOCUMENT

PVNGS EMERGENCY PLAN IMPLEMENTING PROCEDURE	PROCEDURE NO. EPIP-06	APPENDIX A. Page 1 of 1
GENERAL EMERGENCY IMPLEMENTING ACTIONS	REVISION 8	Page 12 of 39

AGENCY OR INDIVIDUAL	PRIMARY LINK	ALTERNATE LINK	EMERGENCY NOTIFICATION CALL LIST EMERGENCY COORDINATOR/STSC COMMUNICATOR	DATE/TIME	INITIAL	DATE/TIME	TERMINATION CALLER
Arizona Department of Public Safety	NAN	Radio System Channel 8 Frequency		/		/	
Maricopa County Sheriff's Office	NAN	Radio System Channel 8 Frequency		/		/	
Arizona Radiation Regulatory Agency	NAN	Radio System Channel 8 Frequency		/		/	
Arizona Division of Emergency Services	NAN	Radio System Channel 8 Frequency		/		/	
Maricopa County Department of Civil Defense and Emergency Services	NAN	Radio System Channel 8 Frequency		/		/	
PVNGS Security	NAN	Radio System Channel 8 Frequency		/		/	
Group Paging System #1	NAN	Radio System Channel 8 Frequency		/		/	
Group Paging System #2	NAN	Radio System Channel 8 Frequency		/		/	
PVNGS Plant Manager	NAN	Radio System Channel 8 Frequency		/		/	
Operations Manager	NAN	Radio System Channel 8 Frequency		/		/	
Dispatcher (SOC)	NAN	Radio System Channel 8 Frequency		/		/	
NCR Headquarters	NAN	Radio System Channel 8 Frequency		/		/	

See
PCN
#01

CONTROLLED DOCUMENT

PVNGS EMERGENCY PLAN IMPLEMENTING PROCEDURE				PROCEDURE NO. EPIP-06	APPENDIX A Page 1 of 1
GENERAL EMERGENCY IMPLEMENTING ACTIONS				REVISION 8	Page ^{12a} 1/2 of 39
AGENCY OR INDIVIDUAL	PRIMARY LINK	ALTERNATE LINK	ALTERNATE LINK EMERGENCY COORDINATOR/SISC COMMUNICATOR	INITIAL DATE/TIME	TERMINATION DATE/TIME
Arizona Department of Public Safety	NAN	Radio System Channel 8 Frequency		/	/
Maricopa County Sheriff's Office	NAN	Radio System Channel 8 Frequency		/	/
Arizona Radiation Regulatory Agency	NAN	Radio System Channel 8 Frequency		/	/
Arizona Division of Emergency Services	NAN	Radio System Channel 8 Frequency		/	/
Maricopa County Department of Civil Defense and Emergency Services	NAN	Radio System Channel 8 Frequency		/	/
PVNGS Security				/	/
Group Paging System #1				/	/
Group Paging System #2				/	/
PVNGS Plant Manager				/	/
Operations Manager				/	/
Dispatcher (SOC)				/	/
MCR Headquarters				/	/

PCN #02

CONTROLLED DOCUMENT

CONTROLLED DOCUMENT

PVNGS EMERGENCY PLAN IMPLEMENTING PROCEDURE	PROCEDURE NO. EPIP-06	APPENDIX A Page 1 of 1
GENERAL EMERGENCY IMPLEMENTING ACTIONS	REVISION 8	Page 126 of 39

AGENCY OR INDIVIDUAL	PRIMARY LINK	ALTERNATE LINK	EMERGENCY NOTIFICATION CALL LIST EMERGENCY COORDINATOR/SIC COMMUNICATOR	ALTERNATE LINK	INITIAL DATE/TIME	CALLER	TERMINATION DATE/TIME	CALLER
Arizona Department of Public Safety	NAN	Radio System Channel 8 Frequency			/		/	
Maricopa County Sheriff's Office	NAN	Radio System Channel 8 Frequency			/		/	
Arizona Radiation Regulatory Agency	NAN	Radio System Channel 8 Frequency			/		/	
Arizona Division of Emergency Services	NAN	Radio System Channel 8 Frequency			/		/	
Maricopa County Department of Civil Defense and Emergency Services	NAN	Radio System Channel 8 Frequency			/		/	
PVNGS Security					/		/	
Group Paging System #1					/		/	
Group Paging System #2					/		/	
PVNGS Plant Manager					/		/	
Operations Manager					/		/	
Manager *					/		/	
Maintenance Manager *					/		/	
Plant Services Manager					/		/	
Dispatcher (SOC)					/		/	
NCR Headquarters					/		/	

*Call these personnel in sequence until one of them is reached only if unable to contact
PVNGS Plant Manager or Operations Manager.

CONTROLLED DOCUMENT

PVNGS EMERGENCY PLAN IMPLEMENTING PROCEDURE	PROCEDURE NO.	APPENDIX B Page 1 of 1
	EGIP-06	
GENERAL EMERGENCY IMPLEMENTING ACTIONS	REVISION	
	8	Page 13 of 39

8

See
PCN
#01

EMERGENCY NOTIFICATION CALL LIST - PVNGS SECURITY

DEPARTMENT/INDIVIDUAL	PRIMARY LINK	ALTERNATE LINK	DATE/TIME	INITIAL	CALLER	DATE/TIME	TERMINATION	CALLER
Corporate Security			/			/		
Site Construction Security Office			/			/		
Nuclear Administration			/			/		
ANPP Communications*			/			/		
ANPP Site Construction Office*			/			/		
Bechtel Emergency Control Center			/			/		

*Available only during working hours.

CONTROLLED DOCUMENT

PVNGS EMERGENCY PLAN IMPLEMENTING PROCEDURE	PROCEDURE NO. EPIP-06	APPENDIX B Page 1 of 1
GENERAL EMERGENCY IMPLEMENTING ACTIONS	REVISION 8	Page ^{13a} 18 of 39

EMERGENCY NOTIFICATION CALL LIST - PVNGS SECURITY

DEPARTMENT/INDIVIDUAL	PRIMARY LINK	ALTERNATE LINK	DATE/TIME	INITIAL	DATE/TIME	TERMINATION	CALLER
Corporate Security			/		/		
Site Construction Security Office			/		/		
Nuclear Administration			/		/		
ANPP Communications*			/		/		
ANPP Site Construction Office*			/		/		
Bochtel Emergency Control Center			/		/		

*Available only during working hours.

7:10 PM

*Per
#1*

CONTROLLED DOCUMENT

PVNGS EMERGENCY PLAN IMPLEMENTING PROCEDURE	PROCEDURE NO. EPIP-06	APPENDIX C Page 1 of 1
GENERAL EMERGENCY IMPLEMENTING ACTIONS	REVISION 8	Page 14 of 39

INITIAL EMERGENCY MESSAGE FORM
NOTIFICATION OF UNUSUAL EVENT,
ALERT, SITE AREA EMERGENCY, OR GENERAL EMERGENCY

1. Verbatim text of Message: THIS IS (IS NOT) A DRILL!! (Circle One)
THIS IS PALO VERDE NUCLEAR GENERATING STATION (NOTIFICATION OF
UNUSUAL EVENT) (ALERT) (SITE AREA EMERGENCY) (GENERAL EMERGENCY)
(circle appropriate classification)

declared at _____ - _____ - Wind is from _____ degrees - At _____ mph.
(time) (date) (speed)

PALO VERDE AUTHENTICATOR _____

(authenticator letters)

2. This is _____, at the Palo Verde Nuclear Generating
Station (name/title)

3. (Circle One)

(a) There is NO, repeat NO, radioactive release taking place and no
special protective actions are recommended at this time.

OR

(b) There is NO, repeat NO, radioactive release in excess of
allowable operating limits and NO protective action
recommendations at this time.

OR

(c) There is NO, repeat NO, radioactive release taking place at this
time. However, the following protective actions are recommended.

Sectors

Distance (Miles)

OR

(d) A radioactive release IS, repeat IS, taking place. We recommend
that people in affected sectors remain indoors with windows and
doors closed.

Sectors

Distance (Miles)

OR

(e) A radioactive release IS, repeat IS, taking place. We recommend
that evacuation of affected sectors be considered.

Sectors

Distance (Miles)

4. THIS IS (IS NOT) A DRILL!! (Circle One)

Approved _____

CONTROLLED DOCUMENT

Date _____

Time _____

CONTROLLED DOCUMENT

PVNGS EMERGENCY PLAN IMPLEMENTING PROCEDURE	PROCEDURE NO. EPIP-06	APPENDIX D Page 1 of 3
GENERAL EMERGENCY IMPLEMENTING ACTIONS	REVISION 8	Page 15 of 39

FOLLOW-UP EMERGENCY MESSAGE FORM

1. Verbatim text of Message: THIS IS (IS NOT) A DRILL!! (Circle One)
THIS IS A PALO VERDE NUCLEAR GENERATING STATION follow-up information
message concerning the (NOTIFICATION OF UNUSUAL EVENT) (ALERT) (SITE
AREA EMERGENCY) (GENERAL EMERGENCY)
(circle appropriate classification)

declared at _____ - _____
(time) (date)
2. This is _____, at Palo Verde Nuclear Generating Station.
(name/title)
3. Brief description of the event _____

4. Meteorological Data
 - a. Wind direction from _____ (degrees) - at _____ miles per hour
(direction) (speed)

from _____ to _____
(sector) (sector)
 - b. Stability Class: A B C D E F G
(Circle One)
 - c. Precipitation Yes No
(Circle One)
5. Radiological Data
 - a. Radioactivity (check one)
() Has been released
() Has not been released

CONTROLLED DOCUMENT

PVNGS EMERGENCY PLAN IMPLEMENTING PROCEDURE	PROCEDURE NO. EPIP-06	APPENDIX D Page 2 of 3
GENERAL EMERGENCY IMPLEMENTING ACTIONS	REVISION 8	Page 16 of 39

5. b. Release Time _____

c. Reactor Trip Time _____

d. Location/Source of Release _____

6. Current Release Rates

a. I-131 Equivalent _____ Ci/second

b. Noble Gas _____ Ci/second

c. Particulates _____ Ci/second

7. Two-hour plume centerline projected dose at:

Distance	Sector	Whole Body Dose (REM)	Child Thyroid Dose Commitment (REM)
----------	--------	--------------------------	---

Site

Boundary

2 miles

5 miles

10 miles

8. Plume arrival time offsite:

_____ 2 mi

_____ 5 mi

_____ 10 mi

_____ Ruth Fisher School

_____ Arlington School

9. Estimated duration of release _____ minutes

CONTROLLED DOCUMENT

CONTROLLED DOCUMENT

PVNGS EMERGENCY PLAN IMPLEMENTING PROCEDURE	PROCEDURE NO. EPIP-06	APPENDIX D Page 3 of 3
GENERAL EMERGENCY IMPLEMENTING ACTIONS	REVISION 8	Page 17 of 39

10. The Following Emergency Measures Including Protective Actions are Recommended:

11. The Following Emergency Reponse Actions are Underway:

12. We Request the Following Onsite Support and Assistance from Offsite Sources:

13. Our Prognosis of the Emergency is that Conditions:

☐ Are Under Control
☐ Can Be Expected to Terminate Within ____ hours
☐ Are Worsening

14. Other Information:

15. THIS IS (IS NOT) A DRILL!! (Circle One)

CONTROLLED DOCUMENT

<p>PVNGS EMERGENCY PLAN IMPLEMENTING PROCEDURE</p>	<p>PROCEDURE NO. EPIP-06</p>	<p>APPENDIX E Page 1 of 1</p>
<p>GENERAL EMERGENCY IMPLEMENTING ACTIONS</p>	<p>REVISION 8</p>	<p>Page 18 of 39</p>

EMERGENCY TERMINATION MESSAGE FORM

1. Verbatim text of message: THIS IS (IS NOT) A DRILL!! (Circle One)
THIS IS PALO VERDE NUCLEAR GENERATING STATION. THE (NOTIFICATION OF
UNUSUAL EVENT) (ALERT) (SITE AREA EMERGENCY) (GENERAL EMERGENCY)
(circle appropriate classification) DECLARED

AT _____ (Time) - _____ (Date) HAS BEEN TERMINATED AT

(Time) (Date)

2. This is _____, at Palo Verde Nuclear Generating Station
(Name) (Date)

3. PALO VERDE AUTHENTICATOR _____
(Authenticator Letters)

Approved: _____
(SS/EC/EOD) _____ Date/Time _____

CONTROLLED DOCUMENT

PVNGS EMERGENCY PLAN IMPLEMENTING PROCEDURE	PROCEDURE NO. EPIP-06	APPENDIX F Page 1 of 3
GENERAL EMERGENCY IMPLEMENTING ACTIONS	REVISION 8	Page 19 of 39

INSTRUCTIONS FOR COMPLETING APPENDIX C, D OR E

1.0 INITIAL EMERGENCY MESSAGE FORM (APPENDIX C)

- 1.1 Fill in data required by steps 1 and 2 of Appendix C, "Initial Emergency Message Form". Obtain authenticator from the confidential envelope marked on the outside with the appropriate month and drill sequence number (if it is a drill).
- 1.2 Obtain from the Radiation Protection Monitor (onshift) or Radiological Assessment Coordinator (if EOF is activated) data required to complete step 3 of Appendix C.
- 1.3 Circle appropriate wording of step 4 of Appendix A.

NOTE

When the NAN ring button is pushed and it appears that all the receiving stations are on line, or, the ring has stopped, the PVNGS originating station shall initiate a roll call in the order listed below. (Consider the time of day.)

NOTE

If the NAN dedicated telephone fails, refer to Appendix G, "Notification Alert Network (NAN) Radio Backup", for instructions on using channel 8, KON-511, for notification.

- 1.4 By means of a single call on the Notification and Alert Net dedicated telephone, contact the following State/County agencies listed in Appendix A.

Duty Hours (8:00 a.m. to 5:00 p.m. Monday-Friday)

Maricopa County Sheriff's Office
Maricopa County Department of Civil Defense and Emergency Services
Arizona Department of Public Safety
Arizona Division of Emergency Services
Arizona Radiation Regulatory Agency

CONTROLLED DOCUMENT

CONTROLLED DOCUMENT

PVNGS EMERGENCY PLAN IMPLEMENTING PROCEDURE	PROCEDURE NO. EPIP-06	APPENDIX F Page 2 of 3
GENERAL EMERGENCY IMPLEMENTING ACTIONS	REVISION 8	Page 20 of 39

Off-Duty Hours (5:00 p.m. to 8:00 a.m., Monday-Friday, all day
Saturday, Sunday and holidays)

Maricopa County Sheriff's Office
Department of Public Safety

- 1.5 In the event that an offsite government agency (or agencies) does not answer the NAN phone or NAN backup radio during a test, drill or actual emergency, the Nuclear Operator (or STSC Communicator) shall notify the agency via regular PBX telephone (numbers listed in Appendix A).
- 1.6 When contact is made, the caller shall identify himself and request that the individuals obtain a copy of the Appropriate Emergency Message Form.
- 1.7 When each individual has obtained a copy, read the completed Emergency Message Form verbatim and request MCSO to read back verbatim. Perform warning point roll call.
- 1.8 Offer to repeat information and reiterate as necessary.

NOTE

To verify the group page activation, monitor the pager installed in the STSC. Be aware that as much as two (2) minutes may lapse between dial-up and the broadcast announcement.

- 1.9 Notify additional personnel as listed in Appendix A as necessary and inform them of the situation. Provide the following message for both Group Paging Systems Notification and Callout:

"THIS IS PVNGS, UNIT _____, CLASSIFICATION TWO,
PLEASE RESPOND APPROPRIATELY." (Repeat message
once).
- 1.10 If an individual requests information not contained in the Emergency Message Form, make reasonable efforts to obtain and give the information only after all initial notification have been made.
- 1.11 Contact the NRC via the Emergency Notification System (ENS) dedicated telephone within 60 minutes of declaring an emergency. If the ENS fails, use commercial phone or HPN phone as an alternate line.

CONTROLLED DOCUMENT

CONTROLLED DOCUMENT

PVNGS EMERGENCY PLAN IMPLEMENTING PROCEDURE	PROCEDURE NO. EPIP-06	APPENDIX F Page 3 of 3
GENERAL EMERGENCY IMPLEMENTING ACTIONS	REVISION 8	Page 21 of 39

1.12 When contact is made, the caller shall identify himself and read the completed Emergency Message Form verbatim (omit the Palo Verde Authenticator).

1.13 Offer to repeat information and reiterate as necessary.

2.0 FOLLOW-UP EMERGENCY MESSAGE FORM (APPENDIX D)

2.1 Fill in data required by steps 1-3 of Appendix D, "Follow-up Emergency Message Form".

NOTE

If the emergency is non-radiological in nature, steps 4-9 may be deleted.

2.2 Obtain from the Radiation Protection Monitor or the Radiological Assessment Coordinator (If EOF is activated) data required to complete steps 4-9.

2.3 Obtain from the Emergency Coordinator or the Technical Analysis Coordinator (If EOF is activated) data required to complete steps 10-14.

2.4 Circle appropriate wording in step 15.

2.5 Dispense information when asked by offsite agencies (NRC or ARRA).

3.0 EMERGENCY TERMINATION MESSAGE FORM (APPENDIX E)

3.1 Fill in data required by steps 1-3 at Appendix E, "Emergency Termination Message Form".

3.2 Obtain approval from SS/EC/EOD.

3.3 Transmit termination per Appendix A.

NOTE

To verify the group page activation, monitor the pager installed in the STSC. Be aware that as much as two (2) minutes may lapse between dial-up and the broadcast announcement.

3.4 When using the Group Paging Systems to announce event termination, use the following message:

CONTROLLED DOCUMENT

CANCEL RESPONSE TO EMERGENCY. PLEASE

CONTROLLED DOCUMENT

PVNGS EMERGENCY PLAN IMPLEMENTING PROCEDURE	PROCEDURE NO. EPIP-06	APPENDIX G Page 1 of 2
GENERAL EMERGENCY IMPLEMENTING ACTIONS	REVISION 8	Page 22 of 39

NOTIFICATION ALERT NETWORK (NAN) RADIO BACKUP Channel 8 - KON511

In case of failure of the NAN ringdown telephone, the NAN backup is Channel 8 on the PVNGS radio. FCC regulations require the Palo Verde Designator 'KON511' be used to precede and conclude all outgoing communications.

1. Take control of the radio channel by saying: "All stations this net," (Repeat) "All stations this net, this is K-O-N 5-1-1 Palo Verde. 5-1-1 Palo Verde to all 5-1-1 stations, stand by for Warning Point roll call."
2. Wait thirty seconds to allow the offsite agencies to get to their radios, then repeat the previous transmission.

NOTE

After 5 P.M. weekdays, all day Saturday, Sunday or holidays, Maricopa County Sheriff's Office (MCSO) and Department of Public Safety (DPS) will be the only agencies responding.

3. Initiate roll call of the offsite government agencies, allowing stations on the net to respond.
 - 3.1 "5-1-1 Palo Verde to 5-1-1 Maricopa County Sheriff's Office. Do you copy?"
Allow Response: "5-1-1 MCSO copies."
 - 3.2 "5-1-1 Palo Verde to 5-1-1 Maricopa County Department of Civil Defense & Emergency Services. Do you copy?" (MCDCE&ES)
Allow response: "5-1-1 Civil Defense copies."
 - 3.3 "5-1-1 Palo Verde to 5-1-1 Department of Public Safety. Do you copy?"
Allow response: "5-1-1 DPS copies."
 - 3.4 "5-1-1 Palo Verde to 5-1-1 Arizona Division of Emergency Services. Do you copy?"
Allow response: "5-1-1 ADES (State EOC) copies."
 - 3.5 "5-1-1 Palo Verde to 5-1-1 Arizona Radiation Regulatory Agency. Do you copy?"
Allow response: "5-11 ARRA copies."

CONTROLLED DOCUMENT

PVNGS EMERGENCY PLAN IMPLEMENTING PROCEDURE	PROCEDURE NO. EPIP-06	APPENDIX G Page 2 of 2
GENERAL EMERGENCY IMPLEMENTING ACTIONS	REVISION 8	Page 22 of 39

4. Upon completion of roll call, transmit the notification message verbatim. Take acknowledgement roll call, allowing MCSO to read the message back in its entirety, and provide assistance or clarification, as needed.
5. Upon completion of the second roll call, announce: "K-O-N 5-1-1 Palo Verde off." This is the required FCC sign-off.
6. Continue notification per Step 1.8 Appendix F.

CONTROLLED DOCUMENT

CONTROLLED DOCUMENT

PVNGS EMERGENCY PLAN IMPLEMENTING PROCEDURE	PROCEDURE NO. EPIP-06	APPENDIX H Page 1 of 2
GENERAL EMERGENCY IMPLEMENTING ACTIONS	REVISION 8	Page 24 of 39

PROTECTIVE ACTION RECOMMENDATIONS

Classification Category	Protective Actions Recommendations
1. A General Emergency has been declared if: (imminent/actual loss of physical control of the plant)	Consider a 2 mile precautionary evacuation.
2. A General Emergency has been declared and large amounts of fission products are in the containment atmosphere. The projected dose using containment area monitor readings is calculated to be: a) whole body > 5 rem b) thyroid > 25 rem	In addition to considering a 2 mile evacuation, consider a 5 mile downwind evacuation of potentially affected sectors.*
3. A General Emergency has been declared and containment failure leading to a direct atmospheric release is likely in the sequence but <u>not</u> imminent and large amounts of fission products in addition to noble gases are in the containment atmosphere. The projected dose using containment area monitor readings is calculated to be: a) whole body > 5 rem b) thyroid > 25 rem	In addition to considering a 2 mile 360° precautionary evacuation, consider a precau- tionary 360° evacuation to 5 miles and a downwind evacuation to 10 miles of potentially af- fected sectors. *
4. A General Emergency has been declared and large amounts of fission products other than noble gases in the containment atmosphere and containment <u>failure</u> is <u>judged imminent</u> . The projected dose using containment area monitor readings is calculated to be: a) whole body > 5 rems b) thyroid > 25 rems	In addition to considering a 2 mile 360° precautionary evacuation consider a precau- tionary 360° evacuation to 5 miles and a downwind evacuation to 10 miles of potentially af- fected sectors,* and consider shelter for areas where evacuation cannot be completed before the transport of activity to those areas. †

* Plume width is equal to 3 sigma y (as a minimum, the downwind sectors and adjacent sectors).

CONTROLLED DOCUMENT

PVNGS EMERGENCY PLAN IMPLEMENTING PROCEDURE	PROCEDURE NO. EPIP-06	APPENDIX H Page 2 of 2
GENERAL EMERGENCY IMPLEMENTING ACTIONS	REVISION 8	Page 25 of 39

PROTECTIVE ACTION RECOMMENDATIONS (CONT'D)

Classification Category	Protective Actions Recommendations
5. An actual release has occurred and the projected dose to individuals in the population is calculated to be: a) whole body ≥ 0.5 to < 1 rem b) thyroid ≥ 1.0 to < 5 rems	Recommend seeking shelter 360° for 2 miles and in affected sectors out to 10 miles.
6. An actual release has occurred and the projected dose to individuals in the population is calculated to be: a) whole body > 1 rem to ≤ 5 rems b) thyroid > 5 rems to ≤ 25 rems	Recommend a 360° evacuation for 2 miles and in affected sectors* out to 10 miles. Recommend seeking shelter 360° out to 10 miles.
7. An actual release has occurred and the projected dose to individuals in the population is calculated to be: a) whole body > 5 rems b) thyroid > 25 rems	Recommend a 360° evacuation for 5 miles and in affected sectors* out to 10 miles. Recommend seeking shelter 360° out to 10 miles.

* Plume width is equal to 3 sigma y (as a minimum, the downwind sector(s) and adjacent sectors).

CONTROLLED DOCUMENT

CONTROLLED DOCUMENT

PVNGS EMERGENCY PLAN IMPLEMENTING PROCEDURE	PROCEDURE NO. EPIP-06	APPENDIX I Page 1 of 12
GENERAL EMERGENCY IMPLEMENTING ACTIONS	REVISION 8	Page 26 of 39

CHECKLIST EMERGENCY COORDINATOR STSC ACTIVATED

POSITION FILLED BY:

- 1) PVNGS Plant Manager
- 2) Manager, Technical Support
- 3) Shift Supervisor

RESPONSIBILITY:

The individual onsite with the responsibility and authority to immediately and unilaterally initiate emergency actions, including providing notification and protective action recommendations to Governmental authorities responsible for implementing offsite emergency measures. Provide for the control and coordination of onsite emergency response.

NOTE

Refer to the following pages
per appropriate facility activation

<u>Facility Activated</u>	<u>Appendix I Page</u>
STSC	1 - 4
TSC	5 - 8
TSC/EOF	9 - 12

INITIAL RESPONSE

TIME/INITIALS

1. Receive notification from the Shift Supervisor and report to the Control Room of affected unit. _____
2. Provide site wide P.A. announcement or direct the Shift Supervisor to provide same per steps 4.3.1.5 and 4.3.1.6 of this procedure. *(This may be delegated.)* *as 9/2/85* _____
3. Review plant status, initiating event, corrective actions and emergency classification with the Shift Supervisor. _____
4. Assume the position of onshift Emergency Coordinator. _____
5. Activate the Satellite TSC per EPIP-11, "Technical Support Center/Satellite TSC Activation." _____
6. Commence notification process per Appendix F or direct STSC Communicator to do so. _____

- (1) Direct the Security Director to call in the PVNGS onsite and offsite Emergency Organization personnel

CONTROLLED DOCUMENT

PVNGS EMERGENCY PLAN IMPLEMENTING PROCEDURE	PROCEDURE NO. EPIP-06	APPENDIX I Page 2 of 12
GENERAL EMERGENCY IMPLEMENTING ACTIONS	REVISION 8	Page 27 of 39

CHECKLIST EMERGENCY COORDINATOR STSC ACTIVATED

SUBSEQUENT RESPONSE

TIME/INITIALS

7. Provide plant wide public address announcements where the STSC is activated. / 8
8. Verify personnel resources are on standby in the OSC.
9. Reevaluate the emergency classification as conditions change per EPIP-02, reclassify as necessary. /
10. As necessary, direct implementation of EPIP-23, "Fire Fighting" and EPIP-22, "Personnel Injury."
 - (1) For a fire, dispatch Fire Team and order the Security Director to contact the Bechtel or alternate offsite fire dept. for assistance (if required). /
 - (2) For personnel injury, contact the First Aid Station and inform them of the situation. Dispatch a First Aid Team, if necessary, and coordinate any required offsite assistance. /
11. Determine any additional protective action recommendations to be provided to state and county response agencies per EPIP-15, "Protective Action Guidelines." /
12. As appropriate, complete Follow-up Emergency Message Form. /
13. Determine need for offsite support and direct the STSC Communicator to call location(s) in EPIP-33, "Offsite Assistance" and arrange access with the Security Director per EPIP-24, "Security." /

Personnel Assembly and Accountability

14. Within 30 minutes of the accountability signal, receive a report on accountability in the protected area from the Security Director. /
15. Receive a report on site accountability later. /
16. Be prepared to implement EPIP-21, "Search and Rescue," by providing necessary data to the OSC Coordinator. /

CONTROLLED DOCUMENT

PVNGS EMERGENCY PLAN IMPLEMENTING PROCEDURE	PROCEDURE NO. EPIP-06	APPENDIX I Page 3 of 12
GENERAL EMERGENCY IMPLEMENTING ACTIONS	REVISION 8	Page 28 of 39

CHECKLIST EMERGENCY COORDINATOR STSC ACTIVATED

Emergency Exposures and KI

TIME/INITIALS

17. Per EPIP-18, "Emergency Exposure Guidelines," and as necessary, authorize emergency exposures. /
18. As necessary, authorize administration of KI per EPIP-26, "Potassium Iodide (KI) Administration" to emergency workers desiring to use it. Consult with the Radiation Protection Monitor. /

TSC Activation and Transfer of Authority

19. When relieved by the onsite Emergency Coordinator provide a briefing and transfer responsibilities. /

OSC Activation

20. If a release is occurring, consult EPIP-12, "Operations Support Center Activation," to determine habitability of primary OSC. /
21. If uninhabitable, direct the OSC Coordinator to relocate staff and equipment/supplies to the alternate OSC (Service Building). If this is also uninhabitable, direct the OSC Coordinator to relocate to a protected area (Control Room/STSC, TSC or EOF). /

Security

22. As necessary, implement EPIP-24, "Security," and order the Security Director to limit access to the station, contact Maricopa County Sheriff's Office for assistance in controlling site access, and arrange access for necessary personnel not on the Emergency Personnel Access List and/or not having access to the protected area via card-key system. /
23. Ensure the Security Director is appraised of offsite assistance requests to arrange access. /
24. Determine needs, consult with staff, authorize reentry per EPIP-25, "Reentry for Emergency Operations." /

CONTROLLED DOCUMENT

CONTROLLED DOCUMENT

PVNGS EMERGENCY PLAN IMPLEMENTING PROCEDURE	PROCEDURE NO. EPIP-06	APPENDIX I Page 4 of 12
GENERAL EMERGENCY IMPLEMENTING ACTIONS	REVISION 8	Page 29 of 39

CHECKLIST EMERGENCY COORDINATOR STSC ACTIVATED

Assessment Actions

TIME/INITIALS

25. Ensure that the Radiation Protection Monitor or is obtaining needed data using EPIP-14A, "Release Rate Determination," EPIP-14B, "Initial Dose Assessment," EPIP-16, "Inplant Surveys and Sampling" and EPIP-17, "Onsite/Offsite Surveys and Sampling."

_____ / _____

Protective Actions

26. Continue to evaluate the need for providing any additional protective action recommendations.
27. Determine need for early dismissal/evacuation of non-essentials per EPIP-19, "Onsite Evacuation."
28. Establish evacuation order, offsite reassembly area, evacuation route and inform the Security Director.
29. Order evacuation signal when the Security Director reports that preparations are complete.

_____ / _____

_____ / _____

_____ / _____

_____ / _____

Event Termination or Reduction

30. Contact PVNGS Compliance at Ext. [REDACTED] or beeper No. [REDACTED] to provide written summary within 8 hours to offsite authorities. Provide documentation as requested.

_____ / _____

8

Performed By _____
Signature

Date _____

CONTROLLED DOCUMENT

CONTROLLED DOCUMENT

PVNGS EMERGENCY PLAN IMPLEMENTING PROCEDURE	PROCEDURE NO. EPIP-06	APPENDIX I Page 5 of 12
GENERAL EMERGENCY IMPLEMENTING ACTIONS	REVISION 8	Page 30 of 39

CHECKLIST EMERGENCY COORDINATOR TSC ACTIVATED

INITIAL RESPONSE

TIME/INITIALS

1. Receive notification from the onshift Emergency Coordinator and report to the TSC. Upon arrival, sign in on the TSC Staffing Board
2. Receive a briefing from the onshift Emergency Coordinator and assume responsibilities.
3. Brief TSC staff and evaluate adequacy of TSC activation.
4. Declare the TSC operational and inform the STSC, Control Rooms, OSC, EOF, ANPP Site Construction Office, Bechtel Emergency Control Center and PVNGS Security via site wide P.A. announcement. This notification may be delegated to the Information Monitor in the TSC.
5. As necessary continue with or commence notification process per Appendix F or direct the STSC Communicator to do so.
6. Verify personnel resources are on standby in the OSC.

SUBSEQUENT RESPONSE

7. Reevaluate the emergency classification as conditions change per EPIP-02 "Emergency Classification," reclassify as necessary.
8. As necessary, direct implementation of EPIP-23, "Fire Fighting" and EPIP-22, "Personnel Injury."

CONTROLLED DOCUMENT

CONTROLLED DOCUMENT

PVNGS EMERGENCY PLAN IMPLEMENTING PROCEDURE	PROCEDURE NO. EPIP-06	APPENDIX I Page 6 of 12
GENERAL EMERGENCY IMPLEMENTING ACTIONS	REVISION 8	Page 31 of 39

CHECKLIST EMERGENCY COORDINATOR TSC ACTIVATED

- | | <u>TIME/INITIALS</u> |
|--|----------------------|
| (1) For a fire, dispatch Fire Team and order the Security Director to contact the Bechtel or alternate offsite fire department for assistance (if required). | / |
| (2) For personnel injury, contact the First Aid Station and inform them of the situation. Dispatch a First Aid Team, if necessary, and coordinate any required offsite assistance. | / |
| 9. Determine any additional protective action recommendations to be provided to state and county response agencies per EPIP-15, "Protective Action Guidelines." | / |
| 10. As appropriate, complete Follow-up Emergency Message Form. | / |
| 11. Determine the need for offsite support and direct the STSC Communicator to call location(s) in EPIP-33, "Offsite Assistance," arrange access with the Security Director per EPIP-24, "Security". | / |
| <u>Personnel Assembly and Accountability</u> | |
| 12. Within 30 minutes of the accountability signal, receive a report on accountability in the protected area from the Security Director. | / |
| 13. Receive a report on site accountability later. | / |
| 14. Be prepared to implement EPIP-21, "Search and Rescue," by providing necessary data to the OSC Coordinator (via Emergency Maintenance Coordinator). | / |
| <u>Emergency Exposures and KI</u> | |
| 15. Per EPIP-18, "Emergency Exposure Guidelines," and as necessary, authorize emergency exposures. | / |

CONTROLLED DOCUMENT

CONTROLLED DOCUMENT

PVNGS EMERGENCY PLAN IMPLEMENTING PROCEDURE	PROCEDURE NO. EPIP-06	APPENDIX I Page 7 of 12
GENERAL EMERGENCY IMPLEMENTING ACTIONS	REVISION 8	Page 32 of 39

CHECKLIST EMERGENCY COORDINATOR TSC ACTIVATED

TIME/INITIALS

16. As necessary, authorize administration of KI per EPIP-26 to emergency workers desiring to use it. Consult with the Radiological Protection Coordinator.

OSC Activation

17. If a release is occurring, consult EPIP-12, "Operations Support Center Activation," to determine habitability of the primary OSC.
18. If uninhabitable, direct the OSC Coordinator to relocate staff and equipment/supplies to the alternate OSC (service Building). If this is also uninhabitable, direct the OSC Coordinator to relocate to a protected area (control room/STSC, TSC or EOF).

EOF Activation

19. Per EPIP-13, "Emergency Operations Facility Activation," brief the Emergency Operations Director and transfer the responsibilities for notifications and protective action recommendations.

Security

20. As necessary, implement EPIP-24, "Security," and order the Security Director to limit access to the station, contact Maricopa County Sheriff's Office for assistance in controlling site access, and arrange access for necessary personnel not on the Emergency Personnel Access List and/or not having access to the protected area via card-key system.
21. Ensure the Security Director is appraised of offsite assistance requests to arrange access.

Corrective Actions

22. Determine needs, consult with staff, authorize reentry per EPIP-25, "Reentry for Emergency Operations."

CONTROLLED DOCUMENT

CONTROLLED DOCUMENT

PVNGS EMERGENCY PLAN IMPLEMENTING PROCEDURE	PROCEDURE NO. EPIP-06	APPENDIX I Page 8 of 12
GENERAL EMERGENCY IMPLEMENTING ACTIONS	REVISION 8	Page 33 of 39

CHECKLIST EMERGENCY COORDINATOR TSC ACTIVATED

TIME/INITIALS

Assessment Actions

23. Ensure that the Radiological Protection Coordinator is obtaining needed data using EPIP-14A, "Release Rate Determination," EPIP-14B, "Initial Dose Assessment," EPIP-16, "Implant Surveys and Sampling" and EPIP-17, "Onsite/Offsite Surveys and Sampling."

_____ / _____

Protective Actions

24. Continue to evaluate the need for providing any additional protective action recommendations.
25. Determine the need for early dismissal/evacuation of non-essentials per EPIP-19, "Onsite Evacuation."
26. Establish evacuation order, offsite reassembly area, evacuation route and inform the Security Director.
27. Order evacuation signal when the Security Director reports that preparations are complete.

_____ / _____

_____ / _____

_____ / _____

_____ / _____

Recovery

28. After the EOF is activated, consult with the Emergency Operations Director concerning implementing EPIP-31, "Recovery."

_____ / _____

Event Termination or Reduction

29. Contact PVNGS Compliance at Ext. [REDACTED] or beeper no. [REDACTED] to provide written summary within 8 hours to offsite authorities. Provide documentation as requested.

_____ / _____

Performed By _____
Signature

Date _____

CONTROLLED DOCUMENT

CONTROLLED DOCUMENT

PVNGS EMERGENCY PLAN IMPLEMENTING PROCEDURE	PROCEDURE NO. EPIP-06	APPENDIX I Page 9 of 12
GENERAL EMERGENCY IMPLEMENTING ACTIONS	REVISION 8	Page 34 of 39

CHECKLIST EMERGENCY COORDINATOR TSC and EOF ACTIVATED

INITIAL RESPONSE

TIME/INITIALS

1. Receive notification from the onshift Emergency Coordinator and report to TSC. Upon arrival, sign in on the TSC Staffing Board. /
2. Receive a briefing from the onshift Emergency Coordinator and assume responsibilities. /
3. Brief TSC staff and evaluate adequacy of TSC activation. /
4. Declare the TSC operational and inform the STSC, Control Rooms, OSC, EOF, ANPP Site Construction Office, Bechtel Emergency Control Center and PVNGS Security via site wide P.A. Announcement. This notification may be delegated to the Information Monitor in the TSC. /
5. Per EPIP-13, "Emergency Operations Facility Activation," brief the Emergency Operations Director and transfer the responsibilities for notifications and protective action recommendations. /
6. Verify personnel resources are on standby in the OSC. /

SUBSEQUENT RESPONSE

7. Reevaluate the emergency as conditions change per EPIP-02, "Emergency Classification," reclassify as necessary. /
8. As necessary, direct implementation of EPIP-23, "Fire Fighting" and EPIP-22, "Personnel Injury." /
 - (1) For a fire, dispatch Fire Team and order the Security Director to contact the Bechtel or alternate offsite fire department for assistance (if required). /
 - (2) For personnel injury, contact the First Aid Station and inform them of the situation. Dispatch a First Aid Team, if necessary, and coordinate any required offsite assistance. /

CONTROLLED DOCUMENT

CONTROLLED DOCUMENT

PVNGS EMERGENCY PLAN IMPLEMENTING PROCEDURE	PROCEDURE NO. EPIP-06	APPENDIX I Page 10 of 12
GENERAL EMERGENCY IMPLEMENTING ACTIONS	REVISION 8	Page 35 of 39

CHECKLIST EMERGENCY COORDINATOR TSC and EOF ACTIVATED

TIME/INITIALS

9. Determine the need for offsite support and direct the STSC Communicator to call location(s) in EPIP-33, "Offsite Assistance," arrange access with the Security Director per EPIP-24, "Security," and coordinate with the Administrative and Logistics Coordinator at the EOF.

_____/____

Personnel Assembly and Accountability

10. Within 30 minutes of the accountability signal, receive a report on accountability in the protected area from the Security Director.
11. Receive a report on site accountability later.
12. Be prepared to implement EPIP-21, "Search and Rescue," by providing necessary data to the OSC Coordinator (via Emergency Maintenance Coordinator).

_____/____

_____/____

_____/____

Emergency Exposures and KI

13. Per EPIP-18, "Emergency Exposure Guidelines," and as necessary, authorize emergency exposures.
14. As necessary, authorize administration of KI per EPIP-26 to emergency workers desiring to use it. Consult with the Radiological Protection Coordinator.

_____/____

_____/____

OSC Activation

15. If a release is occurring, consult EPIP-12, "Operations Support Center Activation," to determine habitability of primary OSC.
16. If uninhabitable, direct the OSC Coordinator to relocate staff and equipment/ supplies to the alternate OSC (Service Building). If this is also uninhabitable, direct the OSC Coordinator to relocate to a protected area (Control Room/STSC, TSC or EOF).

_____/____

_____/____

CONTROLLED DOCUMENT

CONTROLLED DOCUMENT

PVNGS EMERGENCY PLAN IMPLEMENTING PROCEDURE	PROCEDURE NO. EPIP-06	APPENDIX I Page 11 of 12
GENERAL EMERGENCY IMPLEMENTING ACTIONS	REVISION 8	Page 36 of 39

CHECKLIST EMERGENCY COORDINATOR TSC and EOF ACTIVATED

	<u>TIME/INITIALS</u>
<u>Security</u>	
17. As necessary, implement EPIP-24, "Security," and order the Security Director to limit access to the station, contact Maricopa County Sheriff's Office for assistance in controlling site access, and arrange access for necessary personnel not on the Emergency Personnel Access List and/or not having access to the protected area via card-key system.	<u> / </u>
18. Ensure the Security Director is appraised of offsite assistance requests to arrange access.	<u> / </u>
<u>Corrective Actions</u>	
19. Determine needs, consult with staff, authorize reentry per EPIP-25, "Reentry for Emergency Operations."	<u> / </u>
<u>Assessment Actions</u>	
20. Ensure that the Radiological Protection Coordinator is obtaining needed data using EPIP-14A, "Release Rate Determination," EPIP-14B, "Initial Dose Assessment," EPIP-16, "Implant Surveys and Sampling" and EPIP-17, "Onsite/Offsite Surveys and Sampling."	<u> / </u>
<u>Protective Actions</u>	
21. Determine the need for early dismissal/evacuation of non-essentials per EPIP-19, "Onsite Evacuation."	<u> / </u>
22. Establish evacuation order, offsite reassembly area, evacuation route and inform the Security Director.	<u> / </u>
23. Order evacuation signal when the Security Director report that preparations are complete.	<u> / </u>

CONTROLLED DOCUMENT

CONTROLLED DOCUMENT

PVNGS EMERGENCY PLAN IMPLEMENTING PROCEDURE	PROCEDURE NO. EPIP-06	APPENDIX I Page 12 of 12
GENERAL EMERGENCY IMPLEMENTING ACTIONS	REVISION 8	Page 37 of 39

CHECKLIST
EMERGENCY COORDINATOR
TSC and EOF ACTIVATED

Recovery

TIME/INITIALS

24. Consult with the Emergency Operations Director concerning implementing EPIP-31, "Recovery."

_____ / _____

Event Termination or Reduction

25. Contact PVNGS Compliance at Ext. [REDACTED] or beeper No. [REDACTED] to provide written summary within 8 hours to offsite authorities. Provide documentation as requested.

_____ / _____

Performed By _____
Signature

Date _____

8

CONTROLLED DOCUMENT

PVNGS EMERGENCY PLAN IMPLEMENTING PROCEDURE	PROCEDURE NO. EPIP-06	APPENDIX J Page 1 of 3
GENERAL EMERGENCY IMPLEMENTING ACTIONS	REVISION 8	Page 38 of 39

STSC COMMUNICATOR CHECK LIST

POSITION FILLED BY: Nuclear Operator from affected unit.

RESPONSIBILITY Initiate the notification process as directed by the onshift Emergency Coordinator. Ensure operability of communications equipment. Maintain communications logbook.

IMMEDIATE ACTIONS

TIME/INITIALS

STSC Activation

1. Report to the STSC upon notification.

/

Notification of ALERT, SITE AREA EMERGENCY, GENERAL EMERGENCY

2. Complete the initial Emergency Message Form as directed by the Onshift Emergency Coordinator or Shift Supervisor.
3. Initiate notification process as directed by the Emergency Coordinator (or Shift Supervisor in his absence).
4. Inform the Emergency Coordinator when initial notifications are complete.
5. Contact the Security Director and inform him to call in additional personnel if so directed by the Emergency Coordinator.
6. Prepare the Follow-up Emergency Message Form as directed by the Emergency Coordinator.
- *7. Provide follow-up information when requested by the State/County agencies.
- *8. Maintain records of communications received or transmitted offsite.

/

/

/

/

/

/

/

*Continuing Activity

CONTROLLED DOCUMENT

3

3

3

3

3

- 3

3

- 3

3

3

3

CONTROLLED DOCUMENT

ASSIGNED COPY

PVNGS

8-9A

PALO VERDE NUCLEAR GENERATING STATION

PROCEDURE CHANGE NOTICE

PAGE 1 of 1

INTENT CHANGE: NO
YES

1. PROCEDURE TITLE Emergency Equipment and Supplies Inventory
2. PROCEDURE NUMBER EPIP-38 REV. 7 PCN 1
- 2a. Manager concurrence to exceed 5 PCNs N/A DATE _____
3. REASON FOR PCN: To close out CAR # CA85-0174 and to correct typos found in Appendix H, page 3 of 3.
4. EXPIRATION: Next Revision
5. AFFECTED STEPS:
Section 4, Step 4.1.1 - Page 6a
Section 4, Step 4.1.2 - Page 6
Appendix H, Page 3 of 3
CHANGE REQUIRED:
Delete Page 6; Insert 6a
Delete Page 28; Insert Page 28a
6. PREPARED BY: Herald A. Amiele 11/5/85
SIGNATURE DATE
ENTERED IN PROCEDURE BY: _____
SIGNATURE DATE
7. TEMPORARY APPROVAL: N/A
SIGNATURE DATE
8. DEPT. MANAGER: X Dennis J. [Signature] 11/6/85
SIGNATURE DATE
9. PRB/PRG/TRRG: [Signature] 11/13/85
SIGNATURE DATE
10. APPROVED BY: [Signature] 11/15/85
DEPARTMENT MANAGER'S SIGNATURE DATE
11. DATE EFFECTIVE: 11/15/85

CONTROLLED DOCUMENT

CONTROLLED DOCUMENT

PVNGS EMERGENCY PLAN IMPLEMENTING PROCEDURE	PROCEDURE NO. EPIP-38	
EMERGENCY EQUIPMENT AND SUPPLIES INVENTORY	REVISION 7	Page 1 of 40

ASSIGNED COPY

PVNGS # 8-9A

DEPT. HEAD

Dennis S. Graw

DATE

9/14/85

PRB/PRG/TRRG REVIEW

[Signature]

DATE

9/25/85

APPROVED BY

[Signature]

DATE

9/27/85

EFFECTIVE DATE

09-2-85

DN-1670A/0196A

CONTROLLED DOCUMENT

CONTROLLED DOCUMENT

PVNGS EMERGENCY PLAN IMPLEMENTING PROCEDURE	PROCEDURE NO. EPIP-38	
EMERGENCY EQUIPMENT AND SUPPLIES INVENTORY	REVISION 7	Page 2 of 40

REVISION HISTORY

Rev. No.	Date	Revised Pages	Comments
<u>5</u>	<u>1/30/85</u>	<u>5,7,21,28,30</u>	<u>Incorporation of PCN #01</u>
		<u>32,33,35</u>	<u>of Rev. 4, QA comments.</u>
			<u>Deleted quarters and added</u>
			<u>inventory schedule.</u>
<u>6</u>	<u>6/19/85</u>	<u>3,5,6,7,11,</u>	<u>Revised to include new</u>
		<u>12,16,17,18,</u>	<u>Appendices for U/II; Updated</u>
		<u>25,33,35,40</u>	<u>references and use of in</u>
			<u>procedure; Changed inven-</u>
			<u>tory schedule to reflect</u>
			<u>new Appendices.</u>
<u>7</u>	<u>09-20-85</u>	<u>5,6,7,8</u>	<u>REVISED TO INCLUDE</u>
		<u>9,10,11,12,13,</u>	<u>COMMENTS FROM QA AND</u>
		<u>15,16,18,19,20,</u>	<u>TO PROVIDE MORE</u>
		<u>21,22,23,24,</u>	<u>COMPLETE SIGN-OFF AND</u>
		<u>25,26,28,29,</u>	<u>MORE DETAILED INVENTORY</u>
		<u>30,31,32,33,34</u>	<u>INTERPRETATION</u>
		<u>35,36,37,38,39</u>	

CONTROLLED DOCUMENT

PVNGS EMERGENCY PLAN IMPLEMENTING PROCEDURE	PROCEDURE NO. EPIP-38	
EMERGENCY EQUIPMENT AND SUPPLIES INVENTORY	REVISION 7	Page 3 of 40

TABLE OF CONTENTS

<u>SECTION</u>	<u>PAGE NUMBER</u>
1.0 OBJECTIVE	5
2.0 REFERENCES	5
3.0 LIMITATIONS AND PRECAUTIONS	5
4.0 DETAILED PROCEDURE	6
4.1 Personnel Indoctrination/Responsibilities	6
4.2 Prerequisites	6
4.3 Instructions	6

APPENDICES

Appendix A - Emergency Storage at Unit One CR/STSC	9
Appendix B - Emergency Storage at Unit Two CR/STSC	11
Appendix C - Emergency Storage at Unit One OSC	13
Appendix D - Emergency Storage at Unit Two OSC	16
Appendix E - Emergency Storage at Service Building	19
Appendix F - Emergency Storage at TSC	22
Appendix G - Emergency Storage at EOF	24
Appendix H - Emergency Vehicle Supply Inventory	26
Appendix I - Maryvale Samaritan Hospital Emergency Kit	29
Appendix J - Good Samaritan Hospital Emergency Kit	30
Appendix K - PVNGS Ambulance Emergency Kit	31
Appendix L - Offsite Ambulance Emergency Kit	32
Appendix M - Offsite Survey Team Emergency Kit A	33

CONTROLLED DOCUMENT

PVNGS EMERGENCY PLAN IMPLEMENTING PROCEDURE	PROCEDURE NO. EPIP-38	
EMERGENCY EQUIPMENT AND SUPPLIES INVENTORY	REVISION 7	Page 4 of 40

APPENDICES (Cont'd)

	<u>PAGE NUMBER</u>
Appendix N - Offsite Survey Team Emergency Kit B	35
Appendix O - Emergency Onsite Evacuation Decontamination Kit	37
Appendix P - Offsite Decontamination Kit	38
Appendix Q - Emergency Equipment and Supplies Inventory Schedule	40

CONTROLLED DOCUMENT

PVNGS EMERGENCY PLAN IMPLEMENTING PROCEDURE	PROCEDURE NO. EPIP-38	
EMERGENCY EQUIPMENT AND SUPPLIES INVENTORY	REVISION 7	Page 5 of 40

1.0 OBJECTIVE

- 1.1 To provide a means of assuring the operational readiness and availability of equipment required for implementation of the PVNGS Emergency Plan.

2.0 REFERENCES

2.1 Implementing References

- 2.1.1 9N219.05.00, "Document/Record Turnover Control" | 7
- 2.1.2 75PR-0ZZ02, "Respiratory Protection Program"
- 2.1.3 75RP-9XC04, "Control of Radiation Protection Instrumentation"

2.2 Developmental References

- 2.2.1 NUREG 0654, Rev. 1, "Criteria for Preparation and Evaluation of Radiological Emergency Response Plans and Preparedness in Support of Nuclear Power Plants"
- 2.2.2 NUREG 0696, Feb. 1981, "Functional Criteria for Emergency Response Facilities"
- 2.2.3 PVNGS Emergency Plan, Rev. 6. | 7

3.0 LIMITATIONS AND PRECAUTIONS

- 3.1 First-Aid equipment and supplies shall be maintained under the direction of the Safety Director.
- 3.2 Equipment and supplies utilized on a daily basis but which may be used during an emergency shall be maintained through existing surveillance procedures.

CONTROLLED DOCUMENT

PVNGS EMERGENCY PLAN IMPLEMENTING PROCEDURE	PROCEDURE NO. EPIP-38	
EMERGENCY EQUIPMENT AND SUPPLIES INVENTORY	REVISION 7	Page 6 of 40

4.0 DETAILED PROCEDURE

4.1 Personnel Indoctrination/Responsibilities

4.1.1 In order to insure the availability of equipment which may be required during the course of an emergency at PVNGS, the Site Emergency Planning Supervisor or his designee shall be responsible for conducting a quarterly inventory of emergency equipment and supplies. In addition, an inventory shall be conducted within five (5) working days after any drill using emergency equipment and/or supplies. Also, an inventory shall be conducted within five (5) working days after any classified emergency has been terminated.

4.1.2 After termination of a drill/exercise or actual emergency, perform a walkdown of the kits to determine usage during the event. If no kits were utilized, record the results of the walkdown on a memo-to-file. Only those kits utilized during the drill or the emergency shall be subject to an inventory.

4.2 Prerequisites

NONE

4.3 Instructions

4.3.1 Dedicated emergency equipment and supplies located in the emergency lockers shall be inventoried quarterly, after each drill and after termination of a classified emergency. Emergency lockers/kits are maintained at the following locations:

- (1) Control Room/STSC of each unit
- (2) Operations Support Center (OSC) of each unit
- (3) Service Building (alternate OSC)
- (4) TSC
- (5) EOF (Command Center)
- (6) Emergency Vehicle
- (7) Maryvale Samaritan Hospital
- (8) Security Building
- (9) Annex Building, Security Desk
- (10) PVNGS Ambulance
- (11) Good Samaritan Hospital

4.3.2 Quarterly inventories shall be conducted as designated by the schedule in Appendix Q.

CONTROLLED DOCUMENT

PVNGS EMERGENCY PLAN IMPLEMENTING PROCEDURE	PROCEDURE NO. EPIP-38	
EMERGENCY EQUIPMENT AND SUPPLIES INVENTORY	REVISION 7	Page ^{6a} of 40

4.0 DETAILED PROCEDURE

4.1 Personnel Indoctrination/Responsibilities

4.1.1 In order to insure the availability of equipment which may be required during the course of an emergency at PVNGS, the Site Emergency Planning Supervisor or his designee shall be responsible for conducting a quarterly inventory of emergency equipment and supplies. ~~In addition, an inventory shall be conducted within five (5) working days after any drill using emergency equipment and/or supplies. Also an inventory shall be conducted within five (5) working days after any classified emergency has been terminated.~~

4.1.2 ^{Within one (1) working day after} ~~After~~ termination of a drill/exercise or actual emergency, perform a walkdown of the kits to determine usage during the event. If no kits were utilized, record the results of the walkdown on a memo-to-file. Only those kits utilized during the drill or the emergency shall be subject to an inventory.

4.2 Prerequisites

NONE

4.3 Instructions

4.3.1 Dedicated emergency equipment and supplies located in the emergency lockers shall be inventoried quarterly, after each drill and after termination of a classified emergency. Emergency lockers/kits are maintained at the following locations:

- (1) Control Room/STSC of each unit
- (2) Operations Support Center (OSC) of each unit
- (3) Service Building (alternate OSC)
- (4) TSC
- (5) EOF (Command Center)
- (6) Emergency Vehicle
- (7) Maryvale Samaritan Hospital
- (8) Security Building
- (9) Annex Building, Security Desk
- (10) PVNGS Ambulance
- (11) Good Samaritan Hospital

4.3.2 Quarterly inventories shall be conducted as designated by the schedule in Appendix Q.

CONTROLLED DOCUMENT

PVNGS EMERGENCY PLAN IMPLEMENTING PROCEDURE	PROCEDURE NO. EPIP-38	
EMERGENCY EQUIPMENT AND SUPPLIES INVENTORY	REVISION 7	Page 7 of 40

- 4.3.3 Inventory is accomplished by the Emergency Planning Group utilizing Appendices A through P. Each appendix contains the designated equipment for a specified emergency storage location.
- 4.3.3.1 All blanks shall be filled on each appendix when inventoried except when that item is missing or deficient.
- 4.3.3.2 If any item is missing or deficient, the inventory shall be left open until the item is replaced or until the conditions of steps 4.3.7 and/or 4.3.8. and/or 4.3.9 are met.
- 4.3.3.3 When the conditions of 4.3.7 and/or 4.3.8 and/or 4.3.9 are met, the inventory shall be closed (signed off). When the replacement equipment/materials, etc. are available, a second inventory shall be preformed to document the inclusion of the replacement items. This second inventory shall list only the replacement item.
- 4.3.3.4 If the shelf life of the battery as indicated by the manufacturer has expired, replace the battery.
- 4.3.3.5 If no shelf life is indicated, obtain a battery tester from the Radiation Protection Instrument Calibration Group and test the battery. If the battery output falls in the red band of the tester, discard it and replace with a new battery.
- 4.3.4 Instruments and communications equipment stored in the emergency lockers shall be tested quarterly and after each use. Calibration of radiation survey instruments shall be conducted by the Radiation Protection Section and at intervals established by the Radiation Protection Section.
- 4.3.5 Respirators and respiratory protection equipment shall be maintained by the Radiation Protection Support Group. Repair, replacement, change-out shall be performed at intervals established per 75PR-0ZZ02, "Respiratory Protection Program."
- 4.3.6 Emergency Planning Group shall coordinate with Radiation Protection to ensure that in each emergency kit each type of personal dosimetry (i.e., 0-200 mR pocket dosimeters, 0-1R pocket dosimeters, alarming dosimeters) should have the same calibration due date.

CONTROLLED DOCUMENT

PVNGS EMERGENCY PLAN IMPLEMENTING PROCEDURE	PROCEDURE NO. EPIP-38	
EMERGENCY EQUIPMENT AND SUPPLIES INVENTORY	REVISION 7	Page 8 of 40

- 4.3.7 All radiac instruments, other than air samplers, shall be reviewed as to their calibration due dates each inventory per Appendix Q. Any instrument found to have a calibration due date in the three (3) months following the inventory shall be pulled from service. Any instrument pulled from service, out of calibration, or otherwise inoperable shall be handled in accordance with 75RP-9XC04, "Control of Radiation Protection Instrumentation" and replaced the same day. If the Radiation Protection Support Group does not have a same day replacement, it shall be noted on the inventory and shall be entered on the Emergency Planning Action Item List (EPAIL) as a deficiency and R.P. Support notified immediately.
- 4.3.8 All air samplers shall be exchanged every two (2) months. Those exchanged shall be replaced the same day. If Radiation Protection Support Group does not have a same day replacement it shall be listed as a deficiency on EPAIL, and R.P. Support notified immediately.
- 4.3.9 Materials and supplies, other than radiac instruments, found to be deficient or missing shall be replaced in a timely manner (Generally within 5 working days). Materials/supplies that must be purchased (i.e., Purchase Request, R.O.S., etc.) shall be noted in the comments section of the appropriate appendix. The specific P.R. or R.O.S. should be tracked via normal purchasing group/warehouse methods.
- 4.3.10 Records of the inventory and checks of emergency equipment shall be transmitted to DDC by the Supervisor, Site Emergency Planning as per 9N219.05.00, "Document/Record Turnover Control", with a copy forwarded to the Manager, Emergency Planning.
- 4.3.11 Calibration records of radiation survey instruments shall be maintained by the Radiation Protection Section.

CONTROLLED DOCUMENT

PVNGS EMERGENCY PLAN IMPLEMENTING PROCEDURE	PROCEDURE NO. EPIP-38	APPENDIX A Page 1 of 2
EMERGENCY EQUIPMENT AND SUPPLIES INVENTORY	REVISION 7	Page 9 of 40

EMERGENCY STORAGE AT UNIT ONE CR/STSC

_____ Scheduled _____
 _____ Other _____

Date Inventory Started _____
 Date Inventory Completed _____

		<u>SERIAL NUMBER</u>	<u>DATE/INITIALS</u>	<u>CALIBRATION DUE DATE</u>	<u>BATTERY RECHARGE/ REPLACEMENT</u>
1	Frisker w/probe	_____	____/____	_____	_____
1	Portable Ion Chamber	_____	____/____	_____	_____
	Survey Meter	_____	____/____	_____	_____
1	Portable air samplers	_____	____/____	_____	_____
1	100' extension cord	_____	____/____	_____	_____
2	A/S Heads	_____	____/____	_____	_____
1	Particulate A/S filters	_____	____/____	_____	_____
	(box)	_____	____/____	_____	_____
15	AgX cartridges	_____	____/____	_____	_____
25	Charcoal A/S cartridges	_____	____/____	_____	_____
10	Respirators w/filters	_____	____/____	_____	_____
10	Respirator filters (char.)	_____	____/____	_____	_____
12	SCBAs	_____	____/____	_____	_____
1	Aspirator bulbs	_____	____/____	_____	_____
2	Alarming dosimeters	_____	____/____	_____	_____
5	Noble gas collection	_____	____/____	_____	_____
	chamber (Marinelli beakers)	_____	____/____	_____	_____
1	Check source	_____	____/____	_____	_____
10	Full sets of P.C.'s	_____	____/____	_____	_____
1	Smears (box with folders)	_____	____/____	_____	_____
10	Signs with inserts	_____	____/____	_____	_____
100'	Barrier rope	_____	____/____	_____	_____
2	Clipboards	_____	____/____	_____	_____
1	Paper, yellow, lined	_____	____/____	_____	_____
	(pkg)	_____	____/____	_____	_____
5	Pens/pencils	_____	____/____	_____	_____
1	Log book	_____	____/____	_____	_____
10	RAM labels	_____	____/____	_____	_____
2	Tape, Duct	_____	____/____	_____	_____
50	Plastic bags (various	_____	____/____	_____	_____
	sizes)	_____	____/____	_____	_____
1	Scissors	_____	____/____	_____	_____
2	9V transistor batteries	_____	____/____	_____	_____
1	First aid kit	_____	____/____	_____	_____
1	Set controlled copy of	_____	____/____	_____	_____
	EPIPs	_____	____/____	_____	_____
3	One liter bottles	_____	____/____	_____	_____

CONTROLLED DOCUMENT

PVNGS EMERGENCY PLAN IMPLEMENTING PROCEDURE	PROCEDURE NO. EPIP-38	APPENDIX A Page 2 of 2
EMERGENCY EQUIPMENT AND SUPPLIES INVENTORY	REVISION 7	Page 10 of 40

EMERGENCY STORAGE AT UNIT ONE CR/STSC (CONT'D)

	<u>SERIAL NUMBER</u>	<u>DATE/INITIALS</u>	<u>CALIBRATION DUE DATE</u>	<u>BATTERY RECHARGE/ REPLACEMENT</u>
10	0-200 mR dosimeters	/		
10	0-1 R dosimeters	/		
10	0-100 R dosimeters	/		
15	Individual accountability report forms	/		
1	Dosimeter charger	/		
2	'AA' batteries	/		
50	Dosimetry issue forms	/		
2	Flashlights	/		
10	'D' cell batteries	/		
1	Knife w/spare blades	/		
5	50cc syringes	/		
1	Noble gas pre-filter holder	/		
1	Tape measure, 6 ft.	/		
10	Potassium Iodide, KI, BTL, 14 Tabs/BTL	/		
1	Full set, site maps	/		
1	Tweezers, pr.	/		
1	Surgeon's gloves, box	/		
4	Grease pencils	/		

Kit Sealed: YES _____ NO _____ N/A _____

Comments:

Performed by: _____

Signature

Date

Reviewed by: _____

Signature

Date

CONTROLLED DOCUMENT

PVNGS EMERGENCY PLAN IMPLEMENTING PROCEDURE	PROCEDURE NO. EPIP-38	APPENDIX B Page 1 of 2
EMERGENCY EQUIPMENT AND SUPPLIES INVENTORY	REVISION 7	Page 11 of 40

EMERGENCY STORAGE AT UNIT TWO CR/STSC

_____ Scheduled
 _____ Other _____

_____ Date Inventory Started
 _____ Date Inventory Completed _____

		SERIAL NUMBER	DATE/INITIALS	CALIBRATION DUE DATE	BATTERY RECHARGE/ REPLACEMENT
1	Frisker w/probe	_____	____/____	_____	_____
1	Portable Ion Chamber	_____	____/____	_____	_____
	Survey Meter	_____	____/____	_____	_____
1	Portable air samplers	_____	____/____	_____	_____
1	100' extension cord	_____	____/____	_____	_____
2	A/S Heads	_____	____/____	_____	_____
1	Particulate A/S filters (box)	_____	____/____	_____	_____
15	AgX cartridges	_____	____/____	_____	_____
25	Charcoal A/S cartridges	_____	____/____	_____	_____
10	Respirators w/filters	_____	____/____	_____	_____
10	Respirator filters (char.)	_____	____/____	_____	_____
12	SCBAs	_____	____/____	_____	_____
1	Aspirator bulbs	_____	____/____	_____	_____
2	Alarming dosimeters	_____	____/____	_____	_____
5	Noble gas collection chamber (Marinelli beakers)	_____	____/____	_____	_____
1	Check source	_____	____/____	_____	_____
10	Full sets of P.C.'s	_____	____/____	_____	_____
1	Smears (box with folders)	_____	____/____	_____	_____
10	Signs with inserts	_____	____/____	_____	_____
100'	Barrier rope	_____	____/____	_____	_____
2	Clipboards	_____	____/____	_____	_____
1	Paper, yellow, lined (pkg)	_____	____/____	_____	_____
5	Pens/pencils	_____	____/____	_____	_____
1	Log book	_____	____/____	_____	_____
10	RAM labels	_____	____/____	_____	_____
2	Tape, Duct	_____	____/____	_____	_____
50	Plastic bags (various sizes)	_____	____/____	_____	_____
1	Scissors	_____	____/____	_____	_____
2	9V transistor batteries	_____	____/____	_____	_____
1	First aid kit	_____	____/____	_____	_____
1	Set controlled copy of EIPs	_____	____/____	_____	_____
3	One liter bottles	_____	____/____	_____	_____

CONTROLLED DOCUMENT

PVNGS EMERGENCY PLAN IMPLEMENTING PROCEDURE	PROCEDURE NO. EPIP-38	APPENDIX B Page 2 of 2
EMERGENCY EQUIPMENT AND SUPPLIES INVENTORY	REVISION 7	Page 12 of 40

EMERGENCY STORAGE AT UNIT TWO CR/STSC (CONT'D)

	<u>SERIAL NUMBER</u>	<u>DATE/INITIALS</u>	<u>CALIBRATION DUE DATE</u>	<u>BATTERY RECHARGE/ REPLACEMENT</u>
10	0-200 mR dosimeters	/		
10	0-1 R dosimeters	/		
10	0-100 R dosimeters	/		
15	Individual accountability report forms	/		
1	Dosimeter charger	/		
2	'AA' batteries	/		
50	Dosimetry issue forms	/		
2	Flashlights	/		
10	'D' cell batteries	/		
1	Knife w/spare blades	/		
5	50cc syringes	/		
1	Noble gas pre-filter holder	/		
1	Tape measure, 6 ft.	/		
10	Potassium Iodide, KI, BTL, 14 Tabs/BTL	/		
1	Full set, site maps	/		
1	Tweezers, pr.	/		
1	Surgeon's gloves, box	/		
4	Grease pencils	/		

Kit Sealed: YES _____ NO _____ N/A _____

Comments:

Performed by: _____

Signature

Date

Reviewed by: _____

Signature

Date

CONTROLLED DOCUMENT

PVNGS EMERGENCY PLAN IMPLEMENTING PROCEDURE	PROCEDURE NO. EPIP-38	APPENDIX C Page 1 of 3
EMERGENCY EQUIPMENT AND SUPPLIES INVENTORY	REVISION 7	Page 13 of 40

EMERGENCY STORAGE AT UNIT ONE OSC

_____ Scheduled _____ Date Inventory Started _____
 _____ Other _____ Date Inventory Completed _____

	SERIAL NUMBER	DATE/INITIALS	CALIBRATION DUE DATE	BATTERY RECHARGE/ REPLACEMENT
6 Hand-held portable radios	_____ _____ _____ _____ _____	/_____ /_____ /_____ /_____ /_____		_____ _____ _____ _____ _____
1 6-Pak radio charger	_____	/_____		_____
6 Radio holsters	_____	/_____		_____
6 Spare batteries	_____	/_____		_____
1 Frisker w/probe	_____	/_____		_____
1 Portable Ion Chamber Survey Meter	_____	/_____	_____	_____
2 Portable air samplers	_____ _____	/_____ /_____	_____ _____	_____ _____
1 Battery Powered Air Sampler	_____	/_____	_____	_____
1 100' extension cord	_____	/_____	_____	_____
4 A/S heads	_____	/_____		_____
1 Particulate A/S filters (box)	_____	/_____		_____
15 AgX cartridges	_____	/_____		_____
25 Charcoal A/S cartridges	_____	/_____		_____
4 Respirators w/filters	_____	/_____		_____
4 Respirator filters (char.)	_____	/_____		_____
4 SCBAs	_____	/_____		_____
1 Aspirator bulbs	_____	/_____		_____
2 Alarming dosimeters	_____ _____	/_____ /_____	_____ _____	_____ _____
15 Noble gas collection chamber (Marinelli beakers)	_____	/_____		_____
1 Check source	_____	/_____		_____
5 Flashlights	_____	/_____		_____
20 'D' size batteries	_____	/_____		_____ _____
1 First aid kit	_____	/_____		_____
1 Smears (box with folders)	_____	/_____		_____
10 Signs with inserts	_____	/_____		_____
100' Barrier rope	_____	/_____		_____
2 Clipboards	_____	/_____		_____

CONTROLLED DOCUMENT

PVNGS EMERGENCY PLAN IMPLEMENTING PROCEDURE	PROCEDURE NO. EPIP-38	APPENDIX C Page 2 of 3
EMERGENCY EQUIPMENT AND SUPPLIES INVENTORY	REVISION 7	Page 14 of 40

EMERGENCY STORAGE AT UNIT ONE OSC (CONT'D)

	<u>SERIAL NUMBER</u>	<u>DATE/INITIALS</u>	<u>CALIBRATION DUE DATE</u>	<u>BATTERY RECHARGE/ REPLACEMENT</u>
1	Paper, yellow, lined (pkg)	/		
10	Pens/pencils	/		
1	Log book	/		
10	RAM labels	/		
2	Tape, Duct	/		
50	Plastic bags (various sizes)	/		
1	Scissors	/		
2	9V transistor batteries	/		
2	Shampoo	/		
5	Soap	/		
1	Hair clippers	/		
2	Shaving cream	/		
1	Disposable razors (pkg)	/		
10	Full sets of P.C.'s	/		
25	Individual accountability report forms	/		
4	Washcloths	/		
4	Towels	/		
1	Q-Tips (pkg)	/		
10	0-200 mR dosimeters	/		
10	0-1 R dosimeters	/		
10	0-100 R dosimeters	/		
50	Dosimetry issue forms	/		
1	Dosimeter charger	/		
2	'AA' batteries	/		
1	Noble gas pre-filter holder	/		
1	Set controlled copy of EPI's	/		
5	50cc syringes	/		
3	One liter bottles	/		
1	Pair bolt cutters	/		
1	Regular pliers	/		
1	Diagonal pliers	/		
1	Hammer, 16 oz. ball peen	/		
1	Long nose pliers	/		
1	Common head screwdriver	/		
1	Phillips head screwdriver	/		

CONTROLLED DOCUMENT

PVNGS EMERGENCY PLAN IMPLEMENTING PROCEDURE	PROCEDURE NO. EPIP-38	APPENDIX C Page 3 of 3
EMERGENCY EQUIPMENT AND SUPPLIES INVENTORY	REVISION 7	Page 15 of 40

EMERGENCY STORAGE AT UNIT ONE OSC (CONT'D)

	<u>SERIAL NUMBER</u>	<u>DATE/INITIALS</u>	<u>CALIBRATION DUE DATE</u>	<u>BATTERY RECHARGE/ REPLACEMENT</u>
1	Knife w/ spare blades	/		
4	Soil/vegetation sample containers	/		
2	Set Site Maps	/		
1	Tape measure, 6 ft.	/		
10	Potassium Iodide, KI, BTL, 14 Tabs/BTL	/		
10	Set, Body Maps	/		
1	Squeezers, pair	/		
1	Surgeon's gloves, box	/		
1	Folding shovel	/		
20	Extremity TLD rings	/		
4	Grease pencils	/		
1	Calculator	/		
1	Radio Antenna	/		

Kit Sealed: YES _____ NO _____ N/A _____

Comments:

Performed by: _____

Signature

Date

Reviewed by: _____

Signature

Date

CONTROLLED DOCUMENT

PVNGS EMERGENCY PLAN IMPLEMENTING PROCEDURE	PROCEDURE NO. EPIP-38	APPENDIX D Page 1 of 3
EMERGENCY EQUIPMENT AND SUPPLIES INVENTORY	REVISION 7	Page 16 of 40

EMERGENCY STORAGE AT UNIT TWO OSC

 Scheduled
 Other

Date Inventory Started
 Date Inventory Completed

		SERIAL NUMBER	DATE/INITIALS	CALIBRATION DUE DATE	BATTERY RECHARGE/ REPLACEMENT
6	Hand-held portable radios	<u> </u>	<u> </u>		<u> </u>
		<u> </u>	<u> </u>		<u> </u>
		<u> </u>	<u> </u>		<u> </u>
		<u> </u>	<u> </u>		<u> </u>
		<u> </u>	<u> </u>		<u> </u>
1	6-Pak radio charger	<u> </u>	<u> </u>		<u> </u>
6	Radio holsters	<u> </u>	<u> </u>		<u> </u>
6	Spare batteries	<u> </u>	<u> </u>		<u> </u>
1	Frisker w/probe	<u> </u>	<u> </u>		<u> </u>
1	Portable Ion Chamber	<u> </u>	<u> </u>	<u> </u>	<u> </u>
	Survey Meter	<u> </u>	<u> </u>		<u> </u>
2	Portable air samplers	<u> </u>	<u> </u>	<u> </u>	<u> </u>
		<u> </u>	<u> </u>	<u> </u>	<u> </u>
1	Battery Powered	<u> </u>	<u> </u>		<u> </u>
	Air Sampler	<u> </u>	<u> </u>		<u> </u>
1	100' extension cord	<u> </u>	<u> </u>	<u> </u>	<u> </u>
4	A/S heads	<u> </u>	<u> </u>		<u> </u>
1	Particulate A/S filters	<u> </u>	<u> </u>		<u> </u>
	(box)	<u> </u>	<u> </u>		<u> </u>
15	AgX cartridges	<u> </u>	<u> </u>		<u> </u>
25	Charcoal A/S cartridges	<u> </u>	<u> </u>		<u> </u>
4	Respirators w/filters	<u> </u>	<u> </u>		<u> </u>
4	Respirator filters (char.)	<u> </u>	<u> </u>		<u> </u>
4	SCBAs	<u> </u>	<u> </u>		<u> </u>
1	Aspirator bulbs	<u> </u>	<u> </u>		<u> </u>
2	Alarming dosimeters	<u> </u>	<u> </u>	<u> </u>	<u> </u>
		<u> </u>	<u> </u>	<u> </u>	<u> </u>
15	Noble gas collection	<u> </u>	<u> </u>		<u> </u>
	chamber (Marinelli beakers)	<u> </u>	<u> </u>		<u> </u>
1	Check source	<u> </u>	<u> </u>		<u> </u>
5	Flashlights	<u> </u>	<u> </u>		<u> </u>
20	'D' size batteries	<u> </u>	<u> </u>		<u> </u>
1	First aid kit	<u> </u>	<u> </u>		<u> </u>
1	Smears (box with folders)	<u> </u>	<u> </u>		<u> </u>
10	Signs with inserts	<u> </u>	<u> </u>		<u> </u>
100'	Barrier rope	<u> </u>	<u> </u>		<u> </u>

CONTROLLED DOCUMENT

PVNGS EMERGENCY PLAN IMPLEMENTING PROCEDURE	PROCEDURE NO. EPIP-38	APPENDIX D Page 2 of 3
EMERGENCY EQUIPMENT AND SUPPLIES INVENTORY	REVISION 7	Page 17 of 40

EMERGENCY STORAGE AT UNIT TWO OSC (CONT'D)

	<u>SERIAL NUMBER</u>	<u>DATE/INITIALS</u>	<u>CALIBRATION DUE DATE</u>	<u>BATTERY RECHARGE/ REPLACEMENT</u>
2	Clipboards	/		
1	Paper, yellow, lined (pkg)	/		
10	Pens/pencils	/		
1	Log book	/		
10	RAM labels	/		
2	Tape, Duct	/		
50	Plastic bags (various sizes)	/		
1	Scissors	/		
2	9V transistor batteries	/		
2	Shampoo	/		
5	Soap	/		
1	Hair clippers	/		
2	Shaving cream	/		
1	Disposable razors (pkg)	/		
10	Full sets of P.C.'s	/		
25	Individual accountability report forms	/		
4	Washcloths	/		
4	Towels	/		
1	Q-Tips (pkg)	/		
10	0-200 mR dosimeters	/		
10	0-1 R dosimeters	/		
10	0-100 R dosimeters	/		
50	Dosimetry issue forms	/		
1	Dosimeter charger	/		
2	'AA' batteries	/		
1	Noble gas pre-filter holder	/		
1	Set controlled copy of EPIPs	/		
5	50cc syringes	/		
3	One liter bottles	/		
1	Pair bolt cutters	/		
1	Regular pliers	/		
1	Diagonal pliers	/		
1	Hammer, 16 oz. ball peen	/		
1	Long nose pliers	/		

CONTROLLED DOCUMENT

PVNGS EMERGENCY PLAN IMPLEMENTING PROCEDURE	PROCEDURE NO. EPIP-38	APPENDIX D Page 3 of 3
EMERGENCY EQUIPMENT AND SUPPLIES INVENTORY	REVISION 7	Page 18 of 40

EMERGENCY STORAGE AT UNIT TWO OSC (CONT'D)

	SERIAL NUMBER	DATE/INITIALS	CALIBRATION DUE DATE	BATTERY RECHARGE/ REPLACEMENT
1	Common head screwdriver	/		
1	Phillips head screwdriver	/		
1	Knife w/ spare blades	/		
4	Soil/vegetation sample containers	/		
2	Set Site Maps	/		
1	Tape measure, 6 ft.	/		
10	Potassium Iodide, KI, BTL, 14 Tabs/BTL	/		
10	Set, Body Maps	/		
1	Tweezers, pair	/		
1	Surgeon's gloves, box	/		
1	Folding shovel	/		
20	Extremity TLD rings	/		
4	Grease pencils	/		
1	Calculator	/		
1	Radio Antenna	/		

Kit Sealed: YES _____ NO _____ N/A _____

Comments:

Performed by: _____

Signature

Date

Reviewed by: _____

Signature

Date

CONTROLLED DOCUMENT

PVNGS EMERGENCY PLAN IMPLEMENTING PROCEDURE	PROCEDURE NO. EPIP-38	APPENDIX E Page 1 of 3
EMERGENCY EQUIPMENT AND SUPPLIES INVENTORY	REVISION 7	Page 19 of 40

EMERGENCY STORAGE AT SERVICE BUILDING

_____ Scheduled
 _____ Other _____

Date Inventory Started _____
 Date Inventory Completed _____

		SERIAL NUMBER	DATE/INITIALS	CALIBRATION DUE DATE	BATTERY RECHARGE/ REPLACEMENT
2	Friskers w/probe	_____	____/____	_____	_____
2	Portable Ion Chamber	_____	____/____	_____	_____
	Survey Meter	_____	____/____	_____	_____
4	Portable air samplers	_____	____/____	_____	_____
		_____	____/____	_____	_____
		_____	____/____	_____	_____
2	50' extension cord	_____	____/____	_____	_____
10	A/S heads	_____	____/____	_____	_____
2	Particulate A/S filters (box)	_____	____/____	_____	_____
50	AgX cartridges	_____	____/____	_____	_____
25	Charcoal A/S cartridges	_____	____/____	_____	_____
4	Respirators w/filters	_____	____/____	_____	_____
4	Respirator filters (char.)	_____	____/____	_____	_____
6	SCBAs	_____	____/____	_____	_____
2	Aspirator bulbs	_____	____/____	_____	_____
3	Alarming dosimeters	_____	____/____	_____	_____
		_____	____/____	_____	_____
15	Noble gas collection chamber (Marinelli beakers)	_____	____/____	_____	_____
1	Check source	_____	____/____	_____	_____
15	Full sets of P.C.s	_____	____/____	_____	_____
300'	Barrier Rope	_____	____/____	_____	_____
10	Signs with inserts	_____	____/____	_____	_____
2	Shampoo	_____	____/____	_____	_____
5	Soap	_____	____/____	_____	_____
1	Hair clippers	_____	____/____	_____	_____
2	Shaving cream	_____	____/____	_____	_____
1	Disposable razors (pkg)	_____	____/____	_____	_____
4	Washcloths	_____	____/____	_____	_____
4	Towels	_____	____/____	_____	_____
1	Q-Tips (pkg)	_____	____/____	_____	_____
1	Smears (box with folders)	_____	____/____	_____	_____
2	Clipboards	_____	____/____	_____	_____

CONTROLLED DOCUMENT

PVNGS EMERGENCY PLAN IMPLEMENTING PROCEDURE	PROCEDURE NO. EPIP-38	APPENDIX E Page 2 of 3
EMERGENCY EQUIPMENT AND SUPPLIES INVENTORY	REVISION 7	Page 20 of 40

EMERGENCY STORAGE AT SERVICE BUILDING (CONT'D)

	<u>SERIAL NUMBER</u>	<u>DATE/INITIALS</u>	<u>CALIBRATION DUE DATE</u>	<u>BATTERY RECHARGE/ REPLACEMENT</u>
1 Paper, yellow, lined (pkg)		/		
5 Pens/pencils		/		
1 Surgeon's gloves, box		/		
1 Paper, yellow, lined (pkg)		/		
5 Pens/pencils		/		
1 Surgeon's gloves, box		/		
1 Log book		/		
10 RAM labels		/		
2 Tape, Duct		/		
50 Plastic bags (various sizes)		/		
1 Knife w/spare blades		/		
25 Individual accountability report forms		/		
1 Scissors		/		
6 SCBA spare bottles		/		
2 9V transistor batteries		/		
1 Calculator		/		
1 Dosimeter charger		/		
4 'AA' batteries		/		
2 Set controlled copy of EPIPs		/		
1 Noble gas pre-filter holder		/		
3 One liter bottles		/		
50 Dosimetry issue forms		/		
15 0-200 mR dosimeters		/		
15 0-1 R dosimeters		/		
15 0-100 R dosimeters		/		
2 Soil/vegetation sample containers		/		
5 50cc syringes		/		
1 Set Site Maps		/		
4 Flashlights		/		
30 'D' cell batteries		/		
2 First aid kit		/		

CONTROLLED DOCUMENT

PVNGS EMERGENCY PLAN IMPLEMENTING PROCEDURE	PROCEDURE NO. EPIP-38	APPENDIX E Page 3 of 3
EMERGENCY EQUIPMENT AND SUPPLIES INVENTORY	REVISION 7	Page 21 of 40

EMERGENCY STORAGE AT SERVICE BUILDING (CONT'D)

	<u>SERIAL NUMBER</u>	<u>DATE/INITIALS</u>	<u>CALIBRATION DUE DATE</u>	<u>BATTERY RECHARGE/ REPLACEMENT</u>
1	Phillips head screwdriver	/		
1	Common head screwdriver	/		
1	Pair bolt cutters	/		
1	Regular pliers	/		
1	Long nose pliers	/		
1	Diagonal pliers	/		
1	Hammer, 16 oz. ball peen	/		
1	Tape measure, 6 ft.	/		
10	Potassium Iodide, KI, BTL, 14 Tabs/BTL	/		
10	Set, Body Maps	/		
1	Folding shovel	/		
20	Extremity TLD rings	/		
1	Tweezers, pair	/		
4	Grease pencils	/		
6	Hand-held radios	/		
		/		
		/		
		/		
		/		
		/		
		/		
6	Radio holsters	/		
6	Spare radio batteries	/		
1	Radio charger, 6-pak	/		

Kit Sealed: YES _____ NO _____ N/A _____
Comments: _____

Performed by: _____
Signature _____ Date _____

Reviewed by: _____
Signature _____ Date _____

CONTROLLED DOCUMENT

PVNGS EMERGENCY PLAN IMPLEMENTING PROCEDURE	PROCEDURE NO. EPIP-38	APPENDIX F Page 1 of 2
EMERGENCY EQUIPMENT AND SUPPLIES INVENTORY	REVISION 7	Page 22 of 40

EMERGENCY STORAGE AT TSC

Scheduled _____
 Other _____

Date Inventory Started _____
 Date Inventory Completed _____

		SERIAL NUMBER	DATE/INITIALS	CALIBRATION DUE DATE	BATTERY RECHARGE/ REPLACEMENT
1	Frisker w/probe	_____	____/____	_____	_____
1	Portable Ion Chamber	_____	____/____	_____	_____
	Survey Meter	_____	____/____	_____	_____
1	Portable air sampler	_____	____/____	_____	_____
	AC powered	_____	____/____	_____	_____
1	100' extension cord	_____	____/____	_____	_____
2	A/S Heads	_____	____/____	_____	_____
1	Particulate A/S filters	_____	____/____	_____	_____
	(box)	_____	____/____	_____	_____
10	AgX cartridges	_____	____/____	_____	_____
25	Charcoal A/S cartridges	_____	____/____	_____	_____
2	Respirators w/filters	_____	____/____	_____	_____
2	Respirator filters (char.)	_____	____/____	_____	_____
2	SCBAs	_____	____/____	_____	_____
1	Aspirator bulbs	_____	____/____	_____	_____
2	Alarming dosimeters	_____	____/____	_____	_____
2	Noble gas collection	_____	____/____	_____	_____
	chamber (Marinelli beakers)	_____	____/____	_____	_____
1	Check source	_____	____/____	_____	_____
10	Full sets of P.C.s	_____	____/____	_____	_____
2	Flashlights	_____	____/____	_____	_____
10	'D' size batteries	_____	____/____	_____	_____
1	First aid kit	_____	____/____	_____	_____
1	Smears (box with folders)	_____	____/____	_____	_____
5	Signs with inserts	_____	____/____	_____	_____
50'	Barrier rope	_____	____/____	_____	_____
2	Clipboards	_____	____/____	_____	_____
1	Paper, yellow, lined	_____	____/____	_____	_____
	(pkg)	_____	____/____	_____	_____
5	Pens/pencils	_____	____/____	_____	_____
1	Log book	_____	____/____	_____	_____
10	RAM labels	_____	____/____	_____	_____
2	Tape, Duct	_____	____/____	_____	_____
50	Plastic bags (various	_____	____/____	_____	_____
	sizes)	_____	____/____	_____	_____
1	Scissors	_____	____/____	_____	_____

CONTROLLED DOCUMENT

PVNGS EMERGENCY PLAN IMPLEMENTING PROCEDURE	PROCEDURE NO. EPIP-38	APPENDIX F Page 2 of 2
EMERGENCY EQUIPMENT AND SUPPLIES INVENTORY	REVISION 7	Page 23 of 40

EMERGENCY STORAGE AT TSC (CONT'D)

	SERIAL NUMBER	DATE/INITIALS	CALIBRATION DUE DATE	BATTERY RECHARGE/ REPLACEMENT
2	9V transistor batteries	/		
1	Set controlled copy of EPIPs	/		
25	Individual accountability report forms	/		
10	0-200 mk dosimeters	/		
10	0-1 R dosimeters	/		
10	0-100 R dosimeters	/		
1	Dosimeter charger	/		
2	'AA' batteries	/		
50	Dosimetry issue forms	/		
1	Knife, w/spare blades	/		
3	One liter bottles	/		
2	Soil/vegetation sample containers	/		
5	50cc syringes	/		
1	Noble gas pre-filter holder	/		
10	Potassium Iodide, KI, BTL, 14 Tabs/BTL	/		
1	Full Set, Site Maps	/		
1	Tweezers, pr.	/		
1	Surgeon's gloves, box	/		
4	Grease pencils	/		

Kit Sealed: YES _____ NO _____ N/A _____

Comments:

Performed by:

Signature

Date

Reviewed by:

Signature

Date

CONTROLLED DOCUMENT

PVNGS EMERGENCY PLAN IMPLEMENTING PROCEDURE	PROCEDURE NO. EPIP-38	APPENDIX G Page 1 of 2
EMERGENCY EQUIPMENT AND SUPPLIES INVENTORY	REVISION 7	Page 24 of 40

EMERGENCY STORAGE AT EOF

Scheduled _____
 Other _____

Date Inventory Started _____
 Date Inventory Completed _____

	<u>SERIAL NUMBER</u>	<u>DATE/INITIALS</u>	<u>CALIBRATION DUE DATE</u>	<u>BATTERY RECHARGE/ REPLACEMENT</u>
1	Frisker w/probe	/		
1	Portable Ion Chamber	/		
	Survey Meter	/		
1	Portable air sampler	/		
1	100' extension cord	/		
2	A/S Heads	/		
1	Particulate A/S filters (box)	/		
10	AgX cartridges	/		
25	Charcoal A/S cartridges	/		
2	Respirators w/filters	/		
2	Respirator filters (char.)	/		
2	SCBAs	/		
1	Aspirator bulbs	/		
2	Alarming dosimeters	/		
2	Noble gas collection chamber (Marinelli beakers)	/		
1	Check source	/		
10	Full sets of P.C.s	/		
2	Flashlights	/		
10	'D' size batteries	/		
1	Camera	/		
5	Film (rolls)	/		
1	First aid kit (basic)	/		
1	Smears (box with folders)	/		
10	Signs with inserts	/		
50'	Barrier rope	/		
2	Clipboards	/		
1	Paper, yellow, lined (pkg)	/		
5	Pens/pencils	/		
1	Log book	/		
10	RAM labels	/		
2	Tape, Duct	/		
50	Plastic bags (various sizes)	/		
1	Scissors	/		

CONTROLLED DOCUMENT

PVNGS EMERGENCY PLAN IMPLEMENTING PROCEDURE	PROCEDURE NO. EPIP-38	APPENDIX G Page 2 of 2
EMERGENCY EQUIPMENT AND SUPPLIES INVENTORY	REVISION 7	Page 25 of 40

EMERGENCY STORAGE AT EOF (CONT'D)

	<u>SERIAL NUMBER</u>	<u>DATE/INITIALS</u>	<u>CALIBRATION DUE DATE</u>	<u>BATTERY RECHARGE/ REPLACEMENT</u>
2	9V transistor batteries	/		
1	Set controlled copy of EPIPs	/		
3	One liter bottles	/		
5	50cc syringes	/		
1	Noble gas pre-filter holder	/		
10	0-200 mR dosimeters	/		
10	0-1 R dosimeters	/		
10	0-100 R dosimeters	/		
1	Dosimeter charger	/		
2	'AA' batteries	/		
50	Dosimetry issue forms	/		
1	Knife, w/spare blades	/		
10	Potassium Iodide, KI, BTL, 14 Tabs/BTL	/		
1	Full Set, Site Maps	/		
1	Tweezers, pr.	/		
1	Surgeon's gloves, box	/		
4	Grease pencils	/		

Kit Sealed: YES _____ NO _____ N/A _____
Comments:

Performed by:

Signature

Date

Reviewed by:

Signature

Date

CONTROLLED DOCUMENT

PVNGS EMERGENCY PLAN IMPLEMENTING PROCEDURE	PROCEDURE NO. EPIP-38	APPENDIX H Page 1 of 3
EMERGENCY EQUIPMENT AND SUPPLIES INVENTORY	REVISION 7	Page 26 of 40

EMERGENCY VEHICLE SUPPLY INVENTORY (R.E.R.V)

☐ Scheduled
☐ Other

Date Inventory Started _____
 Date Inventory Completed _____

		SERIAL NUMBER	DATE/INITIALS	CALIBRATION DUE DATE	BATTERY RECHARGE/ REPLACEMENT
1	Frisker w/probe	_____	/	_____	_____
1	Portable Ion Chamber	_____	/	_____	_____
	Survey Meter	_____	/	_____	_____
4	Portable air samplers	_____	/	_____	_____
		_____	/	_____	_____
		_____	/	_____	_____
1	100' extension cord	_____	/	_____	_____
6	A/S Heads	_____	/	_____	_____
5	Particulate A/S filters (box)	_____	/	_____	_____
75	AgX cartridges	_____	/	_____	_____
25	Charcoal A/S cartridges	_____	/	_____	_____
3	Respirators w/filters	_____	/	_____	_____
3	Respirator filters (char)	_____	/	_____	_____
1	Aspirator bulbs	_____	/	_____	_____
3	Alarming dosimeters	_____	/	_____	_____
		_____	/	_____	_____
10	Noble gas collection chamber (Marinelli beakers)	_____	/	_____	_____
2	Check source	_____	/	_____	_____
10	Full sets of disposable P.C.s	_____	/	_____	_____
10	Signs with inserts	_____	/	_____	_____
2	Shampoo	_____	/	_____	_____
5	Soap	_____	/	_____	_____
1	Hair clippers	_____	/	_____	_____
2	Shaving cream	_____	/	_____	_____
1	Disposable razors (pkg)	_____	/	_____	_____
4	Wash cloths	_____	/	_____	_____
4	Towels	_____	/	_____	_____
1	Q-Tips (pkg)	_____	/	_____	_____
1	Smears (box with folders)	_____	/	_____	_____
300'	Barrier rope	_____	/	_____	_____
2	Clipboards	_____	/	_____	_____
1	Paper, yellow, lined (pkg)	_____	/	_____	_____

CONTROLLED DOCUMENT

PVNGS EMERGENCY PLAN IMPLEMENTING PROCEDURE	PROCEDURE NO. EPIP-38	APPENDIX H Page 2 of 3
EMERGENCY EQUIPMENT AND SUPPLIES INVENTORY	REVISION 7	Page 27 of 40

EMERGENCY VEHICLE SUPPLY INVENTORY (CONT'D) (R.E.R.V.)

	<u>SERIAL NUMBER</u>	<u>DATE/INITIALS</u>	<u>CALIBRATION DUE DATE</u>	<u>BATTERY RECHARGE/ REPLACEMENT</u>
5	Pens/pencils	/		
1	Log book	/		
20	RAM labels	/		
2	Tape, Duct	/		
50	Plastic bags (various sizes)	/		
1	Knife, w/spare blades	/		
1	Scissors	/		
1	Shovel	/		
2	Flashlights	/		
10	'D' size batteries	/		
1	Portable air pump	/		
2	First aid kit	/		
1	Bolt cutters	/		
1	Common head screwdriver	/		
1	Phillips head screwdriver	/		
1	Diagonal pliers	/		
1	Regular pliers	/		
1	Long nose pliers	/		
1	Hammer	/		
4	Stanchions	/		
4	9V transistor batteries	/		
1	Calculator	/		
1	Set controlled copy of EPIPs	/		
3	Five gallon bottle water	/		
3	0-200 mR dosimeters	/		
3	0-1 R dosimeters	/		
3	0-100 R dosimeters	/		
1	Dosimeter Charger	/		
6	'AA' batteries	/		
50	Dosimetry issue forms	/		
5	One liter bottles	/		
5	50cc syringes	/		
5	Soil/vegetation sample containers	/		
1	Noble gas pre-filter holder	/		
1	Hi Lift Jack	/		
1	Spinner Lug Wrench	/		

CONTROLLED DOCUMENT

PVNGS EMERGENCY PLAN IMPLEMENTING PROCEDURE	PROCEDURE NO. EPIP-38	APPENDIX H Page 3 of 3
	REVISION 7	Page 28 of 40

EMERGENCY VEHICLE SUPPLY INVENTORY (CONT'D) (R.E.R.V.)

	SERIAL NUMBER	DATE/INITIALS	CALIBRATION DUE DATE	BATTERY RECHARGE/ REPLACEMENT
1 Jumper cables, set		/		
1 Tow strap, 10 ft.		/		
1 Noble gas pre-filter holder		/		
1 Hi Lift Jack		/		
1 Spinner Lug Wrench		/		
1 Jumper cables, set		/		
1 Tow strap, 10 ft.		/		
3 Flares		/		
1 Spare fan belts, set		/		
2 Fire Extinguishers		/		
1 Tape measure, 6 ft.		/		
10 Potassium Iodide, KI, BTL, 14 Tabs/BTL		/		
1 Full set maps		/		
10 Set, body maps		/		
1 Tweezers, pr.		/		
1 Surgeon's gloves, box		/		
4 Grease pencils		/		
1 S.A.M. II Counting Inst.		/		

Kit Sealed: YES _____ NO _____ N/A _____
Comments: _____

Performed by: _____
Signature Date

Reviewed by: _____
Signature Date

CONTROLLED DOCUMENT

PVNGS EMERGENCY PLAN IMPLEMENTING PROCEDURE	PROCEDURE NO. <u> </u>	APPENDIX H Page 3 of 3
	REVISION <u> </u>	
EMERGENCY EQUIPMENT AND SUPPLIES INVENTORY	7	Page ^{28a} 26 of 40

EMERGENCY VEHICLE SUPPLY INVENTORY (CONT'D) (R.E.R.V.)

	SERIAL NUMBER	DATE/INITIALS	CALIBRATION DUE DATE	BATTERY RECHARGE/ REPLACEMENT
1 Jumper cables, set		/		
1 Tow strap, 10 ft.		/		
1 Noble gas pre-filter holder		/		
1 Hi Lift Jack		/		
1 Spinner Lug Wrench		/		
1 Jumper cables, set		/		
1 Tow strap, 10 ft.		/		
3 Flares		/		
1 Spare fan belts, set		/		
2 Fire Extinguishers		/		
1 Tape measure, 6 ft.		/		
10 Potassium Iodide, KI, BTL, 14 Tabs/BTL		/		
1 Full set maps		/		
10 Sat, body maps		/		
1 Tweezers, pr.		/		
1 Surgeon's gloves, box		/		
4 Grease pencils		/		
1 S.A.M. II Counting Inst.		/		

Kit Sealed: YES _____ NO _____ N/A _____
Comments: _____

Performed by: _____
Signature Date

Reviewed by: _____
Signature Date

CONTROLLED DOCUMENT

PVNGS EMERGENCY PLAN IMPLEMENTING PROCEDURE	PROCEDURE NO. EPIP-38	APPENDIX I Page 1 of 1
	EMERGENCY EQUIPMENT AND SUPPLIES INVENTORY	REVISION 7

MARYVALE SAMARITAN HOSPITAL EMERGENCY KIT

Scheduled _____
 Other _____

Date Inventory Started _____
 Date Inventory Completed _____

	SERIAL NUMBER	DATE/INITIALS	CALIBRATION DUE DATE	BATTERY RECHARGE/ REPLACEMENT
1 Roll Herculite, Green - 54" x 100 Yards		/		
3 Roll Herculite, Yellow - 54" x 100 Yards		/		
1 Roll Herculite, White - 54" x 100 Yards		/		
1 Portable GM Survey Meter		/		
1 Portable Ion Chamber Survey Meter		/		
1 Frisker w/Probe and Spare Probe		/		
10 0 - 1R Dosimeters		/		
10 0 - 200 mR Dosimeters		/		
1 Dosimeter Charger w/Spare Batteries		/		
10 TLD Badges		/		
10 TLD Rings		/		
1 Lead Pig		/		
1 Dec n Table Top		/		
24 Rolls of Yellow Tape, Pressure Sensitive w/Radiation Symbols		/		
150' Yellow and Magenta Barrier Rope		/		
6 Rope Stanchions		/		
1 Dosimetry Distribution and Exposure Forms		/		
12 Barrier Signs w/Inserts		/		
1 Low pressure shower head		/		
50 Step-off pads		/		
1 Disposable Booties, Case		/		
1 Sample Holder For Pancake Probe		/		
30 Poly Bottles; Capacity, gals.		/		

Kit Sealed: YES _____ NO _____ N/A _____
 Comments: _____

Performed by: _____

Signature

Date

Reviewed by: _____

Date

CONTROLLED DOCUMENT

PVNGS EMERGENCY PLAN IMPLEMENTING PROCEDURE	PROCEDURE NO. EPIP-38	APPENDIX J Page 1 of 1
EMERGENCY EQUIPMENT AND SUPPLIES INVENTORY	REVISION 7	Page 30 of 40

GOOD SAMARITAN HOSPITAL EMERGENCY KIT

Scheduled _____
Other _____

Date Inventory Started _____
Date Inventory Completed _____

	SERIAL NUMBER	DATE/INITIALS	CALIBRATION DUE DATE	BATTERY RECHARGE/ REPLACEMENT
1 Roll Herculite, Green - 54" x 100 Yards		/		
3 Roll Herculite, Yellow - 54" x 100 Yards		/		
1 Roll Herculite, White - 54" x 100 Yards		/		
1 Portable GM Survey Meter		/		
1 Portable Ion Chamber Survey Meter		/		
1 Frisker w/Probe and Spare Probe		/		
10 0 - 1R Dosimeters		/		
10 0 - 200 mR Dosimeters		/		
1 Dosimeter Charger w/Spare Batteries		/		
10 TLD Badges		/		
10 TLD Rings		/		
1 Lead Pig		/		
1 Decon Table Top		/		
24 Rolls of Yellow Tape, Pressure Sensitive w/Radiation Symbols		/		
150' Yellow and Magenta Barrier Rope		/		
6 Rope Stanchions		/		
1 Dosimetry Distribution and Exposure Forms		/		
12 Barrier Signs w/Inserts		/		
1 Low pressure shower head		/		
50 Step-off pads		/		
1 Disposable Booties, Case		/		
1 Sample Holder For Pancake Probe		/		
30 Poly Bottles; Capacity, gals.		/		

Kit Sealed: YES _____ NO _____ N/A _____
Comments: _____

Performed by: _____

Signature

Date

Reviewed by: _____

PV216-000A (2-82)

CONTROLLED DOCUMENT

Date

CONTROLLED DOCUMENT

PVNGS EMERGENCY PLAN IMPLEMENTING PROCEDURE	PROCEDURE NO. EPIP-38	APPENDIX K Page 1 of 1
	REVISION 7	Page 31 of 40

PVNGS AMBULANCE EMERGENCY KIT

☐ Scheduled
☐ Other

Date Inventory Started _____
 Date Inventory Completed _____

	SERIAL NUMBER	DATE/INITIALS	CALIBRATION DUE DATE	BATTERY RECHARGE/ REPLACEMENT
1 Nylon tote bag		/		
20 Pr, disposable booties		/		
4 Pr, disposable coveralls		/		
20 Pr, disposable surgeons gloves		/		
2 5' x 8' Herculite fabric		/		
1 Set Body maps		/		

Kit Sealed: YES _____ NO _____ N/A _____
 Comments:

Performed by: _____

Signature

Date

Reviewed by: _____

Signature

Date

CONTROLLED DOCUMENT

PVNGS EMERGENCY PLAN IMPLEMENTING PROCEDURE	PROCEDURE NO. EPIP-38	APPENDIX L Page 1 of 1
	REVISION 7	Page 32 of 40
EMERGENCY EQUIPMENT AND SUPPLIES INVENTORY		

OFFSITE EMERGENCY ASSISTANCE KIT (Security Bldg.)

Scheduled _____
Other _____

Date Inventory Started _____
Date Inventory Completed _____

	<u>SERIAL NUMBER</u>	<u>DATE/INITIALS</u>	<u>CALIBRATION DUE DATE</u>	<u>BATTERY RECHARGE/ REPLACEMENT</u>
1	Nylon tote bag	/		
20	Pr., disposable booties	/		
4	Pr., disposable coveralls	/		
20	Pr., disposable gloves	/		
2	5' x 8' Herculite fabric	/		
1	Set, body maps	/		

Kit Sealed: YES _____ NO _____ N/A _____
Comments: _____

Performed by: _____
Signature Date

Reviewed by: _____
Signature Date

CONTROLLED DOCUMENT

PVNGS EMERGENCY PLAN IMPLEMENTING PROCEDURE	PROCEDURE NO. EPIP-38	APPENDIX M Page 1 of 2
EMERGENCY EQUIPMENT AND SUPPLIES INVENTORY	REVISION 7	Page 33 of 40

OFFSITE SURVEY TEAM EMERGENCY KIT A (SERVICE BUILDING)

 Scheduled
 Other

Date Inventory Started
 Date Inventory Completed

		SERIAL NUMBER	DATE/INITIALS	CALIBRATION DUE DATE	BATTERY RECHARGE/ REPLACEMENT
1	GM Survey Meter	<u> </u>	<u> </u>	<u> </u>	<u> </u>
1	Frisker w/probe	<u> </u>	<u> </u>	<u> </u>	<u> </u>
1	Portable Ion Chamber Survey Meter	<u> </u>	<u> </u>	<u> </u>	<u> </u>
1	DC powered air sampler	<u> </u>	<u> </u>	<u> </u>	<u> </u>
2	A/S Heads	<u> </u>	<u> </u>	<u> </u>	<u> </u>
1	Particulate A/S filters (box)	<u> </u>	<u> </u>	<u> </u>	<u> </u>
50	AgX cartridges	<u> </u>	<u> </u>	<u> </u>	<u> </u>
25	Charcoal A/S cartridges	<u> </u>	<u> </u>	<u> </u>	<u> </u>
2	Respirators w/filters	<u> </u>	<u> </u>	<u> </u>	<u> </u>
2	Respirator filters (char)	<u> </u>	<u> </u>	<u> </u>	<u> </u>
1	Aspirator bulb	<u> </u>	<u> </u>	<u> </u>	<u> </u>
2	Alarming dosimeters	<u> </u>	<u> </u>	<u> </u>	<u> </u>
2	Noble gas collection chamber (Marinelli beakers)	<u> </u>	<u> </u>	<u> </u>	<u> </u>
1	NG pre-filter holder	<u> </u>	<u> </u>	<u> </u>	<u> </u>
2	Full sets of disposable P.C.s	<u> </u>	<u> </u>	<u> </u>	<u> </u>
1	Smears (box with folders)	<u> </u>	<u> </u>	<u> </u>	<u> </u>
1	Clipboards	<u> </u>	<u> </u>	<u> </u>	<u> </u>
2	Pads paper, yellow, lined	<u> </u>	<u> </u>	<u> </u>	<u> </u>
4	Pens/pencils	<u> </u>	<u> </u>	<u> </u>	<u> </u>
50	Plastic bags, various sizes	<u> </u>	<u> </u>	<u> </u>	<u> </u>
1	First aid kit	<u> </u>	<u> </u>	<u> </u>	<u> </u>
2	Liter plastic bottles	<u> </u>	<u> </u>	<u> </u>	<u> </u>
1	Tape, Duct	<u> </u>	<u> </u>	<u> </u>	<u> </u>
1	Knife, w/spare blades	<u> </u>	<u> </u>	<u> </u>	<u> </u>
1	Tape measure, 6 ft.	<u> </u>	<u> </u>	<u> </u>	<u> </u>
1	50cc syringe	<u> </u>	<u> </u>	<u> </u>	<u> </u>
1	Potassium Iodide, KI, BTL 14 tabs/BTL	<u> </u>	<u> </u>	<u> </u>	<u> </u>
1	Full set, maps	<u> </u>	<u> </u>	<u> </u>	<u> </u>
4	Extremity TLD rings	<u> </u>	<u> </u>	<u> </u>	<u> </u>
2	0-200 mR dosimeters	<u> </u>	<u> </u>	<u> </u>	<u> </u>
2	0-1R dosimeters	<u> </u>	<u> </u>	<u> </u>	<u> </u>

CONTROLLED DOCUMENT

PVNGS EMERGENCY PLAN IMPLEMENTING PROCEDURE	PROCEDURE NO. EPIP-38	APPENDIX M Page 2 of 2
	REVISION 7	Page 34 of 40

OFFSITE SURVEY TEAM EMERGENCY KIT A (CON'T) (SERVICE BUILDING)

	<u>SERIAL NUMBER</u>	<u>DATE/INITIALS</u>	<u>CALIBRATION DUE DATE</u>	<u>BATTERY RECHARGE/ REPLACEMENT</u>
1	Handheld trowel	/		
1	Tweezers, pr.	/		
1	Surgeon's gloves, box	/		
2	Grease pencils	/		
1	Dosimeter charger	/		
1	Check source	/		
1	Calcu'ator	/		
1	Radio antenna	/		

Kit Sealed: YES _____ NO _____ N/A _____

Comments:

Performed by:

Signature

Date

Reviewed by:

Signature

Date

CONTROLLED DOCUMENT

PVNGS EMERGENCY PLAN IMPLEMENTING PROCEDURE	PROCEDURE NO. EPIP-38	APPENDIX N Page 1 of 2
EMERGENCY EQUIPMENT AND SUPPLIES INVENTORY	REVISION 7	Page 35 of 40

OFFSITE SURVEY TEAM EMERGENCY KIT B (SERVICE BUILDING)

_____ Scheduled
 _____ Other _____

_____ Date Inventory Started
 _____ Date Inventory Completed _____

		SERIAL NUMBER	DATE/INITIALS	CALIBRATION DUE DATE	BATTERY RECHARGE/ REPLACEMENT
1	GM Survey Meter	_____	____/____/____	_____	_____
1	Frisker w/probe	_____	____/____/____	_____	_____
1	Portable Ion Chamber Survey Meter	_____	____/____/____	_____	_____
1	DC powered air sampler	_____	____/____/____	_____	_____
2	A/S Heads	_____	____/____/____	_____	_____
1	Particulate A/S filters (box)	_____	____/____/____	_____	_____
50	AgX cartridges	_____	____/____/____	_____	_____
25	Charcoal A/S cartridges	_____	____/____/____	_____	_____
2	Respirators w/filters	_____	____/____/____	_____	_____
2	Respirator filters (char)	_____	____/____/____	_____	_____
1	Aspirator bulbs	_____	____/____/____	_____	_____
2	Alarming dosimeters	_____	____/____/____	_____	_____
2	Noble gas collection chamber (Marinelli beakers)	_____	____/____/____	_____	_____
1	NG pre-filter holder	_____	____/____/____	_____	_____
2	Full sets of disposable P.C.s	_____	____/____/____	_____	_____
1	Smears (box with folders)	_____	____/____/____	_____	_____
1	Clipboards	_____	____/____/____	_____	_____
2	Pads paper, yellow, lined	_____	____/____/____	_____	_____
4	Pens/pencils	_____	____/____/____	_____	_____
50	Plastic bags, various sizes	_____	____/____/____	_____	_____
1	First aid kit	_____	____/____/____	_____	_____
2	Liter plastic bottles	_____	____/____/____	_____	_____
1	Tape, Duct	_____	____/____/____	_____	_____
1	Knife, w/spare blades	_____	____/____/____	_____	_____
1	Tape measure, 6 ft.	_____	____/____/____	_____	_____
1	50cc syringe	_____	____/____/____	_____	_____
1	Potassium Iodide, KI, BTL 14 tabs/BTL	_____	____/____/____	_____	_____
1	Full set, maps	_____	____/____/____	_____	_____
4	Extremity TLD rings	_____	____/____/____	_____	_____
2	0-200 mR dosimeters	_____	____/____/____	_____	_____

CONTROLLED DOCUMENT

PVNGS EMERGENCY PLAN IMPLEMENTING PROCEDURE	PROCEDURE NO. EPIP-38	APPENDIX N Page 2 of 2
EMERGENCY EQUIPMENT AND SUPPLIES INVENTORY	REVISION 7	Page 36 of 40

OFFSITE SURVEY TEAM EMERGENCY KIT B (CON'T) (SERVICE BUILDING)

	<u>SERIAL NUMBER</u>	<u>DATE/INITIALS</u>	<u>CALIBRATION DUE DATE</u>	<u>BATTERY RECHARGE/ REPLACEMENT</u>
2	0-1R dosimeters	/		
1	Hand-held trowel	/		
1	Tweezer, pr.	/		
1	Surgeon's gloves, box	/		
2	Grease pencils	/		
1	Dosimeter charger	/		
1	Check source	/		
1	Calculator	/		
1	Radio antenna	/		

Kit Sealed: YES _____ NO _____ N/A _____

Comments:

Performed by: _____

Signature

Date

Reviewed by: _____

Signature

Date

CONTROLLED DOCUMENT

PVNGS EMERGENCY PLAN IMPLEMENTING PROCEDURE	PROCEDURE NO. EPIP-38	APPENDIX O Page 1 of 1
EMERGENCY EQUIPMENT AND SUPPLIES INVENTORY	REVISION 7	Page 37 of 40

EMERGENCY ONSITE EVACUATION DECONTAMINATION KIT (ANNEX BLDG SECURITY DESK)

Scheduled _____
Other _____

Date Inventory Started _____
Date Inventory Completed _____

	SERIAL NUMBER	DATE/INITIALS	CALIBRATION DUE DATE	BATTERY RECHARGE/ REPLACEMENT
1	Frisker w/probe	/		
1	Portable Ion Chamber	/		
	Survey Meter	/		
1	Portable G.M.	/		
	Survey Meter	/		
2	5' x 10' Herculite fabric	/		
100	Rad-barrier rope, ft	/		
1	Disposable gloves, box	/		
20	Pr, disposable booties	/		
10	Pr, disposable coveralls	/		
10	Disposable caps	/		
5	Cotton towels	/		
10	Soap, bar	/		
1	Tape, Duct	/		
1	Box, moist towelettes	/		
10	Bags, large	/		
4	Signs w/inserts	/		
1	Shampoo	/		
1	Razor, pk	/		
1	Shave cream	/		
1	Q-tips, pack	/		
1	Hand brush	/		
10	Potassium Iodide, KI, BTL 14 tabs/BTL	/		
1	Set, body maps	/		
1	50cc syringe	/		

Kit Sealed: YES _____ NO _____ N/A _____

Comments:

Performed by: _____

Signature

Date

Reviewed by: _____

Signature Date

CONTROLLED DOCUMENT

PVNGS EMERGENCY PLAN IMPLEMENTING PROCEDURE	PROCEDURE NO. EPIP-38	APPENDIX P Page 1 of 2
EMERGENCY EQUIPMENT AND SUPPLIES INVENTORY	REVISION 7	Page 38 of 40

OFFSITE DECONTAMINATION KIT (SERVICE BLDG.)

 Scheduled
 Other

Date Inventory Started
 Date Inventory Completed

	<u>SERIAL NUMBER</u>	<u>DATE/INITIALS</u>	<u>CALIBRATION DUE DATE</u>	<u>BATTERY RECHARGE/ REPLACEMENT</u>
1	Herculite, roll	<u> </u>		
2	5 gal bottles, water	<u> </u>		
1	Rad rope, roll	<u> </u>		
4	Rope stanchions	<u> </u>		
2	Absorbent toweling, rolls	<u> </u>		
6	Surgeons gloves, box	<u> </u>		
5	Full sets P.C.'s	<u> </u>		
5	Sets plastic coveralls	<u> </u>		
50	Plastic disposable booties, pair	<u> </u>		
20	Disposable coveralls, pair	<u> </u>		
20	Disposable caps	<u> </u>		
12	Cotton towels	<u> </u>		
2	Cotton glove liners, dozen	<u> </u>		
2	Soap, package	<u> </u>		
1	Btl, potassium permanganate	<u> </u>		
2	Tape, rolls	<u> </u>		
2	Moist towelettes, box	<u> </u>		
4	Signs w/inserts	<u> </u>		
10	Bags, plastic, large	<u> </u>		
2	Shampoo, btl	<u> </u>		
12	Razors, disposable	<u> </u>		
2	Q-tips, pk	<u> </u>		
1	Hair clippers	<u> </u>		
4	Shaving cream	<u> </u>		
4	Buckets/basins	<u> </u>		
2	4" x 4" gauze, box	<u> </u>		
4	Brushes, hand	<u> </u>		
2	Corn meal/Tide, box	<u> </u>		
3	Rad tape, roll	<u> </u>		
4	Normal saline, liter btl	<u> </u>		
1	First aid kit	<u> </u>		
2	Portable G.M. Survey Meters	<u> </u>	<u> </u>	<u> </u>
1	Box smears w/folders	<u> </u>		

CONTROLLED DOCUMENT

PVNGS EMERGENCY PLAN IMPLEMENTING PROCEDURE	PROCEDURE NO. EPIP-38	APPENDIX P Page 2 of 2
	REVISION 7	Page 39 of 40

OFFSITE DECONTAMINATION KIT (SERVICE BLDG.)

	SERIAL NUMBER	DATE/INITIALS	CALIBRATION DUE DATE	BATTERY RECHARGE/ REPLACEMENT
10 Potassium Iodide, KI, BTL 14 tabs/BTL		/		
1 Set, body maps		/		
2 Friskers w/probes		/		
2 50cc syringe		/		
1 Titanium oxide powder, btl		/		
1 ETDA, btl		/		
1 Citric acid powder, btl		/		
1 Sodium bisulfate, btl		/		
1 Carboxymethyl cellulose ether, btl		/		
2 Vaseline hand lotion, btl		/		
2 Clorox bleach, qt.		/		
1. Waterless hand cleaner, can		/		

Kit Sealed: YES _____ NO _____ N/A _____

Comments:

Performed by: _____
Signature Date

Reviewed by: _____
Signature Date

CONTROLLED DOCUMENT

PV216-000A (8/82)[illegible]

CONTROLLED DOCUMENT

PVNGS EMERGENCY PLAN IMPLEMENTING PROCEDURE	PROCEDURE NO. EPIP-56	
ULTIMATE HEAT SINK EMERGENCY WATER SUPPLY	REVISION 2	Page 1 of 11

ASSIGNED COPY

PVNGS - # 89A

DEPT. HEAD

[Signature]

DATE

10/13/85

PRB/PRG REVIEW

[Signature]

DATE

10/31/85

APPROVED BY

[Signature]

DATE

10/31/85

EFFECTIVE DATE

11-05-85

DN-2050V/0470V

CONTROLLED DOCUMENT

9

<p>PVNGS EMERGENCY PLAN IMPLEMENTING PROCEDURE</p>	<p>PROCEDURE NO. EPIP-56</p>	
<p>ULTIMATE HEAT SINK EMERGENCY WATER SUPPLY</p>	<p>REVISION 2</p>	<p>Page 2 of 11</p>

REVISION HISTORY

[illegible]

CONTROLLED DOCUMENT

PVNGS EMERGENCY PLAN IMPLEMENTING PROCEDURE	PROCEDURE NO. EPIP-56	
ULTIMATE HEAT SINK EMERGENCY WATER SUPPLY	REVISION 2	Page 3 of 11

TABLE OF CONTENTS

<u>SECTION</u>	<u>PAGE NUMBER</u>
1.0 OBJECTIVE	4
2.0 REFERENCES	4
3.0 LIMITATIONS AND PRECAUTIONS	4
4.0 DETAILED PROCEDURE	5
4.1 Personnel Indoctrination/Responsibilities	5
4.2 Prerequisites	5
4.3 Instructions	6

APPENDICES

Appendix A - Offsite Contacts	8
Appendix B - Well Site Selection	9
Appendix C - Temporary Piping Supplier	10
Appendix D - Deep Well Spare Parts	11

CONTROLLED DOCUMENT

PVNGS EMERGENCY PLAN IMPLEMENTING PROCEDURE	PROCEDURE NO. EPIP-56	
ULTIMATE HEAT SINK EMERGENCY WATER SUPPLY	REVISION 2	Page 4 of 11

1.0 OBJECTIVE

- 1.1 To provide guidance on the establishment of an Emergency alternate water supply to maintain sufficient water inventory in the unit spray ponds.

2.0 REFERENCES

2.1 Implementing References

- 2.1.1 Arizona Revised Statute 43-517
- 2.1.2 PVNGS Technical Specifications

2.2 Developmental References

- 2.2.1 Reg Guide 1.27, Rev. 2
- 2.2.2 PVNGS Emergency Plan Rev. 6
- 2.2.3 FSAR Sect. 9.2, Amm. 12

3.0 LIMITATIONS AND PRECAUTIONS

- 3.1 A reliable water supply capable of 225 gpm to each unit shall be operating within 27 days of a Safe Shutdown Earthquake.
- 3.2 The spray pond water level shall be maintained within operable levels per Technical Specifications to provide adequate heat removal capability and avoid reactor core damage.
- 3.3 If construction delays, redundant equipment failures or other unforeseen events threaten the availability and/or reliability of heat removal systems and/or water supply systems or water inventory the Emergency Coordinator, with the concurrence of Emergency Operation Director, shall take whatever action required to restore heat removal capability, including but not limited to;
 - 3.3.1 Utilization of any available water supply and any resources available for delivery to the unit spray ponds.
 - 3.3.2 Any resources available through APS Emergency Organization onsite or offsite.

CONTROLLED DOCUMENT

PVNGS EMERGENCY PLAN IMPLEMENTING PROCEDURE	PROCEDURE NO. EPIP-56	
ULTIMATE HEAT SINK EMERGENCY WATER SUPPLY	REVISION 2	Page 5 of 11

- 3.4 Under Arizona Revised Statute 45-517, 1980, State Groundwater Code, evidence shall be submitted to the Director of Water Resources that an emergency exists as soon as reasonably practical after withdrawals of groundwater commence.

4.0 DETAILED PROCEDURE

4.1 Personnel Indoctrination/Responsibilities

- 4.1.1 Personnel within the Emergency Organization should be aware of the ramifications of a loss of water inventory and/or supply systems.
- 4.1.2 The Emergency Coordinator has overall responsibility for maintaining sufficient water inventory and deciding that an emergency well and piping system should be constructed. This decision should be made within 6 days of the emergency declaration.
- 4.1.3 The Emergency Maintenance Coordinator and the Technical Engineering Coordinator are responsible for providing the Emergency Coordinator with an accurate assessment of current water inventory, the status of normal water supply systems, time estimates for restoration of normal systems, alternate supplies and technically sound solutions to any outstanding water supply problems.
- 4.1.4 The Security Director is responsible for the movement, clearance and badging of personnel entering the station to provide support; i.e.; well drilling crews.
- 4.1.5 The Administrative and Logistics Coordinator is responsible for initiating actions and calling offsite resources required to support the effort to restore sufficient water supplies.

4.2 Prerequisites

- 4.2.1 A Safe Shutdown Earthquake (SSE), other seismic disturbance or redundant equipment failures has occurred to eliminate or restrict water supply to the unit spray ponds.

CONTROLLED DOCUMENT

PVNGS EMERGENCY PLAN IMPLEMENTING PROCEDURE	PROCEDURE NO. EPIP-56	
ULTIMATE HEAT SINK EMERGENCY WATER SUPPLY	REVISION 2	Page 6 of 11

4.3 Instructions

NOTE

This procedure shall be implemented to secure a dependable water supply, capable of delivering 225 gpm to each unit within 27 days of a Safe Shutdown Earthquake or other accident which eliminates or restricts normal water supply to an unsafe level.

NOTE

This procedure shall be initiated within 6 days of a seismic event or SSE which results in irreparable damage to the three onsite wells which supply makeup water to the Spray Ponds.

NOTE

See Appendix B for primary and Alternate Well Site Selection.

- 4.3.1 The Emergency Maintenance Coordinator shall initiate the action to determine the extent of damage to normal water supply systems, estimated time and resources required to make required repairs and restore normal systems. See Appendix E for available spare parts.
- 4.3.2 The Technical Engineering Coordinator shall initiate actions to determine the amount and availability of any alternate water reserves, i.e.: cooling tower basins, water reservoir and methods for delivery to spray ponds.
- 4.3.4 The Administrative and Logistics Coordinator shall take action to mobilize the following:
 - 4.3.4.1 A well drilling company capable of sinking the required well within 15 days (27 days from time 0). See Appendix A for local companies.
 - 4.3.4.2 An irrigation or other piping supply company capable of delivering temporary piping. See Appendix D for source of temporary piping.

CONTROLLED DOCUMENT

PVNGS EMERGENCY PLAN IMPLEMENTING PROCEDURE	PROCEDURE NO. EPIP-56	
ULTIMATE HEAT SINK EMERGENCY WATER SUPPLY	REVISION 2	Page 7 of 11

4.3.4.3 Earth Technology Corp. may provide engineering support as needed, (Another suitable engineering firm may be used if Earth Technology Corp. is unavailable).

4.3.4.4 Bechtel Power Corporation shall provide engineering and/or field assistance as needed.

4.4 Routes to Palo Verde

4.4.1 Normal route to PVNGS for equipment from Phoenix would be Interstate 10 west to Wintersburg Road and south to the site.

4.4.2 Alternate routes of travel should be established by the Administrative and Logistics Coordinator depending on resource availability, location and extent of any damage to offsite resources.

CONTROLLED DOCUMENT

PVNGS EMERGENCY PLAN IMPLEMENTING PROCEDURE	PROCEDURE NO. EPIP-56	APPENDIX A Page 1 of 1
ULTIMATE HEAT SINK EMERGENCY WATER SUPPLY	REVISION 2	Page 8 of 11

OFFSITE CONTACTS

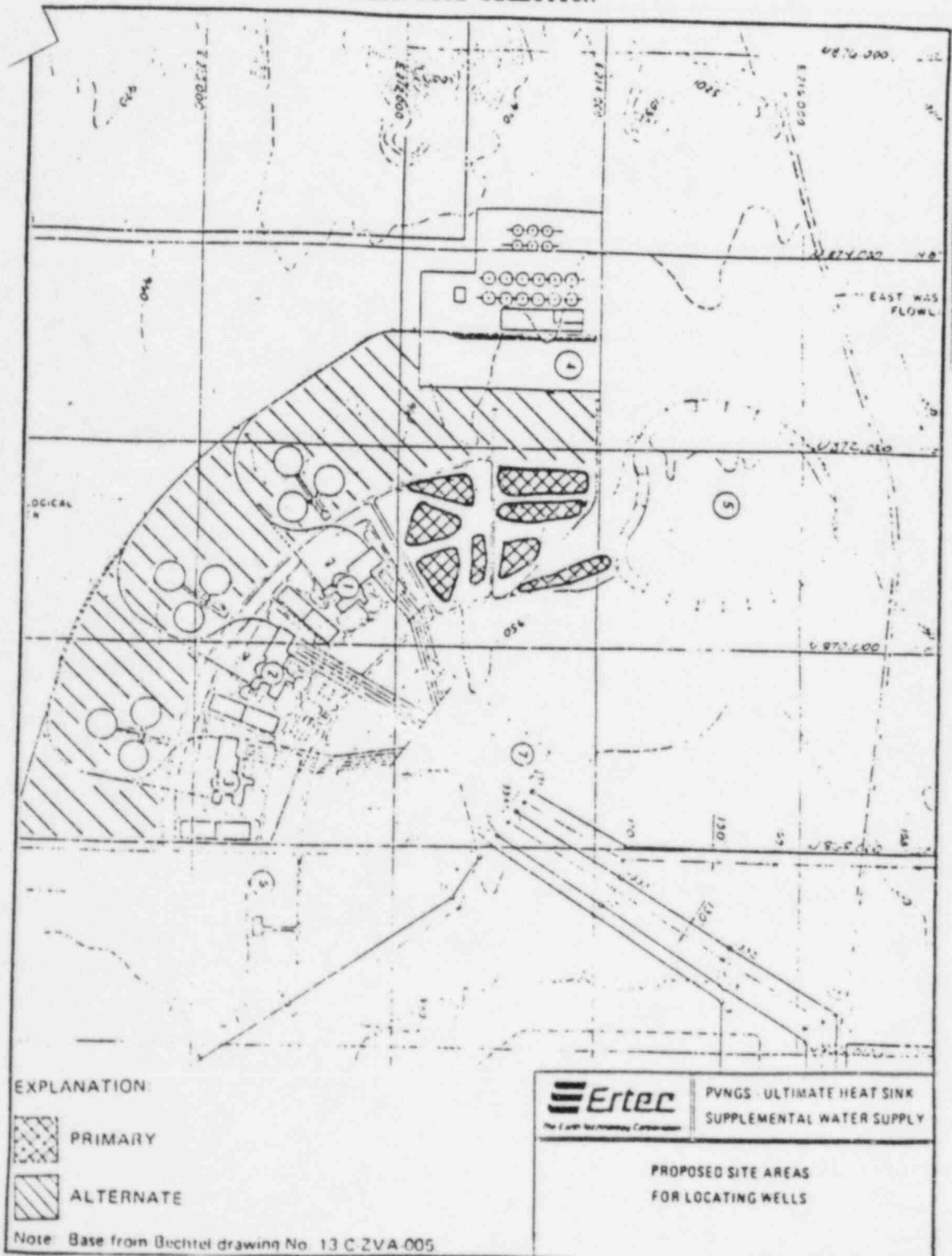
WELL DRILLING COMPANIES

1. B C & M Drilling Inc., 1128 South Lewis Mesa, AZ 85202
[REDACTED]
2. Campbell's Drilling, Inc., P.O. Box 833, Wickenburg, AZ 85358
[REDACTED]
3. EARTH TECHNOLOGY CORP.
3116 West Thomas Road, Suite 601, P.O. Box 14570, Phoenix, AZ 85063
[REDACTED]
4. Layne-Western Co., 9002 South Hardy Drive, Tempe, AZ 85284
[REDACTED]

CONTROLLED DOCUMENT

PVNGS EMERGENCY PLAN IMPLEMENTING PROCEDURE	PROCEDURE NO. EPIP-56	APPENDIX B Page 1 of 1.
ULTIMATE HEAT SINK EMERGENCY WATER SUPPLY	REVISION 2	Page 9 of 11

WELL SITE SELECTION



PV216-00DA (8/82)

CONTROLLED DOCUMENT

CONTROLLED DOCUMENT

PVNGS EMERGENCY PLAN IMPLEMENTING PROCEDURE	PROCEDURE NO. EPIP-56	APPENDIX C Page 1 of 1
ULTIMATE HEAT SINK EMERGENCY WATER SUPPLY	REVISION 2	Page 10 of 11

TEMPORARY PIPING SUPPLIER

1. Rain for Rent Irrigation Systems, 26001 S. Arizona Hwy 93 Chandler, AZ

CONTROLLED DOCUMENT

PVNGS EMERGENCY PLAN IMPLEMENTING PROCEDURE	PROCEDURE NO. EPIP-56	APPENDIX D Page 1 of 1
	REVISION 2	Page 11 of 11
ULTIMATE HEAT SINK EMERGENCY WATER SUPPLY		

DEEP WELL SPARE PARTS
PO # FC502, F15B394

EQUIPMENT	QTY	BECHTEL MRR	APS MRR	LOCATION
1) Pump Bowl Assembly	1	168063	952907	C19A9-10 C20A5-6
2) Weld on Cone Galvanized Strainer 10"	1	167856	952907	C19A9
3) Toe Pipe 10" x 10"	1	167856	952907	D21K
4) 200 Hp Electric Motor 3 1800 RPM	1	168063	952907	C4K
5) Disc, Head (HD 16x10 NAT)	1	168063	952907	C19B9
6) TPI Tube 20' Lengths	19	168063	952907	D21K
7) Butt T & C Column Pipe 10" x 279" x 20'	19	168063	952907	D21K

CONTROLLED DOCUMENT



UNITED STATES
NUCLEAR REGULATORY COMMISSION
WASHINGTON, D. C. 20555

December 20, 1985

50-528/529/530 Palo Verde

MEMORANDUM FOR: Chief, Document Management Branch, TIDC
FROM: Director, Division of Rules and Records, ADM
SUBJECT: REVIEW OF UTILITY EMERGENCY PLAN DOCUMENTATION

The Division of Rules and Records has reviewed the attached document and has determined that it may now be made publicly available.

Donnie H. Grimsley

Donnie H. Grimsley, Director
Division of Rules and Records
Office of Administration

Attachment: As stated