

OFFSITE DOSE CALCULATION MANUAL
(ODCM)

SOUTH TEXAS PROJECT ELECTRIC GENERATING STATION

Prepared by

Health & Safety Division
Nuclear Operations Department
Houston Lighting & Power Company

Revision 1
November 1985

TABLE OF CONTENTS

	Page
1.0 <u>Introduction</u>	
1.1 Purpose	1-1
1.2 General Site Description	1-2
2.0 <u>Summary of Release Points and Detector System</u>	
2.1 Gaseous Release Points	2-1
2.2 Liquid Release Points	2-1
2.3 Detector System and Instrument Responses	2-2
3.0 <u>Alarm Setpoint Adjustments</u>	
3.1 Liquid Effluents	3-1
3.2 Example Alarm Point Calculation for Liquid Effluents	3-4
3.3 Gaseous Effluents	3-5
3.4 Example Alarm Point Calculation for Atmospheric Effluents	3-7
4.0 <u>Offsite Dose Calculations</u>	
4.1 Liquid Releases	4-1
4.2 Liquid Exposure Dose Model	4-1
4.3 Gaseous Releases	4-7
4.4 Gaseous Dose Models and Dose Formulas	4-9
4.5 Technical Specification 3.11.4 Dose Calculations	4-16
4.6 Dose to MEMBERS OF THE PUBLIC On Site	4-16
5.0 <u>Environmental Radiological Monitoring Program</u>	
5.1 Program Summary	5-1
5.2 Sampling Program Description	5-2
5.3 Sampling Frequency	5-4
5.4 Station Locations	5-4
5.5 Quality Control	5-4
5.6 Analytical Sensitivity	5-4
5.7 Data Presentation	5-4
5.8 Routine Reporting Requirements	5-5

	<u>LIST OF TABLES</u>	Page
Table 3.1:	Liquid Release Detector, RD-53, Set Point Calculation	3-10
Table 3.2:	Noble Gas Detector, RD-52, Response to single nuclide	3-11
Table 3.3:	Liquid Release Detector, RD-53, Response to 1 uCi/ml of Each Nuclide	3-12
Table 3.4:	Noble Gas Detector, RD-52, Response to 1 uCi/ml of Each Nuclide	3-13
Table 4.1:	Radionuclide Fractions Leaving STPEGS Via Liquid Routes	4-18
Table 4.2:	Liquid Dose Pathway Factor Description	4-20
Table 4.3:	Liquid Parameter Values for Equations 4.2 and 4.3	4-21
Table 4.4:	Particle Depletion and Deposition Factors for Ground Level Releases	4-22
Table 4.5:	Gaseous Dose Pathway Factor Description	4-23
Table 4.6:	Gaseous Parameter Values for Equations 4.14 to 4.19	4-24
Table 4.7:	Pathway Dose Factors	4-25
Table 5.1:	Minimum Operational Radiological Environmental Monitoring Program	5-6
Table 5.2:	Detection Capabilities for Environmental Sample Analysis	5-12
Table 5.3:	Sample Station Locations	5-13

LIST OF FIGURES

	Page
Figure 2.1: Unit Ventilation Systems	2-4
Figure 2.2: Turbine Building Ventilation System	2-5
Figure 2.3: Energy Responses Curve for the RD-52 Offline Beta Detector	2-6
Figure 2.4: RD-52 Particulate Detector Energy Response to Betas	2-7
Figure 2.5: Detector Energy Response to Gamma Radiations for RD-53 Offline Gamma Detector	2-8
Figure 4.1: Lower Colorado River Area	4-26
Figure 4.2: STPEGS Site	4-27

1.0 Introduction

1.1 Purpose

The Offsite Dose Calculation Manual (ODCM) provides the methods and parameters used to calculate offsite doses due to routine radioactive liquid and gaseous effluent releases. This ODCM is a supporting document of the Radiological Effluent Technical Specifications (RETS) for the South Texas Project Electric Generating Station (STPEGS) and meets the following identified needs:

- a. Section 3.1 of the ODCM describes the methods approved for setting alarm points on liquid monitors to assure that the concentrations of radioactive liquid effluents released to the UNRESTRICTED AREA are limited to the concentration limits of 10CFR20, Appendix B, Table II;
- b. Section 3.3 of the ODCM describes the methods approved for setting alarm points on gaseous monitors to assure that the concentrations of radioactive noble gas effluents released to the UNRESTRICTED AREA are limited to the concentration limits of 10CFR20, Appendix B, Table II;
- c. Section 4.1 to 4.4 of the ODCM describes the methods approved for calculating doses and dose rates to the maximum exposed MEMBER OF THE PUBLIC in the UNRESTRICTED AREA for comparison with the limits of the Technical Specifications;
- d. Section 4.5 of the ODCM describes the methods approved for calculating the total dose from the uranium fuel cycle to the maximum exposed MEMBER OF THE PUBLIC for comparison with the limits of 40CFR190;
- e. Section 4.6 of the ODCM describes the method approved for calculating doses to MEMBERS OF THE PUBLIC who may visit STPEGS or travel within the site boundary;
- f. Section 5.0 of the ODCM describes the Radiological Environmental Monitoring Program (REMP) including the minimum sampling program and sample locations.

This ODCM is consistent with "Radiological Effluent Technical Specifications for PWR's (NUREG-0472 Draft)"; "Preparation of Radiological Effluent Technical Specifications for Nuclear Power Plants (NUREG-0133)"; "Calculation of Annual Doses to Man From Routine Releases of Reactor Effluents for the Purpose of Evaluating Compliance With 10CFR50, Appendix I (Regulatory Guide 1.109)"; and the radiation monitoring system with its offsite dose calculation software installed at STPEGS.

This ODCM was prepared to reflect the actual equations used to meet the regulatory requirements and hence changes to this document are anticipated. Substantive changes to the methods contained in this document are reviewed and approved by the Plant Operations Review Committee (PORC) as required by Technical Specification 6.14 and revisions are forwarded to the NRC with the Semiannual Radioactive Effluent Release Report. However, the general methods presented should accommodate operational flexibility without frequent or major changes to this manual.

1.2 General Site Description

The South Texas Project Electric Generating Station (STPEGS) consists of two pressurized water reactor units situated on a 19 square mile site. The units are similar in design and are planned to operate independently with a minimum of shared systems. Each unit has its own liquid radioactive waste treatment system and its own ventilation system. Each unit consists of a reactor containment building, an attached fuel-handling and storage building, an attached mechanical electrical auxiliary building, and a detached turbine-generator building.

The most notable common system is the cooling reservoir into which liquid radioactive effluents are discharged from both units. Also, the systems which monitor radioactive releases for each unit report their results to a common computer for the purposes of report generation and offsite dose calculation.

The site is relatively remote with the nearest resident over two miles from either unit and with the nearest community about four miles distant. The closest site boundary is nearly a mile from either unit.

The terrain is coastal plain with farm land and range predominating. The land rises slowly from sea level 10 miles south of the plant to an elevation of 45 feet about 10 miles to the north. The only topographical relief consists of plant associated structures and shallow gullies. The methods discussed in this document for calculating offsite doses due to atmospheric releases were evaluated against this relatively simple terrain.

Dose calculations for liquid effluent releases include considerations for dilution and radioactive decay in the large cooling reservoir into which releases from both units are made. These dose estimates are based on offsite discharges from the reservoir to the Colorado River and the Little Robbins Slough area as a consequence of initial radioactive effluent releases into the reservoir.

2.0 Summary of Release Points and Detector System

2.1 Gaseous Release Points (Reference 7, FSAR Section 11.3)

The sources of gaseous releases for each unit at STPEGS are:

- 1) Reactor Containment Building (RCB);
- 2) Mechanical-Electrical Auxiliary Building (MEAB);
- 3) Fuel-Handling Building (FHB);
- 4) Gaseous Waste Processing System (GWPS);
- 5) Turbine-Generator Building (TGB).

Only the first four sources contribute significantly to routine plant atmospheric releases. The effluents from the first four sources are routed to a common exhaust pipe located on the roof of each unit's MEAB. The effluent is monitored by three radiation detectors (noble gas, particulate, and iodine) and then exhausted horizontally at an elevation of 29 meters and at a flow rate of 8370 cubic meters per minute. Figure 2.1 summarizes the system which is installed at each unit.

Radioactive gaseous effluents from each TGB originate primarily in the condenser vacuum pumps. The exhaust from these pumps is monitored by noble gas detectors. These systems are exhausted onto the northwest area of each TGB roof with a flow rate of about 2 cubic meters per minute. Figure 2.2 summarizes these systems.

Occasionally other atmospheric release points may be important such as the main steam line atmospheric dumps and the gland steam condenser vents. If releases occur due to unusual operating circumstances, an estimate is made of any unmonitored effluent releases prior to offsite dose calculation. These release estimates are based on the mass of secondary coolant lost and the nuclide concentrations in the secondary coolant.

2.2 Liquid Release Points (Reference 7, FSAR Section 11.2)

The sources of liquid radioactive releases consist of equipment leaks and drains, valve leak offs, pump seal leak offs, floor drains, etc. from systems containing reactor coolant in the RCB and MEAB plus liquid effluents from processes such as the laundry, hot showers, condensate polishing systems, boron recycle systems, etc..

Some of these systems are monitored for control of plant processes, and all the radioactive liquid waste is eventually routed to the liquid radwaste processing system of each unit for treatment and release. Releases are by batch from each unit and are monitored prior to entering the Circulating Water System via the Open Loop Auxiliary Cooling Water System and hence the reservoir. The radioactive effluent released from each unit's liquid radwaste processing system

is continuously monitored using a scintillation detector mounted off-line from the discharge pipe .

Potentially contaminated liquid effluents from floor drains and the condensate polishing regeneration waste collection system in each TGB could also be a source of radioactive waste. The floor drain system effluents of each TGB are monitored continuously as are the condensate polishing system effluents.

Provided no activity is detected in the floor drain system effluents, they are combined with oily waste effluents and are discharged directly into the reservoir. The condensate polishing regeneration system normally discharges into a neutralization basin. If activity is measured during routine sampling of the Total Dissolved Solids Tank or if the system's in-line monitor detects activity in the regenerate waste effluent, the flow to the neutralization basin is isolated. Flow would be diverted to the liquid radwaste processing system of the appropriate unit.

Liquid radioactive releases from either unit leave STPEGS from the reservoir to the Colorado River, the West Branch of the Colorado, or to the Little Robbins Slough area. Under normal circumstances all radioactive liquid effluents are treated and diluted into the 150,000 acre-foot (average fill height) reservoir prior to release from the site. From time to time planned releases are made to the Colorado River through the blowdown facilities provided. However, some releases are uncontrollable such as flow from the hydraulic relief wells surrounding the reservoir or flow over the spillway following unusually heavy rains.

Because of the large capacity of the reservoir, the radionuclide concentrations in these releases (planned or unplanned) are expected to be a small fraction of the concentration limits listed in the Technical Specifications. The nuclide concentrations in waters released from the reservoir are estimated based on releases to the reservoir and radioactive decay. A routine monitoring program for the reservoir and relief well discharges is used as the basis for confirming estimates of radionuclide concentrations released to the offsite environment.

2.3 Detector System and Instrument Responses

Three types of detectors are used in association with effluent monitors. All are sensitive to gamma rays; however, some are primarily sensitive to beta radiations. Those sensitive primarily to beta include the air particulate and noble gas detectors. Those sensitive primarily to gamma include the iodine air channel detectors and the liquid release monitors.

The noble gas (normal range) detectors consist of plastic scintillators which respond primarily to beta particles. The response of these detectors is a function of beta energy as can be seen from Figure 2.3. These detectors are calibrated in uCi/ml for a gas with beta emission spectra similar to Cl-36.

The air particulate detectors also consist of plastic scintillators which respond primarily to beta decay from particulates deposited on a filter paper. These detectors are calibrated in uCi/ml relative to Cl-36 betas with an overall response similar to that shown in Figure 2.4.

The iodine air channel detectors are NaI(Tl) scintillators in conjunction with a single channel analyzer adjusted to monitor the 364 KeV gamma of I-131. Although sensitive to all gammas, the iodine detector is sized and the single channel analyzer is adjusted to minimize response to interfering radiation. The detectors are calibrated in uCi/ml of I-131 based on a Ba-133 calibration source.

The liquid effluent detectors are NaI(Tl) scintillators which are sized (1.5 by 1 inch) to be sensitive to a broad range of gamma emitters. These detectors are calibrated in uCi/ml relative to Cs-137 but have general gamma detection ability similar to that shown in Figure 2.5 .

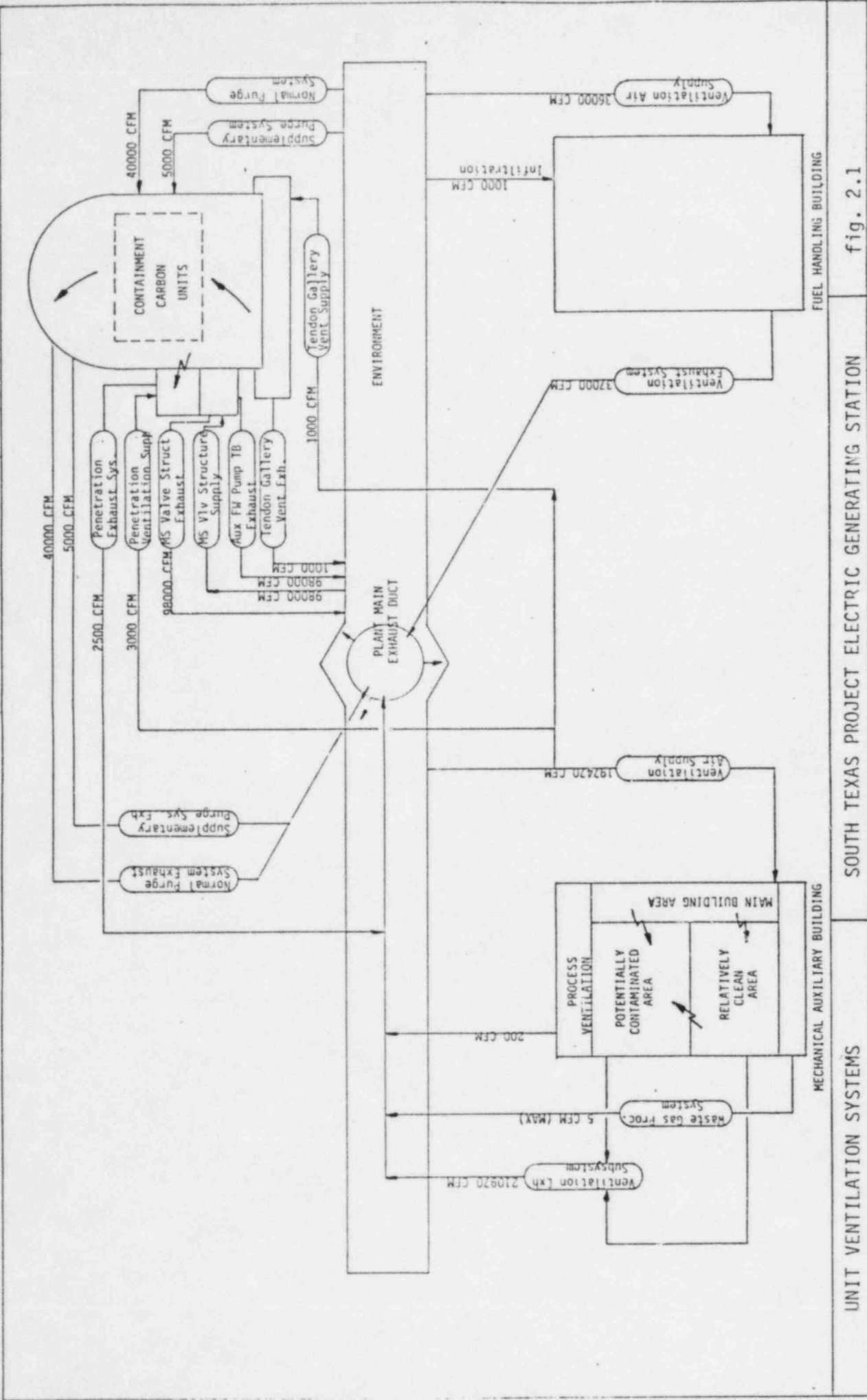
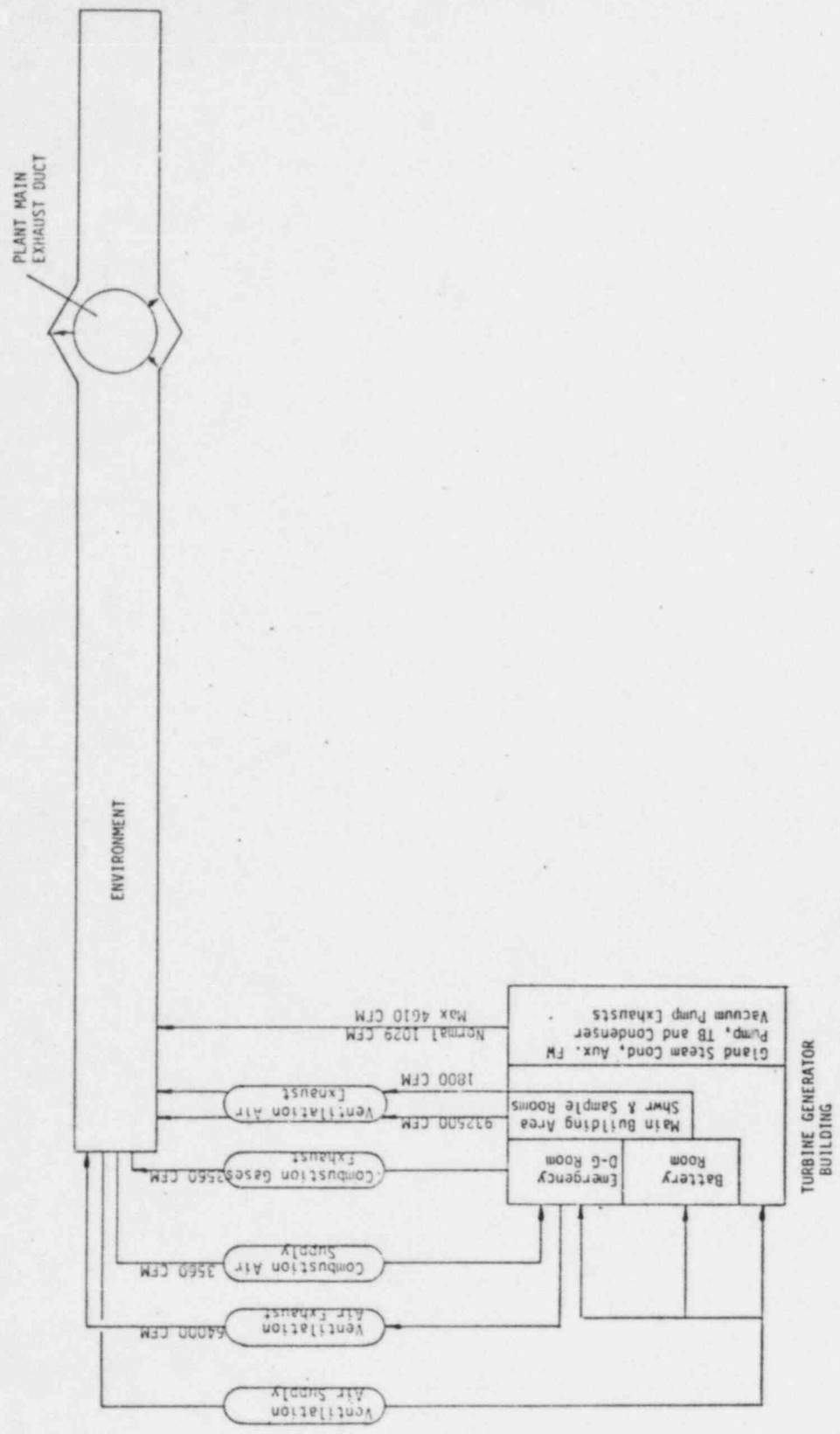


fig. 2.1

SOUTH TEXAS PROJECT ELECTRIC GENERATING STATION

UNIT VENTILATION SYSTEMS



TURBINE BUILDING VENTILATION SYSTEM SOUTH TEXAS PROJECT ELECTRIC GENERATING STATION fig. 2.2

Figure 2.3 Energy Response Curve for the RD-52 Offline Beta Detector Operating at 760 mm Hg and 25° C
(Assuming one beta per disintegration)

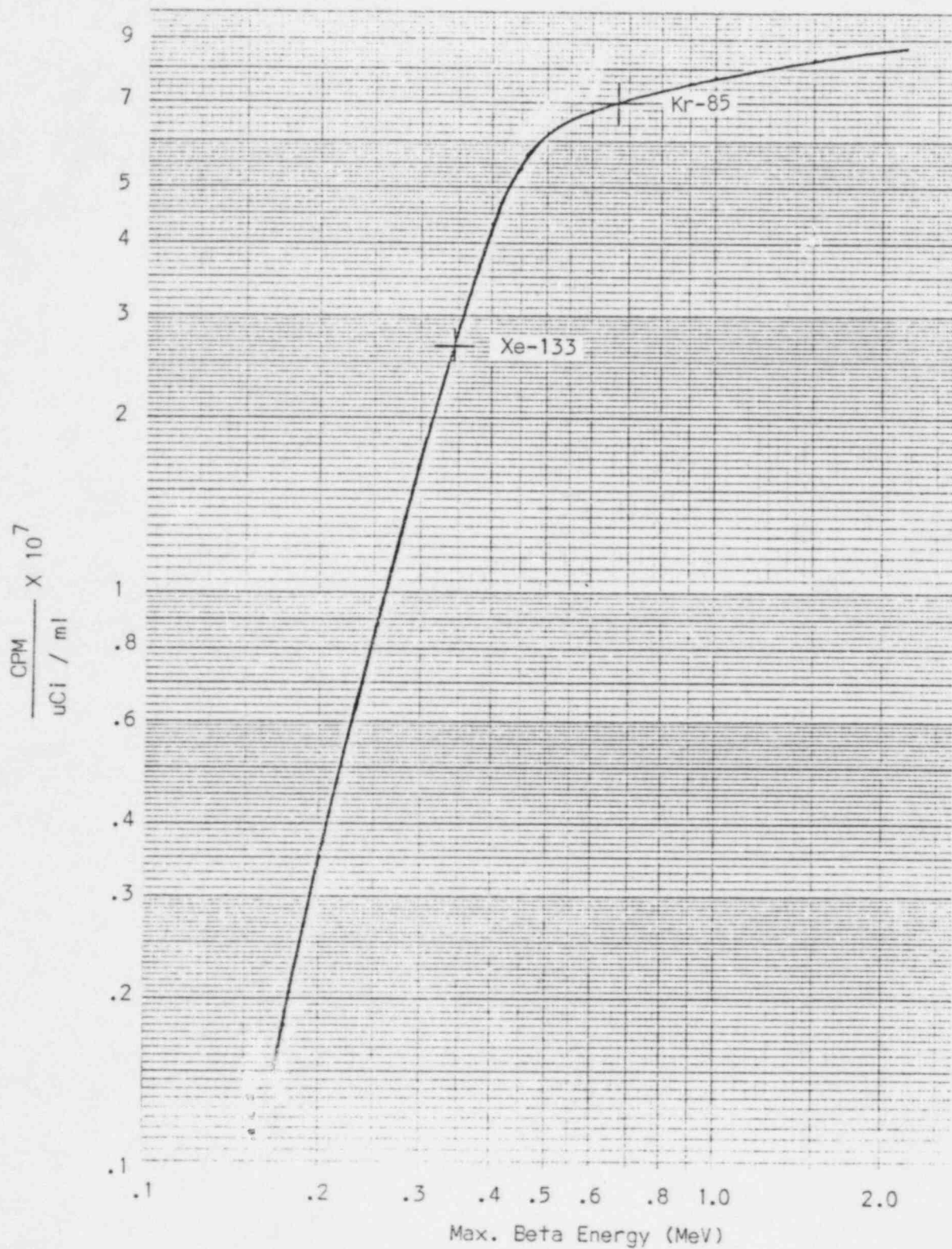
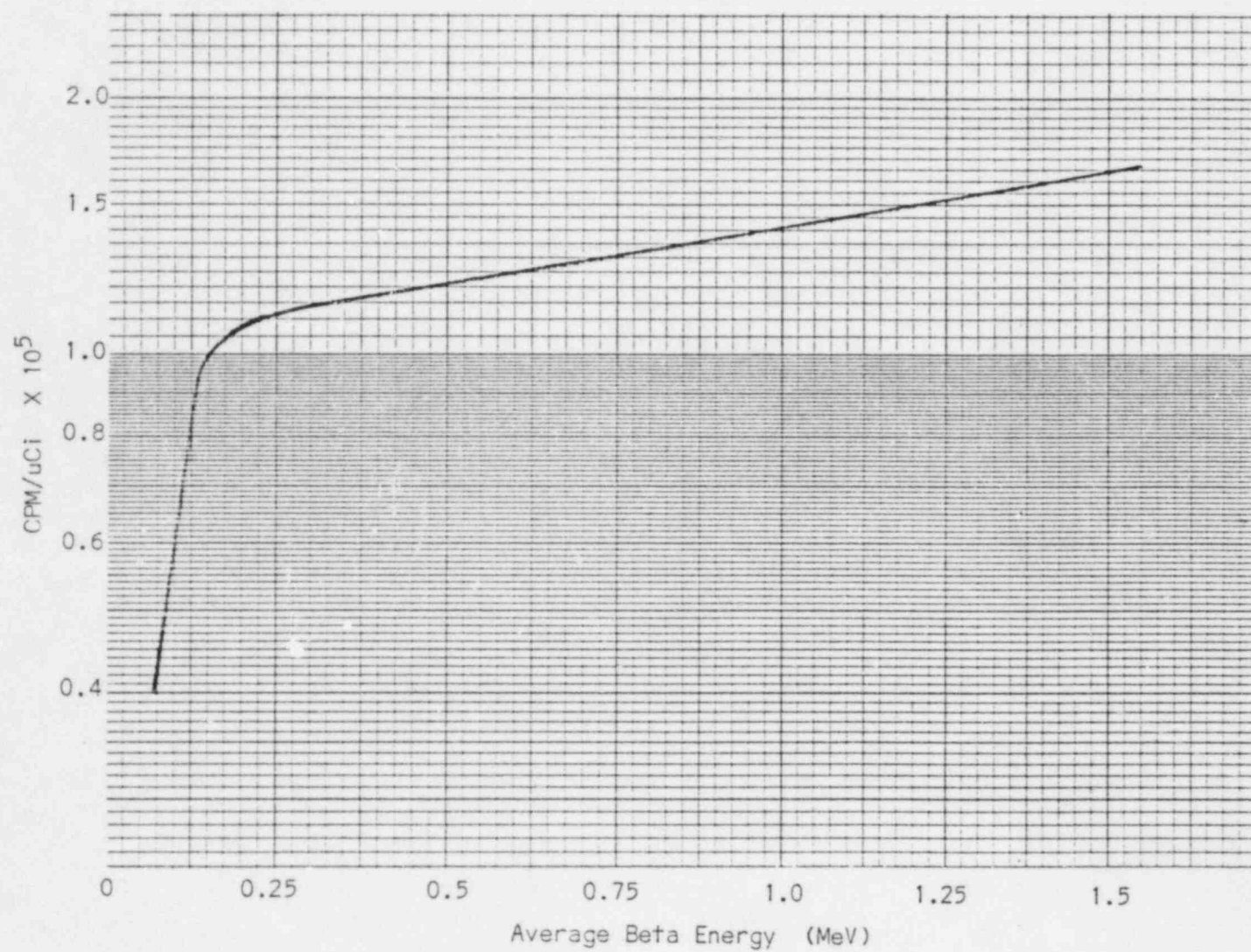
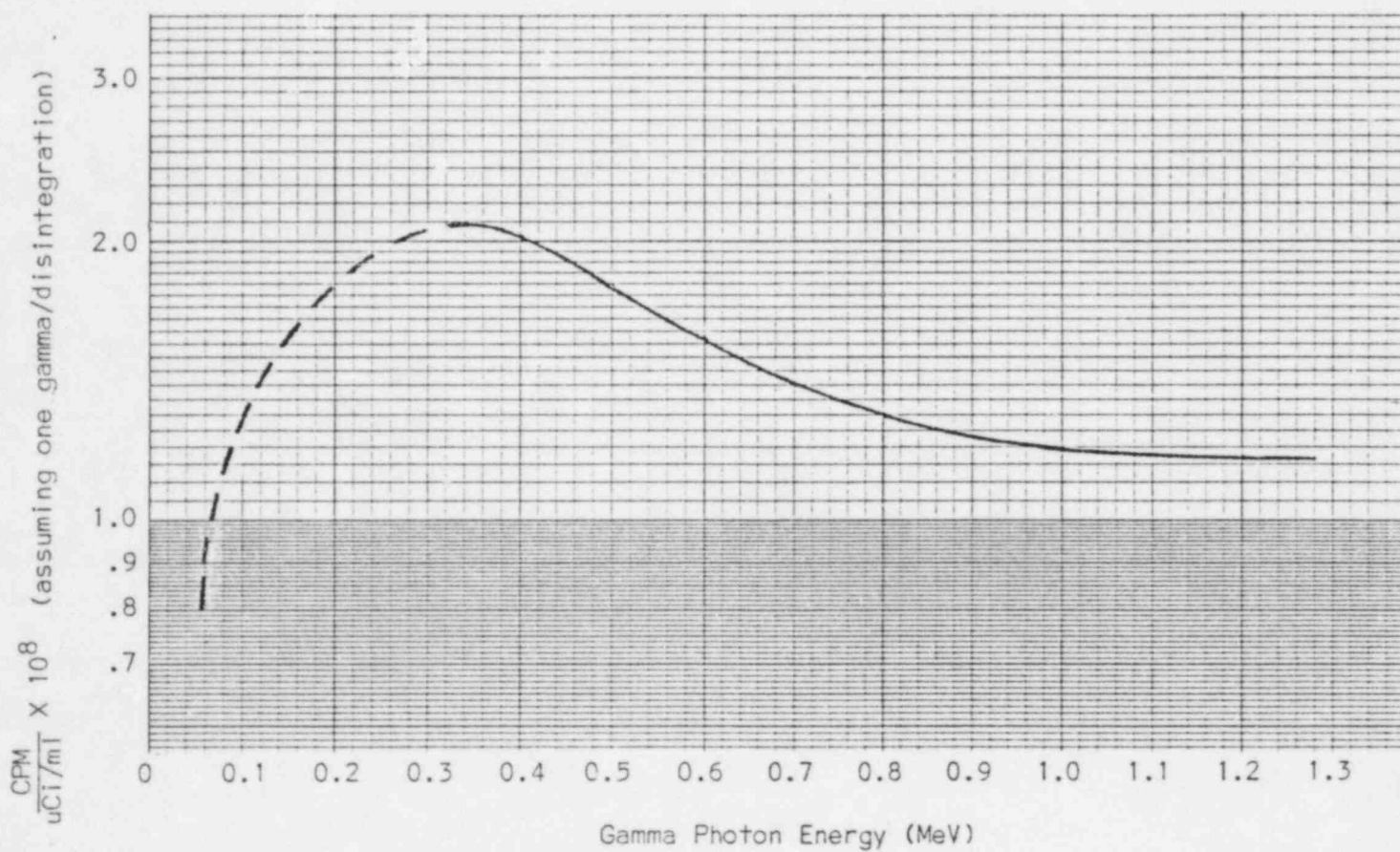


Figure 2.4 RD-56 Particulate Detector Energy Response to Betas
(assuming one beta per disintegration)



(Copied from G. A. Technologies report EL-3296.)

Figure 2.5 Detector energy response to gamma radiations for the
RD-53 offline gamma detector



(Copied from G. A. Technologies report EL-3509.)

3.0 Alarm Setpoint Adjustments

3.1 Liquid Effluents

3.1.1 NRC Regulatory Requirements

NRC regulatory requirements for radioactive liquid effluents, Specification 3.3.3.9 of the Radiological Effluent Technical Specifications, requires that the concentration of radioactive material released at any time from the South Texas Project Electric Generating Station (STPEGS) to unrestricted areas be limited to the Maximum Permissible Concentrations (MPCs) in water. The MPCs are as indicated in 10CFR20, Appendix B, Table II, column 2 for nuclides other than dissolved or entrained noble gases. Noble gas concentrations must be limited to 2.0E-04 uCi/ml.

3.1.2 Interpretation

Liquid effluent releases from STPEGS are diluted by a 7000 acre reservoir. Plant releases are all routed into the cooling reservoir where substantial dilution and radioactive decay may occur before ultimate release from the site. The reservoir lies totally within the confines of the site and the use of its water is restricted to plant operation. No recreation including hunting and fishing is permitted on the reservoir. Liquid effluents diluted into the cooling reservoir may be released during:

- a) scheduled blowdown operations to the Colorado River,
- b) passive hydraulic relief well flow,
- c) dilution into the shallow ground water aquifer, or
- d) passive spillway releases following unusually heavy rains.

The blowdown releases will be planned; however, the other releases are not controlled by the operations staff. To assure that the provisions of Technical Specification 3.3.3.9 are satisfied, the concentrations of radionuclides in the reservoir shall be maintained at levels less than the release limits of 10CFR20, Appendix B, Table II, Column 2.

3.1.3 Implementation

Concentrations of radionuclides in the cooling reservoir will be controlled such that the sum of the ratios of the MPCs, MPC_{eff}, remains less than unity as indicated in Equation 3.1 below:

$$MPC_{eff} = \frac{C_1}{MPC_1} + \frac{C_2}{MPC_2} + \dots + \frac{C_i}{MPC_i} < 1 \quad \text{Eq. 3.1}$$

where C_1, C_2, \dots, C_i are the measured nuclide concentrations of a representative sample of effluent (uCi/ml);

MPC₁, MPC₂, ..., MPC_i are the associated maximum permissible concentrations of those nuclides which contribute at least 90% to the total dose.

Consequently any releases from the reservoir to the offsite environment will meet the requirements of Technical Specification 3.3.3.9.

In order to assure that the concentration of radionuclides in the reservoir never exceeds an effective concentration of one MPC, the dilution afforded by the circulating coolant and auxiliary cooling water flows must be estimated. The dilution of liquid radwaste discharges into the circulating coolant from each unit is calculated as indicated below:

$$A = [Fr * Ar + Fc * Ac] / [Fc + Fr] \quad \text{Eq. 3.2}$$

where:

Fr = flow rate of rad waste, gal/min

Fc = flow rate of circulating coolant and the open loop auxiliary cooling water, normally 9E5 gal/min (9E5 is 1/2 the normal circulating coolant flow of each unit since liquid rad waste is discharged into only one of two 138" lines.

Ar = fraction of MPC in rad waste flow, unitless factor

Ac = fraction of MPC in circulating water before addition of the rad waste stream, unitless factor

A = fraction of an MPC in the circulating water as it reenters the reservoir; A < 1.0.

The very large dilution factors afforded by the circulating coolant will not be routinely used to allow high concentrations of liquid radioactive waste to be discharged from the plant. Under no circumstances will activity be discharged to the reservoir such that the effective MPC of the diluted waste stream exceeds one as described by Eq. 3.2.

In order to calculate the alarm/trip point for these monitors, one of two calculational methods may be chosen. The easiest method is to assume that all the activity present is due to the most prevalent nuclide in the waste stream to which the detector is sensitive. The setpoint may then be calculated from the calibration curve for the concentration limit cited above in 10CFR20. Table 3.1 contains a listing of such alarm points for nuclides identified in the FSAR, based upon the calibration curve in Figure 2.5.

If no single nuclide predominates in the waste stream, then a more accurate method for setting the liquid monitor alarm/trip levels is necessary to account for all the nuclides present and their relative concentrations as nominally measured prior to release. The alarm/trip level can be estimated from these relative concentrations and the calibration curve of Figure 2.5 for an effective concentration of one MPC in water.

The first step toward setting the alarm point by this alternate method is to measure the actual nuclide concentrations in the effluent (liquid or gaseous releases). Next the fraction of an MPC to which this concentration corresponds must be estimated using Equation 3.1 as below:

$$MPC_{eff} = \frac{C_1}{MPC_1} + \frac{C_2}{MPC_2} + \dots + \frac{C_i}{MPC_i}$$

Next the response of the detector to the nuclide must be estimated as indicated below:

$$response = E_1 * C_1 + E_2 * C_2 + \dots + E_i * C_i \quad Eq. 3.3$$

where C_1, C_2, \dots, C_i are the measured nuclide concentrations (uCi/ml) for each nuclide,
 E_1, E_2, \dots, E_i are the detector responses for each of the "i" nuclides (cpm per uCi/ml).

The instrument response to the nuclide mix in either cpm or uCi/ml (Cs-137 equivalent) may be estimated by multiplying the appropriate value, E_i , from Table 3.3 by each of the corresponding radionuclide concentrations, C_i , and then summing the results over all the nuclides, i. (i.e. use Equation 3.3)

In order to estimate the instrument response to a one MPC effective concentration, the calculated instrument response must be divided by the effective MPC factor calculated in Equation 3.1 above.

The values in Table 3.3 were estimated using gamma emission spectra and the response of the RD-53 detector as follows:

First the detector efficiency was estimated for the nuclide as:

$$E = \frac{\text{detected cpm}}{\text{uCi/ml of nuclide}} = E_{f1} * n_1 + E_{f2} * n_2 + \dots + E_{fi} * n_i \quad Eq. 3.4$$

where E_{f1} = the gamma 1 detection efficiency (cpm/uCi/ml) as described in the appropriate calibration curve,

n_1 = the frequency of gamma 1 emission per decay of the nuclide,

$E = \frac{\text{detected cpm}}{\text{uCi/ml of nuclide}}$ = the response of the detector to the given nuclide.

The relative efficiency factor, Re , then may be calculated from this efficiency (Equation 3.4 above) as follows:

$$Re = E / \frac{\text{cpm of reference nuclide}}{\text{uCi/ml of reference nuclide}} \quad \text{Eq. 3.5}$$

where $\frac{\text{cpm of reference nuclide}}{\text{uCi/ml of reference nuclide}}$ is taken from the calibration curve.

Values for E and Re are listed in Table 3.3 for selected nuclides.

3.2 Example Alarm Point Calculation for Liquid Effluents

In order to calculate the alarm set point for a particular liquid release, the relative concentration of each nuclide must be known. The count rate and the uCi/ml response of the liquid effluent detector may then be estimated by following the calculational technique described in the previous section.

The following example is solved for a mixture of five (5) nuclides as an example of this method.

Nuclides	Measured Concentrations (uCi/ml)	MPC (uCi/ml)
H 3	3.5E-06	3E-03
I 131	2.2E-07	3E-07
I 133	3.4E-07	1E-06
Cs 134	2.0E-08	9E-06
Cr 51	5.0E-09	2E-03

The first step is to calculate the effective MPC using Equation 3.1 as shown below:

$$MPC_{\text{eff}} = \frac{3.5E-06}{3.0E-03} + \frac{2.2E-07}{3.0E-07} + \frac{3.4E-07}{1.0E-06} + \frac{2.0E-08}{9.0E-06} + \frac{5.0E-09}{2.0E-03}$$

$$MPC_{\text{eff}} = 1.08 \text{ effective MPCs.}$$

The second step is to calculate the response of the detector for each nuclide present in the mixture at the measured concentration using Equation 3.3.

Nuclide	estimated cpm	indicated response
H 3	0	0
I 131	$2.2\text{E-}07 * 1.94\text{E}08 = 43$	$2.2\text{E-}07 * 1.58 = 3.5\text{E-}07$
I 133	$3.4\text{E-}07 * 1.67\text{E}08 = 57$	$3.4\text{E-}07 * 1.36 = 4.6\text{E-}07$
Cs 134	$2.0\text{E-}08 * 3.14\text{E}08 = 6.43$	$2.0\text{E-}08 * 2.55 = 5.1\text{E-}08$
Cr 51	$5.0\text{E-}09 * 2.01\text{E}07 = 0.1$	$5.0\text{E-}09 * .163 = 8.2\text{E-}10$
Total	106	8.6E-07

The last step is to calculate the detector response for a one MPC concentration by dividing the estimated response by the effective MPC.

$$\text{alarm set point} = 106 \text{ (cpm)} / 1.08 = 99 \text{ (cpm/MPC)}$$

$$\text{alarm set point} = 8.6\text{E-}07 \text{ (uCi/ml Cs 137)} / 1.08 = 8.0\text{E-}07 \text{ (uCi/ml per MPC)}$$

If the model RD-53 liquid effluent monitor were set to alarm at $8.0\text{E-}07$ uCi/ml, the effective MPC of the radwaste would not exceed one during the release. If the flow of circulating coolant would permit, the alarm set point could be raised above 1 MPC by a dilution factor calculated in Equation 3.2 (the reciprocal of "A" or $1/A$).

3.3 Gaseous Effluents

3.3.1 NRC Regulatory Requirements

NRC regulatory requirements for radioactive gaseous effluent channels, Radiological Effluent Technical Specification 3.3.3.10, requires that the limits of Specification 3.11.2.1 not be exceeded. This specification requires that the dose rates at the site boundary and beyond from noble gases be kept less than or equal to 500 mrem/year total body and 3000 mrem/year to the skin. Furthermore, dose rates due to I-131, I-133, H-3, and all radionuclides in particulate form with half-lives greater than 8 days shall be less than or equal to 1500 mrem/year to any organ.

3.3.2 Interpretation

In order to assure that this limit is not exceeded the NRC (in section 5.1.1 of NUREG-0133) allows the alarm set point for the MEAB/RCB common exhaust to be calculated such that the nearest offsite receptor would not be exposed to noble gas concentrations greater than those of 10CFR20, Appendix B, Table II, Column 1. The same general method is used to calculate these alarm levels as was described previously for

liquid releases.

3.3.3 Implementation

The nearest site boundary is about a mile from either unit, hence a factor to relate the stack release to the concentration at the site boundary is necessary. Table 2.3-27 of the FSAR contains a list of the annual average X/Q values at the site boundary in each of 16 sectors. The highest value listed is $1.1\text{E}-06$ (sec/cubic meter) in the NNW sector. This value for X/Q is used to provide estimates of dilution for the purpose of setting alarm points.

The next step is to choose whether to control emissions based upon the most prevalent radioactive gas present in the effluent or upon the actual mixture of gases. When the noble gas effluent is dominated by a single nuclide, the alarm point may be set based on the detector response to that single nuclide. Table 3.2 contains a listing of the RD-52 noble gas detector's response to a stack concentration corresponding to a 1 MPC concentration at the site boundary for several noble gases. If no single nuclide dominates, then release alarm set points should be based on the actual estimated mix.

This alternate method for estimating the alarm set point is based on the normal mix of noble gases expected to be emitted during a particular release period. The offsite noble gas concentration corresponding to the maximum permissible concentration (MPC) as described in 10CFR20 must be calculated. The stack concentrations for each nuclide are then estimated using the previously mentioned X/Q value along with the maximum stack flow rate of 8400 (cubic meters per minute).

From this step on, the methodology for calculating the alarm set point for a particular detector is identical to that described by Equations 3.1, 3.3, 3.4, and 3.5 of the previous section. It should be noted, however, that the routine airborne release detectors employ beta rather than gamma detectors. Therefore, the effective efficiencies are based on the number and energy of beta emissions per radioactive decay rather than on gamma emissions as is the case for the liquid release detectors.

Although Technical Specification 3.11.2.1 requires periodic confirmation that the offsite concentrations calculated for particulates, tritium, and iodine do not exceed an effective concentration of 1 MPC, no monitor alarm set points are necessary. NUREG-0133 acknowledges that for practical reasons such alarm set points could not be set unambiguously. Only the noble gas detector system is set to alarm at a particular stack concentration.

Although the above method is suitable for the common MEAB/RCB exhaust system, two other monitored atmospheric exhausts are not addressed. The TGB roof vent for the condenser vacuum pumps has its alarm set point dictated by plant safety considerations rather than offsite dose criteria. The flow through this vent is only 2 (cubic meters / minute) and hence would not contribute significantly to the offsite dose unless the concentration of noble gas was exceedingly high. Higher in fact than levels HL&P would permit to be exhausted onto the working deck of the turbine building. The set point for this detector is adjusted to assure the safety of plant personnel in conformance with plant operating procedures. Any releases from this vent will be included in monthly offsite dose calculations and will be reported in conformance with Regulatory Guide 1.21.

The other potential release is through the main atmospheric steam dumps which may release activity contained in the secondary coolant following turbine trips at greater than 50% power. These events are not frequent and the radiation monitoring system is not capable of accurately measuring this type of release since flow velocities would not be known in advance of the incident. The Semiannual Effluent Release Report will contain estimates for such releases based on the measured nuclide concentrations in the secondary coolant and the estimated mass of coolant vented. For example:

release of nuclide "i" = Flowrate * Time * Concentration

where Flowrate = estimated steam vent rate, lbs/sec;

Time = duration of release, sec;

Concentration = concentration of nuclide "i", uCi/lbs.

3.4 Example Alarm Point Calculation for Atmospheric Effluents

The following example is solved for a mixture of two noble gases monitored by the routine release gas detector. This method is appropriate for any number and combination of noble gas nuclides monitored by the RD-52.

Typical gas mixture:	50% Kr 85 and 50% Xe 133
X/Q:	1.1E-06 (sec per cubic meter)
Stack flow rate:	8400 (cubic meters per minute) or 140 (cubic meters per second)
MPC's:	3E-07 (uCi/ml) for Kr 85 3E-07 (uCi/ml) for Xe 133

Two steps are necessary to calculate the alarm set point for this detector. The first step is to estimate the concentration at the stack which would result in an offsite concentration equal to the MPC limit for this mixture of gases.

The offsite MPC limit is calculated beginning with Equation 3.1 where the solution, MPC_{eff} , is set to one, 1.

$$1 = \frac{C_1}{3E-07} + \frac{C_2}{3E-07}$$

Since $C_1 = C_2$ for a 50:50 mixture, one simply substitutes and solves the equation as indicated below.

$$1 = \frac{2 * C}{3E-07} \quad \text{or} \quad C = 1.5E-07 \text{ uCi/ml}$$

Next the dilution from the stack to the site boundary must be estimated.

if $X/Q = 1.1E-06 \text{ (sec/m}^3\text{)}$
 and $X = 1.5E-07 \text{ (uCi/ml)}$ for each nuclide at the site boundary,
 $Q = \frac{1.5E-07}{1.1E-06 * 1E-06} = 1.36E05 \text{ (uCi/s)}$ at the stack for each nuclide.

Since the nominal flow rate is 140 m^3 per second, the average stack concentration for each nuclide would be

$$\text{Kr 85} \quad \frac{1.36E05 \text{ uCi/sec}}{140 \text{ (m}^3\text{/sec)} * 1E6 \text{ (ml/m}^3\text{)}} = 9.6E-04 \text{ uCi/ml}$$

$$\text{Xe 133} \quad \frac{1.36E05 \text{ uCi/sec}}{140 \text{ (m}^3\text{/sec)} * 1E6 \text{ (ml/m}^3\text{)}} = 9.6E-04 \text{ uCi/ml}$$

The second step is to estimate the RD-52 response to this mixture of nuclides assuming the detector is calibrated in uCi/ml of Kr 85. By substituting appropriate factors from Table 3.4 and the stack concentration of $9.6E-04 \text{ uCi/ml}$ for each nuclide into Equation 3.3, one can calculate the detector alarm set point corresponding to one MPC offsite for this gas mixture.

indicated = $0.998 * 9.6E-04 \text{ uCi/ml} + 0.369 * 9.6E-04 \text{ uCi/ml}$
 response

indicated response = $1.3E-03 \text{ (uCi/ml Kr 85)}$

If the RD-52 alarm set point were chosen for this alarm point, the offsite concentrations might closely approach Technical Specification limits before an alarm occurred. Therefore, plant procedures will specify what fraction of this limit will be used by each unit at STPEGS.

Table 3.1: Liquid Release Detector, RD-53, Set Point Calculation

Nuclide	MPC Concentration (uCi/ml)	Limiting * Count Rate (cpm)	Indicated * Response (uCi/ml Cs-137)
Cr-51	2.0E-03	4.0E+04	3.3E-04
Mn-54	1.0E-04	1.3E+04	1.1E-04
Fe-59	6.0E-05	7.6E+03	6.2E-05
Co-58	1.0E-04	1.8E+04	1.5E-04
Co-60	5.0E-05	1.2E+04	9.8E-05
Rb-86	7.0E-05	7.4E+02	6.0E-06
Zr-95	6.0E-05	7.7E+03	6.3E-05
Nb-95	1.0E-04	1.3E+04	1.1E-04
Mo-99	2.0E-04	3.3E+04	2.6E-04
Tc-99m	6.0E-03	7.5E+05	6.1E-03
Te-129m	3.0E-05	2.0E+02	1.6E-06
I-130	3.0E-06	1.5E+03	1.2E-05
Ba-130	2.0E-05	1.2E+03	9.5E-06
La-130	2.0E-05	5.9E+03	4.8E-06
I-131	3.0E-07	5.8E+01	4.7E-07
Te-131m	6.0E-05	1.4E+04	1.2E-04
Te-132	3.0E-05	5.3E+03	4.4E-05
I-133	1.0E-06	1.7E+02	1.4E-06
Cs-134	9.0E-06	2.8E+03	2.3E-05
I-135	4.0E-06	6.0E+02	4.9E-06
Cs-136	9.0E-06	3.8E+03	3.1E-05
Cs-137	2.0E-05	2.5E+03	2.0E-05
Ce-144	1.0E-05	1.8E+02	1.4E-06

*Note: Values generated by multiplying the MPC by the appropriate factor from Table 3.3.

Table 3.2: Noble Gas Detector, RD-52, Response to Single Nuclide

Nuclide	MPC Concentration (uCi/ml)	Stack Concentration (uCi/ml)	Limiting Count Rate (cpm)	Indicated Response (uCi/ml Kr-85)
Kr-85m	1.0E-07	6.5E-04	3.7E+04	5.2E-04
Kr-85	3.0E-07	2.0E-03	1.4E+05	2.0E-03
Kr-87	2.0E-08	1.3E-04	1.1E+04	1.6E-04
Kr-88	2.0E-08	1.3E-04	9.4E+03	1.3E-04
Xe-133	3.0E-07	2.0E-03	5.4E+04	7.3E-04
Xe-135	1.0E-07	6.5E-04	4.9E+04	7.0E-04
Xe-138	3.0E-08	2.0E-04	1.7E+04	2.5E-04

Note: Stack Concentration = MPC * 6.5E+03 given that $X/Q = 1.1E-06 \text{ (sec/m}^3\text{)}$
and the vent flow = 140 (m³/sec);

Limiting Count Rate = Stack Concentration * E (from Table 3.4);

Indicated Response = Stack Concentration * Re (from Table 3.4).

Table 3.3: Liquid Release Detector, RD-53, Response to 1 uCi/ml of Each Nuclide

Nuclide	Count Rate	Indicated Detector
	Response (E)	Response (Re)
	$\frac{\text{cpm}}{\text{uCi/ml}}$	$\frac{\text{uCi/ml Cs-137}}{\text{uCi/ml nuclide}}$
Cr-51	2.01E+07	1.63E-01
Mn-54	1.30E+08	1.06E+00
Fe-59	1.27E+08	1.03E+00
Co-58	1.82E+08	1.48E+00
Co-60	2.40E+08	1.95E+00
Rb-86	1.05E+07	8.55E-02
Zr-95	1.29E+08	1.05E+00
Nb-95	1.29E+08	1.05E+00
Mo-99	1.63E+08	1.32E+00
Tc-99m	1.25E+08	1.02E+00
Te-129m	6.73E+06	5.47E-02
I-130	5.06E+08	4.11E+00
Ba-140	5.83E+07	4.74E-01
La-140	2.97E+08	2.41E+00
I-131	1.94E+08	1.58E+00
Te-131m	2.37E+08	1.93E+00
Te-132	1.78E+08	1.45E+00
I-133	1.67E+08	1.36E+00
Cs-134	3.14E+08	2.55E+00
I-135	1.51E+08	1.22E+00
Cs-136	4.24E+08	3.45E+00
Cs-137	1.23E+08	9.98E-01
Ce-144	1.76E+07	1.43E-01

Note: These values (E and Re) were calculated using the methods of part 3.1 as shown in Eq.s 3.4, 3.5, and 3.6.

Table 3.4: Noble Gas Detector, RD-52, Response to 1 uCi/ml of Each Nuclide

Nuclide	Count Rate	Indicated
	Response (E) (cpm) <hr/> (uCi/ml)	Response (Re) (uCi/ml nuclide) <hr/> (uCi/ml Kr 85)
Kr-85m	5.64E+07	8.06E-01
Kr-85	6.99E+07	9.98E-01
Kr-87	8.53E+07	1.22E+00
Kr-88	7.13E+07	1.02E+00
Xe-133	2.58E+07	3.69E-01
Xe-135	7.53E+07	1.08E+00
Xe-138	8.70E+07	1.24E+00

Note: These values (E and Re) were calculated using the methods of part 3.1 as shown in Eq.s 3.3, 3.4, and 3.5.

4.0 Offsite Dose Calculations

4.1 Liquid Releases

4.1.1 NRC Regulatory Requirements

Specification 3.11.1.2 of the Radiological Effluent Technical Specifications requires that cumulative dose contribution estimates be calculated once every 31 days. The cumulative dose contributions should consider the dose or dose commitment to a MEMBER OF THE PUBLIC from radionuclides in liquid effluent releases. Such releases are limited to ensure that projected doses from each unit are:

- a. less than or equal to 1.5 mrem to the total body and less than or equal to 5 mrem to any organ during any calendar quarter, and;
- b. less than or equal to 3 mrem to the total body and less than or equal to 10 mrem to any organ during any calendar year.

If the above dose guides are not met, a report must be filed to the NRC Region IV office as required by 10CFR50, Appendix I.

4.1.2 Implementation of Technical Specification 3.11.1.2

In order to satisfy the requirements of Technical Specification 3.11.1.2, the individuals who suffer the maximum total body and organ doses due to liquid effluent releases are identified. The appropriate total body and organ doses, Dose(j), are calculated once a month for fish ingestion and shoreline exposure for each potentially exposed individual (Little Robbins area, Colorado River, and Matagorda Bay/Gulf). These doses are summed for both pathways at each location and compared with the limits of Technical Specification 3.11.1.2.

$$\text{Dose}(j) = \sum_{\text{path } i} \sum Q(i) * R(\text{adult}, i, j) \quad (\text{mrem}) \quad \text{Eq. 4.1}$$

where Q_i and $R(a, i, j)$ are described in Table 4.2 and where the values for $R(\text{adult}, i, j)$ are taken from Table 4.7.

4.2 Liquid Exposure Dose Model

4.2.1 Pathways for Radionuclide Ingestion by Man

Radionuclides which have been released from either unit mix with the water of the reservoir. These nuclides are expected to be further diluted into the Colorado River with blowdown operations or releases via the spillway overflow (following unusually heavy rains). Water containing trace amounts of radionuclides may diffuse through the bottom of the reservoir and become mixed with shallow ground water. Hydraulic relief wells about the reservoir perimeter may include in

their discharge some of this diluted radionuclide bearing water. These discharges enter the Colorado River, the West Branch Colorado River, and Little Robbins Slough (composed of both branches of Little Robbins Slough; sometimes called West Little Robbins Slough and East Fork Little Robbins Slough). These streams discharge into either Matagorda Bay or the Gulf of Mexico.

4.2.1.1 Colorado River Environment . The Colorado River is used primarily for sport fishing and occasionally for barge traffic. No municipal water supplies lie downstream from the plant discharge structure and none are likely to be developed because of the high salt content of the river in this area. A few water use permits allow irrigation of crop land with water taken downstream from the plant, but these permits are seldom (if ever) exercised.

STPEGS possesses Environmental Protection Agency and Texas Department of Water Resources permits which allow the plant to discharge cooling reservoir water only if the river flow exceeds 800 cfs. The average flow rate of the Colorado is about 600 cfs which means blowdown can only occur in rainy periods when river flow is higher than 800 cfs (about 40% of the time). Because such planned discharges and any unplanned spillway releases are likely to occur only during rainy periods, no irrigation is likely with water bearing plant released radionuclides even if the other water use permits were active. Therefore, no individual or population dose estimates are made on the basis of irrigation with surface water containing radionuclides originating from STPEGS reservoir releases.

The only credible pathway available for internal exposure is the consumption of sea trout, red drum, flounder, catfish, crabs, and shrimp known to be taken from the river by sports fishermen.

Since two small communities are built on the river, one near the discharge facility (Selkirk Island) and the other about seven miles downstream (Matagorda), external exposure is also possible due to shoreline deposits. A number of recreational cabins and trailers also line the east shore of the river south of Matagorda to the Gulf of Mexico (see Figures 4.1 and 4.2).

4.2.1.2 Little Robbins Slough Environment . Little Robbins Slough drains through a marsh accessible to local land owners only. Fresh water fish may be taken from ponds in this area for sport. However, the annual take is normally small and limited to a few families. Also, some cattle graze in areas where water from Little Robbins Slough might be ingested, and the meat from such animals might be eaten by the land owner or others in the local community. No firm data regarding average annual consumption are available.

4.2.1.3 Matagorda Bay and the Gulf of Mexico . The Colorado River, West Branch Colorado, Little Robbins Slough, and the East Fork Little Robbins Slough all discharge into either Matagorda Bay or the

Gulf of Mexico as shown in Figure 4.1. Because these bodies of water are connected by natural and manmade channels and the resulting circulation patterns are unknown, no mixing models are available to predict concentrations. Therefore, the nuclide concentrations in those saltwater areas are conservatively estimated to be 1/10 the Colorado River concentration.

Internal dose from nuclides reaching Matagorda Bay or the Gulf of Mexico is due to the consumption of sea trout, red drum, and flounder by sports fishermen and crabs, shrimp, and oysters taken both commercially and by sportsmen.

Since the town of Palacios is built on the shores of Matagorda Bay and a public beach exists on the Gulf of Mexico near the discharge of the Colorado River, external exposure due to shoreline deposits is possible.

4.2.2 Model for Reservoir Related Radionuclide Decay and Release Offsite

A generally conservative calculation of the offsite dose is accomplished using offsite liquid effluent releases estimated according to the method described in this section.

Table 4.1 lists fractions as calculated by this method for each radionuclide anticipated to be released to the reservoir. These fractions represent the portion of a particular liquid effluent release from the plant which will eventually leave the site. These fractions are different for each release route from the reservoir and consist of the product of the variable "Floss" and one of or more of the variables "fc, fwc, flrs, and felrs" as described below.

4.2.2.1 Development of Annual Average Liquid Offsite Release Estimates Based on Releases to the Reservoir .

Assumptions:

1. The reservoir is always well mixed.
2. Nuclides released to the reservoir decay for 14 days before becoming available for transport out of the reservoir (transport time to the blowdown structure with both units at full power).
3. Releases to the reservoir approximate a continuous release.
4. This model assumes that blowdown from the reservoir is also a continuous activity. Since blowdown activity should never release more than a few percent of the reservoir at one time, this assumption should generally lead to conservative release estimates.

5. The reservoir volume is fixed at 150,000 AF.
6. The seepage rate is 5700 AF/y to the shallow aquifer.
7. The evaporation rate is 38,592 AF/y.
8. The blowdown rate is 13,425 AF/y to the Colorado River.
9. Relief well flow to the Colorado River is 1000 AF/y.
10. Relief well flow to the W. Colorado River is 210 AF/y.
11. Relief well flow to the Little Robbins Slough is 1200 AF/y.
12. Relief well flow to E. Fork Little Robbins Slough is 1500 AF/y.

NOTE: Data for items 9, 10, 11, and 12 are from the STP FSAR, Rev. 37, Figure 2.4.13-20 and Table 2.4.13-6.

4.2.2.2 Liquid Offsite Effluent Release Estimates for Nonvolatile Radionuclides (Evaporation of Tritium and Water omitted) .

Y = loss rate due to seepage and blowdown
 = 19125 AF/y per 150,000 AF = 0.1275 per year
 = 3.49E-04 per day

Yr = loss rate due to radioactive decay
 = 0.693 / (nuclide half-life in days)

fc = fraction of loss reaching the Colorado River
 = (1000 AF/y + 13,245 AF/y) per 19,125 AF/y = 0.754

fwc = fraction of loss reaching the W. Branch Colorado
 = 210 AF/y per 19,125 AF/y = 0.011

flrs = fraction of loss reaching the Little Robbins Slough
 = 1200 AF/y per 19,125 AF/y = 0.063

felrs = fraction of loss reaching the E. Fork of Little Robbins Slough
 = 1500 AF/y per 19,125 AF/y = 0.078

Floss = fraction of activity which eventually leaves STPEGS following release to the reservoir
 = $\frac{Y}{Y + Yr} * \text{EXP}[-Yr * 14]$

AI = activity discharged to the reservoir by nuclide in a given release (Ci)

Qc, Qwc, Qlrs, Qelrs = releases at each discharge point from STPEGS by nuclide (less 14 days of decay, Ci)

Colorado River:	Qc	=	AI * fc * Floss
W. Branch Colorado:	Qwc	=	AI * fwc * Floss
Little Robbins Slough:	Qlrs	=	AI * flrs * Floss
E. Fork Little Robbins Slough:	Qelrs	=	AI * felrs * Floss

4.2.2.3 Tritium Offsite Releases in Liquid Effluents (Evaporative Losses Included) .

Y	= 57,717 AF/y per 150,000 AF = 0.385 per year = 1.05E-03 per day
Yr	= 0.693 / 4506 days = 1.54E-04 per day
fc	= (1000 AF/y + 13,425 AF/y) per 57,717 AF/y = 0.2499
fwc	= 210 AF/y per 57,717 AF/y = 0.0036
flrs	= 1200 AF/y per 57,717 AF/y = 0.0208
felrs	= 1500 AF/y per 57,717 AF/y = 0.0260
Floss	= 1.05E-03 / (1.05E-03 + 1.54E-04) = 0.872
Al	= tritium activity released to the reservoir
Qc, Qwc, etc.	= calculated as previously described

4.2.3 Offsite Doses from Liquid Effluents

Liquid pathway doses are calculated using the total integrated nuclide releases (Qc, Qwc, etc.). These releases are diluted into the annual average flow of the receiving body of water. Resulting doses will generally over estimate the true offsite values since the activity would normally leave STPEGS over several years and hence would be diluted by substantially more than one year's flow volume once offsite. For example, 50% of the activity contained in the reservoir is released approximately every 5.4 years (evaporation excluded), hence no more than 12% of a very long lived nuclide would leave the site via liquid pathways in any one year. Nevertheless, the projected dose for each release is estimated based upon the assumption that all the activity destined to leave the reservoir does so in the current year. These doses are summed to calculate the month's contribution to the committed dose to the MEMBER OF THE PUBLIC suffering the greatest dose due to liquid releases. This individual's dose is determined by the consumption of fish and marine invertebrates plus shoreline exposure along the Colorado River, Matagorda Bay/Gulf of Mexico, or the Little Robbins Slough as calculated below

4.2.3.1 Fish Ingestion Pathway . The pathway dose factors for an individual who ingests saltwater fish, crabs, and shrimp from the Colorado River, Matagorda Bay/Gulf, or freshwater fish from the Little Robbins area are calculated using Equation 4.1 where the parameter descriptions are in Table 4.2 and the parameter values are as listed in Table 4.3. The resulting pathway dose factors are tabulated in Table 4.7.

4.2.2.3 Tritium Offsite Releases in Liquid Effluents (Evaporative Losses Included) .

Y	= 57,717 AF/y per 150,000 AF = 0.385 per year = 1.05E-03 per day
Yr	= 0.693 / 4506 days = 1.54E-04 per day
fc	= (1000 AF/y + 13,425 AF/y) per 57,717 AF/y = 0.2499
fwc	= 210 AF/y per 57,717 AF/y = 0.0036
flrs	= 1200 AF/y per 57,717 AF/y = 0.0208
felrs	= 1500 AF/y per 57,717 AF/y = 0.0260
Floss	= 1.05E-03 / (1.05E-03 + 1.54E-04) = 0.872
Al	= tritium activity released to the reservoir
Qc, Qwc, etc.	= calculated as previously described

4.2.3 Offsite Doses from Liquid Effluents

Liquid pathway doses are calculated using the total integrated nuclide releases (Qc, Qwc, etc.). These releases are diluted into the annual average flow of the receiving body of water. Resulting doses will generally over estimate the true offsite values since the activity would normally leave STPEGS over several years and hence would be diluted by substantially more than one year's flow volume once offsite. For example, 50% of the activity contained in the reservoir is released approximately every 5.4 years (evaporation excluded), hence no more than 12% of a very long lived nuclide would leave the site via liquid pathways in any one year. Nevertheless, the projected dose for each release is estimated based upon the assumption that all the activity destined to leave the reservoir does so in the current year. These doses are summed to calculate the month's contribution to the committed dose to the MEMBER OF THE PUBLIC suffering the greatest dose due to liquid releases. This individual's dose is determined by the consumption of fish and marine invertebrates plus shoreline exposure along the Colorado River, Matagorda Bay/Gulf of Mexico, or the Little Robbins Slough as calculated below.

4.2.3.1 Fish Ingestion Pathway . The pathway dose factors for an individual who ingests saltwater fish, crabs, and shrimp from the Colorado River, Matagorda Bay/Gulf, or freshwater fish from the Little Robbins area are calculated using Equation 4.1 where the parameter descriptions are in Table 4.2 and the parameter values are as listed in Table 4.3. The resulting pathway dose factors are tabulated in Table 4.7.

$$R(a,i,j)_{\text{pathway}} = 1100 * \frac{U}{M*F} * \sum_i N(i)*B(i) * D(a,i,j) * \text{Exp} [-Y(i)*T] \quad \text{Eq. 4.2} \\ (\text{mrem/Ci})$$

4.2.3.2 Shoreline Deposition Pathway . Individuals who live in the area could be exposed to accumulations of contaminated silt deposited along the Colorado River bank, along Little Robbins Slough, or on the beaches of Matagorda Bay and the Gulf of Mexico. The pathway dose factors from these potential shoreline deposits are calculated using Equation 4.3 with the parameters described in Table 4.2 and with values as listed in Table 4.3. The resulting pathway dose factors are compiled in Table 4.7.

$$R(a,i,j)_{\text{shore exposure}} = 110,000 * \frac{U_b*W}{M*F} * \sum_i N(i) * T(i) * D(a,i,j) \quad \text{Eq. 4.3} \\ * \text{Exp} [-Y(i)*T] * (1 - \text{Exp} [-Y(i)*T_b]) \quad (\text{mrem/Ci})$$

4.3 Gaseous Releases

4.3.1 NRC Regulatory Requirements

Technical Specification 3.11.2.1 of the Radiological Effluent Technical Specifications requires that the instantaneous dose rate in unrestricted areas due to radioactive materials released in gaseous effluents from the site be limited to the following values:

- a. The dose rate limit for noble gases must be less than 500 mrem/yr to the total body and less than 3000 mrem/yr to the skin, and
- b. The dose rate limit for all radionuclides other than noble gases with half lives greater than 8 days be less than 1500 mrem/yr to any organ.

These requirements stem from the STPEGS commitment to meet the minimum radiological protection limits of 10CFR20.

Technical Specification 3.11.2.2 of the Radiological Effluent Technical Specifications also requires that the air dose in areas at or beyond the site boundary due to noble gases released in gaseous effluents shall be limited to the following:

- a. during any calendar quarter, to less than or equal to 5 mrad for gamma radiation and 10 mrad for beta radiation, and
- b. during any calendar year, to less than or equal to 10 mrad for gamma radiation and 20 mrad for beta radiation.

Technical Specification 3.11.2.3 further limits the dose to a MEMBER OF THE PUBLIC from I-131, I-133, tritium, and radionuclides in particulate form with half lives greater than 8 days in gaseous effluents released to areas at or beyond the site boundary as follows:

- a. during any calendar quarter to less than or equal to 7.5 mrem to any organ; and
- b. during any calendar year to less than or equal to 15 mrem to any organ.

These last two requirements stem from HL&P's commitment to operate STPEGS within the guidelines described in 10CFR50, Appendix I for maintaining doses to the public as low as reasonably achievable.

4.3.2 Implementation of Technical Specification 3.11.2.1

4.3.2.1 Noble Gases . All gaseous effluent releases from STPEGS are assumed to be ground level due to the proximity of each unit's vent to the roof. For the purpose of demonstrating that offsite dose rates have not exceeded the dose rate limits of this Technical Specification, the atmospheric dispersion factor, X/Q , may be assumed to be $1.1E-06$ sec/meter cubed. This represents the highest annual average X/Q at the site boundary and occurs in the NNW sector.

The hourly average dose rate to the whole body due to noble gas releases may be estimated using Equation 4.8.

The hourly average dose rate to the skin due to noble gas releases may be estimated using Equation 4.9 of this section provided the shielding factor, S_f , equals 1.0 for the purpose of determining compliance with Technical Specification 3.11.2.1.

4.3.2.2 Iodine and Particulates . The hourly average dose rate to the critical organ, j , in the critical age group, a , due to particulate releases may be estimated as follows:

$$\begin{aligned} \text{Dose rate}(a,j) = & X/Q * \sum_i R(a,i,j) * Q(i) + \\ & D/Q * \sum_i \sum_{\text{path}} (R(a,i,j)) * Q(i) \quad (\text{mrem/hr}) \end{aligned} \quad \text{Eq. 4.4}$$

where $Q(i)$ = release rate of nuclide "i" (Ci/hr),
 X/Q = $1.1E-06$ (sec / m³),
 D/Q = $9.4E-09$ (1 / m²),
 $R(a,i,j)$ = pathway dose factors from Table 4.7 (mrem-m³/Ci-sec).
pathway

The highest organ dose so calculated may be used for demonstrating compliance with Technical Specification 3.11.2.1.

4.3.3 Implementation of Technical Specification 3.11.2.2

NUREG-0133 allows HL&P to use the highest calculated annual average X/Q for STPEGS to calculate doses for comparison with the quarterly and annual dose limits. However, NUREG-0133 requires the use of the highest 500 hour average X/Q for doses due to short term releases. HL&P normally has available hourly average X/Q values for each sector plus time dated release information. When possible, these hourly X/Q values coupled with hourly release data are used in place of composite release data and historical average X/Q s.

Nevertheless, the historical dispersion values to be used for manual calculations are: annual average releases = $1.1\text{E-}06$ and 500 hour or shorter releases = $4\text{E-}06$ seconds per cubic meter.

4.3.3.1 Noble Gases . The noble gas releases averaged over a calendar quarter or a calendar year result in a dose to air at the site boundary as calculated using Equations 4.10 for gamma radiation and Equation 4.12 for beta radiation.

4.3.4 Implementation of Technical Specification 3.11.2.3

4.3.4.1 Iodines and Particulates . The dose to a MEMBER OF THE PUBLIC stationed at or beyond the site boundary due to radioiodine and particulate releases is estimated using Equation 4.13 and the appropriate pathway dose factor from Table 4.7.

4.4 Gaseous Dose Models and Dose Formulas

4.4.1 Dispersion Calculation Methods

If current meteorological data are used to estimate dispersion, X/Q, in place of the historical values, calculations for routine releases use the sector-average version of the equations for atmospheric relative concentration. These calculations are made in accordance with the methodology in NRC Regulatory Guide 1.111 and are all based on ground level releases.

4.4.1.1 X/Q Calculation . The sector average X/Q for a given hour is calculated using:

$$X/Q = \frac{2.03}{U_m * D_{xqc} * S_{mn}} \quad (\text{sec/m}^3) \quad \text{Eq. 4.5}$$

where $S_{mn} = [sz^2 + (H_{con}^2 / 2\pi)]^{1/2}$

or $S_{mn} = sz * (3)^{1/2}$; which ever is less;

and H_{con} = building height (meters),
 sz = vertical dispersion coefficient (meters),
 S_{mn} = dispersion coefficient with building wake factor included (meters),
 D_{xqc} = down wind distance to the receptor (meters),
 U_m = hourly average wind speed (meters/second),

$2.03 = (2 / \pi)^{1/2}$ divided by the sector width in radians.

4.4.1.2 Depleted X/Q Calculation . X/Q values are used in conjunction with tritium and noble gases released. However, the downwind concentrations for particulates and radioiodines will be affected by ground deposition. X/Q values used for calculating inhalation doses from particulates and radioiodines must be modified by the ground depletion factors of Table 4.4 (from Figure 2 of NRC Regulatory Guide 1.111).

$$(X/Q)_{\text{depl}} = (X/Q) * (\text{ground depletion factor}) \quad (\text{sec/m}^3) \quad \text{Eq. 4.6}$$

4.4.1.3 Ground Deposition . Ground deposition is calculated using the deposition factors of Table 4.4 (also from Regulatory Guide 1.111, Figures 6 to 9).

$$(D/Q) = \frac{(\text{deposition factor})}{Dxqc * 0.3927} \quad (\text{l/m}^2) \quad \text{Eq. 4.7}$$

where $0.3927 = \text{radians in one sector or } (2 * \pi) / 16$,
 $Dxqc = \text{down wind distance (meters)}.$

Deposition calculated by multiplying this term, D/Q, by the release rate, Q, will yield values independent of atmospheric stability as indicated in NRC Regulatory Guide 1.111.

4.4.2 Submersion Dose From Noble Gases

The methods used to estimate doses due to noble gases are those of Regulatory Guide 1.109. The whole body and skin doses from submersion in a cloud of noble gas may be calculated by multiplying the appropriate dose factor for the plume pathway from Table 4.7 by the dispersion, X/Q. An equivalent calculation can be accomplished using the formulas described in the following three subsections:

4.4.2.1 Wholebody Dose

$$D_{\text{gamma}} = 0.114 * X/Q * \sum_i (Q_i * D_{fi}^{\text{gamma}}) \quad (\text{rem/hr}) \quad \text{Eq. 4.8}$$

where $0.114 = \text{conversion factor from } (\text{mrem-m}^3)/(\text{pCi-yr}) \text{ to } (\text{rem-m}^3)/(\text{uCi-hr})$
 $X/Q = \text{from Equation 4.5 } (\text{sec/m}^3)$
 $Q_i = \text{isotope "i" release rate (uCi/sec)}$
 $D_{fi}^{\text{gamma}} = \text{gamma dose to tissue conversion factor for nuclide gamma "i" from Table B-1 of Regulatory Guide 1.109 } (\text{mrem-m}^3 / \text{pCi-yr}).$

4.4.2.2 Skin Dose from Noble Gases . Skin dose is calculated based on both the beta emissions and gammas coming from the noble gas cloud surrounding the receptor.

$$D_{\text{skin}} = 1.11 * S_f * D_{\text{gamma(air)}} + D_{\text{beta(skin)}} \quad (\text{rem}) \quad \text{Eq. 4.9}$$

$$\text{where } D_{\text{gamma(air)}} = 0.114 * X/Q * \sum_i Q_i * D_{fi} \quad (\text{rad}) \quad \text{Eq. 4.10}$$

$$\text{and } D_{\text{beta(skin)}} = 0.114 * X/Q * \sum_i Q_i * D_{fi} \quad (\text{rem}) \quad \text{Eq. 4.11}$$

S_f = shielding factor = .7

D_{fi} = beta dose to tissue conversion factor from Table B-1, Regulatory Guide 1.109 (mrem-m³ / pCi-yr),

D_{fi} = gamma dose to air conversion factor from Table B-1, Regulatory Guide 1.109 (mrad-m³ / pCi-yr),

1.11 = ratio of the mass stopping powers for electrons in air to tissue.

The gamma dose to air is calculated here as an intermediate step in calculating the total dose to skin from noble gases. However, this gamma dose to air value, $D_{\text{gamma(air)}}$ from Equation 4.10 may be used to demonstrate compliance with the first part of Technical Specification 3.11.2.2.

4.4.2.3 Beta Dose to Air from Noble Gases . Beta dose to air at the site boundary is a required dose calculation in Technical Specification 3.11.2.2 and is calculated as indicated below:

$$D_{\text{beta(air)}} = 0.114 * X/Q * \sum_i Q_i * D_{fi} \quad (\text{rad}) \quad \text{Eq. 4.12}$$

where D_{fi} = beta dose to air conversion factor from Table B-1, Regulatory Guide 1.109 (mrad-m³ / pCi-yr),

0.114 = conversion factor from (mrem-m³ / pCi-yr) to (mrem-m³ / uCi-hr),

X/Q = from Equation 4.5 (sec/m³),

Q_i = isotope "i" release rate (uCi/sec).

4.4.3 Dose Due to Inhaled and Deposited Particles

The dose delivered to the individual with the highest potential exposure due to airborne radioactive particles is calculated in accordance with NRC Regulatory Guide 1.109. The dose by ingestion pathways is the product of the ground deposition, D/Q, from Equation 4.7 and the pathway dose factor for the appropriate organ and nuclide from Table 4.7 as follows:

$$\begin{array}{lcl} \text{Dose} & = & (D/Q) * \sum_i Q_i * R_i \\ \text{(pathway)} & & \text{(mrem)} \end{array} \quad \text{Eq. 4.13}$$

where Q_i = integrated release of nuclide "i" (Ci),
 D/Q = ground deposition ($1/m^2$),
 $R(a,i,j)$ = age, nuclide, and organ specific dose factor ($mrem-m^2/Ci$).

The ground deposition is calculated at the site boundary in each of the 16 wind direction sectors. However, since some cattle may graze on site outside the exclusion area, the meat pathway doses are calculated at the exclusion area fence or the reservoir embankment whichever is further from the units.

For the inhalation pathway, the depleted X/Q from Equation 4.6 is substituted for D/Q in Equation 4.13.

The exposure pathway dependent dose factors, $R(a,i,j)$, are from Table 4.7 which was generated using a code similar to NRC's GASPAR routine as described in NUREG-0597. These dose factors were calculated for the pathways, organs, and age groups below:

<u>Pathways</u>	<u>Organs</u>	<u>Age Groups</u>
inhalation	total body	infant
meat ingestion	G.I. tract	child
milk ingestion	bone	teen
vegetation ingestion	liver	adult
ground shine	kidney	
	thyroid	
	lung	
	skin	

4.4.3.1 Inhalation Pathway Factors . The inhalation pathway dose factors of Table 4.7 were calculated using the methods and default parameter values as described in Regulatory Guide 1.109. Table 4.5 and 4.6 list the default values used in these calculations. The following equation was used to generate the inhalation pathway dose factors of Table 4.7:

$$R(a,i,j)_{\text{inhalation}} = K * Br * DFAi \quad (\text{mrem-m}^3 / \text{Ci-sec}) \quad \text{Eq. 4.14}$$

where $K = 3.17E+04$ = conversion factor from (pCi/sec) to (Ci/yr),

Br = appropriate breathing rate from Table 4.6 (m^3 / yr),

$DFAi$ = organ dose factor as described in Table 4.5 (mrem/pCi).

4.4.3.2 Meat Ingestion Pathway Factor . The pathway factors for particulate radionuclides deposited on grass and feed crops leading to ingestion by man via beef harvested near STPEGS may be estimated in a manner very similar to that described in NUREG-0133:

$$R(a,i,j)_{\text{meat}} = \frac{K * Qf * Uap * F * R * Df1}{Yi * Yw} * \left[\frac{Fp * Fs}{Yp} + \frac{(1 - Fp * Fs)}{Ys} \right] * \text{EXP}(-Yi * Th) * \text{EXP}(-Yi * Tf) \quad (\text{mrem-m}^2 / \text{Ci}) \quad \text{Eq. 4.15}$$

where the appropriate parameters are described in Table 4.5 and have nominal values as listed in Table 4.6.

These pathway dose factors, $R(a,i,j)$, are listed for each nuclide, each organ, and age group in Table 4.7. The dose due to this pathway is calculated as in Equation 4.13.

4.4.3.3 Milk Ingestion Pathway Factor . The milk ingestion pathway factors of Table 4.7 may be approximated using the methodology of NUREG-0133 as described above in Equation 4.15 substituting values appropriate for milk consumption for those used for meat. The appropriate parameter values for milk are listed in Table 4.6. As for the meat pathway described above, the dose is calculated using Equation 4.13 and the ground deposition.

4.4.3.4 Vegetation Ingestion Pathway Factor . The pathway factor for nuclide ingestion with vegetation may be estimated as follows:

$$R(a,i,j)_{\text{vegetation}} = \frac{K * R}{Y_v * (Y_i + Y_w)} * Df1 * [U_{ap} * F1 * \text{EXP}(-Y_i * T1) + U_{aps} * F_g * \text{EXP}(-Y_i * T_h)] \quad (\text{mrem-m}^2 / \text{Ci}) \quad \text{Eq. 4.16}$$

The parameters are as described in Table 4.5 and have the values listed in Table 4.6. The dose due to this pathway is calculated based on ground deposition using Equation 4.13 as are the other deposition pathway factors.

4.4.3.5 Ground Shine Pathway Factor . The ground plane pathway factor is estimated as follows:

$$R(a,i,j)_{\text{ground}} = K * K'' * S_f * Df1 * \frac{(1 - \text{EXP}(-Y_i * T))}{Y_i} \quad (\text{mrem-m}^2 / \text{Ci}) \quad \text{Eq. 4.17}$$

The factors are as described in Table 4.5 and have the values listed in Table 4.6. These pathway dose factors, $R(a,i,j)$, are listed for each nuclide and for the most restrictive organ and age group in Table 4.7. The annual dose due to this pathway is estimated as in Equation 4.13.

4.4.4 Tritium Exposure Pathways

Tritium ingestion pathways for atmospheric releases are based on the airborne concentrations rather than the deposition. Furthermore, the uptake by plants and animals is governed in large part by the absolute humidity, the water content of feed, and other factors unique to this nuclide. Consequently, the pathway specific dose factors for tritium may be estimated separately from particulates and iodines in a manner similar to the following:

4.4.4.1 Meat Ingestion Pathway Factor

$$Ri_{\text{meat}} = K * K'' * F * Q_f * U_{ap} * D_{f1} * 0.75 * 0.5/H \quad \text{Eq. 4.18} \\ (\text{mrem-m}^3/\text{Ci})$$

4.4.4.2 Milk Ingestion Pathway Factor . The milk ingestion pathway dose factors for tritium may be calculated using the same formula listed above for meat and the appropriate parameter values from Table 4.6.

4.4.4.3 Vegetation Ingestion Pathway Factor

$$Ri_{\text{vegetation}} = K * K'' * (U_{ap} * F_1 + U_{aps} * F_g) * D_{f1} * 0.75 * 0.5/H \quad \text{Eq. 4.19} \\ (\text{mrem-m}^3/\text{Ci})$$

where $K'' = 1E03 \text{ g/kg}$, conversion constant,
 $H = 13 \text{ g/cubic meter}$, absolute humidity,
 $0.75 =$ fraction of total feed that is water,
 $0.5 =$ ratio of the tritium concentration in feed
 grass water to the atmospheric water,
 and all other parameters are as described in Tables 4.5
 and 4.6.

The annual dose due to tritium in each pathway is calculated as:

$$\text{Dose}_{\text{(tritium)}} = X/Q * Q * R(a,j)_{\text{pathways}} \quad (\text{mrem}) \quad \text{Eq. 4.20}$$

where $Q =$ release rate for tritium alone (Ci).

4.5 Technical Specification 3.11.4 Dose Calculations

If the annual dose or dose commitment to a MEMBER OF THE PUBLIC due to releases of liquid or gaseous effluents exceeds twice the limits of Technical Specifications 3.11.1.2.a, 3.11.1.2.b, 3.11.2.2.a, 3.11.2.2.b, 3.11.2.3.a, or 3.11.2.3.b, Specification 3.11.4 requires that the total dose from the uranium fuel cycle be calculated. Since no mining, milling, conversion, enrichment, fuel fabrication, fuel reprocessing or waste disposal activities exist within 50 miles of STPEGS, only direct radiation from plant structures need be considered.

Direct radiation from the plant and plant structures would be estimated based upon ambient radiation measurements made in the proximity of each potential source within a direct line of sight of the critical receptor location. Based on the distance to the receptor and upon an estimate of the effective energy of the gamma radiation from each source, the attenuation due to air and distance would be made according to standard shielding methods. The dose so calculated would be added to that based on the methods previously described.

4.6 Dose to MEMBERS OF THE PUBLIC On Site

MEMBERS OF THE PUBLIC who visit STPEGS may be subject to direct radiation exposure at extremely low levels. MEMBERS OF THE PUBLIC are permitted to skirt the site boundary on Farm to Market Highway #521 for about five miles. MEMBERS OF THE PUBLIC are also allowed access to the visitor's center which is within the site boundary on FM #521.

The design basis dose rate at the exterior walls of site structures is 0.5 mrem/hr and the highway and visitor's center are almost 1500 meters from the closest site structure containing radioactive materials. Therefore, the maximum dose rates to MEMBERS OF THE PUBLIC visiting the site would generally not exceed 0.0005 mrem/hr of direct radiation. Nominal visits of a few hours in duration to the visitor's center, or daily trips past the site on FM #521, or short (less than one hour) tours on site would lead to an annual maximum dose to a MEMBER OF THE PUBLIC of less than 1 mrem/yr.

Examples:

The on site exposure to a MEMBER OF THE PUBLIC who must drive past the plant twice a day (to work and home again) 250 days per year is calculated as follows:

$$0.0005 \frac{\text{mrem}}{\text{hr}} * 0.085 \frac{\text{hr}}{\text{trip}} * 2 \frac{\text{trips}}{\text{day}} * 250 \frac{\text{days}}{\text{yr}} = 0.02 \frac{\text{mrem}}{\text{yr}}$$

The dose to a MEMBER OF THE PUBLIC at the visitor's center is calculated as:

$$0.0005 \frac{\text{mrem}}{\text{hr}} * 2 \frac{\text{hr}}{\text{visit}} * 2 \frac{\text{visits}}{\text{yr}} = 0.002 \frac{\text{mrem}}{\text{yr}}$$

The maximum dose to a MEMBER OF THE PUBLIC touring the site is estimated as:

$$0.5 \frac{\text{mrem}}{\text{hr}} * 0.5 \frac{\text{hr}}{\text{tour}} * 2 \frac{\text{tours}}{\text{yr}} = 0.5 \frac{\text{mrem}}{\text{yr}}$$

Table 4.1: Radionuclide Fractions Leaving STPEGS Via Liquid Routes

<u>Nuclide</u>	<u>Halflife</u> <u>(days)</u>	<u>Colorado</u> <u>River</u>	<u>Matagorda Bay</u> <u>Gulf of Mexico</u>	<u>Little Robbins</u> <u>Slough Area</u>
H-3	4.51E+03	2.18E-01	2.62E-01	4.08E-02
C-14	2.09E+06	7.53E-01	9.05E-01	1.41E-01
Na-24	6.26E-01	4.45E-11	5.35E-11	8.31E-12
P-32	1.43E+01	2.74E-03	3.29E-03	5.12E-04
Cr-51	2.77E+01	7.31E-03	8.78E-03	1.37E-03
Mn-54	3.12E+02	9.93E-02	1.19E-01	1.86E-02
Mn-56	1.07E-01	2.26E-44	2.72E-44	4.23E-45
Fe-55	9.86E+02	2.48E-01	2.98E-01	4.63E-02
Fe-59	4.51E+01	1.35E-02	1.62E-02	2.53E-03
Co-58	7.08E+01	2.26E-02	2.72E-02	4.23E-03
Co-60	1.92E+03	3.69E-01	4.43E-01	6.90E-02
Ni-63	3.65E+04	7.15E-01	8.59E-01	1.34E-01
Ni-65	1.05E-01	2.96E-45	3.56E-45	5.55E-46
Cu-64	5.30E-01	2.22E-12	2.67E-12	4.16E-13
Zn-65	2.44E+02	7.92E-02	9.52E-02	1.48E-02
Zn-69	3.86E-02	0.00E+00	0.00E+00	0.00E+00
Br-83	9.96E-02	1.85E-47	2.22E-47	3.45E-48
Br-84	2.21E-02	0.00E+00	0.00E+00	0.00E+00
Br-85	1.99E-03	0.00E+00	0.00E+00	0.00E+00
Rb-86	1.86E+01	4.15E-03	4.99E-03	7.77E-04
Rb-88	1.24E-02	0.00E+00	0.00E+00	0.00E+00
Rb-89	1.07E-02	0.00E+00	0.00E+00	0.00E+00
Sr-89	5.05E+01	1.54E-02	1.85E-02	2.89E-03
Sr-90	1.04E+04	6.33E-01	7.61E-01	1.18E-01
Sr-91	4.03E-01	5.33E-15	6.41E-15	9.98E-16
Sr-92	1.13E-01	2.07E-42	2.49E-42	3.88E-43
Y-90	2.67E+00	2.68E-05	3.22E-05	5.01E-06
Y-91m	3.45E-02	0.00E+00	0.00E+00	0.00E+00
Y-91	5.85E+01	1.83E-02	2.20E-02	3.42E-03
Y-92	1.47E-01	1.26E-33	1.51E-33	2.35E-34
Y-93	4.29E-01	2.48E-14	2.98E-14	4.63E-15
Zr-95	6.44E+01	2.04E-02	2.45E-02	3.81E-03
Zr-97	7.00E-01	2.54E-10	3.05E-10	4.75E-11
Nb-95	3.52E+01	9.95E-03	1.20E-02	1.86E-03
Mo-99	2.76E+00	3.10E-05	3.73E-05	5.80E-06
Tc-99m	2.51E-01	1.52E-21	1.83E-21	2.84E-22
Tc-101	9.86E-03	0.00E+00	0.00E+00	0.00E+00
Ru-103	3.94E+01	1.15E-02	1.38E-02	2.14E-03
Ru-105	1.85E-01	1.18E-27	1.42E-27	2.20E-28
Ru-106	3.68E+02	1.15E-01	1.38E-01	2.15E-02
Ag-110m	2.50E+02	8.11E-02	9.74E-02	1.52E-02
Te-125m	5.80E+01	1.81E-02	2.17E-02	3.38E-03
Te-127m	1.09E+02	3.59E-02	4.31E-02	6.71E-03
Te-127	3.90E-01	2.26E-15	2.72E-15	4.23E-16
Te-129m	3.36E+01	9.40E-03	1.13E-02	1.76E-03
Te-129	4.83E-02	1.22E-92	1.47E-92	2.28E-93

Table 4.1: Radionuclide Fractions Leaving STPEGS Via Liquid Routes

Nuclide	Half-life (days)	Colorado River	Matagorda Bay Gulf of Mexico	Little Robbins Slough Area
Te-131m	1.25E+00	2.02E-07	2.43E-07	3.78E-08
Te-131	1.74E-02	0.00E+00	0.00E+00	0.00E+00
Te-132	3.25E+00	6.19E-05	7.44E-05	1.16E-05
I-130	5.15E-01	1.29E-12	1.55E-12	2.41E-13
I-131	8.04E+00	9.10E-04	1.09E-03	1.70E-04
I-132	9.92E-02	1.22E-47	1.47E-47	2.28E-48
I-133	8.46E-01	3.35E-09	4.03E-09	6.27E-10
I-134	3.65E-02	0.00E+00	0.00E+00	0.00E+00
I-135	2.75E-01	5.26E-20	6.32E-20	9.83E-21
Cs-134	7.53E+02	2.05E-01	2.05E-01	0.00E+00 *
Cs-136	1.30E+01	2.32E-03	2.32E-03	0.00E+00 *
Cs-137	1.10E+04	6.38E-01	6.38E-01	0.00E+00 *
Cs-138	2.24E-02	0.00E+00	0.00E+00	0.00E+00 *
Ba-139	5.90E-02	7.65E-77	9.19E-77	1.43E-77
Ba-140	1.28E+01	2.26E-03	2.72E-03	4.23E-04
Ba-141	1.27E-02	0.00E+00	0.00E+00	0.00E+00
Ba-142	7.43E-03	0.00E+00	0.00E+00	0.00E+00
La-140	1.68E+00	1.96E-06	2.36E-06	3.67E-07
La-142	6.43E-02	6.41E-71	7.70E-71	1.20E-71
Ce-141	3.24E+01	8.97E-03	1.08E-02	1.68E-03
Ce-143	1.40E+00	5.31E-07	6.38E-07	9.94E-08
Ce-144	2.84E+02	9.12E-02	1.10E-01	1.71E-02
Pr-143	1.36E+01	2.50E-03	3.00E-03	4.68E-04
Pr-144	1.20E-02	0.00E+00	0.00E+00	0.00E+00
Nd-147	1.11E+01	1.74E-03	2.09E-03	3.25E-04
W-187	9.92E-01	2.12E-08	2.55E-08	3.96E-09
Np-239	2.36E+00	1.45E-05	1.74E-05	2.71E-06

*Note: Cesium isotopes diffusing through the soil to enter the Little Robbins Slough area are assumed to be trapped in the soil.

All other calculations were made according to the methods of Section 4.1 where the above listed pathway values correspond to the following:

Colorado River = Q_c / A_i ,
 Matagorda Bay/Gulf of Mexico = $(Q_c + Q_{lrs} + Q_{elrs} + Q_{wc}) / A_i$,
 Little Robbins Slough = $(Q_{lrs} + Q_{elrs}) / A_i$.

Table 4.2: Liquid Dose Pathway Factor Description

U = annual intake of fish, kg/y (note 1)
 U_b = annual use factor for shoreline exposure, hr/y
 M = dilution factor; all flow rates are normalized to that of the Little Robbins Slough area
 F = flow rate of the Little Robbins Slough area, cfs (note 2)
 $Q(i)$ = release of nuclide "i" from the reservoir, Ci
 $N(i)$ = fractional release of nuclide "i" from the reservoir to a given pathway as listed in Table 4.1
 $B(i)$ = bioaccumulation factor for nuclide "i" to a given pathway, (note 3)

$$\frac{[\text{pCi in fish} / \text{Kg of fish}]}{[\text{pCi in water} / \text{Kg of water}]}$$
 $D(a,i,j)$ = dose factor for nuclide "i", organ "j", age "a", mrem/pCi or mrem/hr per pCi/m² (note 4)
 $Y(i)$ = decay constant for nuclide "i", 1/hour
 $T(i)$ = half-life of nuclide "i", days
 T = average transit time from release to ingestion of fish by man; or to deposition in sediment, hr (note 5)
 T_b = time period during which sediment is exposed to contaminated water; assumed to be one year since $Q(i)$ is diluted into a years flow, hr
 W = shoreline width factor
 $R(a,i,j)$ = dose to organ "j" for a particular release from nuclide "i" and age group "a" (mrem/Ci).

- Note 1: Little Robbins Slough area is assumed to contain freshwater fish only while the Colorado River and Matagorda Bay/Gulf of Mexico are assumed to yield saltwater fish and invertebrates as per Regulatory Guide 1.109.
- Note 2: The average rainfall over the Little Robbins Slough drainage area results in approximately 14.56 cfs flow rate through the marsh to Intracoastal Waterway which is available to dilute the approximately 3.73 cfs flow into Little Robbins Slough from the relief wells (STP ER Table 2.5-2).
- Note 3: Bioaccumulation factors for saltwater fish and invertebrates are taken from Table A-1 of Regulatory Guide 1.109; saltwater values are used with the Colorado River, Matagorda Bay/Gulf of Mexico, and fresh water values for the lakes along Little Robbins Slough.
- Note 4: The dose factors for Equation 4.2 are taken from Table E-11 of Regulatory Guide 1.109 whereas the dose factors for Equation 4.3 come from Table E-6 of this Regulatory Guide.
- Note 5: The average time between nuclide release to the unrestricted aquatic environment and fish consumption comes from Table D-1 of Regulatory Guide 1.109. No delay is assumed between release and contamination of sediment for Equation 4.3 because the delay between release and soil exposure is likely to be short compared to the half-lives of the nuclides potentially present.

Table 4.3: Liquid Parameter Values for Eq. 4.2 and 4.3

<u>Parameter</u>	<u>Parameter Value</u>				
U	Adult	Teen	Child	Infant	
Colorado River	21	16	6.9	0	Kg/y saltwater fish
	5	3.8	1.7	0	Kg/y saltwater invertebrate
Matagorda Bay/Gulf	21	16	6.9	0	Kg/y saltwater fish
	5	3.8	1.7	0	Kg/y saltwater invertebrate
Little Robbins area	21	16	6.9	0	Kg/y freshwater fish
Ub	Adult	Teen	Child	Infant	
Colorado River	12	67	14	0	hr/y
Matagorda Bay/Gulf	12	67	14	0	hr/y
Little Robbins area	12	67	14	0	hr/y
M					
Colorado River	32.8				
Matagorda Bay/Gulf	328				
Little Robbins area	1.0				
F	18.3	cfs			
N(i)					
Colorado River	values by nuclide "i" and pathway from Table 4.1.				
Matagorda Bay/Gulf					
Little Robbins area					
T					
fish ingestion	24	hr			
shoreline exposure	0	hr			
Tb	1.31E+05	hr			
W					
Colorado River	0.2				
Matagorda Bay/Gulf	0.5				
Little Robbins area	0.2				
B(i)	nuclide specific from Table A-1, Regulatory Guide 1.109.				
D(a,i,j)	nuclide specific from Table E-11 or E-6, Regulatory Guide 1.109.				

Table 4.4: Particle Depletion and Deposition Factors
for Ground Level Releases

Distance (meters)	Depletion	Deposition (1/meter)
200	0.970	1.2E-04
500	0.936	8.0E-05
1000	0.900	5.4E-05
2000	0.860	3.2E-05
3000	0.832	2.6E-05
6000	0.770	1.5E-05
10,000	0.714	9.9E-06
30,000	0.590	4.5E-06
50,000	0.517	3.0E-06
80,000	0.440	2.0E-06

Table 4.5: Gaseous Dose Pathway Factor Description

<u>Factor</u>	<u>Units</u>	<u>Description</u>
Df1	mrem-(m ² or m ²) per Ci or mrem/pCi	Ingestion of inhalation factor for "i"th nuclide by age group and organ: Table E-14 through E-20 of Regulatory Guide 1.109.
F	day/Kg(liter)	Stable element transfer coefficient for element "i" from Table E-1 of Regulatory Guide 1.109 for meat of milk as appropriate.
Fg	fraction	Fraction of annual intake of stored vegetation grown locally.
Fl	fraction	Fraction of the annual intake of fresh leafy vegetation grown locally.
Fp	fraction	Fraction of year that cow is on pasture.
Fs	fraction	Fraction of cow feed that is pasture grass while the cow is on pasture.
K	pCi-y/uCi-s	Units conversion factor.
K"	hr/yr	Units conversion factor.
Qf	Kg/day	Consumption rate for cattle.
R	fraction	Fraction of activity deposited on vegetation relative to the total deposition.
R(a,i,j)	varies	Pathway dose factor for nuclide "i", organ "j", and age group "a".
Sf	fraction	Shielding of transmission factor; 1.0 for no shield, 0.0 for fully shielded.
T	sec	Exposure duration.
Tf	sec	Transport time from cow to receptor.
Th	sec	Transport time from harvest to cow or to receptor.
Tl	sec	Average time between harvest of leafy vegetation and its consumption.
Uap	Kg(liter)/y	Human consumption rate for fresh foods.
Uaps	Kg(liter)/y	Human consumption rate for stored foods.
Yi	1/sec ²	Decay constant for nuclide "i".
Yp	Kg /m ²	Agricultural productivity by unit area of pasture feed grass.
Ys	Kg/m ²	Agricultural productivity by unit area of stored feed.
Yv	Kg/m ²	Vegetation areal density.
Yw	1/sec	Removal rate constant for activity on plant surfaces.
Br	m ² /yr	Breathing rate.

Table 4.6: Gaseous Parameter Values for Eq. 4.14 to 4.19

PARAMETER	PATHWAY			
	MILK	MEAT	VEGETATION	GROUND PLANE
R (fraction) iodine:	0.5	0.5	0.5	0.5
particle:	0.2	0.2	0.2	1.0
F (days/liter)	Table E-1	Table E-1	---	---
Uap (kg or liters/yr)				
infant	330	0	0	---
child	330	41	26	---
teen	400	65	42	---
adult	310	110	64	---
Dfl (mrem/pCi ₂ or mrem-m ² /pCi-h)	Table E-11 to E-14	Table E-11 to E-14	Table E-11 to E-14	Table E-6
Yp (kg/m ²)	0.7	0.7	---	---
Ys (kg/m ²)	2.0	2.0	---	---
Yv (kg/m ²)	---	---	2.0	---
Yw (l/sec)	5.73E-07	5.73E-07	5.73E-07	---
Tf (sec)	1.73E05	1.73E06	---	---
Th (sec)	7.78E06	7.78E06	5.18E06	---
T (sec)	---	---	---	4.73E08
Tl (sec)	---	---	8.6E04	---
Qf (kg/day)	50	50	---	---
Fl (fraction)	---	---	1.0	---
Fg (fraction)	---	---	0.76	---
Fp (fraction)	0.91	0.91	0.91	---
Fs (fraction)	1.0	1.0	1.0	---
Uaps (stored kg/yr)				
infant	---	---	0	---
child	---	---	520	---
teen	---	---	630	---
adult	---	---	520	---
K (pCi-yr/uCi-sec)	3.17E04	3.17E04	---	---
K" (hr/yr)	---	---	---	8760
Sf (fraction) for Technical Specification 3.11.2.1				1.0
for Technical Specification 3.11.2.2				0.7
Inhalation Pathway				
Br (m ³ /yr)				
infant	1400			
child	3700			
teen	8000			
adult	8000			
Dfl (mrem/pCi)	Tables E-7 to E-10			

All values and table references are from Regulatory Guide 1.109.

Table 4.7: Pathway Dose Factors

NOTES:

Liquid Pathway Dose Factors

This table consists of two sections. The first is a listing of pathway dose factors by nuclide and pathway for liquid effluents. These factors were calculated using the equations and methods of Section 4.2 of the ODCM. The product of a particular factor and a quantity of activity (Ci) released to the reservoir will yield the dose (mrem) to an individual at each of the locations and for each of the pathways specified.

The liquid dose factors for cesium isotopes were set to zero for pathways associated with relief well discharges into the Little Robbins Slough area in order to conform with the assumptions made in the FSAR, Appendix 11.A, regarding the transportability of cesium in soil.

The units for all liquid dose factors are (mrem/Ci).

Gaseous Pathway Dose Factors

The second section of this table consists of a listing by nuclide of the gaseous pathway dose factors. These factors were calculated using a code similar to GASPAR and are based on the methods of Regulatory Guide 1.109.

The units used for noble gases, ³tritium, and all nuclides for the inhalation pathway are (mrem-m³ / Ci-sec). The product of this pathway dose₃ factor, the release (Ci), and the appropriate depleted X/Q (sec / m³) or X/Q (for noble gases and tritium) yields the dose in (mrem).

The units₂ used for all other nuclides in all other pathways are (mrem-m² / Ci). The product of this pathway dose factor, the release rate, and the appropriate D/Q yields the dose (mrem) over the release period.

Table 4.7 Continued

INDIVIDUAL DOSE FACTORS FOR LIQUID EFFLUENTS -- FOR ISOTOPE : H3

FOR PATHWAY: FRESHWATER FISH - LITTLE ROBBINS SLOUGH

	T. BODY	GI-TRACT	BONE	LIVER	KIDNEY	THYROID	LUNG
ADULT:	4.87E-06	4.87E-06	0.00E+00	4.87E-06	4.87E-06	4.87E-06	4.87E-06
TEEN:	3.74E-06	3.74E-06	0.00E+00	3.74E-06	3.74E-06	3.74E-06	3.74E-06
CHILD:	3.09E-06	3.09E-06	0.00E+00	3.09E-06	3.09E-06	3.09E-06	3.09E-06
INFANT:	0.00E+00	0.00E+00	0.00E+00	0.00E+00	0.00E+00	0.00E+00	0.00E+00

FOR PATHWAY: SALTWATER FISH - COLORADO RIVER

	T. BODY	GI-TRACT	BONE	LIVER	KIDNEY	THYROID	LUNG
ADULT:	7.93E-07	7.93E-07	0.00E+00	7.93E-07	7.93E-07	7.93E-07	7.93E-07
TEEN:	6.10E-07	6.10E-07	0.00E+00	6.10E-07	6.10E-07	6.10E-07	6.10E-07
CHILD:	5.04E-07	5.04E-07	0.00E+00	5.04E-07	5.04E-07	5.04E-07	5.04E-07
INFANT:	0.00E+00	0.00E+00	0.00E+00	0.00E+00	0.00E+00	0.00E+00	0.00E+00

FOR PATHWAY: SALTWATER FISH - MATAGORDA BAY / GULF

	T. BODY	GI-TRACT	BONE	LIVER	KIDNEY	THYROID	LUNG
ADULT:	9.53E-08	9.53E-08	0.00E+00	9.53E-08	9.53E-08	9.53E-08	9.53E-08
TEEN:	7.33E-08	7.33E-08	0.00E+00	7.33E-08	7.33E-08	7.33E-08	7.33E-08
CHILD:	6.05E-08	6.05E-08	0.00E+00	6.05E-08	6.05E-08	6.05E-08	6.05E-08
INFANT:	0.00E+00	0.00E+00	0.00E+00	0.00E+00	0.00E+00	0.00E+00	0.00E+00

FOR PATHWAY: SALTWATER INVERTEBRATES - COLORADO RIVER

	T. BODY	GI-TRACT	BONE	LIVER	KIDNEY	THYROID	LUNG
ADULT:	1.95E-07	1.95E-07	0.00E+00	1.95E-07	1.95E-07	1.95E-07	1.95E-07
TEEN:	1.38E-07	1.38E-07	0.00E+00	1.38E-07	1.38E-07	1.38E-07	1.38E-07
CHILD:	1.28E-07	1.28E-07	0.00E+00	1.28E-07	1.28E-07	1.28E-07	1.28E-07
INFANT:	0.00E+00	0.00E+00	0.00E+00	0.00E+00	0.00E+00	0.00E+00	0.00E+00

FOR PATHWAY: SALTWATER INVERTEBRATES - MATAGORDA BAY / GULF

	T. BODY	GI-TRACT	BONE	LIVER	KIDNEY	THYROID	LUNG
ADULT:	2.34E-08	2.34E-08	0.00E+00	2.34E-08	2.34E-08	2.34E-08	2.34E-08
TEEN:	1.66E-08	1.66E-08	0.00E+00	1.66E-08	1.66E-08	1.66E-08	1.66E-08
CHILD:	1.54E-08	1.54E-08	0.00E+00	1.54E-08	1.54E-08	1.54E-08	1.54E-08
INFANT:	0.00E+00	0.00E+00	0.00E+00	0.00E+00	0.00E+00	0.00E+00	0.00E+00

FOR PATHWAY: SHORELINE EXPOSURE - LITTLE ROBBINS SLOUGH

	T. BODY	SKIN
ADULT:	0.00E+00	0.00E+00
TEEN:	0.00E+00	0.00E+00
CHILD:	0.00E+00	0.00E+00
INFANT:	0.00E+00	0.00E+00

FOR PATHWAY: SHORELINE EXPOSURE - COLORADO RIVER

	T. BODY	SKIN
ADULT:	0.00E+00	0.00E+00
TEEN:	0.00E+00	0.00E+00
CHILD:	0.00E+00	0.00E+00
INFANT:	0.00E+00	0.00E+00

FOR PATHWAY: SHORELINE EXPOSURE - MATAGORDA BAY / GULF

	T. BODY	SKIN
ADULT:	0.00E+00	0.00E+00
TEEN:	0.00E+00	0.00E+00
CHILD:	0.00E+00	0.00E+00
INFANT:	0.00E+00	0.00E+00

Table 4.7 Continued

INDIVIDUAL DOSE FACTORS FOR LIQUID EFFLUENTS -- FOR ISOTOPE : C14

FOR PATHWAY: FRESHWATER FISH - LITTLE ROBBINS SLOUGH

	T.	BODY	GI-TRACT	BONE	LIVER	KIDNEY	THYROID	LUNG
ADULT:	4.65E-01	4.65E-01	2.33E+00	4.65E-01	4.65E-01	4.65E-01	4.65E-01	4.65E-01
TEEN:	5.07E-01	5.07E-01	2.53E+00	5.07E-01	5.07E-01	5.07E-01	5.07E-01	5.07E-01
CHILD:	6.51E-01	6.51E-01	3.24E+00	6.51E-01	6.51E-01	6.51E-01	6.51E-01	6.51E-01
INFANT:	0.00E+00	0.00E+00	0.00E+00	0.00E+00	0.00E+00	0.00E+00	0.00E+00	0.00E+00

FOR PATHWAY: SALTWATER FISH - COLORADO RIVER

	T.	BODY	GI-TRACT	BONE	LIVER	KIDNEY	THYROID	LUNG
ADULT:	2.96E-02	2.96E-02	1.46E-01	2.96E-02	2.96E-02	2.96E-02	2.96E-02	2.96E-02
TEEN:	3.23E-02	3.23E-02	1.61E-01	3.23E-02	3.23E-02	3.23E-02	3.23E-02	3.23E-02
CHILD:	4.15E-02	4.15E-02	2.07E-01	4.15E-02	4.15E-02	4.15E-02	4.15E-02	4.15E-02
INFANT:	0.00E+00	0.00E+00	0.00E+00	0.00E+00	0.00E+00	0.00E+00	0.00E+00	0.00E+00

FOR PATHWAY: SALTWATER FISH - MATAGORDA BAY / GULF

	T.	BODY	GI-TRACT	BONE	LIVER	KIDNEY	THYROID	LUNG
ADULT:	3.56E-03	3.56E-03	1.78E-02	3.56E-03	3.56E-03	3.56E-03	3.56E-03	3.56E-03
TEEN:	3.88E-03	3.88E-03	1.94E-02	3.88E-03	3.88E-03	3.88E-03	3.88E-03	3.88E-03
CHILD:	4.98E-03	4.98E-03	2.49E-02	4.98E-03	4.98E-03	4.98E-03	4.98E-03	4.98E-03
INFANT:	0.00E+00	0.00E+00	0.00E+00	0.00E+00	0.00E+00	0.00E+00	0.00E+00	0.00E+00

FOR PATHWAY: SALTWATER INVERTEBRATES - COLORADO RIVER

	T.	BODY	GI-TRACT	BONE	LIVER	KIDNEY	THYROID	LUNG
ADULT:	5.49E-03	5.49E-03	2.74E-02	5.49E-03	5.49E-03	5.49E-03	5.49E-03	5.49E-03
TEEN:	5.49E-03	5.49E-03	2.75E-02	5.49E-03	5.49E-03	5.49E-03	5.49E-03	5.49E-03
CHILD:	7.95E-03	7.95E-03	3.97E-02	7.95E-03	7.95E-03	7.95E-03	7.95E-03	7.95E-03
INFANT:	0.00E+00	0.00E+00	0.00E+00	0.00E+00	0.00E+00	0.00E+00	0.00E+00	0.00E+00

FOR PATHWAY: SALTWATER INVERTEBRATES - MATAGORDA BAY / GULF

	T.	BODY	GI-TRACT	BONE	LIVER	KIDNEY	THYROID	LUNG
ADULT:	6.59E-04	6.59E-04	3.30E-03	6.59E-04	6.59E-04	6.59E-04	6.59E-04	6.59E-04
TEEN:	6.60E-04	6.60E-04	3.30E-03	6.60E-04	6.60E-04	6.60E-04	6.60E-04	6.60E-04
CHILD:	9.55E-04	9.55E-04	4.78E-03	9.55E-04	9.55E-04	9.55E-04	9.55E-04	9.55E-04
INFANT:	0.00E+00	0.00E+00	0.00E+00	0.00E+00	0.00E+00	0.00E+00	0.00E+00	0.00E+00

FOR PATHWAY: SHORELINE EXPOSURE - LITTLE ROBBINS SLOUGH

	T.	BODY	SKIN
ADULT:	0.00E+00	0.00E+00	0.00E+00
TEEN:	0.00E+00	0.00E+00	0.00E+00
CHILD:	0.00E+00	0.00E+00	0.00E+00
INFANT:	0.00E+00	0.00E+00	0.00E+00

FOR PATHWAY: SHORELINE EXPOSURE - COLORADO RIVER

	T.	BODY	SKIN
ADULT:	0.00E+00	0.00E+00	0.00E+00
TEEN:	0.00E+00	0.00E+00	0.00E+00
CHILD:	0.00E+00	0.00E+00	0.00E+00
INFANT:	0.00E+00	0.00E+00	0.00E+00

FOR PATHWAY: SHORELINE EXPOSURE - MATAGORDA BAY / GULF

	T.	BODY	SKIN
ADULT:	0.00E+00	0.00E+00	0.00E+00
TEEN:	0.00E+00	0.00E+00	0.00E+00
CHILD:	0.00E+00	0.00E+00	0.00E+00
INFANT:	0.00E+00	0.00E+00	0.00E+00

Table 4.7 Continued

INDIVIDUAL DOSE FACTORS FOR LIQUID EFFLUENTS -- FOR ISOTOPE : NA24

FOR PATHWAY: FRESHWATER FISH - LITTLE ROBBINS SLOUGH

	T.	BODY	GI-TRACT	BONE	LIVER	KIDNEY	THYROID	LUNG
ADULT:	5.90E-13	5.90E-13	5.90E-13	5.90E-13	5.90E-13	5.90E-13	5.90E-13	5.90E-13
TEEN:	6.08E-13	6.08E-13	6.08E-13	6.08E-13	6.08E-13	6.08E-13	6.08E-13	6.08E-13
CHILD:	6.61E-13	6.61E-13	6.61E-13	6.61E-13	6.61E-13	6.61E-13	6.61E-13	6.61E-13
INFANT:	0.00E+00	0.00E+00	0.00E+00	0.00E+00	0.00E+00	0.00E+00	0.00E+00	0.00E+00

FOR PATHWAY: SALTWATER FISH - COLORADO RIVER

	T.	BODY	GI-TRACT	BONE	LIVER	KIDNEY	THYROID	LUNG
ADULT:	6.45E-17	6.45E-17	6.45E-17	6.45E-17	6.45E-17	6.45E-17	6.45E-17	6.45E-17
TEEN:	6.65E-17	6.65E-17	6.65E-17	6.65E-17	6.65E-17	6.65E-17	6.65E-17	6.65E-17
CHILD:	7.23E-17	7.23E-17	7.23E-17	7.23E-17	7.23E-17	7.23E-17	7.23E-17	7.23E-17
INFANT:	0.00E+00	0.00E+00	0.00E+00	0.00E+00	0.00E+00	0.00E+00	0.00E+00	0.00E+00

FOR PATHWAY: SALTWATER FISH - MATAGORDA BAY / GULF

	T.	BODY	GI-TRACT	BONE	LIVER	KIDNEY	THYROID	LUNG
ADULT:	7.75E-18	7.75E-18	7.75E-18	7.75E-18	7.75E-18	7.75E-18	7.75E-18	7.75E-18
TEEN:	7.99E-18	7.99E-18	7.99E-18	7.99E-18	7.99E-18	7.99E-18	7.99E-18	7.99E-18
CHILD:	8.69E-18	8.69E-18	8.69E-18	8.69E-18	8.69E-18	8.69E-18	8.69E-18	8.69E-18
INFANT:	0.00E+00	0.00E+00	0.00E+00	0.00E+00	0.00E+00	0.00E+00	0.00E+00	0.00E+00

FOR PATHWAY: SALTWATER INVERTEBRATES - COLORADO RIVER

	T.	BODY	GI-TRACT	BONE	LIVER	KIDNEY	THYROID	LUNG
ADULT:	4.36E-17	4.36E-17	4.36E-17	4.36E-17	4.36E-17	4.36E-17	4.36E-17	4.36E-17
TEEN:	4.12E-17	4.12E-17	4.12E-17	4.12E-17	4.12E-17	4.12E-17	4.12E-17	4.12E-17
CHILD:	5.05E-17	5.05E-17	5.05E-17	5.05E-17	5.05E-17	5.05E-17	5.05E-17	5.05E-17
INFANT:	0.00E+00	0.00E+00	0.00E+00	0.00E+00	0.00E+00	0.00E+00	0.00E+00	0.00E+00

FOR PATHWAY: SALTWATER INVERTEBRATES - MATAGORDA BAY / GULF

	T.	BODY	GI-TRACT	BONE	LIVER	KIDNEY	THYROID	LUNG
ADULT:	5.24E-18	5.24E-18	5.24E-18	5.24E-18	5.24E-18	5.24E-18	5.24E-18	5.24E-18
TEEN:	4.96E-18	4.96E-18	4.96E-18	4.96E-18	4.96E-18	4.96E-18	4.96E-18	4.96E-18
CHILD:	6.07E-18	6.07E-18	6.07E-18	6.07E-18	6.07E-18	6.07E-18	6.07E-18	6.07E-18
INFANT:	0.00E+00	0.00E+00	0.00E+00	0.00E+00	0.00E+00	0.00E+00	0.00E+00	0.00E+00

FOR PATHWAY: SHORELINE EXPOSURE - LITTLE ROBBINS SLOUGH

	T.	BODY	SKIN
ADULT:	1.88E-15	2.18E-15	
TEEN:	1.05E-14	1.22E-14	
CHILD:	2.19E-15	2.54E-15	
INFANT:	0.00E+00	0.00E+00	

FOR PATHWAY: SHORELINE EXPOSURE - COLORADO RIVER

	T.	BODY	SKIN
ADULT:	3.06E-16	3.55E-16	
TEEN:	1.71E-15	1.98E-15	
CHILD:	3.57E-16	4.15E-16	
INFANT:	0.00E+00	0.00E+00	

FOR PATHWAY: SHORELINE EXPOSURE - MATAGORDA BAY / GULF

	T.	BODY	SKIN
ADULT:	9.21E-17	1.07E-16	
TEEN:	5.14E-16	5.97E-16	
CHILD:	1.07E-16	1.25E-16	
INFANT:	0.00E+00	0.00E+00	

Table 4.7 Continued

INDIVIDUAL DOSE FACTORS FOR LIQUID EFFLUENTS -- FOR ISOTOPE : P32

FOR PATHWAY: FRESHWATER FISH - LITTLE ROBBINS SLOUGH

	T.	BODY	GI-TRACT	BONE	LIVER	KIDNEY	THYROID	LUNG
ADULT:	4.59E-01	1.34E+00	1.19E+01	7.39E-01	0.00E+00	0.00E+00	0.00E+00	0.00E+00
TEEN:	5.02E-01	1.09E+00	1.29E+01	8.02E-01	0.00E+00	0.00E+00	0.00E+00	0.00E+00
CHILD:	6.43E-01	4.61E-01	1.57E+01	7.81E-01	0.00E+00	0.00E+00	0.00E+00	0.00E+00
INFANT:	0.00E+00	0.00E+00	0.00E+00	0.00E+00	0.00E+00	0.00E+00	0.00E+00	0.00E+00

FOR PATHWAY: SALTWATER FISH - COLORADO RIVER

	T.	BODY	GI-TRACT	BONE	LIVER	KIDNEY	THYROID	LUNG
ADULT:	2.17E-02	6.32E-02	5.62E-01	3.50E-02	0.00E+00	0.00E+00	0.00E+00	0.00E+00
TEEN:	2.38E-02	5.15E-02	6.13E-01	3.80E-02	0.00E+00	0.00E+00	0.00E+00	0.00E+00
CHILD:	3.04E-02	2.18E-02	7.90E-01	3.69E-02	0.00E+00	0.00E+00	0.00E+00	0.00E+00
INFANT:	0.00E+00	0.00E+00	0.00E+00	0.00E+00	0.00E+00	0.00E+00	0.00E+00	0.00E+00

FOR PATHWAY: SALTWATER FISH - MATAGORDA BAY / GULF

	T.	BODY	GI-TRACT	BONE	LIVER	KIDNEY	THYROID	LUNG
ADULT:	2.61E-03	7.59E-03	6.75E-02	4.20E-03	0.00E+00	0.00E+00	0.00E+00	0.00E+00
TEEN:	2.85E-03	6.18E-03	7.36E-02	4.56E-03	0.00E+00	0.00E+00	0.00E+00	0.00E+00
CHILD:	3.66E-03	2.62E-03	9.48E-02	4.44E-03	0.00E+00	0.00E+00	0.00E+00	0.00E+00
INFANT:	0.00E+00	0.00E+00	0.00E+00	0.00E+00	0.00E+00	0.00E+00	0.00E+00	0.00E+00

FOR PATHWAY: SALTWATER INVERTEBRATES - COLORADO RIVER

	T.	BODY	GI-TRACT	BONE	LIVER	KIDNEY	THYROID	LUNG
ADULT:	5.35E-03	1.56E-02	1.38E-01	8.61E-03	0.00E+00	0.00E+00	0.00E+00	0.00E+00
TEEN:	5.37E-03	1.17E-02	1.39E-01	8.59E-03	0.00E+00	0.00E+00	0.00E+00	0.00E+00
CHILD:	7.76E-03	5.56E-03	2.01E-01	9.42E-03	0.00E+00	0.00E+00	0.00E+00	0.00E+00
INFANT:	0.00E+00	0.00E+00	0.00E+00	0.00E+00	0.00E+00	0.00E+00	0.00E+00	0.00E+00

FOR PATHWAY: SALTWATER INVERTEBRATES - MATAGORDA BAY / GULF

	T.	BODY	GI-TRACT	BONE	LIVER	KIDNEY	THYROID	LUNG
ADULT:	6.43E-04	1.87E-03	1.66E-02	1.03E-03	0.00E+00	0.00E+00	0.00E+00	0.00E+00
TEEN:	6.45E-04	1.40E-03	1.66E-02	1.03E-03	0.00E+00	0.00E+00	0.00E+00	0.00E+00
CHILD:	9.32E-04	6.68E-04	2.42E-02	1.13E-03	0.00E+00	0.00E+00	0.00E+00	0.00E+00
INFANT:	0.00E+00	0.00E+00	0.00E+00	0.00E+00	0.00E+00	0.00E+00	0.00E+00	0.00E+00

FOR PATHWAY: SHORELINE EXPOSURE - LITTLE ROBBINS SLOUGH

	T.	BODY	SKIN
ADULT:	0.00E+00	0.00E+00	0.00E+00
TEEN:	0.00E+00	0.00E+00	0.00E+00
CHILD:	0.00E+00	0.00E+00	0.00E+00
INFANT:	0.00E+00	0.00E+00	0.00E+00

FOR PATHWAY: SHORELINE EXPOSURE - COLORADO RIVER

	T.	BODY	SKIN
ADULT:	0.00E+00	0.00E+00	0.00E+00
TEEN:	0.00E+00	0.00E+00	0.00E+00
CHILD:	0.00E+00	0.00E+00	0.00E+00
INFANT:	0.00E+00	0.00E+00	0.00E+00

FOR PATHWAY: SHORELINE EXPOSURE - MATAGORDA BAY / GULF

	T.	BODY	SKIN
ADULT:	0.00E+00	0.00E+00	0.00E+00
TEEN:	0.00E+00	0.00E+00	0.00E+00
CHILD:	0.00E+00	0.00E+00	0.00E+00
INFANT:	0.00E+00	0.00E+00	0.00E+00

Table 4.7 Continued

INDIVIDUAL DOSE FACTORS FOR LIQUID EFFLUENTS -- FOR ISOTOPE : CR51

FOR PATHWAY: FRESHWATER FISH - LITTLE ROBBINS SLOUGH

	T.	BODY	GI-TRACT	BONE	LIVER	KIDNEY	THYROID	LUNG
ADULT:	8.97E-07	2.26E-04	0.00E+00	0.00E+00	1.96E-07	5.36E-07	1.19E-06	
TEEN:	9.25E-07	1.55E-04	0.00E+00	0.00E+00	2.03E-07	5.14E-07	1.32E-06	
CHILD:	9.86E-07	5.23E-05	0.00E+00	0.00E+00	1.50E-07	5.46E-07	1.00E-06	
INFANT:	0.00E+00	0.00E+00	0.00E+00	0.00E+00	0.00E+00	0.00E+00	0.00E+00	

FOR PATHWAY: SALTWATER FISH - COLORADO RIVER

	T.	BODY	GI-TRACT	BONE	LIVER	KIDNEY	THYROID	LUNG
ADULT:	2.92E-07	7.34E-05	0.00E+00	0.00E+00	6.43E-08	1.75E-07	3.87E-07	
TEEN:	3.01E-07	5.06E-05	0.00E+00	0.00E+00	6.60E-08	1.67E-07	4.30E-07	
CHILD:	3.21E-07	1.70E-05	0.00E+00	0.00E+00	4.87E-08	1.78E-07	3.25E-07	
INFANT:	0.00E+00	0.00E+00	0.00E+00	0.00E+00	0.00E+00	0.00E+00	0.00E+00	

FOR PATHWAY: SALTWATER FISH - MATAGORDA BAY / GULF

	T.	BODY	GI-TRACT	BONE	LIVER	KIDNEY	THYROID	LUNG
ADULT:	3.51E-08	8.82E-06	0.00E+00	0.00E+00	7.72E-09	2.10E-08	4.65E-08	
TEEN:	3.62E-08	6.08E-06	0.00E+00	0.00E+00	7.92E-09	2.01E-08	5.16E-08	
CHILD:	3.85E-08	2.04E-06	0.00E+00	0.00E+00	5.85E-09	2.14E-08	3.91E-08	
INFANT:	0.00E+00	0.00E+00	0.00E+00	0.00E+00	0.00E+00	0.00E+00	0.00E+00	

FOR PATHWAY: SALTWATER INVERTEBRATES - COLORADO RIVER

	T.	BODY	GI-TRACT	BONE	LIVER	KIDNEY	THYROID	LUNG
ADULT:	3.48E-07	8.74E-05	0.00E+00	0.00E+00	7.66E-08	2.08E-07	4.61E-07	
TEEN:	3.29E-07	5.53E-05	0.00E+00	0.00E+00	7.22E-08	1.83E-07	4.70E-07	
CHILD:	3.95E-07	2.10E-05	0.00E+00	0.00E+00	6.00E-08	2.19E-07	4.01E-07	
INFANT:	0.00E+00	0.00E+00	0.00E+00	0.00E+00	0.00E+00	0.00E+00	0.00E+00	

FOR PATHWAY: SALTWATER INVERTEBRATES - MATAGORDA BAY / GULF

	T.	BODY	GI-TRACT	BONE	LIVER	KIDNEY	THYROID	LUNG
ADULT:	4.17E-08	1.05E-05	0.00E+00	0.00E+00	9.20E-09	2.50E-08	5.54E-08	
TEEN:	3.95E-08	6.65E-06	0.00E+00	0.00E+00	8.67E-09	2.20E-08	5.65E-08	
CHILD:	4.75E-08	2.52E-06	0.00E+00	0.00E+00	7.20E-09	2.64E-08	4.81E-08	
INFANT:	0.00E+00	0.00E+00	0.00E+00	0.00E+00	0.00E+00	0.00E+00	0.00E+00	

FOR PATHWAY: SHORELINE EXPOSURE - LITTLE ROBBINS SLOUGH

	T.	BODY	SKIN
ADULT:	1.20E-07	1.42E-07	
TEEN:	6.72E-07	7.95E-07	
CHILD:	1.41E-07	1.66E-07	
INFANT:	0.00E+00	0.00E+00	

FOR PATHWAY: SHORELINE EXPOSURE - COLORADO RIVER

	T.	BODY	SKIN
ADULT:	1.96E-08	2.32E-08	
TEEN:	1.09E-07	1.29E-07	
CHILD:	2.29E-08	2.70E-08	
INFANT:	0.00E+00	0.00E+00	

FOR PATHWAY: SHORELINE EXPOSURE - MATAGORDA BAY / GULF

	T.	BODY	SKIN
ADULT:	5.88E-09	6.95E-09	
TEEN:	3.28E-08	3.88E-08	
CHILD:	6.66E-09	8.11E-09	
INFANT:	0.00E+00	0.00E+00	

Table 4.7 Continued

INDIVIDUAL DOSE FACTORS FOR LIQUID EFFLUENTS -- FOR ISOTOPE : MN54

FOR PATHWAY: FRESHWATER FISH - LITTLE ROBBINS SLOUGH

	T.	BODY	GI-TRACT	BONE	LIVER	KIDNEY	THYROID	LUNG
ADULT:	8.17E-03	1.31E-01	0.00E+00	4.29E-02	1.27E-02	0.00E+00	0.00E+00	0.00E+00
TEEN:	8.35E-03	8.64E-02	0.00E+00	4.21E-02	1.26E-02	0.00E+00	0.00E+00	0.00E+00
CHILD:	8.77E-03	2.76E-02	0.00E+00	3.29E-02	9.24E-03	0.00E+00	0.00E+00	0.00E+00
INFANT:	0.00E+00	0.00E+00	0.00E+00	0.00E+00	0.00E+00	0.00E+00	0.00E+00	0.00E+00

FOR PATHWAY: SALTWATER FISH - COLORADO RIVER

	T.	BODY	GI-TRACT	BONE	LIVER	KIDNEY	THYROID	LUNG
ADULT:	1.93E-03	2.94E-02	0.00E+00	9.58E-03	2.85E-03	0.00E+00	0.00E+00	0.00E+00
TEEN:	1.87E-03	1.93E-02	0.00E+00	9.43E-03	2.81E-03	0.00E+00	0.00E+00	0.00E+00
CHILD:	1.96E-03	6.19E-03	0.00E+00	7.37E-03	2.07E-03	0.00E+00	0.00E+00	0.00E+00
INFANT:	0.00E+00	0.00E+00	0.00E+00	0.00E+00	0.00E+00	0.00E+00	0.00E+00	0.00E+00

FOR PATHWAY: SALTWATER FISH - MATAGORDA BAY / GULF

	T.	BODY	GI-TRACT	BONE	LIVER	KIDNEY	THYROID	LUNG
ADULT:	2.19E-04	3.52E-03	0.00E+00	1.15E-03	3.42E-04	0.00E+00	0.00E+00	0.00E+00
TEEN:	2.24E-04	2.32E-03	0.00E+00	1.13E-03	3.27E-04	0.00E+00	0.00E+00	0.00E+00
CHILD:	2.35E-04	7.42E-04	0.00E+00	8.84E-04	2.43E-04	0.00E+00	0.00E+00	0.00E+00
INFANT:	0.00E+00	0.00E+00	0.00E+00	0.00E+00	0.00E+00	0.00E+00	0.00E+00	0.00E+00

FOR PATHWAY: SALTWATER INVERTEBRATES - COLORADO RIVER

	T.	BODY	GI-TRACT	BONE	LIVER	KIDNEY	THYROID	LUNG
ADULT:	3.17E-04	5.08E-03	0.00E+00	1.66E-03	4.94E-04	0.00E+00	0.00E+00	0.00E+00
TEEN:	2.97E-04	3.09E-03	0.00E+00	1.50E-03	4.47E-04	0.00E+00	0.00E+00	0.00E+00
CHILD:	3.52E-04	1.11E-03	0.00E+00	1.32E-03	3.70E-04	0.00E+00	0.00E+00	0.00E+00
INFANT:	0.00E+00	0.00E+00	0.00E+00	0.00E+00	0.00E+00	0.00E+00	0.00E+00	0.00E+00

FOR PATHWAY: SALTWATER INVERTEBRATES - MATAGORDA BAY / GULF

	T.	BODY	GI-TRACT	BONE	LIVER	KIDNEY	THYROID	LUNG
ADULT:	3.79E-05	6.09E-04	0.00E+00	1.99E-04	5.92E-05	0.00E+00	0.00E+00	0.00E+00
TEEN:	3.56E-05	3.69E-04	0.00E+00	1.80E-04	5.36E-05	0.00E+00	0.00E+00	0.00E+00
CHILD:	4.22E-05	1.33E-04	0.00E+00	1.58E-04	4.44E-05	0.00E+00	0.00E+00	0.00E+00
INFANT:	0.00E+00	0.00E+00	0.00E+00	0.00E+00	0.00E+00	0.00E+00	0.00E+00	0.00E+00

FOR PATHWAY: SHORELINE EXPOSURE - LITTLE ROBBINS SLOUGH

	T.	BODY	SKIN
ADULT:	4.86E-04	5.70E-04	
TEEN:	2.71E-03	3.18E-03	
CHILD:	5.67E-04	6.65E-04	
INFANT:	0.00E+00	0.00E+00	

FOR PATHWAY: SHORELINE EXPOSURE - COLORADO RIVER

	T.	BODY	SKIN
ADULT:	7.91E-05	9.27E-05	
TEEN:	4.42E-04	5.18E-04	
CHILD:	9.23E-05	1.08E-04	
INFANT:	0.00E+00	0.00E+00	

FOR PATHWAY: SHORELINE EXPOSURE - MATAGORDA BAY / GULF

	T.	BODY	SKIN
ADULT:	2.37E-05	2.73E-05	
TEEN:	1.32E-04	1.55E-04	
CHILD:	2.76E-05	3.24E-05	
INFANT:	0.00E+00	0.00E+00	

Table 4.7 Continued

INDIVIDUAL DOSE FACTORS FOR LIQUID EFFLUENTS -- FOR ISOTOPE : Mn^{56}

FOR PATHWAY: FRESHWATER FISH - LITTLE ROBBINS SLOUGH

	T, BODY	GI-TRACT	BONE	LIVER	KIDNEY	THYROID	LUNG
ADULT:	6.84E-50	1.23E-47	0.00E+00	3.86E-49	4.90E-49	0.00E+00	0.00E+00
TEEN:	7.18E-50	2.66E-47	0.00E+00	4.04E-49	5.11E-49	0.00E+00	0.00E+00
CHILD:	8.31E-50	5.33E-47	0.00E+00	3.68E-49	4.45E-49	0.00E+00	0.00E+00
INFANT:	0.00E+00	0.00E+00	0.00E+00	0.00E+00	0.00E+00	0.00E+00	0.00E+00

FOR PATHWAY: SALTWATER FISH - COLORADO RIVER

	T, BODY	GI-TRACT	BONE	LIVER	KIDNEY	THYROID	LUNG
ADULT:	1.53E-50	2.76E-48	0.00E+00	8.64E-50	1.10E-49	0.00E+00	0.00E+00
TEEN:	1.61E-50	5.95E-48	0.00E+00	9.04E-50	1.14E-49	0.00E+00	0.00E+00
CHILD:	1.86E-50	1.19E-47	0.00E+00	8.24E-50	9.97E-50	0.00E+00	0.00E+00
INFANT:	0.00E+00	0.00E+00	0.00E+00	0.00E+00	0.00E+00	0.00E+00	0.00E+00

FOR PATHWAY: SALTWATER FISH - MATAGORDA BAY / GULF

	T, BODY	GI-TRACT	BONE	LIVER	KIDNEY	THYROID	LUNG
ADULT:	1.84E-51	3.32E-49	0.00E+00	1.04E-50	1.32E-50	0.00E+00	0.00E+00
TEEN:	1.94E-51	7.16E-49	0.00E+00	1.09E-50	1.38E-50	0.00E+00	0.00E+00
CHILD:	2.24E-51	1.44E-48	0.00E+00	9.92E-51	1.20E-50	0.00E+00	0.00E+00
INFANT:	0.00E+00	0.00E+00	0.00E+00	0.00E+00	0.00E+00	0.00E+00	0.00E+00

FOR PATHWAY: SALTWATER INVERTEBRATES - COLORADO RIVER

	T, BODY	GI-TRACT	BONE	LIVER	KIDNEY	THYROID	LUNG
ADULT:	2.65E-51	4.77E-49	0.00E+00	1.50E-50	1.90E-50	0.00E+00	0.00E+00
TEEN:	2.56E-51	9.47E-49	0.00E+00	1.44E-50	1.82E-50	0.00E+00	0.00E+00
CHILD:	3.33E-51	2.14E-48	0.00E+00	1.48E-50	1.79E-50	0.00E+00	0.00E+00
INFANT:	0.00E+00	0.00E+00	0.00E+00	0.00E+00	0.00E+00	0.00E+00	0.00E+00

FOR PATHWAY: SALTWATER INVERTEBRATES - MATAGORDA BAY / GULF

	T, BODY	GI-TRACT	BONE	LIVER	KIDNEY	THYROID	LUNG
ADULT:	3.19E-52	5.75E-50	0.00E+00	1.80E-51	2.25E-51	0.00E+00	0.00E+00
TEEN:	3.08E-52	1.14E-49	0.00E+00	1.73E-51	2.19E-51	0.00E+00	0.00E+00
CHILD:	4.01E-52	2.58E-49	0.00E+00	1.78E-51	2.15E-51	0.00E+00	0.00E+00
INFANT:	0.00E+00	0.00E+00	0.00E+00	0.00E+00	0.00E+00	0.00E+00	0.00E+00

FOR PATHWAY: SHORELINE EXPOSURE - LITTLE ROBBINS SLOUGH

	T, BODY	SKIN
ADULT:	7.20E-50	8.31E-50
TEEN:	4.02E-49	4.75E-49
CHILD:	8.41E-50	9.93E-50
INFANT:	0.00E+00	0.00E+00

FOR PATHWAY: SHORELINE EXPOSURE - COLORADO RIVER

	T, BODY	SKIN
ADULT:	1.17E-50	1.39E-50
TEEN:	6.55E-50	7.74E-50
CHILD:	1.37E-50	1.62E-50
INFANT:	0.00E+00	0.00E+00

FOR PATHWAY: SHORELINE EXPOSURE - MATAGORDA BAY / GULF

	T, BODY	SKIN
ADULT:	3.53E-51	4.17E-51
TEEN:	1.97E-51	2.33E-51
CHILD:	4.12E-51	4.87E-51
INFANT:	0.00E+00	0.00E+00

Table 4.7 Continued

INDIVIDUAL DOSE FACTORS FOR LIQUID EFFLUENTS -- FOR ISOTOPE : FE55

FOR PATHWAY: FRESHWATER FISH - LITTLE ROBBINS SLOUGH

	T.	BODY	GI-TRACT	BONE	LIVER	KIDNEY	THYROID	LUNG
ADULT:	2.59E-03	6.37E-03	1.61E-02	1.11E-02	0.00E+00	0.00E+00	6.19E-03	
TEEN:	2.78E-03	5.16E-03	1.68E-02	1.19E-02	0.00E+00	0.00E+00	7.56E-03	
CHILD:	3.62E-03	2.17E-03	2.21E-02	1.17E-02	0.00E+00	0.00E+00	6.62E-03	
INFANT:	0.00E+00	0.00E+00	0.00E+00	0.00E+00	0.00E+00	0.00E+00	0.00E+00	

FOR PATHWAY: SALTWATER FISH - COLORADO RIVER

	T.	BODY	GI-TRACT	BONE	LIVER	KIDNEY	THYROID	LUNG
ADULT:	1.27E-02	3.12E-02	7.87E-02	5.44E-02	0.00E+00	0.00E+00	3.07E-02	
TEEN:	1.36E-02	2.53E-02	8.24E-02	5.84E-02	0.00E+00	0.00E+00	3.71E-02	
CHILD:	1.78E-02	1.06E-02	1.08E-01	5.73E-02	0.00E+00	0.00E+00	3.24E-02	
INFANT:	0.00E+00	0.00E+00	0.00E+00	0.00E+00	0.00E+00	0.00E+00	0.00E+00	

FOR PATHWAY: SALTWATER FISH - MATAGORDA BAY / GULF

	T.	BODY	GI-TRACT	BONE	LIVER	KIDNEY	THYROID	LUNG
ADULT:	1.52E-03	3.75E-03	9.45E-03	6.53E-03	0.00E+00	0.00E+00	3.64E-03	
TEEN:	1.64E-03	3.04E-03	9.90E-03	7.02E-03	0.00E+00	0.00E+00	4.45E-03	
CHILD:	2.14E-03	1.26E-03	1.30E-02	6.89E-03	0.00E+00	0.00E+00	3.90E-03	
INFANT:	0.00E+00	0.00E+00	0.00E+00	0.00E+00	0.00E+00	0.00E+00	0.00E+00	

FOR PATHWAY: SALTWATER INVERTEBRATES - COLORADO RIVER

	T.	BODY	GI-TRACT	BONE	LIVER	KIDNEY	THYROID	LUNG
ADULT:	2.01E-02	4.95E-02	1.25E-01	8.63E-02	0.00E+00	0.00E+00	4.81E-02	
TEEN:	1.99E-02	3.69E-02	1.20E-01	8.52E-02	0.00E+00	0.00E+00	5.40E-02	
CHILD:	2.92E-02	1.74E-02	1.78E-01	9.42E-02	0.00E+00	0.00E+00	5.33E-02	
INFANT:	0.00E+00	0.00E+00	0.00E+00	0.00E+00	0.00E+00	0.00E+00	0.00E+00	

FOR PATHWAY: SALTWATER INVERTEBRATES - MATAGORDA BAY / GULF

	T.	BODY	GI-TRACT	BONE	LIVER	KIDNEY	THYROID	LUNG
ADULT:	2.42E-03	5.95E-03	1.50E-02	1.04E-02	0.00E+00	0.00E+00	5.78E-03	
TEEN:	2.39E-03	4.42E-03	1.44E-02	1.02E-02	0.00E+00	0.00E+00	6.49E-03	
CHILD:	3.51E-03	2.10E-03	2.13E-02	1.13E-02	0.00E+00	0.00E+00	6.40E-03	
INFANT:	0.00E+00	0.00E+00	0.00E+00	0.00E+00	0.00E+00	0.00E+00	0.00E+00	

FOR PATHWAY: SHORELINE EXPOSURE - LITTLE ROBBINS SLOUGH

	T.	BODY	SKIN
ADULT:	0.00E+00	0.00E+00	
TEEN:	0.00E+00	0.00E+00	
CHILD:	0.00E+00	0.00E+00	
INFANT:	0.00E+00	0.00E+00	

FOR PATHWAY: SHORELINE EXPOSURE - COLORADO RIVER

	T.	BODY	SKIN
ADULT:	0.00E+00	0.00E+00	
TEEN:	0.00E+00	0.00E+00	
CHILD:	0.00E+00	0.00E+00	
INFANT:	0.00E+00	0.00E+00	

FOR PATHWAY: SHORELINE EXPOSURE - MATAGORDA BAY / GULF

	T.	BODY	SKIN
ADULT:	0.00E+00	0.00E+00	
TEEN:	0.00E+00	0.00E+00	
CHILD:	0.00E+00	0.00E+00	
INFANT:	0.00E+00	0.00E+00	

Table 4.7 Continued

INDIVIDUAL DOSE FACTORS FOR LIQUID EFFLUENTS -- FOR ISOTOPE : FES9

FOR PATHWAY: FRESHWATER FISH - LITTLE ROBBINS SLOUGH

	T.	BODY	GI-TRACT	BONE	LIVER	KIDNEY	THYROID	LUNG
ADULT:	1.23E-03	1.07E-02	1.36E-03	3.21E-03	0.00E+00	0.00E+00	8.96E-04	
TEEN:	1.27E-03	7.76E-03	1.41E-03	3.26E-03	0.00E+00	0.00E+00	1.04E-03	
CHILD:	1.37E-03	2.87E-03	1.70E-03	2.76E-03	0.00E+00	0.00E+00	8.00E-04	
INFANT:	0.00E+00	0.00E+00	0.00E+00	0.00E+00	0.00E+00	0.00E+00	0.00E+00	

FOR PATHWAY: SALTWATER FISH - COLORADO RIVER

	T.	BODY	GI-TRACT	BONE	LIVER	KIDNEY	THYROID	LUNG
ADULT:	6.00E-03	5.22E-02	6.66E-03	1.57E-02	0.00E+00	0.00E+00	4.37E-03	
TEEN:	6.19E-03	3.79E-02	6.86E-03	1.60E-02	0.00E+00	0.00E+00	5.05E-03	
CHILD:	6.71E-03	1.40E-02	8.32E-03	1.35E-02	0.00E+00	0.00E+00	3.90E-03	
INFANT:	0.00E+00	0.00E+00	0.00E+00	0.00E+00	0.00E+00	0.00E+00	0.00E+00	

FOR PATHWAY: SALTWATER FISH - MATAGORDA BAY / GULF

	T.	BODY	GI-TRACT	BONE	LIVER	KIDNEY	THYROID	LUNG
ADULT:	7.20E-04	6.26E-03	7.99E-04	1.88E-03	0.00E+00	0.00E+00	5.25E-04	
TEEN:	7.42E-04	4.55E-03	8.24E-04	1.92E-03	0.00E+00	0.00E+00	6.06E-04	
CHILD:	8.05E-04	1.68E-03	9.99E-04	1.62E-03	0.00E+00	0.00E+00	4.68E-04	
INFANT:	0.00E+00	0.00E+00	0.00E+00	0.00E+00	0.00E+00	0.00E+00	0.00E+00	

FOR PATHWAY: SALTWATER INVERTEBRATES - COLORADO RIVER

	T.	BODY	GI-TRACT	BONE	LIVER	KIDNEY	THYROID	LUNG
ADULT:	9.53E-03	8.28E-02	1.06E-02	2.49E-02	0.00E+00	0.00E+00	6.94E-03	
TEEN:	9.02E-03	5.53E-02	1.00E-02	2.34E-02	0.00E+00	0.00E+00	7.37E-03	
CHILD:	1.10E-02	2.30E-02	1.37E-02	2.21E-02	0.00E+00	0.00E+00	6.41E-03	
INFANT:	0.00E+00	0.00E+00	0.00E+00	0.00E+00	0.00E+00	0.00E+00	0.00E+00	

FOR PATHWAY: SALTWATER INVERTEBRATES - MATAGORDA BAY / GULF

	T.	BODY	GI-TRACT	BONE	LIVER	KIDNEY	THYROID	LUNG
ADULT:	1.14E-03	9.94E-03	1.27E-03	2.98E-03	0.00E+00	0.00E+00	8.33E-04	
TEEN:	1.08E-03	6.63E-03	1.20E-03	2.80E-03	0.00E+00	0.00E+00	8.84E-04	
CHILD:	1.32E-03	2.76E-03	1.64E-03	2.65E-03	0.00E+00	0.00E+00	7.69E-04	
INFANT:	0.00E+00	0.00E+00	0.00E+00	0.00E+00	0.00E+00	0.00E+00	0.00E+00	

FOR PATHWAY: SHORELINE EXPOSURE - LITTLE ROBBINS SLOUGH

	T.	BODY	SKIN
ADULT:	1.32E-05	1.55E-05	
TEEN:	7.35E-05	8.64E-05	
CHILD:	1.54E-05	1.81E-05	
INFANT:	0.00E+00	0.00E+00	

FOR PATHWAY: SHORELINE EXPOSURE - COLORADO RIVER

	T.	BODY	SKIN
ADULT:	2.14E-06	2.52E-06	
TEEN:	1.20E-05	1.41E-05	
CHILD:	2.50E-06	2.94E-06	
INFANT:	0.00E+00	0.00E+00	

FOR PATHWAY: SHORELINE EXPOSURE - MATAGORDA BAY / GULF

	T.	BODY	SKIN
ADULT:	6.42E-07	7.55E-07	
TEEN:	3.59E-06	4.22E-06	
CHILD:	7.50E-07	8.81E-07	
INFANT:	0.00E+00	0.00E+00	

Table 4.7 Continued

INDIVIDUAL DOSE FACTORS FOR LIQUID EFFLUENTS -- FOR ISOTOPE : C058

FOR PATHWAY: FRESHWATER FISH - LITTLE ROBBINS SLOUGH

	T. BODY	GI-TRACT	BONE	LIVER	KIDNEY	THYROID	LUNG
ADULT:	4.42E-04	3.99E-03	0.00E+00	1.97E-04	0.00E+00	0.00E+00	0.00E+00
TEEN:	4.51E-04	2.70E-03	0.00E+00	1.96E-04	0.00E+00	0.00E+00	0.00E+00
CHILD:	4.79E-04	9.12E-04	0.00E+00	1.56E-04	0.00E+00	0.00E+00	0.00E+00
INFANT:	0.00E+00	0.00E+00	0.00E+00	0.00E+00	0.00E+00	0.00E+00	0.00E+00

FOR PATHWAY: SALTWATER FISH - COLORADO RIVER

	T. BODY	GI-TRACT	BONE	LIVER	KIDNEY	THYROID	LUNG
ADULT:	1.44E-04	1.30E-03	0.00E+00	6.42E-05	0.00E+00	0.00E+00	0.00E+00
TEEN:	1.47E-04	8.79E-04	0.00E+00	6.38E-05	0.00E+00	0.00E+00	0.00E+00
CHILD:	1.56E-04	2.97E-04	0.00E+00	5.09E-05	0.00E+00	0.00E+00	0.00E+00
INFANT:	0.00E+00	0.00E+00	0.00E+00	0.00E+00	0.00E+00	0.00E+00	0.00E+00

FOR PATHWAY: SALTWATER FISH - MATAGORDA BAY / GULF

	T. BODY	GI-TRACT	BONE	LIVER	KIDNEY	THYROID	LUNG
ADULT:	1.73E-05	1.57E-04	0.00E+00	7.72E-06	0.00E+00	0.00E+00	0.00E+00
TEEN:	1.77E-05	1.06E-04	0.00E+00	7.68E-06	0.00E+00	0.00E+00	0.00E+00
CHILD:	1.88E-05	3.58E-05	0.00E+00	6.13E-06	0.00E+00	0.00E+00	0.00E+00
INFANT:	0.00E+00	0.00E+00	0.00E+00	0.00E+00	0.00E+00	0.00E+00	0.00E+00

FOR PATHWAY: SALTWATER INVERTEBRATES - COLORADO RIVER

	T. BODY	GI-TRACT	BONE	LIVER	KIDNEY	THYROID	LUNG
ADULT:	3.42E-04	3.10E-03	0.00E+00	1.53E-04	0.00E+00	0.00E+00	0.00E+00
TEEN:	3.22E-04	1.92E-03	0.00E+00	1.40E-04	0.00E+00	0.00E+00	0.00E+00
CHILD:	3.84E-04	7.32E-04	0.00E+00	1.26E-04	0.00E+00	0.00E+00	0.00E+00
INFANT:	0.00E+00	0.00E+00	0.00E+00	0.00E+00	0.00E+00	0.00E+00	0.00E+00

FOR PATHWAY: SALTWATER INVERTEBRATES - MATAGORDA BAY / GULF

	T. BODY	GI-TRACT	BONE	LIVER	KIDNEY	THYROID	LUNG
ADULT:	4.12E-05	3.73E-04	0.00E+00	1.84E-05	0.00E+00	0.00E+00	0.00E+00
TEEN:	3.87E-05	2.32E-04	0.00E+00	1.68E-05	0.00E+00	0.00E+00	0.00E+00
CHILD:	4.62E-05	8.81E-05	0.00E+00	1.51E-05	0.00E+00	0.00E+00	0.00E+00
INFANT:	0.00E+00	0.00E+00	0.00E+00	0.00E+00	0.00E+00	0.00E+00	0.00E+00

FOR PATHWAY: SHORELINE EXPOSURE - LITTLE ROBBINS SLOUGH

	T. BODY	SKIN
ADULT:	3.02E-05	3.54E-05
TEEN:	1.69E-04	1.98E-04
CHILD:	3.53E-05	4.13E-05
INFANT:	0.00E+00	0.00E+00

FOR PATHWAY: SHORELINE EXPOSURE - COLORADO RIVER

	T. BODY	SKIN
ADULT:	4.92E-06	5.77E-06
TEEN:	2.75E-05	3.22E-05
CHILD:	5.75E-06	6.73E-06
INFANT:	0.00E+00	0.00E+00

FOR PATHWAY: SHORELINE EXPOSURE - MATAGORDA BAY / GULF

	T. BODY	SKIN
ADULT:	1.48E-06	1.74E-06
TEEN:	8.27E-06	9.69E-06
CHILD:	1.73E-06	2.03E-06
INFANT:	0.00E+00	0.00E+00

Table 4.7 Continued

INDIVIDUAL DOSE FACTORS FOR LIQUID EFFLUENTS -- FOR ISOTOPE : C060

FOR PATHWAY: FRESHWATER FISH - LITTLE ROBBINS SLOUGH

	T. BODY	GI-TRACT	BONE	LIVER	KIDNEY	THYROID	LUNG
ADULT:	2.05E-02	1.75E-01	0.00E+00	9.32E-03	0.00E+00	0.00E+00	0.00E+00
TEEN:	2.10E-02	1.21E-01	0.00E+00	9.32E-03	0.00E+00	0.00E+00	0.00E+00
CHILD:	2.23E-02	4.19E-02	0.00E+00	7.57E-03	0.00E+00	0.00E+00	0.00E+00
INFANT:	0.00E+00	0.00E+00	0.00E+00	0.00E+00	0.00E+00	0.00E+00	0.00E+00

FOR PATHWAY: SALTWATER FISH - COLORADO RIVER

	T. BODY	GI-TRACT	BONE	LIVER	KIDNEY	THYROID	LUNG
ADULT:	6.70E-03	5.71E-02	0.00E+00	3.04E-03	0.00E+00	0.00E+00	0.00E+00
TEEN:	6.85E-03	3.96E-02	0.00E+00	3.04E-03	0.00E+00	0.00E+00	0.00E+00
CHILD:	7.28E-03	1.37E-02	0.00E+00	2.47E-03	0.00E+00	0.00E+00	0.00E+00
INFANT:	0.00E+00	0.00E+00	0.00E+00	0.00E+00	0.00E+00	0.00E+00	0.00E+00

FOR PATHWAY: SALTWATER FISH - MATAGORDA BAY / GULF

	T. BODY	GI-TRACT	BONE	LIVER	KIDNEY	THYROID	LUNG
ADULT:	8.04E-04	6.85E-03	0.00E+00	3.65E-04	0.00E+00	0.00E+00	0.00E+00
TEEN:	8.22E-04	4.75E-03	0.00E+00	3.65E-04	0.00E+00	0.00E+00	0.00E+00
CHILD:	8.74E-04	1.64E-03	0.00E+00	2.96E-04	0.00E+00	0.00E+00	0.00E+00
INFANT:	0.00E+00	0.00E+00	0.00E+00	0.00E+00	0.00E+00	0.00E+00	0.00E+00

FOR PATHWAY: SALTWATER INVERTEBRATES - COLORADO RIVER

	T. BODY	GI-TRACT	BONE	LIVER	KIDNEY	THYROID	LUNG
ADULT:	1.60E-02	1.36E-01	0.00E+00	7.23E-03	0.00E+00	0.00E+00	0.00E+00
TEEN:	1.50E-02	8.66E-02	0.00E+00	6.65E-03	0.00E+00	0.00E+00	0.00E+00
CHILD:	1.79E-02	3.37E-02	0.00E+00	6.08E-03	0.00E+00	0.00E+00	0.00E+00
INFANT:	0.00E+00	0.00E+00	0.00E+00	0.00E+00	0.00E+00	0.00E+00	0.00E+00

FOR PATHWAY: SALTWATER INVERTEBRATES - MATAGORDA BAY / GULF

	T. BODY	GI-TRACT	BONE	LIVER	KIDNEY	THYROID	LUNG
ADULT:	1.92E-03	1.63E-02	0.00E+00	8.65E-04	0.00E+00	0.00E+00	0.00E+00
TEEN:	1.80E-03	1.04E-02	0.00E+00	7.98E-04	0.00E+00	0.00E+00	0.00E+00
CHILD:	2.15E-03	4.04E-03	0.00E+00	7.30E-04	0.00E+00	0.00E+00	0.00E+00
INFANT:	0.00E+00	0.00E+00	0.00E+00	0.00E+00	0.00E+00	0.00E+00	0.00E+00

FOR PATHWAY: SHORELINE EXPOSURE - LITTLE ROBBINS SLOUGH

	T. BODY	SKIN
ADULT:	2.80E-02	3.30E-02
TEEN:	1.56E-01	1.84E-01
CHILD:	3.27E-02	3.85E-02
INFANT:	0.00E+00	0.00E+00

FOR PATHWAY: SHORELINE EXPOSURE - COLORADO RIVER

	T. BODY	SKIN
ADULT:	4.57E-03	5.38E-03
TEEN:	2.55E-02	3.00E-02
CHILD:	5.33E-03	6.27E-03
INFANT:	0.00E+00	0.00E+00

FOR PATHWAY: SHORELINE EXPOSURE - MATAGORDA BAY / GULF

	T. BODY	SKIN
ADULT:	1.37E-03	1.61E-03
TEEN:	7.66E-03	9.01E-03
CHILD:	1.60E-03	1.98E-03
INFANT:	0.00E+00	0.00E+00

Table 4.7 Continued

INDIVIDUAL DOSE FACTORS FOR LIQUID EFFLUENTS -- FOR ISOTOPE : NI63

FOR PATHWAY: FRESHWATER FISH - LITTLE ROBBINS SLOUGH

	T.	BODY	GI-TRACT	BONE	LIVER	KIDNEY	THYROID	LUNG
ADULT:	7.37E-02	3.18E-02	2.20E+00	1.52E-01	0.00E+00	0.00E+00	0.00E+00	0.00E+00
TEEN:	7.73E-02	2.56E-02	2.28E+00	1.61E-01	0.00E+00	0.00E+00	0.00E+00	0.00E+00
CHILD:	1.02E-01	1.08E-02	2.99E+00	1.60E-01	0.00E+00	0.00E+00	0.00E+00	0.00E+00
INFANT:	0.00E+00	0.00E+00	0.00E+00	0.00E+00	0.00E+00	0.00E+00	0.00E+00	0.00E+00

FOR PATHWAY: SALTWATER FISH - COLORADO RIVER

	T.	BODY	GI-TRACT	BONE	LIVER	KIDNEY	THYROID	LUNG
ADULT:	1.20E-02	5.17E-03	3.58E-01	2.48E-02	0.00E+00	0.00E+00	0.00E+00	0.00E+00
TEEN:	1.26E-02	4.17E-03	3.71E-01	2.62E-02	0.00E+00	0.00E+00	0.00E+00	0.00E+00
CHILD:	1.65E-02	1.75E-03	4.84E-01	2.60E-02	0.00E+00	0.00E+00	0.00E+00	0.00E+00
INFANT:	0.00E+00	0.00E+00	0.00E+00	0.00E+00	0.00E+00	0.00E+00	0.00E+00	0.00E+00

FOR PATHWAY: SALTWATER FISH - MATAGORDA BAY / GULF

	T.	BODY	GI-TRACT	BONE	LIVER	KIDNEY	THYROID	LUNG
ADULT:	1.44E-03	6.21E-04	4.30E-02	2.98E-03	0.00E+00	0.00E+00	0.00E+00	0.00E+00
TEEN:	1.51E-03	5.01E-04	4.46E-02	3.15E-03	0.00E+00	0.00E+00	0.00E+00	0.00E+00
CHILD:	1.99E-03	2.11E-04	5.84E-02	3.13E-03	0.00E+00	0.00E+00	0.00E+00	0.00E+00
INFANT:	0.00E+00	0.00E+00	0.00E+00	0.00E+00	0.00E+00	0.00E+00	0.00E+00	0.00E+00

FOR PATHWAY: SALTWATER INVERTEBRATES - COLORADO RIVER

	T.	BODY	GI-TRACT	BONE	LIVER	KIDNEY	THYROID	LUNG
ADULT:	7.14E-03	3.08E-03	2.13E-01	1.48E-02	0.00E+00	0.00E+00	0.00E+00	0.00E+00
TEEN:	6.86E-03	2.28E-03	2.03E-01	1.43E-02	0.00E+00	0.00E+00	0.00E+00	0.00E+00
CHILD:	1.02E-02	1.08E-03	3.00E-01	1.60E-02	0.00E+00	0.00E+00	0.00E+00	0.00E+00
INFANT:	0.00E+00	0.00E+00	0.00E+00	0.00E+00	0.00E+00	0.00E+00	0.00E+00	0.00E+00

FOR PATHWAY: SALTWATER INVERTEBRATES - MATAGORDA BAY / GULF

	T.	BODY	GI-TRACT	BONE	LIVER	KIDNEY	THYROID	LUNG
ADULT:	8.58E-04	3.70E-04	2.56E-02	1.77E-03	0.00E+00	0.00E+00	0.00E+00	0.00E+00
TEEN:	8.26E-04	2.74E-04	2.44E-02	1.72E-03	0.00E+00	0.00E+00	0.00E+00	0.00E+00
CHILD:	1.22E-03	1.30E-04	3.60E-02	1.93E-03	0.00E+00	0.00E+00	0.00E+00	0.00E+00
INFANT:	0.00E+00	0.00E+00	0.00E+00	0.00E+00	0.00E+00	0.00E+00	0.00E+00	0.00E+00

FOR PATHWAY: SHORELINE EXPOSURE - LITTLE ROBBINS SLOUGH

	T.	BODY	SKIN
ADULT:	0.00E+00	0.00E+00	
TEEN:	0.00E+00	0.00E+00	
CHILD:	0.00E+00	0.00E+00	
INFANT:	0.00E+00	0.00E+00	

FOR PATHWAY: SHORELINE EXPOSURE - COLORADO RIVER

	T.	BODY	SKIN
ADULT:	0.00E+00	0.00E+00	
TEEN:	0.00E+00	0.00E+00	
CHILD:	0.00E+00	0.00E+00	
INFANT:	0.00E+00	0.00E+00	

FOR PATHWAY: SHORELINE EXPOSURE - MATAGORDA BAY / GULF

	T.	BODY	SKIN
ADULT:	0.00E+00	0.00E+00	
TEEN:	0.00E+00	0.00E+00	
CHILD:	0.00E+00	0.00E+00	
INFANT:	0.00E+00	0.00E+00	

Table 4.7 Continued

INDIVIDUAL DOSE FACTORS FOR LIQUID EFFLUENTS -- FOR ISOTOPE : NI65

FOR PATHWAY: FRESHWATER FISH - LITTLE ROBBINS SLOUGH

	T.	BODY	GI-TRACT	BONE	LIVER	KIDNEY	THYROID	LUNG
ADULT:	2.98E-51	1.66E-49	5.03E-50	6.54E-51	0.00E+00	0.00E+00	0.00E+00	0.00E+00
TEEN:	3.17E-51	3.77E-49	5.44E-50	6.95E-51	0.00E+00	0.00E+00	0.00E+00	0.00E+00
CHILD:	3.82E-51	8.02E-49	6.95E-50	8.54E-51	0.00E+00	0.00E+00	0.00E+00	0.00E+00
INFANT:	0.00E+00	0.00E+00	0.00E+00	0.00E+00	0.00E+00	0.00E+00	0.00E+00	0.00E+00

FOR PATHWAY: SALTWATER FISH - COLORADO RIVER

	T.	BODY	GI-TRACT	BONE	LIVER	KIDNEY	THYROID	LUNG
ADULT:	4.85E-52	2.70E-50	8.18E-51	1.06E-51	0.00E+00	0.00E+00	0.00E+00	0.00E+00
TEEN:	5.15E-52	6.13E-50	8.84E-51	1.13E-51	0.00E+00	0.00E+00	0.00E+00	0.00E+00
CHILD:	6.21E-52	1.30E-49	1.13E-50	1.06E-51	0.00E+00	0.00E+00	0.00E+00	0.00E+00
INFANT:	0.00E+00	0.00E+00	0.00E+00	0.00E+00	0.00E+00	0.00E+00	0.00E+00	0.00E+00

FOR PATHWAY: SALTWATER FISH - MATAGORDA BAY / GULF

	T.	BODY	GI-TRACT	BONE	LIVER	KIDNEY	THYROID	LUNG
ADULT:	5.83E-53	3.24E-51	9.84E-52	1.28E-52	0.00E+00	0.00E+00	0.00E+00	0.00E+00
TEEN:	6.19E-53	7.37E-51	1.06E-51	1.36E-52	0.00E+00	0.00E+00	0.00E+00	0.00E+00
CHILD:	7.47E-53	1.57E-50	1.36E-51	1.28E-52	0.00E+00	0.00E+00	0.00E+00	0.00E+00
INFANT:	0.00E+00	0.00E+00	0.00E+00	0.00E+00	0.00E+00	0.00E+00	0.00E+00	0.00E+00

FOR PATHWAY: SALTWATER INVERTEBRATES - COLORADO RIVER

	T.	BODY	GI-TRACT	BONE	LIVER	KIDNEY	THYROID	LUNG
ADULT:	2.89E-52	1.61E-50	4.87E-51	6.33E-52	0.00E+00	0.00E+00	0.00E+00	0.00E+00
TEEN:	2.82E-52	3.35E-50	4.84E-51	6.18E-52	0.00E+00	0.00E+00	0.00E+00	0.00E+00
CHILD:	3.83E-52	8.03E-50	6.96E-51	6.55E-52	0.00E+00	0.00E+00	0.00E+00	0.00E+00
INFANT:	0.00E+00	0.00E+00	0.00E+00	0.00E+00	0.00E+00	0.00E+00	0.00E+00	0.00E+00

FOR PATHWAY: SALTWATER INVERTEBRATES - MATAGORDA BAY / GULF

	T.	BODY	GI-TRACT	BONE	LIVER	KIDNEY	THYROID	LUNG
ADULT:	3.47E-53	1.93E-51	5.86E-52	7.61E-53	0.00E+00	0.00E+00	0.00E+00	0.00E+00
TEEN:	3.39E-53	4.03E-51	5.82E-52	7.43E-53	0.00E+00	0.00E+00	0.00E+00	0.00E+00
CHILD:	4.60E-53	9.66E-51	8.37E-52	7.88E-53	0.00E+00	0.00E+00	0.00E+00	0.00E+00
INFANT:	0.00E+00	0.00E+00	0.00E+00	0.00E+00	0.00E+00	0.00E+00	0.00E+00	0.00E+00

FOR PATHWAY: SHORELINE EXPOSURE - LITTLE ROBBINS SLOUGH

	T.	BODY	SKIN
ADULT:	3.11E-51	3.61E-51	
TEEN:	1.74E-50	2.02E-50	
CHILD:	3.63E-51	4.22E-51	
INFANT:	0.00E+00	0.00E+00	

FOR PATHWAY: SHORELINE EXPOSURE - COLORADO RIVER

	T.	BODY	SKIN
ADULT:	5.06E-52	5.88E-52	
TEEN:	2.82E-51	3.28E-51	
CHILD:	5.90E-52	6.86E-52	
INFANT:	0.00E+00	0.00E+00	

FOR PATHWAY: SHORELINE EXPOSURE - MATAGORDA BAY / GULF

	T.	BODY	SKIN
ADULT:	1.52E-52	1.77E-52	
TEEN:	8.49E-52	9.87E-52	
CHILD:	1.77E-52	2.06E-52	
INFANT:	0.00E+00	0.00E+00	

Table 4.7 Continued

INDIVIDUAL DOSE FACTORS FOR LIQUID EFFLUENTS -- FOR ISOTOPE : CU64

FOR PATHWAY: FRESHWATER FISH - LITTLE ROBBINS SLOUGH

	T. BODY	GI-TRACT	BONE	LIVER	KIDNEY	THYROID	LUNG
ADULT:	2.77E-16	5.04E-14	0.00E+00	5.91E-16	1.45E-15	0.00E+00	0.00E+00
TEEN:	2.92E-16	4.82E-14	0.00E+00	6.22E-16	1.57E-15	0.00E+00	0.00E+00
CHILD:	3.45E-16	2.68E-14	0.00E+00	5.71E-16	1.38E-15	0.00E+00	0.00E+00
INFANT:	0.00E+00	0.00E+00	0.00E+00	0.00E+00	0.00E+00	0.00E+00	0.00E+00

FOR PATHWAY: SALTWATER FISH - COLORADO RIVER

	T. BODY	GI-TRACT	BONE	LIVER	KIDNEY	THYROID	LUNG
ADULT:	6.05E-16	1.10E-13	0.00E+00	1.29E-15	3.25E-15	0.00E+00	0.00E+00
TEEN:	6.36E-16	1.05E-13	0.00E+00	1.36E-15	3.43E-15	0.00E+00	0.00E+00
CHILD:	7.52E-16	5.84E-14	0.00E+00	1.25E-15	3.01E-15	0.00E+00	0.00E+00
INFANT:	0.00E+00	0.00E+00	0.00E+00	0.00E+00	0.00E+00	0.00E+00	0.00E+00

FOR PATHWAY: SALTWATER FISH - MATAGORDA BAY / GULF

	T. BODY	GI-TRACT	BONE	LIVER	KIDNEY	THYROID	LUNG
ADULT:	7.27E-17	1.32E-14	0.00E+00	1.55E-16	3.91E-16	0.00E+00	0.00E+00
TEEN:	7.67E-17	1.26E-14	0.00E+00	1.63E-16	4.12E-16	0.00E+00	0.00E+00
CHILD:	9.05E-17	7.03E-15	0.00E+00	1.50E-16	3.62E-16	0.00E+00	0.00E+00
INFANT:	0.00E+00	0.00E+00	0.00E+00	0.00E+00	0.00E+00	0.00E+00	0.00E+00

FOR PATHWAY: SALTWATER INVERTEBRATES - COLORADO RIVER

	T. BODY	GI-TRACT	BONE	LIVER	KIDNEY	THYROID	LUNG
ADULT:	3.65E-16	6.63E-14	0.00E+00	7.78E-16	1.96E-15	0.00E+00	0.00E+00
TEEN:	3.54E-16	5.83E-14	0.00E+00	7.52E-16	1.90E-15	0.00E+00	0.00E+00
CHILD:	4.70E-16	3.85E-14	0.00E+00	7.78E-16	1.88E-15	0.00E+00	0.00E+00
INFANT:	0.00E+00	0.00E+00	0.00E+00	0.00E+00	0.00E+00	0.00E+00	0.00E+00

FOR PATHWAY: SALTWATER INVERTEBRATES - MATAGORDA BAY / GULF

	T. BODY	GI-TRACT	BONE	LIVER	KIDNEY	THYROID	LUNG
ADULT:	4.39E-17	7.98E-15	0.00E+00	9.36E-17	2.36E-16	0.00E+00	0.00E+00
TEEN:	4.26E-17	7.02E-15	0.00E+00	9.05E-17	2.29E-16	0.00E+00	0.00E+00
CHILD:	5.65E-17	4.39E-15	0.00E+00	9.36E-17	2.26E-16	0.00E+00	0.00E+00
INFANT:	0.00E+00	0.00E+00	0.00E+00	0.00E+00	0.00E+00	0.00E+00	0.00E+00

FOR PATHWAY: SHORELINE EXPOSURE - LITTLE ROBBINS SLOUGH

	T. BODY	SKIN
ADULT:	4.77E-18	5.40E-18
TEEN:	2.66E-17	3.02E-17
CHILD:	5.56E-18	6.30E-18
INFANT:	0.00E+00	0.00E+00

FOR PATHWAY: SHORELINE EXPOSURE - COLORADO RIVER

	T. BODY	SKIN
ADULT:	7.76E-19	8.79E-19
TEEN:	4.33E-18	4.91E-18
CHILD:	9.05E-19	1.03E-18
INFANT:	0.00E+00	0.00E+00

FOR PATHWAY: SHORELINE EXPOSURE - MATAGORDA BAY / GULF

	T. BODY	SKIN
ADULT:	2.33E-19	2.64E-19
TEEN:	1.30E-18	1.48E-18
CHILD:	2.72E-19	3.08E-19
INFANT:	0.00E+00	0.00E+00

Table 4.7 Continued

INDIVIDUAL DOSE FACTORS FOR LIQUID EFFLUENTS -- FOR ISOTOPE : ZN65

FOR PATHWAY: FRESHWATER FISH - LITTLE ROBBINS SLOUGH

	T. BODY	GI-TRACT	BONE	LIVER	KIDNEY	THYROID	LUNG
ADULT:	2.59E-01	3.61E-01	1.80E-01	5.74E-01	3.84E-01	0.00E+00	0.00E+00
TEEN:	2.65E-01	2.40E-01	1.84E-01	5.68E-01	3.53E-01	0.00E+00	0.00E+00
CHILD:	2.78E-01	7.85E-02	1.66E-01	4.71E-01	2.82E-01	0.00E+00	0.00E+00
INFANT:	0.00E+00	0.00E+00	0.00E+00	0.00E+00	0.00E+00	0.00E+00	0.00E+00

FOR PATHWAY: SALTWATER FISH - COLORADO RIVER

	T. BODY	GI-TRACT	BONE	LIVER	KIDNEY	THYROID	LUNG
ADULT:	4.23E-02	5.90E-02	2.94E-02	9.36E-02	6.24E-02	0.00E+00	0.00E+00
TEEN:	4.32E-02	3.92E-02	2.67E-02	9.26E-02	5.93E-02	0.00E+00	0.00E+00
CHILD:	4.53E-02	1.28E-02	2.74E-02	7.69E-02	4.59E-02	0.00E+00	0.00E+00
INFANT:	0.00E+00	0.00E+00	0.00E+00	0.00E+00	0.00E+00	0.00E+00	0.00E+00

FOR PATHWAY: SALTWATER FISH - MATAGORDA BAY / GULF

	T. BODY	GI-TRACT	BONE	LIVER	KIDNEY	THYROID	LUNG
ADULT:	5.09E-03	7.09E-03	3.54E-03	1.13E-02	7.53E-03	0.00E+00	0.00E+00
TEEN:	5.19E-03	4.72E-03	3.21E-03	1.11E-02	7.13E-03	0.00E+00	0.00E+00
CHILD:	5.45E-03	1.54E-03	3.29E-03	9.24E-03	5.52E-03	0.00E+00	0.00E+00
INFANT:	0.00E+00	0.00E+00	0.00E+00	0.00E+00	0.00E+00	0.00E+00	0.00E+00

FOR PATHWAY: SALTWATER INVERTEBRATES - COLORADO RIVER

	T. BODY	GI-TRACT	BONE	LIVER	KIDNEY	THYROID	LUNG
ADULT:	2.52E-01	3.51E-01	1.75E-01	5.57E-01	3.73E-01	0.00E+00	0.00E+00
TEEN:	2.34E-01	2.15E-01	1.46E-01	5.07E-01	3.24E-01	0.00E+00	0.00E+00
CHILD:	2.79E-01	7.89E-02	1.69E-01	4.74E-01	2.83E-01	0.00E+00	0.00E+00
INFANT:	0.00E+00	0.00E+00	0.00E+00	0.00E+00	0.00E+00	0.00E+00	0.00E+00

FOR PATHWAY: SALTWATER INVERTEBRATES - MATAGORDA BAY / GULF

	T. BODY	GI-TRACT	BONE	LIVER	KIDNEY	THYROID	LUNG
ADULT:	3.03E-02	4.22E-02	2.11E-02	6.70E-02	4.48E-02	0.00E+00	0.00E+00
TEEN:	2.84E-02	2.58E-02	1.75E-02	6.09E-02	3.90E-02	0.00E+00	0.00E+00
CHILD:	3.36E-02	9.43E-03	2.03E-02	5.69E-02	3.40E-02	0.00E+00	0.00E+00
INFANT:	0.00E+00	0.00E+00	0.00E+00	0.00E+00	0.00E+00	0.00E+00	0.00E+00

FOR PATHWAY: SHORELINE EXPOSURE - LITTLE ROBBINS SLOUGH

	T. BODY	SKIN
ADULT:	2.08E-04	2.39E-04
TEEN:	1.16E-03	1.34E-03
CHILD:	2.43E-04	2.79E-04
INFANT:	0.00E+00	0.00E+00

FOR PATHWAY: SHORELINE EXPOSURE - COLORADO RIVER

	T. BODY	SKIN
ADULT:	3.40E-05	3.91E-05
TEEN:	1.90E-04	2.18E-04
CHILD:	3.96E-05	4.56E-05
INFANT:	0.00E+00	0.00E+00

FOR PATHWAY: SHORELINE EXPOSURE - MATAGORDA BAY / GULF

	T. BODY	SKIN
ADULT:	1.02E-05	1.17E-05
TEEN:	5.70E-05	6.53E-05
CHILD:	1.19E-05	1.37E-05
INFANT:	0.00E+00	0.00E+00

Table 4.7 Continued

INDIVIDUAL DOSE FACTORS FOR LIQUID EFFLUENTS -- FOR ISOTOPE : ZN69

FOR PATHWAY: FRESHWATER FISH - LITTLE ROBBINS SLOUGH

	T. BODY	GI-TRACT	BONE	LIVER	KIDNEY	THYROID	LUNG
ADULT:	0.00E+00	0.00E+00	0.00E+00	0.00E+00	0.00E+00	0.00E+00	0.00E+00
TEEN:	0.00E+00	0.00E+00	0.00E+00	0.00E+00	0.00E+00	0.00E+00	0.00E+00
CHILD:	0.00E+00	0.00E+00	0.00E+00	0.00E+00	0.00E+00	0.00E+00	0.00E+00
INFANT:	0.00E+00	0.00E+00	0.00E+00	0.00E+00	0.00E+00	0.00E+00	0.00E+00

FOR PATHWAY: SALTWATER FISH - COLORADO RIVER

	T. BODY	GI-TRACT	BONE	LIVER	KIDNEY	THYROID	LUNG
ADULT:	0.00E+00	0.00E+00	0.00E+00	0.00E+00	0.00E+00	0.00E+00	0.00E+00
TEEN:	0.00E+00	0.00E+00	0.00E+00	0.00E+00	0.00E+00	0.00E+00	0.00E+00
CHILD:	0.00E+00	0.00E+00	0.00E+00	0.00E+00	0.00E+00	0.00E+00	0.00E+00
INFANT:	0.00E+00	0.00E+00	0.00E+00	0.00E+00	0.00E+00	0.00E+00	0.00E+00

FOR PATHWAY: SALTWATER FISH - MATAGORDA BAY / GULF

	T. BODY	GI-TRACT	BONE	LIVER	KIDNEY	THYROID	LUNG
ADULT:	0.00E+00	0.00E+00	0.00E+00	0.00E+00	0.00E+00	0.00E+00	0.00E+00
TEEN:	0.00E+00	0.00E+00	0.00E+00	0.00E+00	0.00E+00	0.00E+00	0.00E+00
CHILD:	0.00E+00	0.00E+00	0.00E+00	0.00E+00	0.00E+00	0.00E+00	0.00E+00
INFANT:	0.00E+00	0.00E+00	0.00E+00	0.00E+00	0.00E+00	0.00E+00	0.00E+00

FOR PATHWAY: SALTWATER INVERTEBRATES - COLORADO RIVER

	T. BODY	GI-TRACT	BONE	LIVER	KIDNEY	THYROID	LUNG
ADULT:	0.00E+00	0.00E+00	0.00E+00	0.00E+00	0.00E+00	0.00E+00	0.00E+00
TEEN:	0.00E+00	0.00E+00	0.00E+00	0.00E+00	0.00E+00	0.00E+00	0.00E+00
CHILD:	0.00E+00	0.00E+00	0.00E+00	0.00E+00	0.00E+00	0.00E+00	0.00E+00
INFANT:	0.00E+00	0.00E+00	0.00E+00	0.00E+00	0.00E+00	0.00E+00	0.00E+00

FOR PATHWAY: SALTWATER INVERTEBRATES - MATAGORDA BAY / GULF

	T. BODY	GI-TRACT	BONE	LIVER	KIDNEY	THYROID	LUNG
ADULT:	0.00E+00	0.00E+00	0.00E+00	0.00E+00	0.00E+00	0.00E+00	0.00E+00
TEEN:	0.00E+00	0.00E+00	0.00E+00	0.00E+00	0.00E+00	0.00E+00	0.00E+00
CHILD:	0.00E+00	0.00E+00	0.00E+00	0.00E+00	0.00E+00	0.00E+00	0.00E+00
INFANT:	0.00E+00	0.00E+00	0.00E+00	0.00E+00	0.00E+00	0.00E+00	0.00E+00

FOR PATHWAY: SHORELINE EXPOSURE - LITTLE ROBBINS SLOUGH

	T. BODY	SKIN
ADULT:	0.00E+00	0.00E+00
TEEN:	0.00E+00	0.00E+00
CHILD:	0.00E+00	0.00E+00
INFANT:	0.00E+00	0.00E+00

FOR PATHWAY: SHORELINE EXPOSURE - COLORADO RIVER

	T. BODY	SKIN
ADULT:	0.00E+00	0.00E+00
TEEN:	0.00E+00	0.00E+00
CHILD:	0.00E+00	0.00E+00
INFANT:	0.00E+00	0.00E+00

FOR PATHWAY: SHORELINE EXPOSURE - MATAGORDA BAY / GULF

	T. BODY	SKIN
ADULT:	0.00E+00	0.00E+00
TEEN:	0.00E+00	0.00E+00
CHILD:	0.00E+00	0.00E+00
INFANT:	0.00E+00	0.00E+00

Table 4.7 Continued

INDIVIDUAL DOSE FACTORS FOR LIQUID EFFLUENTS -- FOR ISOTOPE : BR83

FOR PATHWAY: FRESHWATER FISH - LITTLE ROBBINS SLOUGH

	T. BODY	GI-TRACT	BONE	LIVER	KIDNEY	THYROID	LUNG
ADULT:	6.99E-53	1.01E-52	0.00E+00	0.00E+00	0.00E+00	0.00E+00	0.00E+00
TEEN:	7.60E-53	1.32E-52	0.00E+00	0.00E+00	0.00E+00	0.00E+00	0.00E+00
CHILD:	9.76E-53	5.71E-70	0.00E+00	0.00E+00	0.00E+00	0.00E+00	0.00E+00
INFANT:	0.00E+00	0.00E+00	0.00E+00	0.00E+00	0.00E+00	0.00E+00	0.00E+00

FOR PATHWAY: SALTWATER FISH - COLORADO RIVER

	T. BODY	GI-TRACT	BONE	LIVER	KIDNEY	THYROID	LUNG
ADULT:	4.08E-58	5.87E-58	0.00E+00	0.00E+00	0.00E+00	0.00E+00	0.00E+00
TEEN:	4.44E-58	7.73E-75	0.00E+00	0.00E+00	0.00E+00	0.00E+00	0.00E+00
CHILD:	5.70E-58	3.33E-75	0.00E+00	0.00E+00	0.00E+00	0.00E+00	0.00E+00
INFANT:	0.00E+00	0.00E+00	0.00E+00	0.00E+00	0.00E+00	0.00E+00	0.00E+00

FOR PATHWAY: SALTWATER FISH - MATAGORDA BAY / GULF

	T. BODY	GI-TRACT	BONE	LIVER	KIDNEY	THYROID	LUNG
ADULT:	4.89E-59	7.05E-59	0.00E+00	0.00E+00	0.00E+00	0.00E+00	0.00E+00
TEEN:	5.32E-59	9.28E-76	0.00E+00	0.00E+00	0.00E+00	0.00E+00	0.00E+00
CHILD:	6.84E-59	4.00E-76	0.00E+00	0.00E+00	0.00E+00	0.00E+00	0.00E+00
INFANT:	0.00E+00	0.00E+00	0.00E+00	0.00E+00	0.00E+00	0.00E+00	0.00E+00

FOR PATHWAY: SALTWATER INVERTEBRATES - COLORADO RIVER

	T. BODY	GI-TRACT	BONE	LIVER	KIDNEY	THYROID	LUNG
ADULT:	2.01E-56	2.89E-56	0.00E+00	0.00E+00	0.00E+00	0.00E+00	0.00E+00
TEEN:	2.01E-56	3.49E-73	0.00E+00	0.00E+00	0.00E+00	0.00E+00	0.00E+00
CHILD:	2.90E-56	1.70E-73	0.00E+00	0.00E+00	0.00E+00	0.00E+00	0.00E+00
INFANT:	0.00E+00	0.00E+00	0.00E+00	0.00E+00	0.00E+00	0.00E+00	0.00E+00

FOR PATHWAY: SALTWATER INVERTEBRATES - MATAGORDA BAY / GULF

	T. BODY	GI-TRACT	BONE	LIVER	KIDNEY	THYROID	LUNG
ADULT:	2.41E-57	3.47E-57	0.00E+00	0.00E+00	0.00E+00	0.00E+00	0.00E+00
TEEN:	2.41E-57	4.19E-74	0.00E+00	0.00E+00	0.00E+00	0.00E+00	0.00E+00
CHILD:	3.48E-57	2.04E-74	0.00E+00	0.00E+00	0.00E+00	0.00E+00	0.00E+00
INFANT:	0.00E+00	0.00E+00	0.00E+00	0.00E+00	0.00E+00	0.00E+00	0.00E+00

FOR PATHWAY: SHORELINE EXPOSURE - LITTLE ROBBINS SLOUGH

	T. BODY	SKIN
ADULT:	3.17E-55	4.61E-55
TEEN:	1.77E-54	2.57E-54
CHILD:	3.70E-55	5.36E-55
INFANT:	0.00E+00	0.00E+00

FOR PATHWAY: SHORELINE EXPOSURE - COLORADO RIVER

	T. BODY	SKIN
ADULT:	5.19E-56	7.54E-56
TEEN:	2.90E-55	4.21E-55
CHILD:	6.05E-56	8.79E-56
INFANT:	0.00E+00	0.00E+00

FOR PATHWAY: SHORELINE EXPOSURE - MATAGORDA BAY / GULF

	T. BODY	SKIN
ADULT:	1.56E-56	2.26E-56
TEEN:	8.69E-56	1.26E-55
CHILD:	1.32E-56	2.54E-56
INFANT:	0.00E+00	0.00E+00

Table 4.7 Continued

INDIVIDUAL DOSE FACTORS FOR LIQUID EFFLUENTS -- FOR ISOTOPE : BR84

FOR PATHWAY: FRESHWATER FISH - LITTLE ROBBINS SLOUGH

	T. BODY	GI-TRACT	BONE	LIVER	KIDNEY	THYROID	LUNG
ADULT:	0.00E+00	0.00E+00	0.00E+00	0.00E+00	0.00E+00	0.00E+00	0.00E+00
TEEN:	0.00E+00	0.00E+00	0.00E+00	0.00E+00	0.00E+00	0.00E+00	0.00E+00
CHILD:	0.00E+00	0.00E+00	0.00E+00	0.00E+00	0.00E+00	0.00E+00	0.00E+00
INFANT:	0.00E+00	0.00E+00	0.00E+00	0.00E+00	0.00E+00	0.00E+00	0.00E+00

FOR PATHWAY: SALTWATER FISH - COLORADO RIVER

	T. BODY	GI-TRACT	BONE	LIVER	KIDNEY	THYROID	LUNG
ADULT:	0.00E+00	0.00E+00	0.00E+00	0.00E+00	0.00E+00	0.00E+00	0.00E+00
TEEN:	0.00E+00	0.00E+00	0.00E+00	0.00E+00	0.00E+00	0.00E+00	0.00E+00
CHILD:	0.00E+00	0.00E+00	0.00E+00	0.00E+00	0.00E+00	0.00E+00	0.00E+00
INFANT:	0.00E+00	0.00E+00	0.00E+00	0.00E+00	0.00E+00	0.00E+00	0.00E+00

FOR PATHWAY: SALTWATER FISH - MATAGORDA BAY / GULF

	T. BODY	GI-TRACT	BONE	LIVER	KIDNEY	THYROID	LUNG
ADULT:	0.00E+00	0.00E+00	0.00E+00	0.00E+00	0.00E+00	0.00E+00	0.00E+00
TEEN:	0.00E+00	0.00E+00	0.00E+00	0.00E+00	0.00E+00	0.00E+00	0.00E+00
CHILD:	0.00E+00	0.00E+00	0.00E+00	0.00E+00	0.00E+00	0.00E+00	0.00E+00
INFANT:	0.00E+00	0.00E+00	0.00E+00	0.00E+00	0.00E+00	0.00E+00	0.00E+00

FOR PATHWAY: SALTWATER INVERTABRATES - COLORADO RIVER

	T. BODY	GI-TRACT	BONE	LIVER	KIDNEY	THYROID	LUNG
ADULT:	0.00E+00	0.00E+00	0.00E+00	0.00E+00	0.00E+00	0.00E+00	0.00E+00
TEEN:	0.00E+00	0.00E+00	0.00E+00	0.00E+00	0.00E+00	0.00E+00	0.00E+00
CHILD:	0.00E+00	0.00E+00	0.00E+00	0.00E+00	0.00E+00	0.00E+00	0.00E+00
INFANT:	0.00E+00	0.00E+00	0.00E+00	0.00E+00	0.00E+00	0.00E+00	0.00E+00

FOR PATHWAY: SALTWATER INVERTABRATES - MATAGORDA BAY / GULF

	T. BODY	GI-TRACT	BONE	LIVER	KIDNEY	THYROID	LUNG
ADULT:	0.00E+00	0.00E+00	0.00E+00	0.00E+00	0.00E+00	0.00E+00	0.00E+00
TEEN:	0.00E+00	0.00E+00	0.00E+00	0.00E+00	0.00E+00	0.00E+00	0.00E+00
CHILD:	0.00E+00	0.00E+00	0.00E+00	0.00E+00	0.00E+00	0.00E+00	0.00E+00
INFANT:	0.00E+00	0.00E+00	0.00E+00	0.00E+00	0.00E+00	0.00E+00	0.00E+00

FOR PATHWAY: SHORELINE EXPOSURE - LITTLE ROBBINS SLOUGH

	T. BODY	SKIN
ADULT:	0.00E+00	0.00E+00
TEEN:	0.00E+00	0.00E+00
CHILD:	0.00E+00	0.00E+00
INFANT:	0.00E+00	0.00E+00

FOR PATHWAY: SHORELINE EXPOSURE - COLORADO RIVER

	T. BODY	SKIN
ADULT:	0.00E+00	0.00E+00
TEEN:	0.00E+00	0.00E+00
CHILD:	0.00E+00	0.00E+00
INFANT:	0.00E+00	0.00E+00

FOR PATHWAY: SHORELINE EXPOSURE - MATAGORDA BAY / GULF

	T. BODY	SKIN
ADULT:	0.00E+00	0.00E+00
TEEN:	0.00E+00	0.00E+00
CHILD:	0.00E+00	0.00E+00
INFANT:	0.00E+00	0.00E+00

Table 4.7 Continued

INDIVIDUAL DOSE FACTORS FOR LIQUID EFFLUENTS -- FOR ISOTOPE : BR85

FOR PATHWAY: FRESHWATER FISH - LITTLE ROBBINS SLOUGH

	T. BODY	GI-TRACT	BONE	LIVER	KIDNEY	THYROID	LUNG
ADULT:	0.00E+00	0.00E+00	0.00E+00	0.00E+00	0.00E+00	0.00E+00	0.00E+00
TEEN:	0.00E+00	0.00E+00	0.00E+00	0.00E+00	0.00E+00	0.00E+00	0.00E+00
CHILD:	0.00E+00	0.00E+00	0.00E+00	0.00E+00	0.00E+00	0.00E+00	0.00E+00
INFANT:	0.00E+00	0.00E+00	0.00E+00	0.00E+00	0.00E+00	0.00E+00	0.00E+00

FOR PATHWAY: SALTWATER FISH - COLORADO RIVER

	T. BODY	GI-TRACT	BONE	LIVER	KIDNEY	THYROID	LUNG
ADULT:	0.00E+00	0.00E+00	0.00E+00	0.00E+00	0.00E+00	0.00E+00	0.00E+00
TEEN:	0.00E+00	0.00E+00	0.00E+00	0.00E+00	0.00E+00	0.00E+00	0.00E+00
CHILD:	0.00E+00	0.00E+00	0.00E+00	0.00E+00	0.00E+00	0.00E+00	0.00E+00
INFANT:	0.00E+00	0.00E+00	0.00E+00	0.00E+00	0.00E+00	0.00E+00	0.00E+00

FOR PATHWAY: SALTWATER FISH - MATAGORDA BAY / GULF

	T. BODY	GI-TRACT	BONE	LIVER	KIDNEY	THYROID	LUNG
ADULT:	0.00E+00	0.00E+00	0.00E+00	0.00E+00	0.00E+00	0.00E+00	0.00E+00
TEEN:	0.00E+00	0.00E+00	0.00E+00	0.00E+00	0.00E+00	0.00E+00	0.00E+00
CHILD:	0.00E+00	0.00E+00	0.00E+00	0.00E+00	0.00E+00	0.00E+00	0.00E+00
INFANT:	0.00E+00	0.00E+00	0.00E+00	0.00E+00	0.00E+00	0.00E+00	0.00E+00

FOR PATHWAY: SALTWATER INVERTEBRATES - COLORADO RIVER

	T. BODY	GI-TRACT	BONE	LIVER	KIDNEY	THYROID	LUNG
ADULT:	0.00E+00	0.00E+00	0.00E+00	0.00E+00	0.00E+00	0.00E+00	0.00E+00
TEEN:	0.00E+00	0.00E+00	0.00E+00	0.00E+00	0.00E+00	0.00E+00	0.00E+00
CHILD:	0.00E+00	0.00E+00	0.00E+00	0.00E+00	0.00E+00	0.00E+00	0.00E+00
INFANT:	0.00E+00	0.00E+00	0.00E+00	0.00E+00	0.00E+00	0.00E+00	0.00E+00

FOR PATHWAY: SALTWATER INVERTEBRATES - MATAGORDA BAY / GULF

	T. BODY	GI-TRACT	BONE	LIVER	KIDNEY	THYROID	LUNG
ADULT:	0.00E+00	0.00E+00	0.00E+00	0.00E+00	0.00E+00	0.00E+00	0.00E+00
TEEN:	0.00E+00	0.00E+00	0.00E+00	0.00E+00	0.00E+00	0.00E+00	0.00E+00
CHILD:	0.00E+00	0.00E+00	0.00E+00	0.00E+00	0.00E+00	0.00E+00	0.00E+00
INFANT:	0.00E+00	0.00E+00	0.00E+00	0.00E+00	0.00E+00	0.00E+00	0.00E+00

FOR PATHWAY: SHORELINE EXPOSURE - LITTLE ROBBINS SLOUGH

	T. BODY	SKIN
ADULT:	0.00E+00	0.00E+00
TEEN:	0.00E+00	0.00E+00
CHILD:	0.00E+00	0.00E+00
INFANT:	0.00E+00	0.00E+00

FOR PATHWAY: SHORELINE EXPOSURE - COLORADO RIVER

	T. BODY	SKIN
ADULT:	0.00E+00	0.00E+00
TEEN:	0.00E+00	0.00E+00
CHILD:	0.00E+00	0.00E+00
INFANT:	0.00E+00	0.00E+00

FOR PATHWAY: SHORELINE EXPOSURE - MATAGORDA BAY / GULF

	T. BODY	SKIN
ADULT:	0.00E+00	0.00E+00
TEEN:	0.00E+00	0.00E+00
CHILD:	0.00E+00	0.00E+00
INFANT:	0.00E+00	0.00E+00

Table 4.7 Continued

INDIVIDUAL DOSE FACTORS FOR LIQUID EFFLUENTS -- FOR ISOTOPE : BR86

FOR PATHWAY: FRESHWATER FISH - LITTLE ROBBINS SLOUGH

	T.	BODY	GI-TRACT	BONE	LIVER	KIDNEY	THYROID	LUNG
ADULT:	1.86E-02	7.86E-03	0.00E+00	3.99E-02	0.00E+00	0.00E+00	0.00E+00	0.00E+00
TEEN:	2.02E-02	8.35E-03	0.00E+00	4.29E-02	0.00E+00	0.00E+00	0.00E+00	0.00E+00
CHILD:	2.56E-02	2.68E-03	0.00E+00	4.16E-02	0.00E+00	0.00E+00	0.00E+00	0.00E+00
INFANT:	0.00E+00	0.00E+00	0.00E+00	0.00E+00	0.00E+00	0.00E+00	0.00E+00	0.00E+00

FOR PATHWAY: SALTWATER FISH - COLORADO RIVER

	T.	BODY	GI-TRACT	BONE	LIVER	KIDNEY	THYROID	LUNG
ADULT:	1.26E-05	5.31E-06	0.00E+00	2.69E-05	0.00E+00	0.00E+00	0.00E+00	0.00E+00
TEEN:	1.34E-05	4.29E-06	0.00E+00	2.90E-05	0.00E+00	0.00E+00	0.00E+00	0.00E+00
CHILD:	1.73E-05	1.81E-06	0.00E+00	2.91E-05	0.00E+00	0.00E+00	0.00E+00	0.00E+00
INFANT:	0.00E+00	0.00E+00	0.00E+00	0.00E+00	0.00E+00	0.00E+00	0.00E+00	0.00E+00

FOR PATHWAY: SALTWATER FISH - MATAGORDA BAY / GULF

	T.	BODY	GI-TRACT	BONE	LIVER	KIDNEY	THYROID	LUNG
ADULT:	1.51E-06	6.39E-07	0.00E+00	3.24E-06	0.00E+00	0.00E+00	0.00E+00	0.00E+00
TEEN:	1.64E-06	5.16E-07	0.00E+00	3.49E-06	0.00E+00	0.00E+00	0.00E+00	0.00E+00
CHILD:	2.08E-06	2.17E-07	0.00E+00	3.38E-06	0.00E+00	0.00E+00	0.00E+00	0.00E+00
INFANT:	0.00E+00	0.00E+00	0.00E+00	0.00E+00	0.00E+00	0.00E+00	0.00E+00	0.00E+00

FOR PATHWAY: SALTWATER INVERTEBRATES - COLORADO RIVER

	T.	BODY	GI-TRACT	BONE	LIVER	KIDNEY	THYROID	LUNG
ADULT:	6.12E-06	2.59E-06	0.00E+00	1.31E-05	0.00E+00	0.00E+00	0.00E+00	0.00E+00
TEEN:	6.10E-06	1.92E-06	0.00E+00	1.30E-05	0.00E+00	0.00E+00	0.00E+00	0.00E+00
CHILD:	8.72E-06	9.13E-07	0.00E+00	1.42E-05	0.00E+00	0.00E+00	0.00E+00	0.00E+00
INFANT:	0.00E+00	0.00E+00	0.00E+00	0.00E+00	0.00E+00	0.00E+00	0.00E+00	0.00E+00

FOR PATHWAY: SALTWATER INVERTEBRATES - MATAGORDA BAY / GULF

	T.	BODY	GI-TRACT	BONE	LIVER	KIDNEY	THYROID	LUNG
ADULT:	7.36E-07	3.12E-07	0.00E+00	1.58E-06	0.00E+00	0.00E+00	0.00E+00	0.00E+00
TEEN:	7.34E-07	2.31E-07	0.00E+00	1.56E-06	0.00E+00	0.00E+00	0.00E+00	0.00E+00
CHILD:	1.05E-06	1.10E-07	0.00E+00	1.71E-06	0.00E+00	0.00E+00	0.00E+00	0.00E+00
INFANT:	0.00E+00	0.00E+00	0.00E+00	0.00E+00	0.00E+00	0.00E+00	0.00E+00	0.00E+00

FOR PATHWAY: SHORELINE EXPOSURE - LITTLE ROBBINS SLOUGH

	T.	BODY	SKIN
ADULT:	1.31E-07	1.50E-07	
TEEN:	7.33E-07	8.36E-07	
CHILD:	1.53E-07	1.75E-07	
INFANT:	0.00E+00	0.00E+00	

FOR PATHWAY: SHORELINE EXPOSURE - COLORADO RIVER

	T.	BODY	SKIN
ADULT:	2.14E-08	2.44E-08	
TEEN:	1.19E-07	1.36E-07	
CHILD:	2.50E-08	2.65E-08	
INFANT:	0.00E+00	0.00E+00	

FOR PATHWAY: SHORELINE EXPOSURE - MATAGORDA BAY / GULF

	T.	BODY	SKIN
ADULT:	6.40E-09	7.35E-09	
TEEN:	3.59E-08	4.10E-08	
CHILD:	7.50E-09	8.57E-09	
INFANT:	0.00E+00	0.00E+00	

Table 4.7 Continued

INDIVIDUAL DOSE FACTORS FOR LIQUID EFFLUENTS -- FOR ISOTOPE : R288

FOR PATHWAY: FRESHWATER FISH - LITTLE ROBBINS SLOUGH

	T. BODY	GI-TRACT	BONE	LIVER	KIDNEY	THYROID	LUNG
ADULT:	0.00E+00	0.00E+00	0.00E+00	0.00E+00	0.00E+00	0.00E+00	0.00E+00
TEEN:	0.00E+00	0.00E+00	0.00E+00	0.00E+00	0.00E+00	0.00E+00	0.00E+00
CHILD:	0.00E+00	0.00E+00	0.00E+00	0.00E+00	0.00E+00	0.00E+00	0.00E+00
INFANT:	0.00E+00	0.00E+00	0.00E+00	0.00E+00	0.00E+00	0.00E+00	0.00E+00

FOR PATHWAY: SALTWATER FISH - COLORADO RIVER

	T. BODY	GI-TRACT	BONE	LIVER	KIDNEY	THYROID	LUNG
ADULT:	0.00E+00	0.00E+00	0.00E+00	0.00E+00	0.00E+00	0.00E+00	0.00E+00
TEEN:	0.00E+00	0.00E+00	0.00E+00	0.00E+00	0.00E+00	0.00E+00	0.00E+00
CHILD:	0.00E+00	0.00E+00	0.00E+00	0.00E+00	0.00E+00	0.00E+00	0.00E+00
INFANT:	0.00E+00	0.00E+00	0.00E+00	0.00E+00	0.00E+00	0.00E+00	0.00E+00

FOR PATHWAY: SALTWATER FISH - MATAGORDA BAY / GULF

	T. BODY	GI-TRACT	BONE	LIVER	KIDNEY	THYROID	LUNG
ADULT:	0.00E+00	0.00E+00	0.00E+00	0.00E+00	0.00E+00	0.00E+00	0.00E+00
TEEN:	0.00E+00	0.00E+00	0.00E+00	0.00E+00	0.00E+00	0.00E+00	0.00E+00
CHILD:	0.00E+00	0.00E+00	0.00E+00	0.00E+00	0.00E+00	0.00E+00	0.00E+00
INFANT:	0.00E+00	0.00E+00	0.00E+00	0.00E+00	0.00E+00	0.00E+00	0.00E+00

FOR PATHWAY: SALTWATER INVERTEBRATES - COLORADO RIVER

	T. BODY	GI-TRACT	BONE	LIVER	KIDNEY	THYROID	LUNG
ADULT:	0.00E+00	0.00E+00	0.00E+00	0.00E+00	0.00E+00	0.00E+00	0.00E+00
TEEN:	0.00E+00	0.00E+00	0.00E+00	0.00E+00	0.00E+00	0.00E+00	0.00E+00
CHILD:	0.00E+00	0.00E+00	0.00E+00	0.00E+00	0.00E+00	0.00E+00	0.00E+00
INFANT:	0.00E+00	0.00E+00	0.00E+00	0.00E+00	0.00E+00	0.00E+00	0.00E+00

FOR PATHWAY: SALTWATER INVERTEBRATES - MATAGORDA BAY / GULF

	T. BODY	GI-TRACT	BONE	LIVER	KIDNEY	THYROID	LUNG
ADULT:	0.00E+00	0.00E+00	0.00E+00	0.00E+00	0.00E+00	0.00E+00	0.00E+00
TEEN:	0.00E+00	0.00E+00	0.00E+00	0.00E+00	0.00E+00	0.00E+00	0.00E+00
CHILD:	0.00E+00	0.00E+00	0.00E+00	0.00E+00	0.00E+00	0.00E+00	0.00E+00
INFANT:	0.00E+00	0.00E+00	0.00E+00	0.00E+00	0.00E+00	0.00E+00	0.00E+00

FOR PATHWAY: SHORELINE EXPOSURE - LITTLE ROBBINS SLOUGH

	T. BODY	SKIN
ADULT:	0.00E+00	0.00E+00
TEEN:	0.00E+00	0.00E+00
CHILD:	0.00E+00	0.00E+00
INFANT:	0.00E+00	0.00E+00

FOR PATHWAY: SHORELINE EXPOSURE - COLORADO RIVER

	T. BODY	SKIN
ADULT:	0.00E+00	0.00E+00
TEEN:	0.00E+00	0.00E+00
CHILD:	0.00E+00	0.00E+00
INFANT:	0.00E+00	0.00E+00

FOR PATHWAY: SHORELINE EXPOSURE - MATAGORDA BAY / GULF

	T. BODY	SKIN
ADULT:	0.00E+00	0.00E+00
TEEN:	0.00E+00	0.00E+00
CHILD:	0.00E+00	0.00E+00
INFANT:	0.00E+00	0.00E+00

Table 4.7 Continued

INDIVIDUAL DOSE FACTORS FOR LIQUID EFFLUENTS -- FOR ISOTOPE : R289

FOR PATHWAY: FRESHWATER FISH - LITTLE ROEBINS SLOUGH

	T. BODY	GI-TRACT	BONE	LIVER	KIDNEY	THYROID	LUNG
ADULT:	0.00E+00	0.00E+00	0.00E+00	0.00E+00	0.00E+00	0.00E+00	0.00E+00
TEEN:	0.00E+00	0.00E+00	0.00E+00	0.00E+00	0.00E+00	0.00E+00	0.00E+00
CHILD:	0.00E+00	0.00E+00	0.00E+00	0.00E+00	0.00E+00	0.00E+00	0.00E+00
INFANT:	0.00E+00	0.00E+00	0.00E+00	0.00E+00	0.00E+00	0.00E+00	0.00E+00

FOR PATHWAY: SALTWATER FISH - COLORADO RIVER

	T. BODY	GI-TRACT	BONE	LIVER	KIDNEY	THYROID	LUNG
ADULT:	0.00E+00	0.00E+00	0.00E+00	0.00E+00	0.00E+00	0.00E+00	0.00E+00
TEEN:	0.00E+00	0.00E+00	0.00E+00	0.00E+00	0.00E+00	0.00E+00	0.00E+00
CHILD:	0.00E+00	0.00E+00	0.00E+00	0.00E+00	0.00E+00	0.00E+00	0.00E+00
INFANT:	0.00E+00	0.00E+00	0.00E+00	0.00E+00	0.00E+00	0.00E+00	0.00E+00

FOR PATHWAY: SALTWATER FISH - MATAGORDA BAY / GULF

	T. BODY	GI-TRACT	BONE	LIVER	KIDNEY	THYROID	LUNG
ADULT:	0.00E+00	0.00E+00	0.00E+00	0.00E+00	0.00E+00	0.00E+00	0.00E+00
TEEN:	0.00E+00	0.00E+00	0.00E+00	0.00E+00	0.00E+00	0.00E+00	0.00E+00
CHILD:	0.00E+00	0.00E+00	0.00E+00	0.00E+00	0.00E+00	0.00E+00	0.00E+00
INFANT:	0.00E+00	0.00E+00	0.00E+00	0.00E+00	0.00E+00	0.00E+00	0.00E+00

FOR PATHWAY: SALTWATER INVERTEBRATES - COLORADO RIVER

	T. BODY	GI-TRACT	BONE	LIVER	KIDNEY	THYROID	LUNG
ADULT:	0.00E+00	0.00E+00	0.00E+00	0.00E+00	0.00E+00	0.00E+00	0.00E+00
TEEN:	0.00E+00	0.00E+00	0.00E+00	0.00E+00	0.00E+00	0.00E+00	0.00E+00
CHILD:	0.00E+00	0.00E+00	0.00E+00	0.00E+00	0.00E+00	0.00E+00	0.00E+00
INFANT:	0.00E+00	0.00E+00	0.00E+00	0.00E+00	0.00E+00	0.00E+00	0.00E+00

FOR PATHWAY: SALTWATER INVERTEBRATES - MATAGORDA BAY / GULF

	T. BODY	GI-TRACT	BONE	LIVER	KIDNEY	THYROID	LUNG
ADULT:	0.00E+00	0.00E+00	0.00E+00	0.00E+00	0.00E+00	0.00E+00	0.00E+00
TEEN:	0.00E+00	0.00E+00	0.00E+00	0.00E+00	0.00E+00	0.00E+00	0.00E+00
CHILD:	0.00E+00	0.00E+00	0.00E+00	0.00E+00	0.00E+00	0.00E+00	0.00E+00
INFANT:	0.00E+00	0.00E+00	0.00E+00	0.00E+00	0.00E+00	0.00E+00	0.00E+00

FOR PATHWAY: SHORELINE EXPOSURE - LITTLE ROEBINS SLOUGH

	T. BODY	SKIN
ADULT:	0.00E+00	0.00E+00
TEEN:	0.00E+00	0.00E+00
CHILD:	0.00E+00	0.00E+00
INFANT:	0.00E+00	0.00E+00

FOR PATHWAY: SHORELINE EXPOSURE - COLORADO RIVER

	T. BODY	SKIN
ADULT:	0.00E+00	0.00E+00
TEEN:	0.00E+00	0.00E+00
CHILD:	0.00E+00	0.00E+00
INFANT:	0.00E+00	0.00E+00

FOR PATHWAY: SHORELINE EXPOSURE - MATAGORDA BAY / GULF

	T. BODY	SKIN
ADULT:	0.00E+00	0.00E+00
TEEN:	0.00E+00	0.00E+00
CHILD:	0.00E+00	0.00E+00
INFANT:	0.00E+00	0.00E+00

Table 4.7 Continued

INDIVIDUAL DOSE FACTORS FOR LIQUID EFFLUENTS -- FOR ISOTOPE : SR89

FOR PATHWAY: FRESHWATER FISH - LITTLE ROBBINS SLOUGH

	T. BODY	GI-TRACT	BONE	LIVER	KIDNEY	THYROID	LUNG
ADULT:	9.54E-04	5.33E-03	3.32E-02	0.00E+00	0.00E+00	0.00E+00	0.00E+00
TEEN:	1.04E-03	4.31E-03	3.62E-02	0.00E+00	0.00E+00	0.00E+00	0.00E+00
CHILD:	1.34E-03	1.81E-03	4.68E-02	0.00E+00	0.00E+00	0.00E+00	0.00E+00
INFANT:	0.00E+00	0.00E+00	0.00E+00	0.00E+00	0.00E+00	0.00E+00	0.00E+00

FOR PATHWAY: SALTWATER FISH - COLORADO RIVER

	T. BODY	GI-TRACT	BONE	LIVER	KIDNEY	THYROID	LUNG
ADULT:	1.03E-05	5.78E-05	3.60E-04	0.00E+00	0.00E+00	0.00E+00	0.00E+00
TEEN:	1.12E-05	4.67E-05	3.92E-04	0.00E+00	0.00E+00	0.00E+00	0.00E+00
CHILD:	1.45E-05	1.96E-05	5.07E-04	0.00E+00	0.00E+00	0.00E+00	0.00E+00
INFANT:	0.00E+00	0.00E+00	0.00E+00	0.00E+00	0.00E+00	0.00E+00	0.00E+00

FOR PATHWAY: SALTWATER FISH - MATAGORDA BAY / GULF

	T. BODY	GI-TRACT	BONE	LIVER	KIDNEY	THYROID	LUNG
ADULT:	1.24E-06	6.94E-06	4.33E-05	0.00E+00	0.00E+00	0.00E+00	0.00E+00
TEEN:	1.35E-06	5.61E-06	4.71E-05	0.00E+00	0.00E+00	0.00E+00	0.00E+00
CHILD:	1.74E-06	2.36E-06	6.09E-05	0.00E+00	0.00E+00	0.00E+00	0.00E+00
INFANT:	0.00E+00	0.00E+00	0.00E+00	0.00E+00	0.00E+00	0.00E+00	0.00E+00

FOR PATHWAY: SALTWATER INVERTEBRATES - COLORADO RIVER

	T. BODY	GI-TRACT	BONE	LIVER	KIDNEY	THYROID	LUNG
ADULT:	2.46E-05	1.38E-04	8.57E-04	0.00E+00	0.00E+00	0.00E+00	0.00E+00
TEEN:	2.46E-05	1.02E-04	8.57E-04	0.00E+00	0.00E+00	0.00E+00	0.00E+00
CHILD:	3.57E-05	4.84E-05	1.25E-03	0.00E+00	0.00E+00	0.00E+00	0.00E+00
INFANT:	0.00E+00	0.00E+00	0.00E+00	0.00E+00	0.00E+00	0.00E+00	0.00E+00

FOR PATHWAY: SALTWATER INVERTEBRATES - MATAGORDA BAY / GULF

	T. BODY	GI-TRACT	BONE	LIVER	KIDNEY	THYROID	LUNG
ADULT:	2.96E-06	1.65E-05	1.03E-04	0.00E+00	0.00E+00	0.00E+00	0.00E+00
TEEN:	2.95E-06	1.23E-05	1.03E-04	0.00E+00	0.00E+00	0.00E+00	0.00E+00
CHILD:	4.29E-06	5.81E-06	1.50E-04	0.00E+00	0.00E+00	0.00E+00	0.00E+00
INFANT:	0.00E+00	0.00E+00	0.00E+00	0.00E+00	0.00E+00	0.00E+00	0.00E+00

FOR PATHWAY: SHORELINE EXPOSURE - LITTLE ROBBINS SLOUGH

	T. BODY	SKIN
ADULT:	1.18E-09	1.37E-09
TEEN:	6.58E-09	7.64E-09
CHILD:	1.38E-09	1.60E-09
INFANT:	0.00E+00	0.00E+00

FOR PATHWAY: SHORELINE EXPOSURE - COLORADO RIVER

	T. BODY	SKIN
ADULT:	1.92E-10	2.22E-10
TEEN:	1.07E-09	1.24E-09
CHILD:	2.23E-10	2.59E-10
INFANT:	0.00E+00	0.00E+00

FOR PATHWAY: SHORELINE EXPOSURE - MATAGORDA BAY / GULF

	T. BODY	SKIN
ADULT:	5.75E-11	6.68E-11
TEEN:	3.21E-10	3.73E-10
CHILD:	6.71E-11	7.79E-11
INFANT:	0.00E+00	0.00E+00

Table 4.7 Continued

INDIVIDUAL DOSE FACTORS FOR LIQUID EFFLUENTS -- FOR ISOTOPE : SR90

FOR PATHWAY: FRESHWATER FISH - LITTLE ROBBINS SLOUGH

	T.	BODY	GI-TRACT	BONE	LIVER	KIDNEY	THYROID	LUNG
ADULT:	8.31E+00	9.79E-01	3.39E+01	0.00E+00	0.00E+00	0.00E+00	0.00E+00	0.00E+00
TEEN:	6.98E+00	7.93E-01	2.83E+01	0.00E+00	0.00E+00	0.00E+00	0.00E+00	0.00E+00
CHILD:	6.33E+00	3.36E-01	2.50E+01	0.00E+00	0.00E+00	0.00E+00	0.00E+00	0.00E+00
INFANT:	0.00E+00	0.00E+00	0.00E+00	0.00E+00	0.00E+00	0.00E+00	0.00E+00	0.00E+00

FOR PATHWAY: SALTWATER FISH - COLORADO RIVER

	T.	BODY	GI-TRACT	BONE	LIVER	KIDNEY	THYROID	LUNG
ADULT:	9.06E-02	1.07E-02	3.69E-01	0.00E+00	0.00E+00	0.00E+00	0.00E+00	0.00E+00
TEEN:	7.61E-02	8.65E-03	3.08E-01	0.00E+00	0.00E+00	0.00E+00	0.00E+00	0.00E+00
CHILD:	6.90E-02	3.67E-03	2.72E-01	0.00E+00	0.00E+00	0.00E+00	0.00E+00	0.00E+00
INFANT:	0.00E+00	0.00E+00	0.00E+00	0.00E+00	0.00E+00	0.00E+00	0.00E+00	0.00E+00

FOR PATHWAY: SALTWATER FISH - MATAGORDA BAY / GULF

	T.	BODY	GI-TRACT	BONE	LIVER	KIDNEY	THYROID	LUNG
ADULT:	1.09E-02	1.28E-03	4.44E-02	0.00E+00	0.00E+00	0.00E+00	0.00E+00	0.00E+00
TEEN:	9.15E-03	1.04E-03	3.70E-02	0.00E+00	0.00E+00	0.00E+00	0.00E+00	0.00E+00
CHILD:	8.29E-03	4.41E-04	3.27E-02	0.00E+00	0.00E+00	0.00E+00	0.00E+00	0.00E+00
INFANT:	0.00E+00	0.00E+00	0.00E+00	0.00E+00	0.00E+00	0.00E+00	0.00E+00	0.00E+00

FOR PATHWAY: SALTWATER INVERTEBRATES - COLORADO RIVER

	T.	BODY	GI-TRACT	BONE	LIVER	KIDNEY	THYROID	LUNG
ADULT:	2.16E-01	2.54E-02	8.79E-01	0.00E+00	0.00E+00	0.00E+00	0.00E+00	0.00E+00
TEEN:	1.66E-01	1.89E-02	6.74E-01	0.00E+00	0.00E+00	0.00E+00	0.00E+00	0.00E+00
CHILD:	1.70E-01	9.03E-03	6.70E-01	0.00E+00	0.00E+00	0.00E+00	0.00E+00	0.00E+00
INFANT:	0.00E+00	0.00E+00	0.00E+00	0.00E+00	0.00E+00	0.00E+00	0.00E+00	0.00E+00

FOR PATHWAY: SALTWATER INVERTEBRATES - MATAGORDA BAY / GULF

	T.	BODY	GI-TRACT	BONE	LIVER	KIDNEY	THYROID	LUNG
ADULT:	2.59E-02	3.05E-03	1.06E-01	0.00E+00	0.00E+00	0.00E+00	0.00E+00	0.00E+00
TEEN:	2.00E-02	2.27E-03	8.10E-02	0.00E+00	0.00E+00	0.00E+00	0.00E+00	0.00E+00
CHILD:	2.04E-02	1.09E-03	8.06E-02	0.00E+00	0.00E+00	0.00E+00	0.00E+00	0.00E+00
INFANT:	0.00E+00	0.00E+00	0.00E+00	0.00E+00	0.00E+00	0.00E+00	0.00E+00	0.00E+00

FOR PATHWAY: SHORELINE EXPOSURE - LITTLE ROBBINS SLOUGH

	T.	BODY	SKIN
ADULT:	0.00E+00	0.00E+00	0.00E+00
TEEN:	0.00E+00	0.00E+00	0.00E+00
CHILD:	0.00E+00	0.00E+00	0.00E+00
INFANT:	0.00E+00	0.00E+00	0.00E+00

FOR PATHWAY: SHORELINE EXPOSURE - COLORADO RIVER

	T.	BODY	SKIN
ADULT:	0.00E+00	0.00E+00	0.00E+00
TEEN:	0.00E+00	0.00E+00	0.00E+00
CHILD:	0.00E+00	0.00E+00	0.00E+00
INFANT:	0.00E+00	0.00E+00	0.00E+00

FOR PATHWAY: SHORELINE EXPOSURE - MATAGORDA BAY / GULF

	T.	BODY	SKIN
ADULT:	0.00E+00	0.00E+00	0.00E+00
TEEN:	0.00E+00	0.00E+00	0.00E+00
CHILD:	0.00E+00	0.00E+00	0.00E+00
INFANT:	0.00E+00	0.00E+00	0.00E+00

Table 4.7 Continued

INDIVIDUAL DOSE FACTORS FOR LIQUID EFFLUENTS -- FOR ISOTOPE : SR91

FOR PATHWAY: FRESHWATER FISH - LITTLE ROBBINS SLOUGH

	T. BODY	GI-TRACT	BONE	LIVER	KIDNEY	THYROID	LUNG
ADULT:	1.55E-18	1.83E-16	3.84E-17	0.00E+00	0.00E+00	0.00E+00	0.00E+00
TEEN:	1.66E-18	1.89E-16	4.14E-17	0.00E+00	0.00E+00	0.00E+00	0.00E+00
CHILD:	2.01E-18	1.18E-16	5.34E-17	0.00E+00	0.00E+00	0.00E+00	0.00E+00
INFANT:	0.00E+00	0.00E+00	0.00E+00	0.00E+00	0.00E+00	0.00E+00	0.00E+00

FOR PATHWAY: SALTWATER FISH - COLORADO RIVER

	T. BODY	GI-TRACT	BONE	LIVER	KIDNEY	THYROID	LUNG
ADULT:	1.68E-20	1.98E-18	4.17E-19	0.00E+00	0.00E+00	0.00E+00	0.00E+00
TEEN:	1.80E-20	2.05E-18	4.52E-19	0.00E+00	0.00E+00	0.00E+00	0.00E+00
CHILD:	2.19E-20	1.28E-18	5.79E-19	0.00E+00	0.00E+00	0.00E+00	0.00E+00
INFANT:	0.00E+00	0.00E+00	0.00E+00	0.00E+00	0.00E+00	0.00E+00	0.00E+00

FOR PATHWAY: SALTWATER FISH - MATAGORDA BAY / GULF

	T. BODY	GI-TRACT	BONE	LIVER	KIDNEY	THYROID	LUNG
ADULT:	2.02E-21	2.39E-19	5.01E-20	0.00E+00	0.00E+00	0.00E+00	0.00E+00
TEEN:	2.16E-21	2.46E-19	5.43E-20	0.00E+00	0.00E+00	0.00E+00	0.00E+00
CHILD:	2.63E-21	1.54E-19	6.97E-20	0.00E+00	0.00E+00	0.00E+00	0.00E+00
INFANT:	0.00E+00	0.00E+00	0.00E+00	0.00E+00	0.00E+00	0.00E+00	0.00E+00

FOR PATHWAY: SALTWATER INVERTEBRATES - COLORADO RIVER

	T. BODY	GI-TRACT	BONE	LIVER	KIDNEY	THYROID	LUNG
ADULT:	4.01E-20	4.72E-18	9.92E-19	0.00E+00	0.00E+00	0.00E+00	0.00E+00
TEEN:	3.93E-20	4.48E-18	9.88E-19	0.00E+00	0.00E+00	0.00E+00	0.00E+00
CHILD:	5.39E-20	3.15E-18	1.43E-18	0.00E+00	0.00E+00	0.00E+00	0.00E+00
INFANT:	0.00E+00	0.00E+00	0.00E+00	0.00E+00	0.00E+00	0.00E+00	0.00E+00

FOR PATHWAY: SALTWATER INVERTEBRATES - MATAGORDA BAY / GULF

	T. BODY	GI-TRACT	BONE	LIVER	KIDNEY	THYROID	LUNG
ADULT:	4.82E-21	5.68E-19	1.19E-19	0.00E+00	0.00E+00	0.00E+00	0.00E+00
TEEN:	4.73E-21	5.39E-19	1.19E-19	0.00E+00	0.00E+00	0.00E+00	0.00E+00
CHILD:	6.48E-21	3.79E-19	1.72E-19	0.00E+00	0.00E+00	0.00E+00	0.00E+00
INFANT:	0.00E+00	0.00E+00	0.00E+00	0.00E+00	0.00E+00	0.00E+00	0.00E+00

FOR PATHWAY: SHORELINE EXPOSURE - LITTLE ROBBINS SLOUGH

	T. BODY	SKIN
ADULT:	4.12E-20	4.81E-20
TEEN:	2.30E-19	2.69E-19
CHILD:	4.81E-20	5.62E-20
INFANT:	0.00E+00	0.00E+00

FOR PATHWAY: SHORELINE EXPOSURE - COLORADO RIVER

	T. BODY	SKIN
ADULT:	6.71E-21	7.84E-21
TEEN:	3.74E-20	4.38E-20
CHILD:	7.82E-21	9.15E-21
INFANT:	0.00E+00	0.00E+00

FOR PATHWAY: SHORELINE EXPOSURE - MATAGORDA BAY / GULF

	T. BODY	SKIN
ADULT:	2.02E-21	2.36E-21
TEEN:	1.13E-20	1.32E-20
CHILD:	2.35E-21	2.75E-21
INFANT:	0.00E+00	0.00E+00

Table 4.7 Continued

INDIVIDUAL DOSE FACTORS FOR LIQUID EFFLUENTS -- FOR ISOTOPE : SR92

FOR PATHWAY: FRESHWATER FISH - LITTLE ROBBINS SLOUGH

	T.	BODY	GI-TRACT	BONE	LIVER	KIDNEY	THYROID	LUNG
ADULT:	2.95E-48	1.35E-45	6.83E-47	0.00E+00	0.00E+00	0.00E+00	0.00E+00	0.00E+00
TEEN:	3.14E-48	1.88E-45	7.38E-47	0.00E+00	0.00E+00	0.00E+00	0.00E+00	0.00E+00
CHILD:	3.78E-48	1.78E-45	9.42E-47	0.00E+00	0.00E+00	0.00E+00	0.00E+00	0.00E+00
INFANT:	0.00E+00	0.00E+00	0.00E+00	0.00E+00	0.00E+00	0.00E+00	0.00E+00	0.00E+00

FOR PATHWAY: SALTWATER FISH - COLORADO RIVER

	T.	BODY	GI-TRACT	BONE	LIVER	KIDNEY	THYROID	LUNG
ADULT:	3.20E-50	1.47E-47	7.40E-49	0.00E+00	0.00E+00	0.00E+00	0.00E+00	0.00E+00
TEEN:	3.41E-50	2.04E-47	8.00E-49	0.00E+00	0.00E+00	0.00E+00	0.00E+00	0.00E+00
CHILD:	4.09E-50	1.93E-47	1.02E-48	0.00E+00	0.00E+00	0.00E+00	0.00E+00	0.00E+00
INFANT:	0.00E+00	0.00E+00	0.00E+00	0.00E+00	0.00E+00	0.00E+00	0.00E+00	0.00E+00

FOR PATHWAY: SALTWATER FISH - MATAGORDA BAY / GULF

	T.	BODY	GI-TRACT	BONE	LIVER	KIDNEY	THYROID	LUNG
ADULT:	3.85E-51	1.76E-48	8.90E-50	0.00E+00	0.00E+00	0.00E+00	0.00E+00	0.00E+00
TEEN:	4.10E-51	2.45E-48	9.62E-50	0.00E+00	0.00E+00	0.00E+00	0.00E+00	0.00E+00
CHILD:	4.93E-51	2.33E-48	1.23E-49	0.00E+00	0.00E+00	0.00E+00	0.00E+00	0.00E+00
INFANT:	0.00E+00	0.00E+00	0.00E+00	0.00E+00	0.00E+00	0.00E+00	0.00E+00	0.00E+00

FOR PATHWAY: SALTWATER INVERTEBRATES - COLORADO RIVER

	T.	BODY	GI-TRACT	BONE	LIVER	KIDNEY	THYROID	LUNG
ADULT:	7.62E-50	3.49E-47	1.76E-48	0.00E+00	0.00E+00	0.00E+00	0.00E+00	0.00E+00
TEEN:	7.46E-50	4.46E-47	1.75E-48	0.00E+00	0.00E+00	0.00E+00	0.00E+00	0.00E+00
CHILD:	1.01E-49	4.77E-47	2.52E-48	0.00E+00	0.00E+00	0.00E+00	0.00E+00	0.00E+00
INFANT:	0.00E+00	0.00E+00	0.00E+00	0.00E+00	0.00E+00	0.00E+00	0.00E+00	0.00E+00

FOR PATHWAY: SALTWATER INVERTEBRATES - MATAGORDA BAY / GULF

	T.	BODY	GI-TRACT	BONE	LIVER	KIDNEY	THYROID	LUNG
ADULT:	9.17E-51	4.20E-48	2.12E-49	0.00E+00	0.00E+00	0.00E+00	0.00E+00	0.00E+00
TEEN:	8.97E-51	5.36E-48	2.11E-49	0.00E+00	0.00E+00	0.00E+00	0.00E+00	0.00E+00
CHILD:	1.21E-50	5.73E-48	3.03E-49	0.00E+00	0.00E+00	0.00E+00	0.00E+00	0.00E+00
INFANT:	0.00E+00	0.00E+00	0.00E+00	0.00E+00	0.00E+00	0.00E+00	0.00E+00	0.00E+00

FOR PATHWAY: SHORELINE EXPOSURE - LITTLE ROBBINS SLOUGH

	T.	BODY	SKIN
ADULT:	5.69E-48	6.32E-48	
TEEN:	3.18E-47	3.53E-47	
CHILD:	6.64E-48	7.37E-48	
INFANT:	0.00E+00	0.00E+00	

FOR PATHWAY: SHORELINE EXPOSURE - COLORADO RIVER

	T.	BODY	SKIN
ADULT:	9.25E-49	1.03E-48	
TEEN:	5.17E-48	5.74E-48	
CHILD:	1.08E-48	1.20E-48	
INFANT:	0.00E+00	0.00E+00	

FOR PATHWAY: SHORELINE EXPOSURE - MATAGORDA BAY / GULF

	T.	BODY	SKIN
ADULT:	2.78E-49	3.09E-49	
TEEN:	1.55E-48	1.73E-48	
CHILD:	3.25E-49	3.61E-49	
INFANT:	0.00E+00	0.00E+00	

Table 4.7 Continued

INDIVIDUAL DOSE FACTORS FOR LIQUID EFFLUENTS -- FOR ISOTOPE : Y90

FOR PATHWAY: FRESHWATER FISH - LITTLE ROBBINS SLOUGH

	T.	BODY	GI-TRACT	BONE	LIVER	KIDNEY	THYROID	LUNG
ADULT:	3.15E-11	1.24E-05	1.17E-09	0.00E+00	0.00E+00	0.00E+00	0.00E+00	0.00E+00
TEEN:	3.43E-11	1.05E-05	1.27E-09	0.00E+00	0.00E+00	0.00E+00	0.00E+00	0.00E+00
CHILD:	4.41E-11	4.69E-06	1.65E-09	0.00E+00	0.00E+00	0.00E+00	0.00E+00	0.00E+00
INFANT:	0.00E+00	0.00E+00	0.00E+00	0.00E+00	0.00E+00	0.00E+00	0.00E+00	0.00E+00

FOR PATHWAY: SALTWATER FISH - COLORADO RIVER

	T.	BODY	GI-TRACT	BONE	LIVER	KIDNEY	THYROID	LUNG
ADULT:	5.13E-12	2.03E-06	1.91E-10	0.00E+00	0.00E+00	0.00E+00	0.00E+00	0.00E+00
TEEN:	5.59E-12	1.71E-06	2.08E-10	0.00E+00	0.00E+00	0.00E+00	0.00E+00	0.00E+00
CHILD:	7.19E-12	7.65E-07	2.69E-10	0.00E+00	0.00E+00	0.00E+00	0.00E+00	0.00E+00
INFANT:	0.00E+00	0.00E+00	0.00E+00	0.00E+00	0.00E+00	0.00E+00	0.00E+00	0.00E+00

FOR PATHWAY: SALTWATER FISH - MATAGORDA BAY / GULF

	T.	BODY	GI-TRACT	BONE	LIVER	KIDNEY	THYROID	LUNG
ADULT:	6.17E-13	2.44E-07	2.30E-11	0.00E+00	0.00E+00	0.00E+00	0.00E+00	0.00E+00
TEEN:	6.72E-13	2.04E-07	2.49E-11	0.00E+00	0.00E+00	0.00E+00	0.00E+00	0.00E+00
CHILD:	8.64E-13	9.19E-08	3.23E-11	0.00E+00	0.00E+00	0.00E+00	0.00E+00	0.00E+00
INFANT:	0.00E+00	0.00E+00	0.00E+00	0.00E+00	0.00E+00	0.00E+00	0.00E+00	0.00E+00

FOR PATHWAY: SALTWATER INVERTEBRATES - COLORADO RIVER

	T.	BODY	GI-TRACT	BONE	LIVER	KIDNEY	THYROID	LUNG
ADULT:	4.89E-11	1.93E-05	1.82E-09	0.00E+00	0.00E+00	0.00E+00	0.00E+00	0.00E+00
TEEN:	4.89E-11	1.50E-05	1.82E-09	0.00E+00	0.00E+00	0.00E+00	0.00E+00	0.00E+00
CHILD:	7.09E-11	7.54E-06	2.65E-09	0.00E+00	0.00E+00	0.00E+00	0.00E+00	0.00E+00
INFANT:	0.00E+00	0.00E+00	0.00E+00	0.00E+00	0.00E+00	0.00E+00	0.00E+00	0.00E+00

FOR PATHWAY: SALTWATER INVERTEBRATES - MATAGORDA BAY / GULF

	T.	BODY	GI-TRACT	BONE	LIVER	KIDNEY	THYROID	LUNG
ADULT:	5.87E-12	2.32E-06	2.19E-10	0.00E+00	0.00E+00	0.00E+00	0.00E+00	0.00E+00
TEEN:	5.88E-12	1.80E-06	2.18E-10	0.00E+00	0.00E+00	0.00E+00	0.00E+00	0.00E+00
CHILD:	8.51E-12	9.05E-07	3.18E-10	0.00E+00	0.00E+00	0.00E+00	0.00E+00	0.00E+00
INFANT:	0.00E+00	0.00E+00	0.00E+00	0.00E+00	0.00E+00	0.00E+00	0.00E+00	0.00E+00

FOR PATHWAY: SHORELINE EXPOSURE - LITTLE ROBBINS SLOUGH

	T.	BODY	SKIN
ADULT:	4.25E-13	5.02E-12	
TEEN:	2.37E-12	2.80E-12	
CHILD:	4.95E-13	5.86E-13	
INFANT:	0.00E+00	0.00E+00	

FOR PATHWAY: SHORELINE EXPOSURE - COLORADO RIVER

	T.	BODY	SKIN
ADULT:	6.93E-14	8.19E-14	
TEEN:	3.87E-13	4.57E-13	
CHILD:	8.08E-14	9.55E-14	
INFANT:	0.00E+00	0.00E+00	

FOR PATHWAY: SHORELINE EXPOSURE - MATAGORDA BAY / GULF

	T.	BODY	SKIN
ADULT:	2.08E-14	2.46E-14	
TEEN:	1.16E-13	1.37E-13	
CHILD:	2.43E-14	2.87E-14	
INFANT:	0.00E+00	0.00E+00	

Table 4.7 Continued

INDIVIDUAL DOSE FACTORS FOR LIQUID EFFLUENTS -- FOR ISOTOPE : Y91M

FOR PATHWAY: FRESHWATER FISH - LITTLE ROBBINS SLOUGH

	T. BODY	GI-TRACT	BONE	LIVER	KIDNEY	THYROID	LUNG
ADULT:	0.00E+00	0.00E+00	0.00E+00	0.00E+00	0.00E+00	0.00E+00	0.00E+00
TEEN:	0.00E+00	0.00E+00	0.00E+00	0.00E+00	0.00E+00	0.00E+00	0.00E+00
CHILD:	0.00E+00	0.00E+00	0.00E+00	0.00E+00	0.00E+00	0.00E+00	0.00E+00
INFANT:	0.00E+00	0.00E+00	0.00E+00	0.00E+00	0.00E+00	0.00E+00	0.00E+00

FOR PATHWAY: SALTWATER FISH - COLORADO RIVER

	T. BODY	GI-TRACT	BONE	LIVER	KIDNEY	THYROID	LUNG
ADULT:	0.00E+00	0.00E+00	0.00E+00	0.00E+00	0.00E+00	0.00E+00	0.00E+00
TEEN:	0.00E+00	0.00E+00	0.00E+00	0.00E+00	0.00E+00	0.00E+00	0.00E+00
CHILD:	0.00E+00	0.00E+00	0.00E+00	0.00E+00	0.00E+00	0.00E+00	0.00E+00
INFANT:	0.00E+00	0.00E+00	0.00E+00	0.00E+00	0.00E+00	0.00E+00	0.00E+00

FOR PATHWAY: SALTWATER FISH - MATAGORDA BAY / GULF

	T. BODY	GI-TRACT	BONE	LIVER	KIDNEY	THYROID	LUNG
ADULT:	0.00E+00	0.00E+00	0.00E+00	0.00E+00	0.00E+00	0.00E+00	0.00E+00
TEEN:	0.00E+00	0.00E+00	0.00E+00	0.00E+00	0.00E+00	0.00E+00	0.00E+00
CHILD:	0.00E+00	0.00E+00	0.00E+00	0.00E+00	0.00E+00	0.00E+00	0.00E+00
INFANT:	0.00E+00	0.00E+00	0.00E+00	0.00E+00	0.00E+00	0.00E+00	0.00E+00

FOR PATHWAY: SALTWATER INVERTEBRATES - COLORADO RIVER

	T. BODY	GI-TRACT	BONE	LIVER	KIDNEY	THYROID	LUNG
ADULT:	0.00E+00	0.00E+00	0.00E+00	0.00E+00	0.00E+00	0.00E+00	0.00E+00
TEEN:	0.00E+00	0.00E+00	0.00E+00	0.00E+00	0.00E+00	0.00E+00	0.00E+00
CHILD:	0.00E+00	0.00E+00	0.00E+00	0.00E+00	0.00E+00	0.00E+00	0.00E+00
INFANT:	0.00E+00	0.00E+00	0.00E+00	0.00E+00	0.00E+00	0.00E+00	0.00E+00

FOR PATHWAY: SALTWATER INVERTEBRATES - MATAGORDA BAY / GULF

	T. BODY	GI-TRACT	BONE	LIVER	KIDNEY	THYROID	LUNG
ADULT:	0.00E+00	0.00E+00	0.00E+00	0.00E+00	0.00E+00	0.00E+00	0.00E+00
TEEN:	0.00E+00	0.00E+00	0.00E+00	0.00E+00	0.00E+00	0.00E+00	0.00E+00
CHILD:	0.00E+00	0.00E+00	0.00E+00	0.00E+00	0.00E+00	0.00E+00	0.00E+00
INFANT:	0.00E+00	0.00E+00	0.00E+00	0.00E+00	0.00E+00	0.00E+00	0.00E+00

FOR PATHWAY: SHORELINE EXPOSURE - LITTLE ROBBINS SLOUGH

	T. BODY	SKIN
ADULT:	0.00E+00	0.00E+00
TEEN:	0.00E+00	0.00E+00
CHILD:	0.00E+00	0.00E+00
INFANT:	0.00E+00	0.00E+00

FOR PATHWAY: SHORELINE EXPOSURE - COLORADO RIVER

	T. BODY	SKIN
ADULT:	0.00E+00	0.00E+00
TEEN:	0.00E+00	0.00E+00
CHILD:	0.00E+00	0.00E+00
INFANT:	0.00E+00	0.00E+00

FOR PATHWAY: SHORELINE EXPOSURE - MATAGORDA BAY / GULF

	T. BODY	SKIN
ADULT:	0.00E+00	0.00E+00
TEEN:	0.00E+00	0.00E+00
CHILD:	0.00E+00	0.00E+00
INFANT:	0.00E+00	0.00E+00

Table 4.7 Continued

INDIVIDUAL DOSE FACTORS FOR LIQUID EFFLUENTS -- FOR ISOTOPE : Y91

FOR PATHWAY: FRESHWATER FISH - LITTLE ROBBINS SLOUGH

	T. BODY	GI-TRACT	BONE	LIVER	KIDNEY	THYROID	LUNG
ADULT:	4.02E-07	8.28E-03	1.50E-05	0.00E+00	0.00E+00	0.00E+00	0.00E+00
TEEN:	4.38E-07	6.70E-03	1.63E-05	0.00E+00	0.00E+00	0.00E+00	0.00E+00
CHILD:	5.64E-07	2.81E-03	2.11E-05	0.00E+00	0.00E+00	0.00E+00	0.00E+00
INFANT:	0.00E+00	0.00E+00	0.00E+00	0.00E+00	0.00E+00	0.00E+00	0.00E+00

FOR PATHWAY: SALTWATER FISH - COLORADO RIVER

	T. BODY	GI-TRACT	BONE	LIVER	KIDNEY	THYROID	LUNG
ADULT:	6.56E-08	1.35E-03	2.45E-06	0.00E+00	0.00E+00	0.00E+00	0.00E+00
TEEN:	7.15E-08	1.09E-03	2.66E-06	0.00E+00	0.00E+00	0.00E+00	0.00E+00
CHILD:	9.20E-08	4.58E-04	3.44E-06	0.00E+00	0.00E+00	0.00E+00	0.00E+00
INFANT:	0.00E+00	0.00E+00	0.00E+00	0.00E+00	0.00E+00	0.00E+00	0.00E+00

FOR PATHWAY: SALTWATER FISH - MATAGORDA BAY / GULF

	T. BODY	GI-TRACT	BONE	LIVER	KIDNEY	THYROID	LUNG
ADULT:	7.89E-09	1.62E-04	2.95E-07	0.00E+00	0.00E+00	0.00E+00	0.00E+00
TEEN:	8.59E-09	1.31E-04	3.20E-07	0.00E+00	0.00E+00	0.00E+00	0.00E+00
CHILD:	1.11E-08	5.51E-05	4.14E-07	0.00E+00	0.00E+00	0.00E+00	0.00E+00
INFANT:	0.00E+00	0.00E+00	0.00E+00	0.00E+00	0.00E+00	0.00E+00	0.00E+00

FOR PATHWAY: SALTWATER INVERTEBRATES - COLORADO RIVER

	T. BODY	GI-TRACT	BONE	LIVER	KIDNEY	THYROID	LUNG
ADULT:	6.21E-07	1.28E-02	2.32E-05	0.00E+00	0.00E+00	0.00E+00	0.00E+00
TEEN:	6.22E-07	9.51E-03	2.32E-05	0.00E+00	0.00E+00	0.00E+00	0.00E+00
CHILD:	9.02E-07	4.49E-03	3.37E-05	0.00E+00	0.00E+00	0.00E+00	0.00E+00
INFANT:	0.00E+00	0.00E+00	0.00E+00	0.00E+00	0.00E+00	0.00E+00	0.00E+00

FOR PATHWAY: SALTWATER INVERTEBRATES - MATAGORDA BAY / GULF

	T. BODY	GI-TRACT	BONE	LIVER	KIDNEY	THYROID	LUNG
ADULT:	7.51E-08	1.55E-03	2.81E-06	0.00E+00	0.00E+00	0.00E+00	0.00E+00
TEEN:	7.52E-08	1.15E-03	2.80E-06	0.00E+00	0.00E+00	0.00E+00	0.00E+00
CHILD:	1.09E-07	5.43E-04	4.08E-06	0.00E+00	0.00E+00	0.00E+00	0.00E+00
INFANT:	0.00E+00	0.00E+00	0.00E+00	0.00E+00	0.00E+00	0.00E+00	0.00E+00

FOR PATHWAY: SHORELINE EXPOSURE - LITTLE ROBBINS SLOUGH

	T. BODY	SKIN
ADULT:	6.93E-08	7.79E-08
TEEN:	3.87E-07	4.35E-07
CHILD:	8.08E-08	9.09E-08
INFANT:	0.00E+00	0.00E+00

FOR PATHWAY: SHORELINE EXPOSURE - COLORADO RIVER

	T. BODY	SKIN
ADULT:	1.13E-08	1.27E-08
TEEN:	6.31E-08	7.10E-08
CHILD:	1.32E-08	1.48E-08
INFANT:	0.00E+00	0.00E+00

FOR PATHWAY: SHORELINE EXPOSURE - MATAGORDA BAY / GULF

	T. BODY	SKIN
ADULT:	3.40E-09	3.82E-09
TEEN:	1.90E-08	2.13E-08
CHILD:	3.26E-09	4.46E-09
INFANT:	0.00E+00	0.00E+00

Table 4.7 Continued

INDIVIDUAL DOSE FACTORS FOR LIQUID EFFLUENTS -- FOR ISOTOPE : Y92

FOR PATHWAY: FRESHWATER FISH - LITTLE ROBBINS SLOUGH

	T. BODY	GI-TRACT	BONE	LIVER	KIDNEY	THYROID	LUNG
ADULT:	1.65E-42	9.87E-37	5.63E-41	0.00E+00	0.00E+00	0.00E+00	0.00E+00
TEEN:	1.78E-42	1.69E-36	6.15E-41	0.00E+00	0.00E+00	0.00E+00	0.00E+00
CHILD:	2.26E-42	2.28E-36	7.89E-41	0.00E+00	0.00E+00	0.00E+00	0.00E+00
INFANT:	0.00E+00	0.00E+00	0.00E+00	0.00E+00	0.00E+00	0.00E+00	0.00E+00

FOR PATHWAY: SALTWATER FISH - COLORADO RIVER

	T. BODY	GI-TRACT	BONE	LIVER	KIDNEY	THYROID	LUNG
ADULT:	2.69E-43	1.61E-37	9.21E-42	0.00E+00	0.00E+00	0.00E+00	0.00E+00
TEEN:	2.91E-43	2.76E-37	1.00E-41	0.00E+00	0.00E+00	0.00E+00	0.00E+00
CHILD:	3.69E-43	3.72E-37	1.29E-41	0.00E+00	0.00E+00	0.00E+00	0.00E+00
INFANT:	0.00E+00	0.00E+00	0.00E+00	0.00E+00	0.00E+00	0.00E+00	0.00E+00

FOR PATHWAY: SALTWATER FISH - MATAGORDA BAY / GULF

	T. BODY	GI-TRACT	BONE	LIVER	KIDNEY	THYROID	LUNG
ADULT:	3.23E-44	1.93E-38	1.10E-42	0.00E+00	0.00E+00	0.00E+00	0.00E+00
TEEN:	3.48E-44	3.30E-38	1.20E-42	0.00E+00	0.00E+00	0.00E+00	0.00E+00
CHILD:	4.42E-44	4.46E-38	1.54E-42	0.00E+00	0.00E+00	0.00E+00	0.00E+00
INFANT:	0.00E+00	0.00E+00	0.00E+00	0.00E+00	0.00E+00	0.00E+00	0.00E+00

FOR PATHWAY: SALTWATER INVERTEBRATES - COLORADO RIVER

	T. BODY	GI-TRACT	BONE	LIVER	KIDNEY	THYROID	LUNG
ADULT:	2.56E-42	1.54E-36	8.77E-41	0.00E+00	0.00E+00	0.00E+00	0.00E+00
TEEN:	2.54E-42	2.41E-36	8.79E-41	0.00E+00	0.00E+00	0.00E+00	0.00E+00
CHILD:	3.63E-42	3.67E-36	1.27E-40	0.00E+00	0.00E+00	0.00E+00	0.00E+00
INFANT:	0.00E+00	0.00E+00	0.00E+00	0.00E+00	0.00E+00	0.00E+00	0.00E+00

FOR PATHWAY: SALTWATER INVERTEBRATES - MATAGORDA BAY / GULF

	T. BODY	GI-TRACT	BONE	LIVER	KIDNEY	THYROID	LUNG
ADULT:	3.07E-43	1.84E-37	1.05E-41	0.00E+00	0.00E+00	0.00E+00	0.00E+00
TEEN:	3.05E-43	2.89E-37	1.05E-41	0.00E+00	0.00E+00	0.00E+00	0.00E+00
CHILD:	4.36E-43	4.40E-37	1.52E-41	0.00E+00	0.00E+00	0.00E+00	0.00E+00
INFANT:	0.00E+00	0.00E+00	0.00E+00	0.00E+00	0.00E+00	0.00E+00	0.00E+00

FOR PATHWAY: SHORELINE EXPOSURE - LITTLE ROBBINS SLOUGH

	T. BODY	SKIN
ADULT:	7.98E-40	9.47E-40
TEEN:	4.45E-39	5.29E-39
CHILD:	9.31E-40	1.11E-39
INFANT:	0.00E+00	0.00E+00

FOR PATHWAY: SHORELINE EXPOSURE - COLORADO RIVER

	T. BODY	SKIN
ADULT:	1.30E-40	1.55E-40
TEEN:	7.28E-40	8.65E-40
CHILD:	1.52E-40	1.81E-40
INFANT:	0.00E+00	0.00E+00

FOR PATHWAY: SHORELINE EXPOSURE - MATAGORDA BAY / GULF

	T. BODY	SKIN
ADULT:	3.91E-41	4.64E-41
TEEN:	2.18E-40	2.59E-40
CHILD:	4.56E-41	5.41E-41
INFANT:	0.00E+00	0.00E+00

Table 4.7 Continued

INDIVIDUAL DOSE FACTORS FOR LIQUID EFFLUENTS -- FOR ISOTOPE : Y93

FOR PATHWAY: FRESHWATER FISH - LITTLE ROSSINS SLOUGH

	T.	BODY	GI-TRACT	BONE	LIVER	KIDNEY	THYROID	LUNG
ADULT:	2.15E-21	2.47E-15	7.79E-20	0.00E+00	0.00E+00	0.00E+00	0.00E+00	0.00E+00
TEEN:	2.33E-21	2.59E-15	8.48E-20	0.00E+00	0.00E+00	0.00E+00	0.00E+00	0.00E+00
CHILD:	2.99E-21	1.62E-15	1.09E-19	0.00E+00	0.00E+00	0.00E+00	0.00E+00	0.00E+00
INFANT:	0.00E+00	0.00E+00	0.00E+00	0.00E+00	0.00E+00	0.00E+00	0.00E+00	0.00E+00

FOR PATHWAY: SALTWATER FISH - COLORADO RIVER

	T.	BODY	GI-TRACT	BONE	LIVER	KIDNEY	THYROID	LUNG
ADULT:	3.51E-22	4.03E-16	1.27E-20	0.00E+00	0.00E+00	0.00E+00	0.00E+00	0.00E+00
TEEN:	3.80E-22	4.23E-16	1.39E-20	0.00E+00	0.00E+00	0.00E+00	0.00E+00	0.00E+00
CHILD:	4.88E-22	2.65E-16	1.78E-20	0.00E+00	0.00E+00	0.00E+00	0.00E+00	0.00E+00
INFANT:	0.00E+00	0.00E+00	0.00E+00	0.00E+00	0.00E+00	0.00E+00	0.00E+00	0.00E+00

FOR PATHWAY: SALTWATER FISH - MATAGORDA BAY / GULF

	T.	BODY	GI-TRACT	BONE	LIVER	KIDNEY	THYROID	LUNG
ADULT:	4.22E-23	4.85E-17	1.53E-21	0.00E+00	0.00E+00	0.00E+00	0.00E+00	0.00E+00
TEEN:	4.56E-23	5.08E-17	1.66E-21	0.00E+00	0.00E+00	0.00E+00	0.00E+00	0.00E+00
CHILD:	5.87E-23	3.19E-17	2.14E-21	0.00E+00	0.00E+00	0.00E+00	0.00E+00	0.00E+00
INFANT:	0.00E+00	0.00E+00	0.00E+00	0.00E+00	0.00E+00	0.00E+00	0.00E+00	0.00E+00

FOR PATHWAY: SALTWATER INVERTEBRATES - COLORADO RIVER

	T.	BODY	GI-TRACT	BONE	LIVER	KIDNEY	THYROID	LUNG
ADULT:	3.35E-21	3.84E-15	1.21E-19	0.00E+00	0.00E+00	0.00E+00	0.00E+00	0.00E+00
TEEN:	3.32E-21	3.70E-15	1.21E-19	0.00E+00	0.00E+00	0.00E+00	0.00E+00	0.00E+00
CHILD:	4.91E-21	2.61E-15	1.75E-19	0.00E+00	0.00E+00	0.00E+00	0.00E+00	0.00E+00
INFANT:	0.00E+00	0.00E+00	0.00E+00	0.00E+00	0.00E+00	0.00E+00	0.00E+00	0.00E+00

FOR PATHWAY: SALTWATER INVERTEBRATES - MATAGORDA BAY / GULF

	T.	BODY	GI-TRACT	BONE	LIVER	KIDNEY	THYROID	LUNG
ADULT:	4.02E-22	4.62E-16	1.46E-20	0.00E+00	0.00E+00	0.00E+00	0.00E+00	0.00E+00
TEEN:	3.99E-22	4.45E-16	1.46E-20	0.00E+00	0.00E+00	0.00E+00	0.00E+00	0.00E+00
CHILD:	5.78E-22	3.14E-16	2.11E-20	0.00E+00	0.00E+00	0.00E+00	0.00E+00	0.00E+00
INFANT:	0.00E+00	0.00E+00	0.00E+00	0.00E+00	0.00E+00	0.00E+00	0.00E+00	0.00E+00

FOR PATHWAY: SHORELINE EXPOSURE - LITTLE ROSSINS SLOUGH

	T.	BODY	SKIN
ADULT:	1.63E-20	2.24E-20	
TEEN:	9.12E-20	1.25E-19	
CHILD:	1.91E-20	2.61E-20	
INFANT:	0.00E+00	0.00E+00	

FOR PATHWAY: SHORELINE EXPOSURE - COLORADO RIVER

	T.	BODY	SKIN
ADULT:	2.67E-21	3.65E-21	
TEEN:	1.49E-20	2.04E-20	
CHILD:	3.11E-21	4.26E-21	
INFANT:	0.00E+00	0.00E+00	

FOR PATHWAY: SHORELINE EXPOSURE - MATAGORDA BAY / GULF

	T.	BODY	SKIN
ADULT:	8.02E-22	1.10E-21	
TEEN:	4.48E-21	6.12E-21	
CHILD:	9.35E-22	1.29E-21	
INFANT:	0.00E+00	0.00E+00	

Table 4.7 Continued

INDIVIDUAL DOSE FACTORS FOR LIQUID EFFLUENTS -- FOR ISOTOPE : ZR95

FOR PATHWAY: FRESHWATER FISH - LITTLE ROBBINS SLOUGH

	T.	BODY	GI-TRACT	BONE	LIVER	KIDNEY	THYROID	LUNG
ADULT:	1.04E-07	4.85E-04	4.77E-07	1.53E-07	2.40E-07	0.00E+00	0.00E+00	0.00E+00
TEEN:	1.07E-07	3.59E-04	4.93E-07	1.56E-07	2.29E-07	0.00E+00	0.00E+00	0.00E+00
CHILD:	1.17E-07	1.37E-04	5.98E-07	1.32E-07	1.86E-07	0.00E+00	0.00E+00	0.00E+00
INFANT:	0.00E+00	0.00E+00	0.00E+00	0.00E+00	0.00E+00	0.00E+00	0.00E+00	0.00E+00

FOR PATHWAY: SALTWATER FISH - COLORADO RIVER

	T.	BODY	GI-TRACT	BONE	LIVER	KIDNEY	THYROID	LUNG
ADULT:	1.03E-06	4.80E-03	4.72E-06	1.51E-06	2.38E-06	0.00E+00	0.00E+00	0.00E+00
TEEN:	1.06E-06	3.55E-03	4.88E-06	1.54E-06	2.26E-06	0.00E+00	0.00E+00	0.00E+00
CHILD:	1.16E-06	1.36E-03	5.92E-06	1.30E-06	1.86E-06	0.00E+00	0.00E+00	0.00E+00
INFANT:	0.00E+00	0.00E+00	0.00E+00	0.00E+00	0.00E+00	0.00E+00	0.00E+00	0.00E+00

FOR PATHWAY: SALTWATER FISH - MATAGORDA BAY / GULF

	T.	BODY	GI-TRACT	BONE	LIVER	KIDNEY	THYROID	LUNG
ADULT:	1.23E-07	5.76E-04	5.67E-07	1.82E-07	2.85E-07	0.00E+00	0.00E+00	0.00E+00
TEEN:	1.27E-07	4.26E-04	5.86E-07	1.85E-07	2.71E-07	0.00E+00	0.00E+00	0.00E+00
CHILD:	1.39E-07	1.63E-04	7.11E-07	1.56E-07	2.24E-07	0.00E+00	0.00E+00	0.00E+00
INFANT:	0.00E+00	0.00E+00	0.00E+00	0.00E+00	0.00E+00	0.00E+00	0.00E+00	0.00E+00

FOR PATHWAY: SALTWATER INVERTABRATES - COLORADO RIVER

	T.	BODY	GI-TRACT	BONE	LIVER	KIDNEY	THYROID	LUNG
ADULT:	9.76E-08	4.57E-04	4.50E-07	1.44E-07	2.26E-07	0.00E+00	0.00E+00	0.00E+00
TEEN:	9.26E-08	3.11E-04	4.27E-07	1.35E-07	1.98E-07	0.00E+00	0.00E+00	0.00E+00
CHILD:	1.14E-07	1.34E-04	5.83E-07	1.26E-07	1.84E-07	0.00E+00	0.00E+00	0.00E+00
INFANT:	0.00E+00	0.00E+00	0.00E+00	0.00E+00	0.00E+00	0.00E+00	0.00E+00	0.00E+00

FOR PATHWAY: SALTWATER INVERTABRATES - MATAGORDA BAY / GULF

	T.	BODY	GI-TRACT	BONE	LIVER	KIDNEY	THYROID	LUNG
ADULT:	1.17E-08	5.49E-05	5.40E-08	1.73E-08	2.72E-08	0.00E+00	0.00E+00	0.00E+00
TEEN:	1.11E-08	3.73E-05	5.12E-08	1.62E-08	2.38E-08	0.00E+00	0.00E+00	0.00E+00
CHILD:	1.37E-08	1.61E-05	7.01E-08	1.54E-08	2.20E-08	0.00E+00	0.00E+00	0.00E+00
INFANT:	0.00E+00	0.00E+00	0.00E+00	0.00E+00	0.00E+00	0.00E+00	0.00E+00	0.00E+00

FOR PATHWAY: SHORELINE EXPOSURE - LITTLE ROBBINS SLOUGH

	T.	BODY	SKIN
ADULT:	1.77E-05	2.05E-05	
TEEN:	9.88E-05	1.15E-04	
CHILD:	2.06E-05	2.40E-05	
INFANT:	0.00E+00	0.00E+00	

FOR PATHWAY: SHORELINE EXPOSURE - COLORADO RIVER

	T.	BODY	SKIN
ADULT:	2.89E-06	3.35E-06	
TEEN:	1.61E-05	1.87E-05	
CHILD:	3.37E-06	3.91E-06	
INFANT:	0.00E+00	0.00E+00	

FOR PATHWAY: SHORELINE EXPOSURE - MATAGORDA BAY / GULF

	T.	BODY	SKIN
ADULT:	8.67E-07	1.01E-06	
TEEN:	4.84E-06	5.62E-06	
CHILD:	1.01E-06	1.17E-06	
INFANT:	0.00E+00	0.00E+00	

Table 4.7 Continued

INDIVIDUAL DOSE FACTORS FOR LIQUID EFFLUENTS -- FOR ISOTOPE : ZR97

FOR PATHWAY: FRESHWATER FISH - LITTLE ROBBINS SLOUGH

	T.	BODY	GI-TRACT	BONE	LIVER	KIDNEY	THYROID	LUNG
ADULT:	1.14E-17	7.72E-12	1.24E-16	2.49E-17	3.76E-17	0.00E+00	0.00E+00	0.00E+00
TEEN:	1.21E-17	7.11E-12	1.33E-16	2.63E-17	3.98E-17	0.00E+00	0.00E+00	0.00E+00
CHILD:	1.44E-17	3.70E-12	1.69E-16	2.44E-17	3.50E-17	0.00E+00	0.00E+00	0.00E+00
INFANT:	0.00E+00	0.00E+00	0.00E+00	0.00E+00	0.00E+00	0.00E+00	0.00E+00	0.00E+00

FOR PATHWAY: SALTWATER FISH - COLORADO RIVER

	T.	BODY	GI-TRACT	BONE	LIVER	KIDNEY	THYROID	LUNG
ADULT:	1.13E-16	7.63E-11	1.22E-15	2.46E-16	3.72E-16	0.00E+00	0.00E+00	0.00E+00
TEEN:	1.20E-16	7.03E-11	1.31E-15	2.60E-16	3.94E-16	0.00E+00	0.00E+00	0.00E+00
CHILD:	1.42E-16	3.65E-11	1.67E-15	2.41E-16	3.46E-16	0.00E+00	0.00E+00	0.00E+00
INFANT:	0.00E+00	0.00E+00	0.00E+00	0.00E+00	0.00E+00	0.00E+00	0.00E+00	0.00E+00

FOR PATHWAY: SALTWATER FISH - MATAGORDA BAY / GULF

	T.	BODY	GI-TRACT	BONE	LIVER	KIDNEY	THYROID	LUNG
ADULT:	1.35E-17	9.16E-12	1.47E-16	2.96E-17	4.47E-17	0.00E+00	0.00E+00	0.00E+00
TEEN:	1.44E-17	8.44E-12	1.58E-16	3.12E-17	4.73E-17	0.00E+00	0.00E+00	0.00E+00
CHILD:	1.71E-17	4.39E-12	2.00E-16	2.89E-17	4.16E-17	0.00E+00	0.00E+00	0.00E+00
INFANT:	0.00E+00	0.00E+00	0.00E+00	0.00E+00	0.00E+00	0.00E+00	0.00E+00	0.00E+00

FOR PATHWAY: SALTWATER INVERTEBRATES - COLORADO RIVER

	T.	BODY	GI-TRACT	BONE	LIVER	KIDNEY	THYROID	LUNG
ADULT:	1.07E-17	7.26E-12	1.16E-16	2.35E-17	3.54E-17	0.00E+00	0.00E+00	0.00E+00
TEEN:	1.05E-17	6.15E-12	1.15E-16	2.27E-17	3.44E-17	0.00E+00	0.00E+00	0.00E+00
CHILD:	1.40E-17	3.60E-12	1.64E-16	2.38E-17	3.41E-17	0.00E+00	0.00E+00	0.00E+00
INFANT:	0.00E+00	0.00E+00	0.00E+00	0.00E+00	0.00E+00	0.00E+00	0.00E+00	0.00E+00

FOR PATHWAY: SALTWATER INVERTEBRATES - MATAGORDA BAY / GULF

	T.	BODY	GI-TRACT	BONE	LIVER	KIDNEY	THYROID	LUNG
ADULT:	1.29E-18	8.72E-13	1.40E-17	2.82E-18	4.25E-18	0.00E+00	0.00E+00	0.00E+00
TEEN:	1.26E-18	7.39E-13	1.38E-17	2.73E-18	4.13E-18	0.00E+00	0.00E+00	0.00E+00
CHILD:	1.68E-18	4.32E-13	1.97E-17	2.85E-18	4.10E-18	0.00E+00	0.00E+00	0.00E+00
INFANT:	0.00E+00	0.00E+00	0.00E+00	0.00E+00	0.00E+00	0.00E+00	0.00E+00	0.00E+00

FOR PATHWAY: SHORELINE EXPOSURE - LITTLE ROBBINS SLOUGH

	T.	BODY	SKIN
ADULT:	2.64E-15	3.07E-15	
TEEN:	1.47E-14	1.71E-14	
CHILD:	3.08E-15	3.58E-15	
INFANT:	0.00E+00	0.00E+00	

FOR PATHWAY: SHORELINE EXPOSURE - COLORADO RIVER

	T.	BODY	SKIN
ADULT:	4.30E-16	5.00E-16	
TEEN:	2.40E-15	2.79E-15	
CHILD:	5.02E-16	5.84E-16	
INFANT:	0.00E+00	0.00E+00	

FOR PATHWAY: SHORELINE EXPOSURE - MATAGORDA BAY / GULF

	T.	BODY	SKIN
ADULT:	1.29E-16	1.50E-16	
TEEN:	7.21E-16	8.39E-16	
CHILD:	1.51E-16	1.73E-16	
INFANT:	0.00E+00	0.00E+00	

Table 4.7 Continued

INDIVIDUAL DOSE FACTORS FOR LIQUID EFFLUENTS -- FOR ISOTOPE : NBS5

FOR PATHWAY: FRESHWATER FISH - LITTLE ROBBINS SLOUGH

	T. BODY	GI-TRACT	BONE	LIVER	KIDNEY	THYROID	LUNG
ADULT:	1.28E-04	1.45E+00	4.30E-04	2.39E-04	2.36E-04	0.00E+00	0.00E+00
TEEN:	1.32E-04	1.03E+00	4.33E-04	2.40E-04	2.33E-04	0.00E+00	0.00E+00
CHILD:	1.42E-04	3.68E-01	5.11E-04	1.99E-04	1.87E-04	0.00E+00	0.00E+00
INFANT:	0.00E+00	0.00E+00	0.00E+00	0.00E+00	0.00E+00	0.00E+00	0.00E+00

FOR PATHWAY: SALTWATER FISH - COLORADO RIVER

	T. BODY	GI-TRACT	BONE	LIVER	KIDNEY	THYROID	LUNG
ADULT:	2.09E-05	2.37E-01	7.01E-05	3.90E-05	3.85E-05	0.00E+00	0.00E+00
TEEN:	2.15E-05	1.67E-01	7.05E-05	3.91E-05	3.79E-05	0.00E+00	0.00E+00
CHILD:	2.32E-05	6.00E-02	8.33E-05	3.24E-05	3.05E-05	0.00E+00	0.00E+00
INFANT:	0.00E+00	0.00E+00	0.00E+00	0.00E+00	0.00E+00	0.00E+00	0.00E+00

FOR PATHWAY: SALTWATER FISH - MATAGORDA BAY / GULF

	T. BODY	GI-TRACT	BONE	LIVER	KIDNEY	THYROID	LUNG
ADULT:	2.53E-06	2.85E-02	8.45E-06	4.70E-06	4.65E-06	0.00E+00	0.00E+00
TEEN:	2.60E-06	2.02E-02	8.51E-06	4.72E-06	4.57E-06	0.00E+00	0.00E+00
CHILD:	2.79E-06	7.23E-03	1.00E-05	3.91E-06	3.67E-06	0.00E+00	0.00E+00
INFANT:	0.00E+00	0.00E+00	0.00E+00	0.00E+00	0.00E+00	0.00E+00	0.00E+00

FOR PATHWAY: SALTWATER INVERTEBRATES - COLORADO RIVER

	T. BODY	GI-TRACT	BONE	LIVER	KIDNEY	THYROID	LUNG
ADULT:	1.66E-08	1.88E-04	5.56E-08	3.09E-08	3.06E-08	0.00E+00	0.00E+00
TEEN:	1.57E-08	1.22E-04	5.14E-08	2.85E-08	2.77E-08	0.00E+00	0.00E+00
CHILD:	1.90E-08	4.92E-05	6.84E-08	2.66E-08	2.50E-08	0.00E+00	0.00E+00
INFANT:	0.00E+00	0.00E+00	0.00E+00	0.00E+00	0.00E+00	0.00E+00	0.00E+00

FOR PATHWAY: SALTWATER INVERTEBRATES - MATAGORDA BAY / GULF

	T. BODY	GI-TRACT	BONE	LIVER	KIDNEY	THYROID	LUNG
ADULT:	2.01E-09	2.26E-05	6.71E-09	3.73E-09	3.69E-09	0.00E+00	0.00E+00
TEEN:	1.89E-09	1.47E-05	6.20E-09	3.44E-09	3.34E-09	0.00E+00	0.00E+00
CHILD:	2.29E-09	5.94E-06	8.25E-09	3.21E-09	3.02E-09	0.00E+00	0.00E+00
INFANT:	0.00E+00	0.00E+00	0.00E+00	0.00E+00	0.00E+00	0.00E+00	0.00E+00

FOR PATHWAY: SHORELINE EXPOSURE - LITTLE ROBBINS SLOUGH

	T. BODY	SKIN
ADULT:	4.81E-06	5.66E-06
TEEN:	2.69E-05	3.16E-05
CHILD:	5.61E-06	6.50E-06
INFANT:	0.00E+00	0.00E+00

FOR PATHWAY: SHORELINE EXPOSURE - COLORADO RIVER

	T. BODY	SKIN
ADULT:	7.85E-07	9.23E-07
TEEN:	4.38E-06	5.15E-06
CHILD:	9.15E-07	1.08E-06
INFANT:	0.00E+00	0.00E+00

FOR PATHWAY: SHORELINE EXPOSURE - MATAGORDA BAY / GULF

	T. BODY	SKIN
ADULT:	2.37E-07	2.78E-07
TEEN:	1.32E-06	1.55E-06
CHILD:	2.76E-07	3.25E-07
INFANT:	0.00E+00	0.00E+00

Table 4.7 Continued

INDIVIDUAL DOSE FACTORS FOR LIQUID EFFLUENTS -- FOR ISOTOPE : M99

FOR PATHWAY: FRESHWATER FISH - LITTLE ROBBINS SLOUGH

	T.	BODY	GI-TRACT	BONE	LIVER	KIDNEY	THYROID	LUNG
ADULT:	4.67E-09	5.69E-07	0.00E+00	2.45E-07	5.56E-07	0.00E+00	0.00E+00	0.00E+00
TEEN:	4.99E-08	4.69E-07	0.00E+00	2.62E-07	5.99E-07	0.00E+00	0.00E+00	0.00E+00
CHILD:	6.16E-08	2.06E-07	0.00E+00	2.49E-07	5.31E-07	0.00E+00	0.00E+00	0.00E+00
INFANT:	0.00E+00	0.00E+00	0.00E+00	0.00E+00	0.00E+00	0.00E+00	0.00E+00	0.00E+00

FOR PATHWAY: SALTWATER FISH - COLORADO RIVER

	T.	BODY	GI-TRACT	BONE	LIVER	KIDNEY	THYROID	LUNG
ADULT:	7.61E-09	9.27E-08	0.00E+00	4.00E-08	9.06E-08	0.00E+00	0.00E+00	0.00E+00
TEEN:	8.13E-09	7.64E-08	0.00E+00	4.26E-08	9.76E-08	0.00E+00	0.00E+00	0.00E+00
CHILD:	1.00E-08	3.35E-08	0.00E+00	4.06E-08	8.66E-08	0.00E+00	0.00E+00	0.00E+00
INFANT:	0.00E+00	0.00E+00	0.00E+00	0.00E+00	0.00E+00	0.00E+00	0.00E+00	0.00E+00

FOR PATHWAY: SALTWATER FISH - MATAGORDA BAY / GULF

	T.	BODY	GI-TRACT	BONE	LIVER	KIDNEY	THYROID	LUNG
ADULT:	9.16E-10	1.12E-08	0.00E+00	4.81E-09	1.09E-08	0.00E+00	0.00E+00	0.00E+00
TEEN:	9.76E-10	9.19E-09	0.00E+00	5.13E-09	1.17E-08	0.00E+00	0.00E+00	0.00E+00
CHILD:	1.21E-09	4.04E-09	0.00E+00	4.88E-09	1.04E-08	0.00E+00	0.00E+00	0.00E+00
INFANT:	0.00E+00	0.00E+00	0.00E+00	0.00E+00	0.00E+00	0.00E+00	0.00E+00	0.00E+00

FOR PATHWAY: SALTWATER INVERTEBRATES - COLORADO RIVER

	T.	BODY	GI-TRACT	BONE	LIVER	KIDNEY	THYROID	LUNG
ADULT:	1.81E-09	2.21E-08	0.00E+00	9.52E-09	2.16E-08	0.00E+00	0.00E+00	0.00E+00
TEEN:	1.78E-09	1.67E-08	0.00E+00	9.33E-09	2.13E-08	0.00E+00	0.00E+00	0.00E+00
CHILD:	2.47E-09	8.26E-09	0.00E+00	9.99E-09	2.13E-08	0.00E+00	0.00E+00	0.00E+00
INFANT:	0.00E+00	0.00E+00	0.00E+00	0.00E+00	0.00E+00	0.00E+00	0.00E+00	0.00E+00

FOR PATHWAY: SALTWATER INVERTEBRATES - MATAGORDA BAY / GULF

	T.	BODY	GI-TRACT	BONE	LIVER	KIDNEY	THYROID	LUNG
ADULT:	2.16E-10	2.66E-09	0.00E+00	1.15E-09	2.59E-09	0.00E+00	0.00E+00	0.00E+00
TEEN:	2.14E-10	2.01E-09	0.00E+00	1.12E-09	2.57E-09	0.00E+00	0.00E+00	0.00E+00
CHILD:	2.97E-10	9.94E-10	0.00E+00	1.20E-09	2.57E-09	0.00E+00	0.00E+00	0.00E+00
INFANT:	0.00E+00	0.00E+00	0.00E+00	0.00E+00	0.00E+00	0.00E+00	0.00E+00	0.00E+00

FOR PATHWAY: SHORELINE EXPOSURE - LITTLE ROBBINS SLOUGH

	T.	BODY	SKIN
ADULT:	4.38E-10	5.08E-10	
TEEN:	2.45E-09	2.82E-09	
CHILD:	5.12E-10	5.92E-10	
INFANT:	0.00E+00	0.00E+00	

FOR PATHWAY: SHORELINE EXPOSURE - COLORADO RIVER

	T.	BODY	SKIN
ADULT:	7.14E-11	8.27E-11	
TEEN:	3.99E-10	4.62E-10	
CHILD:	8.34E-11	9.65E-11	
INFANT:	0.00E+00	0.00E+00	

FOR PATHWAY: SHORELINE EXPOSURE - MATAGORDA BAY / GULF

	T.	BODY	SKIN
ADULT:	2.15E-11	2.49E-11	
TEEN:	1.20E-10	1.39E-10	
CHILD:	2.51E-11	2.95E-11	
INFANT:	0.00E+00	0.00E+00	

Table 4.7 Continued

INDIVIDUAL DOSE FACTORS FOR LIQUID EFFLUENTS -- FOR ISOTOPE : TC99M

FOR PATHWAY: FRESHWATER FISH - LITTLE ROBBINS SLOUGH

	T.	BODY	GI-TRACT	BONE	LIVER	KIDNEY	THYROID	LUNG
ADULT:	3.02E-27	1.40E-25	8.38E-29	2.37E-28	3.80E-27	0.00E+00	1.16E-28	
TEEN:	3.10E-27	1.57E-25	8.59E-29	2.39E-28	3.57E-27	0.00E+00	1.33E-28	
CHILD:	3.35E-27	1.15E-25	1.03E-28	2.02E-28	2.93E-27	0.00E+00	1.02E-28	
INFANT:	0.00E+00	0.00E+00	0.00E+00	0.00E+00	0.00E+00	0.00E+00	0.00E+00	

FOR PATHWAY: SALTWATER FISH - COLORADO RIVER

	T.	BODY	GI-TRACT	BONE	LIVER	KIDNEY	THYROID	LUNG
ADULT:	3.28E-28	1.52E-26	9.12E-30	2.58E-29	3.91E-28	0.00E+00	1.26E-29	
TEEN:	3.38E-28	1.71E-26	9.34E-30	2.60E-29	3.88E-28	0.00E+00	1.45E-29	
CHILD:	3.64E-28	1.25E-26	1.12E-29	2.20E-29	3.19E-28	0.00E+00	1.11E-29	
INFANT:	0.00E+00	0.00E+00	0.00E+00	0.00E+00	0.00E+00	0.00E+00	0.00E+00	

FOR PATHWAY: SALTWATER FISH - MATAGORDA BAY / GULF

	T.	BODY	GI-TRACT	BONE	LIVER	KIDNEY	THYROID	LUNG
ADULT:	3.95E-29	1.84E-27	1.10E-30	3.10E-30	4.71E-29	0.00E+00	1.52E-30	
TEEN:	4.06E-29	2.06E-27	1.12E-30	3.14E-30	4.67E-29	0.00E+00	1.74E-30	
CHILD:	4.38E-29	1.50E-27	1.35E-30	2.64E-30	3.84E-29	0.00E+00	1.34E-30	
INFANT:	0.00E+00	0.00E+00	0.00E+00	0.00E+00	0.00E+00	0.00E+00	0.00E+00	

FOR PATHWAY: SALTWATER INVERTABRATES - COLORADO RIVER

	T.	BODY	GI-TRACT	BONE	LIVER	KIDNEY	THYROID	LUNG
ADULT:	3.91E-28	1.82E-26	1.09E-29	3.07E-29	4.66E-28	0.00E+00	1.50E-29	
TEEN:	3.69E-28	1.97E-26	1.02E-29	2.95E-29	4.25E-28	0.00E+00	1.58E-29	
CHILD:	4.48E-28	1.54E-26	1.38E-29	2.70E-29	3.93E-28	0.00E+00	1.37E-29	
INFANT:	0.00E+00	0.00E+00	0.00E+00	0.00E+00	0.00E+00	0.00E+00	0.00E+00	

FOR PATHWAY: SALTWATER INVERTABRATES - MATAGORDA BAY / GULF

	T.	BODY	GI-TRACT	BONE	LIVER	KIDNEY	THYROID	LUNG
ADULT:	4.70E-29	2.19E-27	1.31E-30	3.69E-30	5.61E-29	0.00E+00	1.81E-30	
TEEN:	4.45E-29	2.25E-27	1.23E-30	3.43E-30	5.11E-29	0.00E+00	1.90E-30	
CHILD:	5.40E-29	1.85E-27	1.66E-30	3.26E-30	4.73E-29	0.00E+00	1.65E-30	
INFANT:	0.00E+00	0.00E+00	0.00E+00	0.00E+00	0.00E+00	0.00E+00	0.00E+00	

FOR PATHWAY: SHORELINE EXPOSURE - LITTLE ROBBINS SLOUGH

	T.	BODY	SKIN
ADULT:	9.37E-28	1.13E-27	
TEEN:	5.51E-27	6.31E-27	
CHILD:	1.15E-27	1.32E-27	
INFANT:	0.00E+00	0.00E+00	

FOR PATHWAY: SHORELINE EXPOSURE - COLORADO RIVER

	T.	BODY	SKIN
ADULT:	1.61E-28	1.84E-28	
TEEN:	8.99E-28	1.03E-27	
CHILD:	1.98E-28	2.15E-28	
INFANT:	0.00E+00	0.00E+00	

FOR PATHWAY: SHORELINE EXPOSURE - MATAGORDA BAY / GULF

	T.	BODY	SKIN
ADULT:	4.85E-29	5.55E-29	
TEEN:	2.71E-28	3.10E-28	
CHILD:	5.65E-29	6.40E-29	
INFANT:	0.00E+00	0.00E+00	

Table 4.7 Continued

INDIVIDUAL DOSE FACTORS FOR LIQUID EFFLUENTS -- FOR ISOTOPE : TC101

FOR PATHWAY: FRESHWATER FISH - LITTLE ROBBINS SLOUGH

	T. BODY	GI-TRACT	BONE	LIVER	KIDNEY	THYROID	LUNG
ADULT:	0.00E+00	0.00E+00	0.00E+00	0.00E+00	0.00E+00	0.00E+00	0.00E+00
TEEN:	0.00E+00	0.00E+00	0.00E+00	0.00E+00	0.00E+00	0.00E+00	0.00E+00
CHILD:	0.00E+00	0.00E+00	0.00E+00	0.00E+00	0.00E+00	0.00E+00	0.00E+00
INFANT:	0.00E+00	0.00E+00	0.00E+00	0.00E+00	0.00E+00	0.00E+00	0.00E+00

FOR PATHWAY: SALTWATER FISH - COLORADO RIVER

	T. BODY	GI-TRACT	BONE	LIVER	KIDNEY	THYROID	LUNG
ADULT:	0.00E+00	0.00E+00	0.00E+00	0.00E+00	0.00E+00	0.00E+00	0.00E+00
TEEN:	0.00E+00	0.00E+00	0.00E+00	0.00E+00	0.00E+00	0.00E+00	0.00E+00
CHILD:	0.00E+00	0.00E+00	0.00E+00	0.00E+00	0.00E+00	0.00E+00	0.00E+00
INFANT:	0.00E+00	0.00E+00	0.00E+00	0.00E+00	0.00E+00	0.00E+00	0.00E+00

FOR PATHWAY: SALTWATER FISH - MATAGORDA BAY / GULF

	T. BODY	GI-TRACT	BONE	LIVER	KIDNEY	THYROID	LUNG
ADULT:	0.00E+00	0.00E+00	0.00E+00	0.00E+00	0.00E+00	0.00E+00	0.00E+00
TEEN:	0.00E+00	0.00E+00	0.00E+00	0.00E+00	0.00E+00	0.00E+00	0.00E+00
CHILD:	0.00E+00	0.00E+00	0.00E+00	0.00E+00	0.00E+00	0.00E+00	0.00E+00
INFANT:	0.00E+00	0.00E+00	0.00E+00	0.00E+00	0.00E+00	0.00E+00	0.00E+00

FOR PATHWAY: SALTWATER INVERTEBRATES - COLORADO RIVER

	T. BODY	GI-TRACT	BONE	LIVER	KIDNEY	THYROID	LUNG
ADULT:	0.00E+00	0.00E+00	0.00E+00	0.00E+00	0.00E+00	0.00E+00	0.00E+00
TEEN:	0.00E+00	0.00E+00	0.00E+00	0.00E+00	0.00E+00	0.00E+00	0.00E+00
CHILD:	0.00E+00	0.00E+00	0.00E+00	0.00E+00	0.00E+00	0.00E+00	0.00E+00
INFANT:	0.00E+00	0.00E+00	0.00E+00	0.00E+00	0.00E+00	0.00E+00	0.00E+00

FOR PATHWAY: SALTWATER INVERTEBRATES - MATAGORDA BAY / GULF

	T. BODY	GI-TRACT	BONE	LIVER	KIDNEY	THYROID	LUNG
ADULT:	0.00E+00	0.00E+00	0.00E+00	0.00E+00	0.00E+00	0.00E+00	0.00E+00
TEEN:	0.00E+00	0.00E+00	0.00E+00	0.00E+00	0.00E+00	0.00E+00	0.00E+00
CHILD:	0.00E+00	0.00E+00	0.00E+00	0.00E+00	0.00E+00	0.00E+00	0.00E+00
INFANT:	0.00E+00	0.00E+00	0.00E+00	0.00E+00	0.00E+00	0.00E+00	0.00E+00

FOR PATHWAY: SHORELINE EXPOSURE - LITTLE ROBBINS SLOUGH

	T. BODY	SKIN
ADULT:	0.00E+00	0.00E+00
TEEN:	0.00E+00	0.00E+00
CHILD:	0.00E+00	0.00E+00
INFANT:	0.00E+00	0.00E+00

FOR PATHWAY: SHORELINE EXPOSURE - COLORADO RIVER

	T. BODY	SKIN
ADULT:	0.00E+00	0.00E+00
TEEN:	0.00E+00	0.00E+00
CHILD:	0.00E+00	0.00E+00
INFANT:	0.00E+00	0.00E+00

FOR PATHWAY: SHORELINE EXPOSURE - MATAGORDA BAY / GULF

	T. BODY	SKIN
ADULT:	0.00E+00	0.00E+00
TEEN:	0.00E+00	0.00E+00
CHILD:	0.00E+00	0.00E+00
INFANT:	0.00E+00	0.00E+00

Table 4.7 Continued

INDIVIDUAL DOSE FACTORS FOR LIQUID EFFLUENTS -- FOR ISOTOPE : RU103

FOR PATHWAY: FRESHWATER FISH - LITTLE ROBBINS SLOUGH

	T. BODY	GI-TRACT	BONE	LIVER	KIDNEY	THYROID	LUNG
ADULT:	2.12E-06	5.73E-04	4.91E-06	0.00E+00	1.87E-05	0.00E+00	0.00E+00
TEEN:	2.20E-06	4.31E-04	5.14E-06	0.00E+00	1.82E-05	0.00E+00	0.00E+00
CHILD:	2.45E-06	1.65E-04	6.37E-06	0.00E+00	1.60E-05	0.00E+00	0.00E+00
INFANT:	0.00E+00	0.00E+00	0.00E+00	0.00E+00	0.00E+00	0.00E+00	0.00E+00

FOR PATHWAY: SALTWATER FISH - COLORADO RIVER

	T. BODY	GI-TRACT	BONE	LIVER	KIDNEY	THYROID	LUNG
ADULT:	1.04E-07	2.82E-05	2.41E-07	0.00E+00	9.21E-07	0.00E+00	0.00E+00
TEEN:	1.08E-07	2.12E-05	2.53E-07	0.00E+00	8.94E-07	0.00E+00	0.00E+00
CHILD:	1.20E-07	8.10E-06	3.13E-07	0.00E+00	7.89E-07	0.00E+00	0.00E+00
INFANT:	0.00E+00	0.00E+00	0.00E+00	0.00E+00	0.00E+00	0.00E+00	0.00E+00

FOR PATHWAY: SALTWATER FISH - MATAGORDA BAY / GULF

	T. BODY	GI-TRACT	BONE	LIVER	KIDNEY	THYROID	LUNG
ADULT:	1.25E-08	3.38E-06	2.90E-08	0.00E+00	1.11E-07	0.00E+00	0.00E+00
TEEN:	1.30E-08	2.54E-06	3.04E-08	0.00E+00	1.07E-07	0.00E+00	0.00E+00
CHILD:	1.45E-08	9.72E-07	3.74E-08	0.00E+00	9.46E-08	0.00E+00	0.00E+00
INFANT:	0.00E+00	0.00E+00	0.00E+00	0.00E+00	0.00E+00	0.00E+00	0.00E+00

FOR PATHWAY: SALTWATER INVERTEBRATES - COLORADO RIVER

	T. BODY	GI-TRACT	BONE	LIVER	KIDNEY	THYROID	LUNG
ADULT:	8.25E-06	2.24E-03	1.92E-05	0.00E+00	7.31E-05	0.00E+00	0.00E+00
TEEN:	7.90E-06	1.54E-03	1.85E-05	0.00E+00	6.52E-05	0.00E+00	0.00E+00
CHILD:	9.89E-06	6.65E-04	2.57E-05	0.00E+00	8.48E-05	0.00E+00	0.00E+00
INFANT:	0.00E+00	0.00E+00	0.00E+00	0.00E+00	0.00E+00	0.00E+00	0.00E+00

FOR PATHWAY: SALTWATER INVERTEBRATES - MATAGORDA BAY / GULF

	T. BODY	GI-TRACT	BONE	LIVER	KIDNEY	THYROID	LUNG
ADULT:	9.90E-07	2.68E-04	2.30E-06	0.00E+00	9.77E-06	0.00E+00	0.00E+00
TEEN:	9.48E-07	1.85E-04	2.22E-06	0.00E+00	7.82E-06	0.00E+00	0.00E+00
CHILD:	1.19E-06	7.98E-05	3.09E-06	0.00E+00	7.77E-06	0.00E+00	0.00E+00
INFANT:	0.00E+00	0.00E+00	0.00E+00	0.00E+00	0.00E+00	0.00E+00	0.00E+00

FOR PATHWAY: SHORELINE EXPOSURE - LITTLE ROBBINS SLOUGH

	T. BODY	SKIN
ADULT:	4.37E-06	5.10E-06
TEEN:	2.44E-05	2.83E-05
CHILD:	5.10E-06	5.95E-06
INFANT:	0.00E+00	0.00E+00

FOR PATHWAY: SHORELINE EXPOSURE - COLORADO RIVER

	T. BODY	SKIN
ADULT:	7.17E-07	8.36E-07
TEEN:	4.00E-06	4.67E-06
CHILD:	8.36E-07	9.75E-07
INFANT:	0.00E+00	0.00E+00

FOR PATHWAY: SHORELINE EXPOSURE - MATAGORDA BAY / GULF

	T. BODY	SKIN
ADULT:	2.15E-07	2.51E-07
TEEN:	1.20E-06	1.40E-06
CHILD:	2.51E-07	2.93E-07
INFANT:	0.00E+00	0.00E+00

Table 4.7 Continued

INDIVIDUAL DOSE FACTORS FOR LIQUID EFFLUENTS -- FOR ISOTOPE : Ru105

FOR PATHWAY: FRESHWATER FISH - LITTLE ROBBINS SLOUGH

	T. BODY	GI-TRACT	BONE	LIVER	KIDNEY	THYROID	LUNG
ADULT:	3.99E-34	6.18E-31	1.01E-33	0.00E+00	1.30E-32	0.00E+00	0.00E+00
TEEN:	4.23E-34	8.79E-31	1.09E-33	0.00E+00	1.37E-32	0.00E+00	0.00E+00
CHILD:	5.04E-34	9.07E-31	1.39E-33	0.00E+00	1.22E-32	0.00E+00	0.00E+00
INFANT:	0.00E+00	0.00E+00	0.00E+00	0.00E+00	0.00E+00	0.00E+00	0.00E+00

FOR PATHWAY: SALTWATER FISH - COLORADO RIVER

	T. BODY	GI-TRACT	BONE	LIVER	KIDNEY	THYROID	LUNG
ADULT:	1.96E-35	3.03E-32	4.95E-35	0.00E+00	6.40E-34	0.00E+00	0.00E+00
TEEN:	2.07E-35	4.31E-32	5.34E-35	0.00E+00	6.74E-34	0.00E+00	0.00E+00
CHILD:	2.47E-35	4.45E-32	6.82E-35	0.00E+00	5.99E-34	0.00E+00	0.00E+00
INFANT:	0.00E+00	0.00E+00	0.00E+00	0.00E+00	0.00E+00	0.00E+00	0.00E+00

FOR PATHWAY: SALTWATER FISH - MATAGORDA BAY / GULF

	T. BODY	GI-TRACT	BONE	LIVER	KIDNEY	THYROID	LUNG
ADULT:	2.25E-36	3.65E-33	5.96E-36	0.00E+00	7.70E-35	0.00E+00	0.00E+00
TEEN:	2.50E-36	5.19E-33	6.43E-36	0.00E+00	8.11E-35	0.00E+00	0.00E+00
CHILD:	2.98E-36	5.36E-33	8.20E-36	0.00E+00	7.21E-35	0.00E+00	0.00E+00
INFANT:	0.00E+00	0.00E+00	0.00E+00	0.00E+00	0.00E+00	0.00E+00	0.00E+00

FOR PATHWAY: SALTWATER INVERTEBRATES - COLORADO RIVER

	T. BODY	GI-TRACT	BONE	LIVER	KIDNEY	THYROID	LUNG
ADULT:	1.55E-33	2.41E-30	3.93E-33	0.00E+00	5.08E-32	0.00E+00	0.00E+00
TEEN:	1.51E-33	3.15E-30	3.90E-33	0.00E+00	4.91E-32	0.00E+00	0.00E+00
CHILD:	2.03E-33	3.65E-30	5.60E-33	0.00E+00	4.92E-32	0.00E+00	0.00E+00
INFANT:	0.00E+00	0.00E+00	0.00E+00	0.00E+00	0.00E+00	0.00E+00	0.00E+00

FOR PATHWAY: SALTWATER INVERTEBRATES - MATAGORDA BAY / GULF

	T. BODY	GI-TRACT	BONE	LIVER	KIDNEY	THYROID	LUNG
ADULT:	1.87E-34	2.89E-31	4.73E-34	0.00E+00	6.11E-33	0.00E+00	0.00E+00
TEEN:	1.82E-34	3.79E-31	4.69E-34	0.00E+00	5.91E-33	0.00E+00	0.00E+00
CHILD:	2.44E-34	4.40E-31	6.74E-34	0.00E+00	5.92E-33	0.00E+00	0.00E+00
INFANT:	0.00E+00	0.00E+00	0.00E+00	0.00E+00	0.00E+00	0.00E+00	0.00E+00

FOR PATHWAY: SHORELINE EXPOSURE - LITTLE ROBBINS SLOUGH

	T. BODY	SKIN
ADULT:	2.64E-33	2.99E-33
TEEN:	1.48E-32	1.67E-32
CHILD:	3.08E-33	3.49E-33
INFANT:	0.00E+00	0.00E+00

FOR PATHWAY: SHORELINE EXPOSURE - COLORADO RIVER

	T. BODY	SKIN
ADULT:	4.32E-34	4.90E-34
TEEN:	2.41E-33	2.73E-33
CHILD:	5.04E-34	5.71E-34
INFANT:	0.00E+00	0.00E+00

FOR PATHWAY: SHORELINE EXPOSURE - MATAGORDA BAY / GULF

	T. BODY	SKIN
ADULT:	1.30E-34	1.47E-34
TEEN:	7.26E-34	8.23E-34
CHILD:	1.52E-34	1.72E-34
INFANT:	0.00E+00	0.00E+00

Table 4.7 Continued

INDIVIDUAL DOSE FACTORS FOR LIQUID EFFLUENTS -- FOR ISOTOPE : Ru106

FOR PATHWAY: FRESHWATER FISH - LITTLE ROBBINS SLOUGH

	T.	BODY	GI-TRACT	BONE	LIVER	KIDNEY	THYROID	LUNG
ADULT:	9.43E-05	4.82E-02	7.45E-04	0.00E+00	1.44E-03	0.00E+00	0.00E+00	0.00E+00
TEEN:	1.02E-04	3.88E-02	8.09E-04	0.00E+00	1.56E-03	0.00E+00	0.00E+00	0.00E+00
CHILD:	1.30E-04	1.62E-02	1.04E-03	0.00E+00	1.41E-03	0.00E+00	0.00E+00	0.00E+00
INFANT:	0.00E+00	0.00E+00	0.00E+00	0.00E+00	0.00E+00	0.00E+00	0.00E+00	0.00E+00

FOR PATHWAY: SALTWATER FISH - COLORADO RIVER

	T.	BODY	GI-TRACT	BONE	LIVER	KIDNEY	THYROID	LUNG
ADULT:	4.61E-06	2.34E-03	3.64E-05	0.00E+00	7.04E-05	0.00E+00	0.00E+00	0.00E+00
TEEN:	4.99E-06	1.90E-03	3.96E-05	0.00E+00	7.63E-05	0.00E+00	0.00E+00	0.00E+00
CHILD:	6.36E-06	7.92E-04	5.09E-05	0.00E+00	6.83E-05	0.00E+00	0.00E+00	0.00E+00
INFANT:	0.00E+00	0.00E+00	0.00E+00	0.00E+00	0.00E+00	0.00E+00	0.00E+00	0.00E+00

FOR PATHWAY: SALTWATER FISH - MATAGORDA BAY / GULF

	T.	BODY	GI-TRACT	BONE	LIVER	KIDNEY	THYROID	LUNG
ADULT:	5.53E-07	2.63E-04	4.37E-06	0.00E+00	8.44E-06	0.00E+00	0.00E+00	0.00E+00
TEEN:	5.99E-07	2.28E-04	4.75E-06	0.00E+00	9.16E-06	0.00E+00	0.00E+00	0.00E+00
CHILD:	7.63E-07	9.51E-05	6.11E-06	0.00E+00	8.26E-06	0.00E+00	0.00E+00	0.00E+00
INFANT:	0.00E+00	0.00E+00	0.00E+00	0.00E+00	0.00E+00	0.00E+00	0.00E+00	0.00E+00

FOR PATHWAY: SALTWATER INVERTEBRATES - COLORADO RIVER

	T.	BODY	GI-TRACT	BONE	LIVER	KIDNEY	THYROID	LUNG
ADULT:	3.66E-04	1.87E-01	2.89E-03	0.00E+00	5.53E-03	0.00E+00	0.00E+00	0.00E+00
TEEN:	3.64E-04	1.38E-01	2.89E-03	0.00E+00	5.57E-03	0.00E+00	0.00E+00	0.00E+00
CHILD:	5.22E-04	6.51E-02	4.18E-03	0.00E+00	5.65E-03	0.00E+00	0.00E+00	0.00E+00
INFANT:	0.00E+00	0.00E+00	0.00E+00	0.00E+00	0.00E+00	0.00E+00	0.00E+00	0.00E+00

FOR PATHWAY: SALTWATER INVERTEBRATES - MATAGORDA BAY / GULF

	T.	BODY	GI-TRACT	BONE	LIVER	KIDNEY	THYROID	LUNG
ADULT:	4.39E-05	2.25E-02	3.47E-04	0.00E+00	6.70E-04	0.00E+00	0.00E+00	0.00E+00
TEEN:	4.36E-05	1.66E-02	3.46E-04	0.00E+00	6.68E-04	0.00E+00	0.00E+00	0.00E+00
CHILD:	6.27E-05	7.81E-03	5.02E-04	0.00E+00	6.78E-04	0.00E+00	0.00E+00	0.00E+00
INFANT:	0.00E+00	0.00E+00	0.00E+00	0.00E+00	0.00E+00	0.00E+00	0.00E+00	0.00E+00

FOR PATHWAY: SHORELINE EXPOSURE - LITTLE ROBBINS SLOUGH

	T.	BODY	SKIN
ADULT:	1.71E-04	2.06E-04	
TEEN:	9.56E-04	1.15E-03	
CHILD:	2.00E-04	2.40E-04	
INFANT:	0.00E+00	0.00E+00	

FOR PATHWAY: SHORELINE EXPOSURE - COLORADO RIVER

	T.	BODY	SKIN
ADULT:	2.79E-05	3.35E-05	
TEEN:	1.56E-04	1.87E-04	
CHILD:	3.26E-05	3.91E-05	
INFANT:	0.00E+00	0.00E+00	

FOR PATHWAY: SHORELINE EXPOSURE - MATAGORDA BAY / GULF

	T.	BODY	SKIN
ADULT:	8.38E-06	1.01E-05	
TEEN:	4.68E-05	5.51E-05	
CHILD:	9.78E-06	1.17E-05	
INFANT:	0.00E+00	0.00E+00	

Table 4.7 Continued

INDIVIDUAL DOSE FACTORS FOR LIQUID EFFLUENTS -- FOR ISOTOPE : A6110M

FOR PATHWAY: FRESHWATER FISH - LITTLE ROBBINS SLOUGH

	T. BODY	GI-TRACT	BONE	LIVER	KIDNEY	THYROID	LUNG
ADULT:	1.66E-05	1.16E-02	3.06E-05	2.83E-05	5.57E-05	0.00E+00	0.00E+00
TEEN:	1.72E-05	7.95E-03	2.99E-05	2.83E-05	5.39E-05	0.00E+00	0.00E+00
CHILD:	1.83E-05	2.72E-03	3.39E-05	2.29E-05	4.24E-05	0.00E+00	0.00E+00
INFANT:	0.00E+00	0.00E+00	0.00E+00	0.00E+00	0.00E+00	0.00E+00	0.00E+00

FOR PATHWAY: SALTWATER FISH - COLORADO RIVER

	T. BODY	GI-TRACT	BONE	LIVER	KIDNEY	THYROID	LUNG
ADULT:	2.74E-06	1.88E-03	4.98E-06	4.61E-06	9.06E-06	0.00E+00	0.00E+00
TEEN:	2.80E-06	1.29E-03	4.86E-06	4.60E-06	8.77E-06	0.00E+00	0.00E+00
CHILD:	2.96E-06	4.43E-04	5.51E-06	3.72E-06	6.93E-06	0.00E+00	0.00E+00
INFANT:	0.00E+00	0.00E+00	0.00E+00	0.00E+00	0.00E+00	0.00E+00	0.00E+00

FOR PATHWAY: SALTWATER FISH - MATAGORDA BAY / GULF

	T. BODY	GI-TRACT	BONE	LIVER	KIDNEY	THYROID	LUNG
ADULT:	3.29E-07	2.26E-04	5.98E-07	5.53E-07	1.09E-06	0.00E+00	0.00E+00
TEEN:	3.36E-07	1.55E-04	5.84E-07	5.53E-07	1.05E-06	0.00E+00	0.00E+00
CHILD:	3.57E-07	5.32E-05	6.62E-07	4.47E-07	8.33E-07	0.00E+00	0.00E+00
INFANT:	0.00E+00	0.00E+00	0.00E+00	0.00E+00	0.00E+00	0.00E+00	0.00E+00

FOR PATHWAY: SALTWATER INVERTEBRATES - COLORADO RIVER

	T. BODY	GI-TRACT	BONE	LIVER	KIDNEY	THYROID	LUNG
ADULT:	1.30E-04	8.95E-02	2.37E-04	2.19E-04	4.31E-04	0.00E+00	0.00E+00
TEEN:	1.22E-04	5.65E-02	2.13E-04	2.01E-04	3.84E-04	0.00E+00	0.00E+00
CHILD:	1.47E-04	2.18E-02	2.72E-04	1.83E-04	3.42E-04	0.00E+00	0.00E+00
INFANT:	0.00E+00	0.00E+00	0.00E+00	0.00E+00	0.00E+00	0.00E+00	0.00E+00

FOR PATHWAY: SALTWATER INVERTEBRATES - MATAGORDA BAY / GULF

	T. BODY	GI-TRACT	BONE	LIVER	KIDNEY	THYROID	LUNG
ADULT:	1.56E-05	1.08E-02	2.85E-05	2.63E-05	5.18E-05	0.00E+00	0.00E+00
TEEN:	1.47E-05	6.79E-03	2.55E-05	2.42E-05	4.61E-05	0.00E+00	0.00E+00
CHILD:	1.76E-05	2.62E-03	3.26E-05	2.20E-05	4.10E-05	0.00E+00	0.00E+00
INFANT:	0.00E+00	0.00E+00	0.00E+00	0.00E+00	0.00E+00	0.00E+00	0.00E+00

FOR PATHWAY: SHORELINE EXPOSURE - LITTLE ROBBINS SLOUGH

	T. BODY	SKIN
ADULT:	9.86E-04	1.15E-03
TEEN:	5.51E-03	6.43E-03
CHILD:	1.15E-03	1.34E-03
INFANT:	0.00E+00	0.00E+00

FOR PATHWAY: SHORELINE EXPOSURE - COLORADO RIVER

	T. BODY	SKIN
ADULT:	1.80E-04	1.97E-04
TEEN:	8.96E-04	1.05E-03
CHILD:	1.87E-04	2.18E-04
INFANT:	0.00E+00	0.00E+00

FOR PATHWAY: SHORELINE EXPOSURE - MATAGORDA BAY / GULF

	T. BODY	SKIN
ADULT:	4.32E-05	5.62E-05
TEEN:	2.69E-04	3.14E-04
CHILD:	5.62E-05	6.56E-05
INFANT:	0.00E+00	0.00E+00

Table 4.7 Continued

INDIVIDUAL DOSE FACTORS FOR LIQUID EFFLUENTS -- FOR ISOTOPE : TE125M

FOR PATHWAY: FRESHWATER FISH - LITTLE ROBBINS SLOUGH

	T. BODY	GI-TRACT	BONE	LIVER	KIDNEY	THYROID	LUNG
ADULT:	6.05E-04	1.86E-02	4.52E-03	1.64E-03	1.84E-02	1.36E-03	0.00E+00
TEEN:	6.58E-04	1.45E-02	4.92E-03	1.77E-03	0.00E+00	1.37E-03	0.00E+00
CHILD:	8.42E-04	6.09E-03	6.32E-03	1.71E-03	0.00E+00	1.77E-03	0.00E+00
INFANT:	0.00E+00	0.00E+00	0.00E+00	0.00E+00	0.00E+00	0.00E+00	0.00E+00

FOR PATHWAY: SALTWATER FISH - COLORADO RIVER

	T. BODY	GI-TRACT	BONE	LIVER	KIDNEY	THYROID	LUNG
ADULT:	2.47E-06	7.36E-05	1.84E-05	6.68E-06	7.50E-05	5.55E-06	0.00E+00
TEEN:	2.69E-06	5.93E-05	2.01E-05	7.24E-06	0.00E+00	5.61E-06	0.00E+00
CHILD:	3.44E-06	2.49E-05	2.58E-05	6.99E-06	0.00E+00	7.24E-06	0.00E+00
INFANT:	0.00E+00	0.00E+00	0.00E+00	0.00E+00	0.00E+00	0.00E+00	0.00E+00

FOR PATHWAY: SALTWATER FISH - MATAGORDA BAY / GULF

	T. BODY	GI-TRACT	BONE	LIVER	KIDNEY	THYROID	LUNG
ADULT:	2.96E-07	8.83E-06	2.21E-06	8.01E-07	8.99E-06	6.65E-07	0.00E+00
TEEN:	3.22E-07	7.10E-06	2.41E-06	8.68E-07	0.00E+00	6.73E-07	0.00E+00
CHILD:	4.12E-07	2.98E-06	3.09E-06	8.38E-07	0.00E+00	8.68E-07	0.00E+00
INFANT:	0.00E+00	0.00E+00	0.00E+00	0.00E+00	0.00E+00	0.00E+00	0.00E+00

FOR PATHWAY: SALTWATER INVERTEBRATES - COLORADO RIVER

	T. BODY	GI-TRACT	BONE	LIVER	KIDNEY	THYROID	LUNG
ADULT:	5.88E-06	1.75E-04	4.39E-05	1.59E-05	1.79E-04	1.32E-05	0.00E+00
TEEN:	5.87E-06	1.30E-04	4.39E-05	1.58E-05	0.00E+00	1.23E-05	0.00E+00
CHILD:	8.47E-06	6.13E-05	6.35E-05	1.72E-05	0.00E+00	1.78E-05	0.00E+00
INFANT:	0.00E+00	0.00E+00	0.00E+00	0.00E+00	0.00E+00	0.00E+00	0.00E+00

FOR PATHWAY: SALTWATER INVERTEBRATES - MATAGORDA BAY / GULF

	T. BODY	GI-TRACT	BONE	LIVER	KIDNEY	THYROID	LUNG
ADULT:	7.05E-07	2.10E-05	5.27E-06	1.91E-06	2.14E-05	1.58E-06	0.00E+00
TEEN:	7.04E-07	1.55E-05	5.27E-06	1.90E-06	0.00E+00	1.47E-06	0.00E+00
CHILD:	1.02E-06	7.35E-06	7.62E-06	2.06E-06	0.00E+00	2.14E-06	0.00E+00
INFANT:	0.00E+00	0.00E+00	0.00E+00	0.00E+00	0.00E+00	0.00E+00	0.00E+00

FOR PATHWAY: SHORELINE EXPOSURE - LITTLE ROBBINS SLOUGH

	T. BODY	SKIN
ADULT:	9.90E-08	1.36E-07
TEEN:	5.53E-07	7.58E-07
CHILD:	1.15E-07	1.58E-07
INFANT:	0.00E+00	0.00E+00

FOR PATHWAY: SHORELINE EXPOSURE - COLORADO RIVER

	T. BODY	SKIN
ADULT:	1.62E-08	2.22E-08
TEEN:	9.02E-08	1.24E-07
CHILD:	1.89E-08	2.59E-08
INFANT:	0.00E+00	0.00E+00

FOR PATHWAY: SHORELINE EXPOSURE - MATAGORDA BAY / GULF

	T. BODY	SKIN
ADULT:	4.84E-09	6.64E-09
TEEN:	2.70E-08	3.71E-08
CHILD:	5.65E-09	7.75E-09
INFANT:	0.00E+00	0.00E+00

Table 4.7 Continued

INDIVIDUAL DOSE FACTORS FOR LIQUID EFFLUENTS -- FOR ISOTOPE : Tl27M

FOR PATHWAY: FRESHWATER FISH - LITTLE ROBBINS SLOUGH

	T. BODY	GI-TRACT	BONE	LIVER	KIDNEY	THYROID	LUNG
ADULT:	2.78E-03	7.64E-02	2.28E-02	8.15E-03	9.26E-02	5.82E-03	0.00E+00
TEEN:	2.95E-03	8.18E-02	2.48E-02	8.83E-03	1.01E-01	5.90E-03	0.00E+00
CHILD:	3.79E-03	2.59E-02	3.20E-02	8.61E-03	9.11E-02	7.64E-03	0.00E+00
INFANT:	0.00E+00	0.00E+00	0.00E+00	0.00E+00	0.00E+00	0.00E+00	0.00E+00

FOR PATHWAY: SALTWATER FISH - COLORADO RIVER

	T. BODY	GI-TRACT	BONE	LIVER	KIDNEY	THYROID	LUNG
ADULT:	1.13E-05	3.12E-04	9.29E-05	3.32E-05	3.78E-04	2.38E-05	0.00E+00
TEEN:	1.20E-05	2.52E-04	1.01E-04	3.59E-05	4.10E-04	2.41E-05	0.00E+00
CHILD:	1.53E-05	1.06E-04	1.30E-04	3.51E-05	3.72E-04	3.12E-05	0.00E+00
INFANT:	0.00E+00	0.00E+00	0.00E+00	0.00E+00	0.00E+00	0.00E+00	0.00E+00

FOR PATHWAY: SALTWATER FISH - MATAGORDA BAY / GULF

	T. BODY	GI-TRACT	BONE	LIVER	KIDNEY	THYROID	LUNG
ADULT:	1.36E-06	3.74E-05	1.12E-05	3.99E-06	4.53E-05	2.85E-06	0.00E+00
TEEN:	1.44E-06	3.03E-05	1.21E-05	4.31E-06	4.92E-05	2.89E-06	0.00E+00
CHILD:	1.86E-06	1.27E-05	1.57E-05	4.21E-06	4.46E-05	3.74E-06	0.00E+00
INFANT:	0.00E+00	0.00E+00	0.00E+00	0.00E+00	0.00E+00	0.00E+00	0.00E+00

FOR PATHWAY: SALTWATER INVERTEBRATES - COLORADO RIVER

	T. BODY	GI-TRACT	BONE	LIVER	KIDNEY	THYROID	LUNG
ADULT:	2.70E-05	7.42E-04	2.21E-04	7.91E-05	8.99E-04	5.65E-05	0.00E+00
TEEN:	2.63E-05	5.51E-04	2.21E-04	7.85E-05	8.97E-04	5.26E-05	0.00E+00
CHILD:	3.81E-05	2.60E-04	3.21E-04	8.65E-05	9.16E-04	7.68E-05	0.00E+00
INFANT:	0.00E+00	0.00E+00	0.00E+00	0.00E+00	0.00E+00	0.00E+00	0.00E+00

FOR PATHWAY: SALTWATER INVERTEBRATES - MATAGORDA BAY / GULF

	T. BODY	GI-TRACT	BONE	LIVER	KIDNEY	THYROID	LUNG
ADULT:	3.24E-06	8.91E-05	2.66E-05	9.50E-06	1.08E-04	6.79E-06	0.00E+00
TEEN:	3.16E-06	6.82E-05	2.66E-05	9.42E-06	1.08E-04	6.32E-06	0.00E+00
CHILD:	4.58E-06	3.12E-05	3.86E-05	1.04E-05	1.10E-04	9.22E-06	0.00E+00
INFANT:	0.00E+00	0.00E+00	0.00E+00	0.00E+00	0.00E+00	0.00E+00	0.00E+00

FOR PATHWAY: SHORELINE EXPOSURE - LITTLE ROBBINS SLOUGH

	T. BODY	SKIN
ADULT:	1.16E-08	1.37E-08
TEEN:	6.48E-08	7.66E-08
CHILD:	1.35E-08	1.60E-08
INFANT:	0.00E+00	0.00E+00

FOR PATHWAY: SHORELINE EXPOSURE - COLORADO RIVER

	T. BODY	SKIN
ADULT:	1.89E-09	2.24E-09
TEEN:	1.06E-09	1.25E-09
CHILD:	2.21E-09	2.61E-09
INFANT:	0.00E+00	0.00E+00

FOR PATHWAY: SHORELINE EXPOSURE - MATAGORDA BAY / GULF

	T. BODY	SKIN
ADULT:	5.68E-10	6.72E-10
TEEN:	3.17E-09	3.75E-09
CHILD:	6.63E-10	7.93E-10
INFANT:	0.00E+00	0.00E+00

Table 4.7 Continued

INDIVIDUAL DOSE FACTORS FOR LIQUID EFFLUENTS -- FOR ISOTOPE : TE127

FOR PATHWAY: FRESHWATER FISH - LITTLE ROBBINS SLOUGH

	T. BODY	GI-TRACT	BONE	LIVER	KIDNEY	THYROID	LUNG
ADULT:	8.58E-19	3.13E-18	3.97E-18	1.42E-18	1.62E-17	2.94E-18	0.00E+00
TEEN:	9.34E-19	3.35E-18	4.34E-18	1.54E-18	1.76E-17	2.99E-18	0.00E+00
CHILD:	1.20E-18	2.18E-18	5.58E-18	1.50E-18	1.59E-17	3.86E-18	0.00E+00
INFANT:	0.00E+00	0.00E+00	0.00E+00	0.00E+00	0.00E+00	0.00E+00	0.00E+00

FOR PATHWAY: SALTWATER FISH - COLORADO RIVER

	T. BODY	GI-TRACT	BONE	LIVER	KIDNEY	THYROID	LUNG
ADULT:	3.49E-21	1.27E-19	1.62E-20	5.80E-21	6.58E-20	1.20E-20	0.00E+00
TEEN:	3.80E-21	1.36E-19	1.77E-20	6.27E-21	7.16E-20	1.22E-20	0.00E+00
CHILD:	4.87E-21	8.88E-19	2.27E-20	6.13E-21	6.47E-20	1.57E-20	0.00E+00
INFANT:	0.00E+00	0.00E+00	0.00E+00	0.00E+00	0.00E+00	0.00E+00	0.00E+00

FOR PATHWAY: SALTWATER FISH - MATAGORDA BAY / GULF

	T. BODY	GI-TRACT	BONE	LIVER	KIDNEY	THYROID	LUNG
ADULT:	4.21E-22	1.50E-19	1.94E-21	6.93E-22	7.92E-21	1.44E-21	0.00E+00
TEEN:	4.58E-22	1.64E-19	2.13E-21	7.54E-22	8.62E-21	1.47E-21	0.00E+00
CHILD:	5.87E-22	1.07E-19	2.74E-21	7.37E-22	7.78E-21	1.89E-21	0.00E+00
INFANT:	0.00E+00	0.00E+00	0.00E+00	0.00E+00	0.00E+00	0.00E+00	0.00E+00

FOR PATHWAY: SALTWATER INVERTEBRATES - COLORADO RIVER

	T. BODY	GI-TRACT	BONE	LIVER	KIDNEY	THYROID	LUNG
ADULT:	8.32E-21	3.03E-18	3.85E-20	1.38E-20	1.57E-19	2.85E-20	0.00E+00
TEEN:	8.32E-21	2.99E-18	3.87E-20	1.37E-20	1.57E-19	2.67E-20	0.00E+00
CHILD:	1.20E-20	2.19E-18	5.60E-20	1.51E-20	1.59E-19	3.88E-20	0.00E+00
INFANT:	0.00E+00	0.00E+00	0.00E+00	0.00E+00	0.00E+00	0.00E+00	0.00E+00

FOR PATHWAY: SALTWATER INVERTEBRATES - MATAGORDA BAY / GULF

	T. BODY	GI-TRACT	BONE	LIVER	KIDNEY	THYROID	LUNG
ADULT:	1.00E-21	3.65E-19	4.63E-21	1.66E-21	1.89E-20	3.43E-21	0.00E+00
TEEN:	1.00E-21	3.59E-19	4.65E-21	1.65E-21	1.89E-20	3.21E-21	0.00E+00
CHILD:	1.45E-21	2.63E-19	6.74E-21	1.82E-21	1.92E-20	4.66E-21	0.00E+00
INFANT:	0.00E+00	0.00E+00	0.00E+00	0.00E+00	0.00E+00	0.00E+00	0.00E+00

FOR PATHWAY: SHORELINE EXPOSURE - LITTLE ROBBINS SLOUGH

	T. BODY	SKIN
ADULT:	2.38E-23	2.52E-23
TEEN:	1.33E-22	1.46E-22
CHILD:	2.77E-23	3.05E-23
INFANT:	0.00E+00	0.00E+00

FOR PATHWAY: SHORELINE EXPOSURE - COLORADO RIVER

	T. BODY	SKIN
ADULT:	3.87E-24	4.26E-24
TEEN:	2.16E-23	2.38E-23
CHILD:	4.52E-24	4.97E-24
INFANT:	0.00E+00	0.00E+00

FOR PATHWAY: SHORELINE EXPOSURE - MATAGORDA BAY / GULF

	T. BODY	SKIN
ADULT:	1.17E-24	1.28E-24
TEEN:	6.51E-24	7.16E-24
CHILD:	1.36E-24	1.50E-24
INFANT:	0.00E+00	0.00E+00

Table 4.7 Continued

INDIVIDUAL DOSE FACTORS FOR LIQUID EFFLUENTS -- FOR ISOTOPE : TE129M

FOR PATHWAY: FRESHWATER FISH - LITTLE ROBBINS SLOUGH

	T. BODY	GI-TRACT	BONE	LIVER	KIDNEY	THYROID	LUNG
ADULT:	1.58E-03	5.04E-02	1.00E-02	3.73E-03	4.18E-02	3.44E-03	0.00E+00
TEEN:	1.71E-03	4.06E-02	1.08E-02	4.01E-03	4.52E-02	3.49E-03	0.00E+00
CHILD:	2.16E-03	1.70E-02	1.39E-02	3.89E-03	4.09E-02	4.49E-03	0.00E+00
INFANT:	0.00E+00	0.00E+00	0.00E+00	0.00E+00	0.00E+00	0.00E+00	0.00E+00

FOR PATHWAY: SALTWATER FISH - COLORADO RIVER

	T. BODY	GI-TRACT	BONE	LIVER	KIDNEY	THYROID	LUNG
ADULT:	6.45E-06	2.05E-04	4.08E-05	1.52E-05	1.70E-04	1.40E-05	0.00E+00
TEEN:	6.97E-06	1.65E-04	4.40E-05	1.63E-05	1.84E-04	1.42E-05	0.00E+00
CHILD:	8.80E-06	6.92E-05	5.67E-05	1.58E-05	1.67E-04	1.83E-05	0.00E+00
INFANT:	0.00E+00	0.00E+00	0.00E+00	0.00E+00	0.00E+00	0.00E+00	0.00E+00

FOR PATHWAY: SALTWATER FISH - MATAGORDA BAY / GULF

	T. BODY	GI-TRACT	BONE	LIVER	KIDNEY	THYROID	LUNG
ADULT:	7.75E-07	2.47E-05	4.90E-06	1.83E-06	2.04E-05	1.68E-06	0.00E+00
TEEN:	8.37E-07	1.99E-05	5.29E-06	1.96E-06	2.21E-05	1.71E-06	0.00E+00
CHILD:	1.06E-06	8.31E-06	6.82E-06	1.90E-06	2.00E-05	2.20E-06	0.00E+00
INFANT:	0.00E+00	0.00E+00	0.00E+00	0.00E+00	0.00E+00	0.00E+00	0.00E+00

FOR PATHWAY: SALTWATER INVERTEBRATES - COLORADO RIVER

	T. BODY	GI-TRACT	BONE	LIVER	KIDNEY	THYROID	LUNG
ADULT:	1.54E-05	4.89E-04	9.70E-05	3.62E-05	4.05E-04	3.33E-05	0.00E+00
TEEN:	1.52E-05	3.61E-04	9.63E-05	3.57E-05	4.03E-04	3.11E-05	0.00E+00
CHILD:	2.17E-05	1.70E-04	1.40E-04	3.90E-05	4.10E-04	4.50E-05	0.00E+00
INFANT:	0.00E+00	0.00E+00	0.00E+00	0.00E+00	0.00E+00	0.00E+00	0.00E+00

FOR PATHWAY: SALTWATER INVERTEBRATES - MATAGORDA BAY / GULF

	T. BODY	GI-TRACT	BONE	LIVER	KIDNEY	THYROID	LUNG
ADULT:	1.85E-06	5.87E-05	1.17E-05	4.35E-06	4.87E-05	4.01E-06	0.00E+00
TEEN:	1.83E-06	4.35E-05	1.16E-05	4.30E-06	4.84E-05	3.73E-06	0.00E+00
CHILD:	2.61E-06	2.05E-05	1.68E-05	4.69E-06	4.93E-05	5.41E-06	0.00E+00
INFANT:	0.00E+00	0.00E+00	0.00E+00	0.00E+00	0.00E+00	0.00E+00	0.00E+00

FOR PATHWAY: SHORELINE EXPOSURE - LITTLE ROBBINS SLOUGH

	T. BODY	SKIN
ADULT:	6.57E-07	7.68E-07
TEEN:	3.67E-06	4.29E-06
CHILD:	7.66E-07	8.96E-07
INFANT:	0.00E+00	0.00E+00

FOR PATHWAY: SHORELINE EXPOSURE - COLORADO RIVER

	T. BODY	SKIN
ADULT:	1.07E-07	1.25E-07
TEEN:	5.97E-07	6.98E-07
CHILD:	1.25E-07	1.46E-07
INFANT:	0.00E+00	0.00E+00

FOR PATHWAY: SHORELINE EXPOSURE - MATAGORDA BAY / GULF

	T. BODY	SKIN
ADULT:	3.21E-08	3.76E-08
TEEN:	1.79E-07	2.10E-07
CHILD:	3.75E-08	4.38E-08
INFANT:	0.00E+00	0.00E+00

Table 4.7 Continued

INDIVIDUAL DOSE FACTORS FOR LIQUID EFFLUENTS -- FOR ISOTOPE : TE129

FOR PATHWAY: FRESHWATER FISH - LITTLE ROBBINS SLOUGH

	T.	BODY	GI-TRACT	BONE	LIVER	KIDNEY	THYROID	LUNG
ADULT:	0.00E+00	0.00E+00	0.00E+00	0.00E+00	0.00E+00	0.00E+00	0.00E+00	0.00E+00
TEEN:	0.00E+00	0.00E+00	0.00E+00	0.00E+00	0.00E+00	0.00E+00	0.00E+00	0.00E+00
CHILD:	0.00E+00	1.87E-99	0.00E+00	0.00E+00	0.00E+00	0.00E+00	0.00E+00	0.00E+00
INFANT:	0.00E+00	0.00E+00	0.00E+00	0.00E+00	0.00E+00	0.00E+00	0.00E+00	0.00E+00

FOR PATHWAY: SALTWATER FISH - COLORADO RIVER

	T.	BODY	GI-TRACT	BONE	LIVER	KIDNEY	THYROID	LUNG
ADULT:	0.00E+00	0.00E+00	0.00E+00	0.00E+00	0.00E+00	0.00E+00	0.00E+00	0.00E+00
TEEN:	0.00E+00	0.00E+00	0.00E+00	0.00E+00	0.00E+00	0.00E+00	0.00E+00	0.00E+00
CHILD:	0.00E+00	0.00E+00	0.00E+00	0.00E+00	0.00E+00	0.00E+00	0.00E+00	0.00E+00
INFANT:	0.00E+00	0.00E+00	0.00E+00	0.00E+00	0.00E+00	0.00E+00	0.00E+00	0.00E+00

FOR PATHWAY: SALTWATER FISH - MATAGORDA BAY / GULF

	T.	BODY	GI-TRACT	BONE	LIVER	KIDNEY	THYROID	LUNG
ADULT:	0.00E+00	0.00E+00	0.00E+00	0.00E+00	0.00E+00	0.00E+00	0.00E+00	0.00E+00
TEEN:	0.00E+00	0.00E+00	0.00E+00	0.00E+00	0.00E+00	0.00E+00	0.00E+00	0.00E+00
CHILD:	0.00E+00	0.00E+00	0.00E+00	0.00E+00	0.00E+00	0.00E+00	0.00E+00	0.00E+00
INFANT:	0.00E+00	0.00E+00	0.00E+00	0.00E+00	0.00E+00	0.00E+00	0.00E+00	0.00E+00

FOR PATHWAY: SALTWATER INVERTEBRATES - COLORADO RIVER

	T.	BODY	GI-TRACT	BONE	LIVER	KIDNEY	THYROID	LUNG
ADULT:	0.00E+00	0.00E+00	0.00E+00	0.00E+00	0.00E+00	0.00E+00	0.00E+00	0.00E+00
TEEN:	0.00E+00	0.00E+00	0.00E+00	0.00E+00	0.00E+00	0.00E+00	0.00E+00	0.00E+00
CHILD:	0.00E+00	0.00E+00	0.00E+00	0.00E+00	0.00E+00	0.00E+00	0.00E+00	0.00E+00
INFANT:	0.00E+00	0.00E+00	0.00E+00	0.00E+00	0.00E+00	0.00E+00	0.00E+00	0.00E+00

FOR PATHWAY: SALTWATER INVERTEBRATES - MATAGORDA BAY / GULF

	T.	BODY	GI-TRACT	BONE	LIVER	KIDNEY	THYROID	LUNG
ADULT:	0.00E+00	0.00E+00	0.00E+00	0.00E+00	0.00E+00	0.00E+00	0.00E+00	0.00E+00
TEEN:	0.00E+00	0.00E+00	0.00E+00	0.00E+00	0.00E+00	0.00E+00	0.00E+00	0.00E+00
CHILD:	0.00E+00	0.00E+00	0.00E+00	0.00E+00	0.00E+00	0.00E+00	0.00E+00	0.00E+00
INFANT:	0.00E+00	0.00E+00	0.00E+00	0.00E+00	0.00E+00	0.00E+00	0.00E+00	0.00E+00

FOR PATHWAY: SHORELINE EXPOSURE - LITTLE ROBBINS SLOUGH

	T.	BODY	SKIN
ADULT:	1.13E-99	1.34E-99	
TEEN:	6.30E-99	7.46E-99	
CHILD:	1.32E-99	1.56E-99	
INFANT:	0.00E+00	0.00E+00	

FOR PATHWAY: SHORELINE EXPOSURE - COLORADO RIVER

	T.	BODY	SKIN
ADULT:	0.00E+00	0.00E+00	
TEEN:	1.03E-99	1.22E-99	
CHILD:	0.00E+00	0.00E+00	
INFANT:	0.00E+00	0.00E+00	

FOR PATHWAY: SHORELINE EXPOSURE - MATAGORDA BAY / GULF

	T.	BODY	SKIN
ADULT:	0.00E+00	0.00E+00	
TEEN:	0.00E+00	0.00E+00	
CHILD:	0.00E+00	0.00E+00	
INFANT:	0.00E+00	0.00E+00	

Table 4.7 Continued

INDIVIDUAL DOSE FACTORS FOR LIQUID EFFLUENTS -- FOR ISOTOPE : TE131M

FOR PATHWAY: FRESHWATER FISH - LITTLE ROBBINS SLOUGH

	T.	BODY	GI-TRACT	BONE	LIVER	KIDNEY	THYROID	LUNG
ADULT:	7.73E-09	9.21E-07	1.90E-08	9.27E-09	9.40E-08	1.47E-08	0.00E+00	
TEEN:	8.15E-09	7.84E-07	2.04E-08	9.77E-09	1.02E-07	1.47E-08	0.00E+00	
CHILD:	9.55E-09	3.64E-07	2.59E-08	8.97E-09	8.68E-08	1.84E-08	0.00E+00	
INFANT:	0.00E+00	0.00E+00	0.00E+00	0.00E+00	0.00E+00	0.00E+00	0.00E+00	

FOR PATHWAY: SALTWATER FISH - COLORADO RIVER

	T.	BODY	GI-TRACT	BONE	LIVER	KIDNEY	THYROID	LUNG
ADULT:	3.15E-11	3.75E-09	7.73E-11	3.78E-11	3.83E-10	5.98E-11	0.00E+00	
TEEN:	3.32E-11	3.19E-09	8.30E-11	3.92E-11	4.15E-10	5.99E-11	0.00E+00	
CHILD:	3.89E-11	1.48E-09	1.06E-10	3.65E-11	3.54E-10	7.51E-11	0.00E+00	
INFANT:	0.00E+00	0.00E+00	0.00E+00	0.00E+00	0.00E+00	0.00E+00	0.00E+00	

FOR PATHWAY: SALTWATER FISH - MATAGORDA BAY / GULF

	T.	BODY	GI-TRACT	BONE	LIVER	KIDNEY	THYROID	LUNG
ADULT:	3.79E-12	4.51E-10	9.29E-12	4.54E-12	4.60E-11	7.20E-12	0.00E+00	
TEEN:	3.99E-12	3.84E-10	9.99E-12	4.79E-12	4.99E-11	7.20E-12	0.00E+00	
CHILD:	4.68E-12	1.78E-10	1.27E-11	4.39E-12	4.25E-11	9.04E-12	0.00E+00	
INFANT:	0.00E+00	0.00E+00	0.00E+00	0.00E+00	0.00E+00	0.00E+00	0.00E+00	

FOR PATHWAY: SALTWATER INVERTEBRATES - COLORADO RIVER

	T.	BODY	GI-TRACT	BONE	LIVER	KIDNEY	THYROID	LUNG
ADULT:	7.50E-11	8.93E-09	1.84E-10	8.99E-11	9.11E-10	1.42E-10	0.00E+00	
TEEN:	7.26E-11	8.99E-09	1.82E-10	8.71E-11	9.08E-10	1.31E-10	0.00E+00	
CHILD:	9.58E-11	3.65E-09	2.60E-10	9.00E-11	8.71E-10	1.85E-10	0.00E+00	
INFANT:	0.00E+00	0.00E+00	0.00E+00	0.00E+00	0.00E+00	0.00E+00	0.00E+00	

FOR PATHWAY: SALTWATER INVERTEBRATES - MATAGORDA BAY / GULF

	T.	BODY	GI-TRACT	BONE	LIVER	KIDNEY	THYROID	LUNG
ADULT:	9.02E-12	1.07E-09	2.21E-11	1.08E-11	1.10E-10	1.71E-11	0.00E+00	
TEEN:	8.74E-12	8.41E-10	2.18E-11	1.05E-11	1.09E-10	1.58E-11	0.00E+00	
CHILD:	1.15E-11	4.39E-10	3.13E-11	1.08E-11	1.05E-10	2.23E-11	0.00E+00	
INFANT:	0.00E+00	0.00E+00	0.00E+00	0.00E+00	0.00E+00	0.00E+00	0.00E+00	

FOR PATHWAY: SHORELINE EXPOSURE - LITTLE ROBBINS SLOUGH

	T.	BODY	SKIN
ADULT:	5.73E-12	6.75E-12	
TEEN:	3.20E-11	3.77E-11	
CHILD:	6.68E-12	7.87E-12	
INFANT:	0.00E+00	0.00E+00	

FOR PATHWAY: SHORELINE EXPOSURE - COLORADO RIVER

	T.	BODY	SKIN
ADULT:	9.33E-13	1.10E-12	
TEEN:	5.21E-12	6.14E-12	
CHILD:	1.09E-12	1.26E-12	
INFANT:	0.00E+00	0.00E+00	

FOR PATHWAY: SHORELINE EXPOSURE - MATAGORDA BAY / GULF

	T.	BODY	SKIN
ADULT:	2.31E-13	3.31E-13	
TEEN:	1.57E-12	1.85E-12	
CHILD:	3.27E-13	3.86E-13	
INFANT:	0.00E+00	0.00E+00	

Table 4.7 Continued

INDIVIDUAL DOSE FACTORS FOR LIQUID EFFLUENTS -- FOR ISOTOPE : TE131

FOR PATHWAY: FRESHWATER FISH - LITTLE ROBBINS SLOUGH

	T.	BODY	GI-TRACT	BONE	LIVER	KIDNEY	THYROID	LUNG
ADULT:	0.00E+00	0.00E+00	0.00E+00	0.00E+00	0.00E+00	0.00E+00	0.00E+00	0.00E+00
TEEN:	0.00E+00	0.00E+00	0.00E+00	0.00E+00	0.00E+00	0.00E+00	0.00E+00	0.00E+00
CHILD:	0.00E+00	0.00E+00	0.00E+00	0.00E+00	0.00E+00	0.00E+00	0.00E+00	0.00E+00
INFANT:	0.00E+00	0.00E+00	0.00E+00	0.00E+00	0.00E+00	0.00E+00	0.00E+00	0.00E+00

FOR PATHWAY: SALTWATER FISH - COLORADO RIVER

	T.	BODY	GI-TRACT	BONE	LIVER	KIDNEY	THYROID	LUNG
ADULT:	0.00E+00	0.00E+00	0.00E+00	0.00E+00	0.00E+00	0.00E+00	0.00E+00	0.00E+00
TEEN:	0.00E+00	0.00E+00	0.00E+00	0.00E+00	0.00E+00	0.00E+00	0.00E+00	0.00E+00
CHILD:	0.00E+00	0.00E+00	0.00E+00	0.00E+00	0.00E+00	0.00E+00	0.00E+00	0.00E+00
INFANT:	0.00E+00	0.00E+00	0.00E+00	0.00E+00	0.00E+00	0.00E+00	0.00E+00	0.00E+00

FOR PATHWAY: SALTWATER FISH - MATAGORDA BAY / GULF

	T.	BODY	GI-TRACT	BONE	LIVER	KIDNEY	THYROID	LUNG
ADULT:	0.00E+00	0.00E+00	0.00E+00	0.00E+00	0.00E+00	0.00E+00	0.00E+00	0.00E+00
TEEN:	0.00E+00	0.00E+00	0.00E+00	0.00E+00	0.00E+00	0.00E+00	0.00E+00	0.00E+00
CHILD:	0.00E+00	0.00E+00	0.00E+00	0.00E+00	0.00E+00	0.00E+00	0.00E+00	0.00E+00
INFANT:	0.00E+00	0.00E+00	0.00E+00	0.00E+00	0.00E+00	0.00E+00	0.00E+00	0.00E+00

FOR PATHWAY: SALTWATER INVERTABRATES - COLORADO RIVER

	T.	BODY	GI-TRACT	BONE	LIVER	KIDNEY	THYROID	LUNG
ADULT:	0.00E+00	0.00E+00	0.00E+00	0.00E+00	0.00E+00	0.00E+00	0.00E+00	0.00E+00
TEEN:	0.00E+00	0.00E+00	0.00E+00	0.00E+00	0.00E+00	0.00E+00	0.00E+00	0.00E+00
CHILD:	0.00E+00	0.00E+00	0.00E+00	0.00E+00	0.00E+00	0.00E+00	0.00E+00	0.00E+00
INFANT:	0.00E+00	0.00E+00	0.00E+00	0.00E+00	0.00E+00	0.00E+00	0.00E+00	0.00E+00

FOR PATHWAY: SALTWATER INVERTABRATES - MATAGORDA BAY / GULF

	T.	BODY	GI-TRACT	BONE	LIVER	KIDNEY	THYROID	LUNG
ADULT:	0.00E+00	0.00E+00	0.00E+00	0.00E+00	0.00E+00	0.00E+00	0.00E+00	0.00E+00
TEEN:	0.00E+00	0.00E+00	0.00E+00	0.00E+00	0.00E+00	0.00E+00	0.00E+00	0.00E+00
CHILD:	0.00E+00	0.00E+00	0.00E+00	0.00E+00	0.00E+00	0.00E+00	0.00E+00	0.00E+00
INFANT:	0.00E+00	0.00E+00	0.00E+00	0.00E+00	0.00E+00	0.00E+00	0.00E+00	0.00E+00

FOR PATHWAY: SHORELINE EXPOSURE - LITTLE ROBBINS SLOUGH

	T.	BODY	SKIN
ADULT:	0.00E+00	0.00E+00	
TEEN:	0.00E+00	0.00E+00	
CHILD:	0.00E+00	0.00E+00	
INFANT:	0.00E+00	0.00E+00	

FOR PATHWAY: SHORELINE EXPOSURE - COLORADO RIVER

	T.	BODY	SKIN
ADULT:	0.00E+00	0.00E+00	
TEEN:	0.00E+00	0.00E+00	
CHILD:	0.00E+00	0.00E+00	
INFANT:	0.00E+00	0.00E+00	

FOR PATHWAY: SHORELINE EXPOSURE - MATAGORDA BAY / GULF

	T.	BODY	SKIN
ADULT:	0.00E+00	0.00E+00	
TEEN:	0.00E+00	0.00E+00	
CHILD:	0.00E+00	0.00E+00	
INFANT:	0.00E+00	0.00E+00	

Table 4.7 Continued

INDIVIDUAL DOSE FACTORS FOR LIQUID EFFLUENTS -- FOR ISOTOPE : TE132

FOR PATHWAY: FRESHWATER FISH - LITTLE ROBBINS SLOUGH

	T.	BODY	GI-TRACT	BONE	LIVER	KIDNEY	THYROID	LUNG
ADULT:	7.24E-06	3.65E-04	1.19E-05	7.71E-06	7.43E-05	8.52E-06	0.00E+00	
TEEN:	7.50E-06	2.52E-04	1.26E-05	7.97E-06	7.64E-05	8.40E-06	0.00E+00	
CHILD:	8.39E-06	7.00E-05	1.57E-05	6.95E-06	6.45E-05	1.01E-05	0.00E+00	
INFANT:	0.00E+00	0.00E+00	0.00E+00	0.00E+00	0.00E+00	0.00E+00	0.00E+00	

FOR PATHWAY: SALTWATER FISH - COLORADO RIVER

	T.	BODY	GI-TRACT	BONE	LIVER	KIDNEY	THYROID	LUNG
ADULT:	2.94E-08	1.48E-06	4.85E-08	3.14E-08	3.02E-07	3.46E-08	0.00E+00	
TEEN:	3.05E-08	1.03E-06	5.12E-08	3.24E-08	3.11E-07	3.42E-08	0.00E+00	
CHILD:	3.41E-08	2.85E-07	6.39E-08	2.83E-08	2.62E-07	4.12E-08	0.00E+00	
INFANT:	0.00E+00	0.00E+00	0.00E+00	0.00E+00	0.00E+00	0.00E+00	0.00E+00	

FOR PATHWAY: SALTWATER FISH - MATAGORDA BAY / GULF

	T.	BODY	GI-TRACT	BONE	LIVER	KIDNEY	THYROID	LUNG
ADULT:	3.54E-09	1.78E-07	5.83E-09	3.77E-09	3.63E-08	4.16E-09	0.00E+00	
TEEN:	3.67E-09	1.23E-07	6.15E-09	3.89E-09	3.74E-08	4.11E-09	0.00E+00	
CHILD:	4.10E-09	3.42E-08	7.68E-09	3.40E-09	3.15E-08	4.95E-09	0.00E+00	
INFANT:	0.00E+00	0.00E+00	0.00E+00	0.00E+00	0.00E+00	0.00E+00	0.00E+00	

FOR PATHWAY: SALTWATER INVERTEBRATES - COLORADO RIVER

	T.	BODY	GI-TRACT	BONE	LIVER	KIDNEY	THYROID	LUNG
ADULT:	7.01E-08	3.53E-06	1.15E-07	7.47E-08	7.19E-07	8.25E-08	0.00E+00	
TEEN:	6.67E-08	2.24E-06	1.12E-07	7.09E-08	6.80E-07	7.47E-08	0.00E+00	
CHILD:	8.41E-08	7.01E-07	1.57E-07	6.96E-08	6.46E-07	1.01E-07	0.00E+00	
INFANT:	0.00E+00	0.00E+00	0.00E+00	0.00E+00	0.00E+00	0.00E+00	0.00E+00	

FOR PATHWAY: SALTWATER INVERTEBRATES - MATAGORDA BAY / GULF

	T.	BODY	GI-TRACT	BONE	LIVER	KIDNEY	THYROID	LUNG
ADULT:	8.43E-09	4.25E-07	1.39E-08	8.98E-09	8.65E-08	9.91E-09	0.00E+00	
TEEN:	8.02E-09	2.70E-07	1.35E-08	8.52E-09	8.17E-08	8.98E-09	0.00E+00	
CHILD:	1.01E-08	8.43E-08	1.89E-08	8.37E-09	7.77E-08	1.22E-08	0.00E+00	
INFANT:	0.00E+00	0.00E+00	0.00E+00	0.00E+00	0.00E+00	0.00E+00	0.00E+00	

FOR PATHWAY: SHORELINE EXPOSURE - LITTLE ROBBINS SLOUGH

	T.	BODY	SKIN
ADULT:	9.23E-10	1.09E-09	
TEEN:	5.16E-09	6.07E-09	
CHILD:	1.08E-09	1.27E-09	
INFANT:	0.00E+00	0.00E+00	

FOR PATHWAY: SHORELINE EXPOSURE - COLORADO RIVER

	T.	BODY	SKIN
ADULT:	1.50E-10	1.77E-10	
TEEN:	8.39E-10	9.37E-10	
CHILD:	1.75E-10	2.06E-10	
INFANT:	0.00E+00	0.00E+00	

FOR PATHWAY: SHORELINE EXPOSURE - MATAGORDA BAY / GULF

	T.	BODY	SKIN
ADULT:	4.51E-11	5.31E-11	
TEEN:	2.52E-10	2.97E-10	
CHILD:	5.27E-11	6.20E-11	
INFANT:	0.00E+00	0.00E+00	

Table 4.7 Continued

INDIVIDUAL DOSE FACTORS FOR LIQUID EFFLUENTS -- FOR ISOTOPE : I130

FOR PATHWAY: FRESHWATER FISH - LITTLE ROBBINS SLOUGH

	T. BODY	GI-TRACT	BONE	LIVER	KIDNEY	THYROID	LUNG
ADULT:	1.05E-15	2.28E-15	8.98E-16	2.65E-15	4.13E-15	2.25E-13	0.00E+00
TEEN:	1.08E-15	2.07E-15	9.32E-16	2.70E-15	4.16E-15	2.20E-13	0.00E+00
CHILD:	1.19E-15	1.08E-15	1.14E-15	2.30E-15	3.44E-15	2.54E-13	0.00E+00
INFANT:	0.00E+00	0.00E+00	0.00E+00	0.00E+00	0.00E+00	0.00E+00	0.00E+00

FOR PATHWAY: SALTWATER FISH - COLORADO RIVER

	T. BODY	GI-TRACT	BONE	LIVER	KIDNEY	THYROID	LUNG
ADULT:	1.14E-16	2.48E-16	9.77E-17	2.88E-16	4.50E-16	2.44E-14	0.00E+00
TEEN:	1.17E-16	2.26E-16	1.01E-16	2.93E-16	4.52E-16	2.39E-14	0.00E+00
CHILD:	1.29E-16	1.17E-16	1.24E-16	2.51E-16	3.75E-16	2.76E-14	0.00E+00
INFANT:	0.00E+00	0.00E+00	0.00E+00	0.00E+00	0.00E+00	0.00E+00	0.00E+00

FOR PATHWAY: SALTWATER FISH - MATAGORDA BAY / GULF

	T. BODY	GI-TRACT	BONE	LIVER	KIDNEY	THYROID	LUNG
ADULT:	1.37E-17	2.98E-17	1.17E-17	3.48E-17	5.41E-17	2.94E-15	0.00E+00
TEEN:	1.41E-17	2.71E-17	1.22E-17	3.53E-17	5.43E-17	2.88E-15	0.00E+00
CHILD:	1.55E-17	1.41E-17	1.49E-17	3.01E-17	4.50E-17	3.32E-15	0.00E+00
INFANT:	0.00E+00	0.00E+00	0.00E+00	0.00E+00	0.00E+00	0.00E+00	0.00E+00

FOR PATHWAY: SALTWATER INVERTEBRATES - COLORADO RIVER

	T. BODY	GI-TRACT	BONE	LIVER	KIDNEY	THYROID	LUNG
ADULT:	1.35E-16	2.95E-16	1.15E-16	3.43E-16	5.38E-16	2.91E-14	0.00E+00
TEEN:	1.28E-16	2.47E-16	1.11E-16	3.21E-16	4.94E-16	2.62E-14	0.00E+00
CHILD:	1.59E-16	1.44E-16	1.53E-16	3.09E-16	4.61E-16	3.40E-14	0.00E+00
INFANT:	0.00E+00	0.00E+00	0.00E+00	0.00E+00	0.00E+00	0.00E+00	0.00E+00

FOR PATHWAY: SALTWATER INVERTEBRATES - MATAGORDA BAY / GULF

	T. BODY	GI-TRACT	BONE	LIVER	KIDNEY	THYROID	LUNG
ADULT:	1.63E-17	3.55E-17	1.40E-17	4.12E-17	6.43E-17	3.49E-15	0.00E+00
TEEN:	1.54E-17	2.96E-17	1.33E-17	3.86E-17	5.94E-17	3.15E-15	0.00E+00
CHILD:	1.91E-17	1.74E-17	1.84E-17	3.71E-17	5.54E-17	4.09E-15	0.00E+00
INFANT:	0.00E+00	0.00E+00	0.00E+00	0.00E+00	0.00E+00	0.00E+00	0.00E+00

FOR PATHWAY: SHORELINE EXPOSURE - LITTLE ROBBINS SLOUGH

	T. BODY	SKIN
ADULT:	2.51E-17	3.04E-17
TEEN:	1.40E-16	1.70E-16
CHILD:	2.92E-17	3.55E-17
INFANT:	0.00E+00	0.00E+00

FOR PATHWAY: SHORELINE EXPOSURE - COLORADO RIVER

	T. BODY	SKIN
ADULT:	4.09E-18	4.97E-18
TEEN:	2.28E-17	2.77E-17
CHILD:	4.77E-18	5.80E-18
INFANT:	0.00E+00	0.00E+00

FOR PATHWAY: SHORELINE EXPOSURE - MATAGORDA BAY / GULF

	T. BODY	SKIN
ADULT:	1.23E-18	1.49E-18
TEEN:	6.86E-18	8.33E-18
CHILD:	1.43E-18	1.74E-18
INFANT:	0.00E+00	0.00E+00

Table 4.7 Continued

INDIVIDUAL DOSE FACTORS FOR LIQUID EFFLUENTS -- FOR ISOTOPE : I131

FOR PATHWAY: FRESHWATER FISH - LITTLE ROBBINS SLOUGH

	T.	BODY	GI-TRACT	BONE	LIVER	KIDNEY	THYROID	LUNG
ADULT:	1.01E-05	4.64E-06	1.23E-05	1.76E-05	3.01E-05	5.76E-03	0.00E+00	
TEEN:	9.90E-06	3.64E-06	1.32E-05	1.84E-05	3.17E-05	5.38E-03	0.00E+00	
CHILD:	9.54E-06	1.49E-06	1.67E-05	1.68E-05	2.76E-05	5.55E-03	0.00E+00	
INFANT:	0.00E+00	0.00E+00	0.00E+00	0.00E+00	0.00E+00	0.00E+00	0.00E+00	

FOR PATHWAY: SALTWATER FISH - COLORADO RIVER

	T.	BODY	GI-TRACT	BONE	LIVER	KIDNEY	THYROID	LUNG
ADULT:	1.10E-06	5.04E-07	1.34E-06	1.91E-06	3.28E-06	6.27E-04	0.00E+00	
TEEN:	1.08E-06	3.97E-07	1.43E-06	2.00E-06	3.45E-06	5.85E-04	0.00E+00	
CHILD:	1.04E-06	1.63E-07	1.82E-06	1.93E-06	3.00E-06	6.04E-04	0.00E+00	
INFANT:	0.00E+00	0.00E+00	0.00E+00	0.00E+00	0.00E+00	0.00E+00	0.00E+00	

FOR PATHWAY: SALTWATER FISH - MATAGORDA BAY / GULF

	T.	BODY	GI-TRACT	BONE	LIVER	KIDNEY	THYROID	LUNG
ADULT:	1.31E-07	6.04E-08	1.60E-07	2.29E-07	3.93E-07	7.50E-05	0.00E+00	
TEEN:	1.29E-07	4.75E-08	1.72E-07	2.40E-07	4.13E-07	7.01E-05	0.00E+00	
CHILD:	1.24E-07	1.95E-08	2.17E-07	2.19E-07	3.59E-07	7.23E-05	0.00E+00	
INFANT:	0.00E+00	0.00E+00	0.00E+00	0.00E+00	0.00E+00	0.00E+00	0.00E+00	

FOR PATHWAY: SALTWATER INVERTEBRATES - COLORADO RIVER

	T.	BODY	GI-TRACT	BONE	LIVER	KIDNEY	THYROID	LUNG
ADULT:	1.30E-06	6.01E-07	1.59E-06	2.28E-06	3.90E-06	7.48E-04	0.00E+00	
TEEN:	1.18E-06	4.34E-07	1.57E-06	2.19E-06	3.78E-06	6.40E-04	0.00E+00	
CHILD:	1.23E-06	2.00E-07	2.24E-06	2.25E-06	3.69E-06	7.44E-04	0.00E+00	
INFANT:	0.00E+00	0.00E+00	0.00E+00	0.00E+00	0.00E+00	0.00E+00	0.00E+00	

FOR PATHWAY: SALTWATER INVERTEBRATES - MATAGORDA BAY / GULF

	T.	BODY	GI-TRACT	BONE	LIVER	KIDNEY	THYROID	LUNG
ADULT:	1.56E-07	7.19E-08	1.91E-07	2.73E-07	4.67E-07	8.93E-05	0.00E+00	
TEEN:	1.41E-07	5.20E-08	1.88E-07	2.63E-07	4.52E-07	7.66E-05	0.00E+00	
CHILD:	1.53E-07	2.40E-08	2.66E-07	2.69E-07	4.42E-07	8.91E-05	0.00E+00	
INFANT:	0.00E+00	0.00E+00	0.00E+00	0.00E+00	0.00E+00	0.00E+00	0.00E+00	

FOR PATHWAY: SHORELINE EXPOSURE - LITTLE ROBBINS SLOUGH

	T.	BODY	SKIN
ADULT:	5.52E-03	6.70E-08	
TEEN:	3.08E-07	3.74E-07	
CHILD:	6.44E-08	7.82E-08	
INFANT:	0.00E+00	0.00E+00	

FOR PATHWAY: SHORELINE EXPOSURE - COLORADO RIVER

	T.	BODY	SKIN
ADULT:	9.01E-09	1.09E-08	
TEEN:	5.03E-08	6.11E-08	
CHILD:	1.05E-08	1.28E-08	
INFANT:	0.00E+00	0.00E+00	

FOR PATHWAY: SHORELINE EXPOSURE - MATAGORDA BAY / GULF

	T.	BODY	SKIN
ADULT:	2.70E-09	3.26E-09	
TEEN:	1.51E-08	1.83E-08	
CHILD:	3.15E-09	3.92E-09	
INFANT:	0.00E+00	0.00E+00	

Table 4.7 Continued

INDIVIDUAL DOSE FACTORS FOR LIQUID EFFLUENTS -- FOR ISOTOPE : I132

FOR PATHWAY: FRESHWATER FISH - LITTLE ROBBINS SLOUGH

	T. BODY	GI-TRACT	BONE	LIVER	KIDNEY	THYROID	LUNG
ADULT:	7.57E-54	4.06E-54	8.09E-54	2.16E-53	3.45E-53	7.57E-52	0.00E+00
TEEN:	7.95E-54	9.65E-54	8.47E-54	2.22E-53	3.49E-53	7.47E-52	0.00E+00
CHILD:	8.85E-54	2.26E-53	1.05E-53	1.92E-53	2.94E-53	8.93E-52	0.00E+00
INFANT:	0.00E+00	0.00E+00	0.00E+00	0.00E+00	0.00E+00	0.00E+00	0.00E+00

FOR PATHWAY: SALTWATER FISH - COLORADO RIVER

	T. BODY	GI-TRACT	BONE	LIVER	KIDNEY	THYROID	LUNG
ADULT:	8.23E-55	4.42E-55	8.79E-55	2.35E-54	3.75E-54	8.23E-53	0.00E+00
TEEN:	8.65E-55	1.05E-54	9.21E-55	2.41E-54	3.80E-54	8.12E-53	0.00E+00
CHILD:	9.62E-55	2.46E-54	1.14E-54	2.09E-54	3.20E-54	9.71E-53	0.00E+00
INFANT:	0.00E+00	0.00E+00	0.00E+00	0.00E+00	0.00E+00	0.00E+00	0.00E+00

FOR PATHWAY: SALTWATER FISH - MATAGORDA BAY / GULF

	T. BODY	GI-TRACT	BONE	LIVER	KIDNEY	THYROID	LUNG
ADULT:	9.92E-56	5.32E-56	1.06E-55	2.83E-55	4.52E-55	9.92E-54	0.00E+00
TEEN:	1.04E-55	1.26E-55	1.11E-55	2.90E-55	4.57E-55	9.78E-54	0.00E+00
CHILD:	1.16E-55	2.97E-55	1.37E-55	2.52E-55	3.86E-55	1.17E-53	0.00E+00
INFANT:	0.00E+00	0.00E+00	0.00E+00	0.00E+00	0.00E+00	0.00E+00	0.00E+00

FOR PATHWAY: SALTWATER INVERTEBRATES - COLORADO RIVER

	T. BODY	GI-TRACT	BONE	LIVER	KIDNEY	THYROID	LUNG
ADULT:	9.80E-55	5.26E-55	1.05E-54	2.80E-54	4.46E-54	9.80E-53	0.00E+00
TEEN:	9.46E-55	1.15E-54	1.01E-54	2.64E-54	4.15E-54	8.98E-53	0.00E+00
CHILD:	1.19E-54	3.03E-54	1.40E-54	2.58E-54	3.95E-54	1.20E-52	0.00E+00
INFANT:	0.00E+00	0.00E+00	0.00E+00	0.00E+00	0.00E+00	0.00E+00	0.00E+00

FOR PATHWAY: SALTWATER INVERTEBRATES - MATAGORDA BAY / GULF

	T. BODY	GI-TRACT	BONE	LIVER	KIDNEY	THYROID	LUNG
ADULT:	1.16E-55	6.34E-56	1.26E-55	3.37E-55	5.38E-55	1.16E-53	0.00E+00
TEEN:	1.14E-55	1.38E-55	1.21E-55	3.19E-55	5.00E-55	1.07E-53	0.00E+00
CHILD:	1.43E-55	3.66E-55	1.69E-55	3.11E-55	4.75E-55	1.44E-53	0.00E+00
INFANT:	0.00E+00	0.00E+00	0.00E+00	0.00E+00	0.00E+00	0.00E+00	0.00E+00

FOR PATHWAY: SHORELINE EXPOSURE - LITTLE ROBBINS SLOUGH

	T. BODY	SKIN
ADULT:	5.55E-53	5.52E-53
TEEN:	3.10E-52	3.64E-52
CHILD:	6.47E-53	7.61E-53
INFANT:	0.00E+00	0.00E+00

FOR PATHWAY: SHORELINE EXPOSURE - COLORADO RIVER

	T. BODY	SKIN
ADULT:	9.05E-54	1.06E-53
TEEN:	5.05E-53	5.94E-53
CHILD:	1.06E-53	1.24E-53
INFANT:	0.00E+00	0.00E+00

FOR PATHWAY: SHORELINE EXPOSURE - MATAGORDA BAY / GULF

	T. BODY	SKIN
ADULT:	2.72E-54	3.21E-54
TEEN:	1.52E-53	1.79E-53
CHILD:	3.18E-54	3.74E-54
INFANT:	0.00E+00	0.00E+00

Table 4.7 Continued

INDIVIDUAL DOSE FACTORS FOR LIQUID EFFLUENTS -- FOR ISOTOPE : I133

FOR PATHWAY: FRESHWATER FISH - LITTLE ROBBINS SLOUGH

	T.	BODY	GI-TRACT	BONE	LIVER	KIDNEY	THYROID	LUNG
ADULT:	3.94E-12	1.16E-11	7.43E-12	1.29E-11	2.26E-11	1.90E-09	0.00E+00	0.00E+00
TEEN:	4.15E-12	1.03E-11	8.01E-12	1.36E-11	2.38E-11	1.90E-09	0.00E+00	0.00E+00
CHILD:	4.76E-12	5.07E-12	1.02E-11	1.26E-11	2.10E-11	2.34E-09	0.00E+00	0.00E+00
INFANT:	0.00E+00	0.00E+00	0.00E+00	0.00E+00	0.00E+00	0.00E+00	0.00E+00	0.00E+00

FOR PATHWAY: SALTWATER FISH - COLORADO RIVER

	T.	BODY	GI-TRACT	BONE	LIVER	KIDNEY	THYROID	LUNG
ADULT:	4.28E-13	1.26E-12	8.07E-13	1.40E-12	2.45E-12	2.06E-10	0.00E+00	0.00E+00
TEEN:	4.50E-13	1.12E-12	8.70E-13	1.48E-12	2.59E-12	2.06E-10	0.00E+00	0.00E+00
CHILD:	5.17E-13	5.51E-13	1.11E-12	1.37E-12	2.28E-12	2.54E-10	0.00E+00	0.00E+00
INFANT:	0.00E+00	0.00E+00	0.00E+00	0.00E+00	0.00E+00	0.00E+00	0.00E+00	0.00E+00

FOR PATHWAY: SALTWATER FISH - MATAGORDA BAY / GULF

	T.	BODY	GI-TRACT	BONE	LIVER	KIDNEY	THYROID	LUNG
ADULT:	5.15E-14	1.52E-13	9.71E-14	1.69E-13	2.95E-13	2.48E-11	0.00E+00	0.00E+00
TEEN:	5.42E-14	1.34E-13	1.05E-13	1.78E-13	3.11E-13	2.48E-11	0.00E+00	0.00E+00
CHILD:	6.22E-14	6.63E-14	1.33E-13	1.64E-13	2.74E-13	3.05E-11	0.00E+00	0.00E+00
INFANT:	0.00E+00	0.00E+00	0.00E+00	0.00E+00	0.00E+00	0.00E+00	0.00E+00	0.00E+00

FOR PATHWAY: SALTWATER INVERTEBRATES - COLORADO RIVER

	T.	BODY	GI-TRACT	BONE	LIVER	KIDNEY	THYROID	LUNG
ADULT:	5.09E-13	1.50E-12	9.61E-13	1.67E-12	2.92E-12	2.46E-10	0.00E+00	0.00E+00
TEEN:	4.92E-13	1.22E-12	9.52E-13	1.61E-12	2.83E-12	2.25E-10	0.00E+00	0.00E+00
CHILD:	6.37E-13	6.78E-13	1.36E-12	1.68E-12	2.81E-12	3.13E-10	0.00E+00	0.00E+00
INFANT:	0.00E+00	0.00E+00	0.00E+00	0.00E+00	0.00E+00	0.00E+00	0.00E+00	0.00E+00

FOR PATHWAY: SALTWATER INVERTEBRATES - MATAGORDA BAY / GULF

	T.	BODY	GI-TRACT	BONE	LIVER	KIDNEY	THYROID	LUNG
ADULT:	6.13E-14	1.81E-13	1.16E-13	2.01E-13	3.51E-13	2.95E-11	0.00E+00	0.00E+00
TEEN:	5.92E-14	1.47E-13	1.14E-13	1.94E-13	3.41E-13	2.71E-11	0.00E+00	0.00E+00
CHILD:	7.66E-14	8.16E-14	1.64E-13	2.03E-13	3.38E-13	3.76E-11	0.00E+00	0.00E+00
INFANT:	0.00E+00	0.00E+00	0.00E+00	0.00E+00	0.00E+00	0.00E+00	0.00E+00	0.00E+00

FOR PATHWAY: SHORELINE EXPOSURE - LITTLE ROBBINS SLOUGH

	T.	BODY	SKIN
ADULT:	2.83E-14	3.44E-14	
TEEN:	1.58E-13	1.92E-13	
CHILD:	3.30E-14	4.02E-14	
INFANT:	0.00E+00	0.00E+00	

FOR PATHWAY: SHORELINE EXPOSURE - COLORADO RIVER

	T.	BODY	SKIN
ADULT:	4.61E-15	5.61E-15	
TEEN:	2.57E-14	3.13E-14	
CHILD:	5.38E-15	6.54E-15	
INFANT:	0.00E+00	0.00E+00	

FOR PATHWAY: SHORELINE EXPOSURE - MATAGORDA BAY / GULF

	T.	BODY	SKIN
ADULT:	1.39E-15	1.69E-15	
TEEN:	7.74E-15	9.42E-15	
CHILD:	1.62E-15	1.97E-15	
INFANT:	0.00E+00	0.00E+00	

Table 4.7 Continued

INDIVIDUAL DOSE FACTORS FOR LIQUID EFFLUENTS -- FOR ISOTOPE : I134

FOR PATHWAY: FRESHWATER FISH - LITTLE ROBBINS SLOUGH

	T.	BODY	GI-TRACT	BONE	LIVER	KIDNEY	THYROID	LUNG
ADULT:	0.00E+00	0.00E+00	0.00E+00	0.00E+00	0.00E+00	0.00E+00	0.00E+00	0.00E+00
TEEN:	0.00E+00	0.00E+00	0.00E+00	0.00E+00	0.00E+00	0.00E+00	0.00E+00	0.00E+00
CHILD:	0.00E+00	0.00E+00	0.00E+00	0.00E+00	0.00E+00	0.00E+00	0.00E+00	0.00E+00
INFANT:	0.00E+00	0.00E+00	0.00E+00	0.00E+00	0.00E+00	0.00E+00	0.00E+00	0.00E+00

FOR PATHWAY: SALTWATER FISH - COLORADO RIVER

	T.	BODY	GI-TRACT	BONE	LIVER	KIDNEY	THYROID	LUNG
ADULT:	0.00E+00	0.00E+00	0.00E+00	0.00E+00	0.00E+00	0.00E+00	0.00E+00	0.00E+00
TEEN:	0.00E+00	0.00E+00	0.00E+00	0.00E+00	0.00E+00	0.00E+00	0.00E+00	0.00E+00
CHILD:	0.00E+00	0.00E+00	0.00E+00	0.00E+00	0.00E+00	0.00E+00	0.00E+00	0.00E+00
INFANT:	0.00E+00	0.00E+00	0.00E+00	0.00E+00	0.00E+00	0.00E+00	0.00E+00	0.00E+00

FOR PATHWAY: SALTWATER FISH - MATAGORDA BAY / GULF

	T.	BODY	GI-TRACT	BONE	LIVER	KIDNEY	THYROID	LUNG
ADULT:	0.00E+00	0.00E+00	0.00E+00	0.00E+00	0.00E+00	0.00E+00	0.00E+00	0.00E+00
TEEN:	0.00E+00	0.00E+00	0.00E+00	0.00E+00	0.00E+00	0.00E+00	0.00E+00	0.00E+00
CHILD:	0.00E+00	0.00E+00	0.00E+00	0.00E+00	0.00E+00	0.00E+00	0.00E+00	0.00E+00
INFANT:	0.00E+00	0.00E+00	0.00E+00	0.00E+00	0.00E+00	0.00E+00	0.00E+00	0.00E+00

FOR PATHWAY: SALTWATER INVERTARRATES - COLORADO RIVER

	T.	BODY	GI-TRACT	BONE	LIVER	KIDNEY	THYROID	LUNG
ADULT:	0.00E+00	0.00E+00	0.00E+00	0.00E+00	0.00E+00	0.00E+00	0.00E+00	0.00E+00
TEEN:	0.00E+00	0.00E+00	0.00E+00	0.00E+00	0.00E+00	0.00E+00	0.00E+00	0.00E+00
CHILD:	0.00E+00	0.00E+00	0.00E+00	0.00E+00	0.00E+00	0.00E+00	0.00E+00	0.00E+00
INFANT:	0.00E+00	0.00E+00	0.00E+00	0.00E+00	0.00E+00	0.00E+00	0.00E+00	0.00E+00

FOR PATHWAY: SALTWATER INVERTAERATES - MATAGORDA BAY / GULF

	T.	BODY	GI-TRACT	BONE	LIVER	KIDNEY	THYROID	LUNG
ADULT:	0.00E+00	0.00E+00	0.00E+00	0.00E+00	0.00E+00	0.00E+00	0.00E+00	0.00E+00
TEEN:	0.00E+00	0.00E+00	0.00E+00	0.00E+00	0.00E+00	0.00E+00	0.00E+00	0.00E+00
CHILD:	0.00E+00	0.00E+00	0.00E+00	0.00E+00	0.00E+00	0.00E+00	0.00E+00	0.00E+00
INFANT:	0.00E+00	0.00E+00	0.00E+00	0.00E+00	0.00E+00	0.00E+00	0.00E+00	0.00E+00

FOR PATHWAY: SHORELINE EXPOSURE - LITTLE ROBBINS SLOUGH

	T.	BODY	SKIN
ADULT:	0.00E+00	0.00E+00	
TEEN:	0.00E+00	0.00E+00	
CHILD:	0.00E+00	0.00E+00	
INFANT:	0.00E+00	0.00E+00	

FOR PATHWAY: SHORELINE EXPOSURE - COLORADO RIVER

	T.	BODY	SKIN
ADULT:	0.00E+00	0.00E+00	
TEEN:	0.00E+00	0.00E+00	
CHILD:	0.00E+00	0.00E+00	
INFANT:	0.00E+00	0.00E+00	

FOR PATHWAY: SHORELINE EXPOSURE - MATAGORDA BAY / GULF

	T.	BODY	SKIN
ADULT:	0.00E+00	0.00E+00	
TEEN:	0.00E+00	0.00E+00	
CHILD:	0.00E+00	0.00E+00	
INFANT:	0.00E+00	0.00E+00	

Table 4.7 Continued

INDIVIDUAL DOSE FACTORS FOR LIQUID EFFLUENTS -- FOR ISOTOPE : I135

FOR PATHWAY: FRESHWATER FISH - LITTLE ROBBINS SLOUGH

	T.	BODY	GI-TRACT	BONE	LIVER	KIDNEY	THYROID	LUNG
ADULT:	6.43E-24	1.97E-23	6.66E-24	1.74E-23	2.80E-23	1.15E-21	0.00E+00	0.00E+00
TEEN:	6.67E-24	1.99E-23	6.99E-24	1.80E-23	2.84E-23	1.16E-21	0.00E+00	0.00E+00
CHILD:	7.36E-24	1.19E-23	8.64E-24	1.56E-23	2.39E-23	1.38E-21	0.00E+00	0.00E+00
INFANT:	0.00E+00	0.00E+00	0.00E+00	0.00E+00	0.00E+00	0.00E+00	0.00E+00	0.00E+00

FOR PATHWAY: SALTWATER FISH - COLORADO RIVER

	T.	BODY	GI-TRACT	BONE	LIVER	KIDNEY	THYROID	LUNG
ADULT:	7.00E-25	2.14E-24	7.24E-25	1.90E-24	3.04E-24	1.25E-22	0.00E+00	0.00E+00
TEEN:	7.25E-25	2.17E-24	7.60E-25	1.96E-24	3.09E-24	1.26E-22	0.00E+00	0.00E+00
CHILD:	8.00E-25	1.29E-24	9.40E-25	1.69E-24	2.59E-24	1.50E-22	0.00E+00	0.00E+00
INFANT:	0.00E+00	0.00E+00	0.00E+00	0.00E+00	0.00E+00	0.00E+00	0.00E+00	0.00E+00

FOR PATHWAY: SALTWATER FISH - MATAGORDA BAY / GULF

	T.	BODY	GI-TRACT	BONE	LIVER	KIDNEY	THYROID	LUNG
ADULT:	8.41E-26	2.57E-25	8.70E-26	2.28E-25	3.65E-25	1.50E-23	0.00E+00	0.00E+00
TEEN:	8.71E-26	2.60E-25	9.13E-26	2.35E-25	3.71E-25	1.51E-23	0.00E+00	0.00E+00
CHILD:	9.62E-26	1.55E-25	1.13E-25	2.03E-25	3.12E-25	1.80E-23	0.00E+00	0.00E+00
INFANT:	0.00E+00	0.00E+00	0.00E+00	0.00E+00	0.00E+00	0.00E+00	0.00E+00	0.00E+00

FOR PATHWAY: SALTWATER INVERTEBRATES - COLORADO RIVER

	T.	BODY	GI-TRACT	BONE	LIVER	KIDNEY	THYROID	LUNG
ADULT:	8.33E-25	2.55E-24	8.62E-25	2.26E-24	3.62E-24	1.49E-22	0.00E+00	0.00E+00
TEEN:	7.93E-25	2.37E-24	8.31E-25	2.14E-24	3.38E-24	1.38E-22	0.00E+00	0.00E+00
CHILD:	9.86E-25	1.59E-24	1.16E-24	2.08E-24	3.20E-24	1.85E-22	0.00E+00	0.00E+00
INFANT:	0.00E+00	0.00E+00	0.00E+00	0.00E+00	0.00E+00	0.00E+00	0.00E+00	0.00E+00

FOR PATHWAY: SALTWATER INVERTEBRATES - MATAGORDA BAY / GULF

	T.	BODY	GI-TRACT	BONE	LIVER	KIDNEY	THYROID	LUNG
ADULT:	1.00E-25	3.06E-25	1.04E-25	2.71E-25	4.35E-25	1.79E-23	0.00E+00	0.00E+00
TEEN:	9.53E-26	2.85E-25	9.99E-26	2.57E-25	4.06E-25	1.65E-23	0.00E+00	0.00E+00
CHILD:	1.18E-25	1.91E-25	1.39E-25	2.50E-25	3.94E-25	2.22E-23	0.00E+00	0.00E+00
INFANT:	0.00E+00	0.00E+00	0.00E+00	0.00E+00	0.00E+00	0.00E+00	0.00E+00	0.00E+00

FOR PATHWAY: SHORELINE EXPOSURE - LITTLE ROBBINS SLOUGH

	T.	BODY	SKIN
ADULT:	4.69E-25	5.47E-25	
TEEN:	2.62E-24	3.05E-24	
CHILD:	5.47E-25	6.36E-25	
INFANT:	0.00E+00	0.00E+00	

FOR PATHWAY: SHORELINE EXPOSURE - COLORADO RIVER

	T.	BODY	SKIN
ADULT:	7.65E-26	8.92E-26	
TEEN:	4.27E-25	4.98E-25	
CHILD:	8.92E-26	1.04E-25	
INFANT:	0.00E+00	0.00E+00	

FOR PATHWAY: SHORELINE EXPOSURE - MATAGORDA BAY / GULF

	T.	BODY	SKIN
ADULT:	2.30E-26	2.68E-26	
TEEN:	1.28E-25	1.50E-25	
CHILD:	2.68E-26	3.13E-26	
INFANT:	0.00E+00	0.00E+00	

Table 4.7 Continued

INDIVIDUAL DOSE FACTORS FOR LIQUID EFFLUENTS -- FOR ISOTOPE : CS134

FOR PATHWAY: FRESHWATER FISH - LITTLE ROBBINS SLOUGH

	T. BODY	GI-TRACT	BONE	LIVER	KIDNEY	THYROID	LUNG
ADULT:	0.00E+00	0.00E+00	0.00E+00	0.00E+00	0.00E+00	0.00E+00	0.00E+00
TEEN:	0.00E+00	0.00E+00	0.00E+00	0.00E+00	0.00E+00	0.00E+00	0.00E+00
CHILD:	0.00E+00	0.00E+00	0.00E+00	0.00E+00	0.00E+00	0.00E+00	0.00E+00
INFANT:	0.00E+00	0.00E+00	0.00E+00	0.00E+00	0.00E+00	0.00E+00	0.00E+00

FOR PATHWAY: SALTWATER FISH - COLORADO RIVER

	T. BODY	GI-TRACT	BONE	LIVER	KIDNEY	THYROID	LUNG
ADULT:	3.81E-02	8.17E-04	1.96E-02	4.67E-02	1.51E-02	0.00E+00	5.01E-03
TEEN:	2.20E-02	5.89E-04	2.01E-02	4.73E-02	1.50E-02	0.00E+00	5.74E-03
CHILD:	8.39E-03	2.14E-04	2.42E-02	3.98E-02	1.23E-02	0.00E+00	4.42E-03
INFANT:	0.00E+00	0.00E+00	0.00E+00	0.00E+00	0.00E+00	0.00E+00	0.00E+00

FOR PATHWAY: SALTWATER FISH - MATAGORDA BAY / GULF

	T. BODY	GI-TRACT	BONE	LIVER	KIDNEY	THYROID	LUNG
ADULT:	3.81E-03	8.17E-05	1.96E-03	4.67E-03	1.51E-03	0.00E+00	5.01E-04
TEEN:	2.20E-03	5.89E-05	2.01E-03	4.73E-03	1.50E-03	0.00E+00	5.74E-04
CHILD:	8.39E-04	2.14E-05	2.42E-03	3.98E-03	1.23E-03	0.00E+00	4.42E-04
INFANT:	0.00E+00	0.00E+00	0.00E+00	0.00E+00	0.00E+00	0.00E+00	0.00E+00

FOR PATHWAY: SALTWATER INVERTEBRATES - COLORADO RIVER

	T. BODY	GI-TRACT	BONE	LIVER	KIDNEY	THYROID	LUNG
ADULT:	5.68E-03	1.22E-04	2.92E-03	6.94E-03	2.25E-03	0.00E+00	7.46E-04
TEEN:	3.00E-03	8.05E-05	2.75E-03	6.47E-03	2.06E-03	0.00E+00	7.85E-04
CHILD:	1.29E-03	3.30E-05	3.73E-03	6.13E-03	1.90E-03	0.00E+00	6.81E-04
INFANT:	0.00E+00	0.00E+00	0.00E+00	0.00E+00	0.00E+00	0.00E+00	0.00E+00

FOR PATHWAY: SALTWATER INVERTEBRATES - MATAGORDA BAY / GULF

	T. BODY	GI-TRACT	BONE	LIVER	KIDNEY	THYROID	LUNG
ADULT:	5.68E-04	1.22E-05	2.92E-04	6.94E-04	2.25E-04	0.00E+00	7.46E-05
TEEN:	3.00E-04	8.05E-06	2.75E-04	6.47E-04	2.06E-04	0.00E+00	7.85E-05
CHILD:	1.29E-04	3.30E-06	3.73E-04	6.13E-04	1.90E-04	0.00E+00	6.81E-05
INFANT:	0.00E+00	0.00E+00	0.00E+00	0.00E+00	0.00E+00	0.00E+00	0.00E+00

FOR PATHWAY: SHORELINE EXPOSURE - LITTLE ROBBINS SLOUGH

	T. BODY	SKIN
ADULT:	0.00E+00	0.00E+00
TEEN:	0.00E+00	0.00E+00
CHILD:	0.00E+00	0.00E+00
INFANT:	0.00E+00	0.00E+00

FOR PATHWAY: SHORELINE EXPOSURE - COLORADO RIVER

	T. BODY	SKIN
ADULT:	8.09E-04	9.44E-04
TEEN:	4.52E-03	5.27E-03
CHILD:	9.44E-04	1.10E-03
INFANT:	0.00E+00	0.00E+00

FOR PATHWAY: SHORELINE EXPOSURE - MATAGORDA BAY / GULF

	T. BODY	SKIN
ADULT:	2.02E-04	2.36E-04
TEEN:	1.13E-03	1.32E-03
CHILD:	2.36E-04	2.75E-04
INFANT:	0.00E+00	0.00E+00

Table 4.7 Continued

INDIVIDUAL DOSE FACTORS FOR LIQUID EFFLUENTS -- FOR ISOTOPE : CS136

FOR PATHWAY: FRESHWATER FISH - LITTLE ROBBINS SLOUGH

	T. BODY	GI-TRACT	BONE	LIVER	KIDNEY	THYROID	LUNG
ADULT:	0.00E+00	0.00E+00	0.00E+00	0.00E+00	0.00E+00	0.00E+00	0.00E+00
TEEN:	0.00E+00	0.00E+00	0.00E+00	0.00E+00	0.00E+00	0.00E+00	0.00E+00
CHILD:	0.00E+00	0.00E+00	0.00E+00	0.00E+00	0.00E+00	0.00E+00	0.00E+00
INFANT:	0.00E+00	0.00E+00	0.00E+00	0.00E+00	0.00E+00	0.00E+00	0.00E+00

FOR PATHWAY: SALTWATER FISH - COLORADO RIVER

	T. BODY	GI-TRACT	BONE	LIVER	KIDNEY	THYROID	LUNG
ADULT:	6.26E-05	9.89E-06	2.20E-05	8.70E-05	4.84E-05	0.00E+00	6.64E-06
TEEN:	5.86E-05	7.02E-06	2.22E-05	8.72E-05	4.75E-05	0.00E+00	7.48E-06
CHILD:	4.65E-05	2.53E-06	2.61E-05	7.19E-05	3.83E-05	0.00E+00	5.71E-06
INFANT:	0.00E+00	0.00E+00	0.00E+00	0.00E+00	0.00E+00	0.00E+00	0.00E+00

FOR PATHWAY: SALTWATER FISH - MATAGORDA BAY / GULF

	T. BODY	GI-TRACT	BONE	LIVER	KIDNEY	THYROID	LUNG
ADULT:	6.26E-06	9.89E-07	2.20E-06	8.70E-06	4.84E-06	0.00E+00	6.64E-07
TEEN:	5.86E-06	7.02E-07	2.22E-06	8.72E-06	4.75E-06	0.00E+00	7.48E-07
CHILD:	4.65E-06	2.53E-07	2.61E-06	7.19E-06	3.83E-06	0.00E+00	5.71E-07
INFANT:	0.00E+00	0.00E+00	0.00E+00	0.00E+00	0.00E+00	0.00E+00	0.00E+00

FOR PATHWAY: SALTWATER INVERTEBRATES - COLORADO RIVER

	T. BODY	GI-TRACT	BONE	LIVER	KIDNEY	THYROID	LUNG
ADULT:	9.32E-06	1.47E-06	3.28E-06	1.29E-05	7.20E-06	0.00E+00	9.87E-07
TEEN:	8.01E-06	9.59E-07	3.03E-06	1.19E-05	6.49E-06	0.00E+00	1.02E-06
CHILD:	7.16E-06	3.89E-07	4.03E-06	1.11E-05	5.89E-06	0.00E+00	8.79E-07
INFANT:	0.00E+00	0.00E+00	0.00E+00	0.00E+00	0.00E+00	0.00E+00	0.00E+00

FOR PATHWAY: SALTWATER INVERTEBRATES - MATAGORDA BAY / GULF

	T. BODY	GI-TRACT	BONE	LIVER	KIDNEY	THYROID	LUNG
ADULT:	9.32E-07	1.47E-07	3.28E-07	1.29E-06	7.20E-07	0.00E+00	9.87E-08
TEEN:	8.01E-07	9.59E-08	3.03E-07	1.19E-06	6.49E-07	0.00E+00	1.02E-07
CHILD:	7.16E-07	3.89E-08	4.03E-07	1.11E-06	5.89E-07	0.00E+00	8.79E-08
INFANT:	0.00E+00	0.00E+00	0.00E+00	0.00E+00	0.00E+00	0.00E+00	0.00E+00

FOR PATHWAY: SHORELINE EXPOSURE - LITTLE ROBBINS SLOUGH

	T. BODY	SKIN
ADULT:	0.00E+00	0.00E+00
TEEN:	0.00E+00	0.00E+00
CHILD:	0.00E+00	0.00E+00
INFANT:	0.00E+00	0.00E+00

FOR PATHWAY: SHORELINE EXPOSURE - COLORADO RIVER

	T. BODY	SKIN
ADULT:	1.99E-07	2.25E-07
TEEN:	1.11E-06	1.26E-06
CHILD:	2.32E-07	2.63E-07
INFANT:	0.00E+00	0.00E+00

FOR PATHWAY: SHORELINE EXPOSURE - MATAGORDA BAY / GULF

	T. BODY	SKIN
ADULT:	4.97E-08	5.63E-08
TEEN:	2.77E-07	3.14E-07
CHILD:	5.79E-08	5.57E-08
INFANT:	0.00E+00	0.00E+00

Table 4.7 Continued

INDIVIDUAL DOSE FACTORS FOR LIQUID EFFLUENTS -- FOR ISOTOPE : CS137

FOR PATHWAY: FRESHWATER FISH - LITTLE ROBBINS SLOUGH

	T.	BODY	GI-TRACT	BONE	LIVER	KIDNEY	THYROID	LUNG
ADULT:	0.00E+00	0.00E+00	0.00E+00	0.00E+00	0.00E+00	0.00E+00	0.00E+00	0.00E+00
TEEN:	0.00E+00	0.00E+00	0.00E+00	0.00E+00	0.00E+00	0.00E+00	0.00E+00	0.00E+00
CHILD:	0.00E+00	0.00E+00	0.00E+00	0.00E+00	0.00E+00	0.00E+00	0.00E+00	0.00E+00
INFANT:	0.00E+00	0.00E+00	0.00E+00	0.00E+00	0.00E+00	0.00E+00	0.00E+00	0.00E+00

FOR PATHWAY: SALTWATER FISH - COLORADO RIVER

	T.	BODY	GI-TRACT	BONE	LIVER	KIDNEY	THYROID	LUNG
ADULT:	7.01E-02	2.07E-03	7.83E-02	1.07E-01	3.63E-02	0.00E+00	1.21E-02	
TEEN:	3.88E-02	1.59E-03	8.38E-02	1.11E-01	3.79E-02	0.00E+00	1.47E-02	
CHILD:	1.49E-02	6.32E-04	1.06E-01	1.01E-01	3.29E-02	0.00E+00	1.18E-02	
INFANT:	0.00E+00	0.00E+00	0.00E+00	0.00E+00	0.00E+00	0.00E+00	0.00E+00	

FOR PATHWAY: SALTWATER FISH - MATAGORDA BAY / GULF

	T.	BODY	GI-TRACT	BONE	LIVER	KIDNEY	THYROID	LUNG
ADULT:	7.01E-03	2.07E-04	7.83E-03	1.07E-02	3.63E-03	0.00E+00	1.21E-03	
TEEN:	3.88E-03	1.59E-04	8.38E-03	1.11E-02	3.79E-03	0.00E+00	1.47E-03	
CHILD:	1.49E-03	6.32E-05	1.06E-02	1.01E-02	3.29E-03	0.00E+00	1.18E-03	
INFANT:	0.00E+00	0.00E+00	0.00E+00	0.00E+00	0.00E+00	0.00E+00	0.00E+00	

FOR PATHWAY: SALTWATER INVERTEBRATES - COLORADO RIVER

	T.	BODY	GI-TRACT	BONE	LIVER	KIDNEY	THYROID	LUNG
ADULT:	1.04E-02	3.08E-04	1.16E-02	1.59E-02	5.41E-03	0.00E+00	1.80E-03	
TEEN:	5.31E-03	2.17E-04	1.15E-02	1.52E-02	5.19E-03	0.00E+00	2.02E-03	
CHILD:	2.30E-03	9.74E-05	1.62E-02	1.56E-02	5.07E-03	0.00E+00	1.82E-03	
INFANT:	0.00E+00	0.00E+00	0.00E+00	0.00E+00	0.00E+00	0.00E+00	0.00E+00	

FOR PATHWAY: SALTWATER INVERTEBRATES - MATAGORDA BAY / GULF

	T.	BODY	GI-TRACT	BONE	LIVER	KIDNEY	THYROID	LUNG
ADULT:	1.04E-03	3.08E-05	1.16E-03	1.59E-03	5.41E-04	0.00E+00	1.80E-04	
TEEN:	5.31E-04	2.17E-05	1.15E-03	1.52E-03	5.19E-04	0.00E+00	2.02E-04	
CHILD:	2.30E-04	9.74E-06	1.62E-03	1.56E-03	5.07E-04	0.00E+00	1.82E-04	
INFANT:	0.00E+00	0.00E+00	0.00E+00	0.00E+00	0.00E+00	0.00E+00	0.00E+00	

FOR PATHWAY: SHORELINE EXPOSURE - LITTLE ROBBINS SLOUGH

	T.	BODY	SKIN
ADULT:	0.00E+00	0.00E+00	
TEEN:	0.00E+00	0.00E+00	
CHILD:	0.00E+00	0.00E+00	
INFANT:	0.00E+00	0.00E+00	

FOR PATHWAY: SHORELINE EXPOSURE - COLORADO RIVER

	T.	BODY	SKIN
ADULT:	3.78E-03	4.41E-03	
TEEN:	2.11E-02	2.46E-02	
CHILD:	4.41E-03	5.15E-03	
INFANT:	0.00E+00	0.00E+00	

FOR PATHWAY: SHORELINE EXPOSURE - MATAGORDA BAY / GULF

	T.	BODY	SKIN
ADULT:	9.45E-04	1.10E-03	
TEEN:	5.28E-03	6.16E-03	
CHILD:	1.10E-03	1.29E-03	
INFANT:	0.00E+00	0.00E+00	

Table 4.7 Continued

INDIVIDUAL DOSE FACTORS FOR LIQUID EFFLUENTS -- FOR ISOTOPE : CS138

FOR PATHWAY: FRESHWATER FISH - LITTLE ROBBINS SLOUGH

	T.	BODY	GI-TRACT	BONE	LIVER	KIDNEY	THYROID	LUNG
ADULT:	0.00E+00	0.00E+00	0.00E+00	0.00E+00	0.00E+00	0.00E+00	0.00E+00	0.00E+00
TEEN:	0.00E+00	0.00E+00	0.00E+00	0.00E+00	0.00E+00	0.00E+00	0.00E+00	0.00E+00
CHILD:	0.00E+00	0.00E+00	0.00E+00	0.00E+00	0.00E+00	0.00E+00	0.00E+00	0.00E+00
INFANT:	0.00E+00	0.00E+00	0.00E+00	0.00E+00	0.00E+00	0.00E+00	0.00E+00	0.00E+00

FOR PATHWAY: SALTWATER FISH - COLORADO RIVER

	T.	BODY	GI-TRACT	BONE	LIVER	KIDNEY	THYROID	LUNG
ADULT:	0.00E+00	0.00E+00	0.00E+00	0.00E+00	0.00E+00	0.00E+00	0.00E+00	0.00E+00
TEEN:	0.00E+00	0.00E+00	0.00E+00	0.00E+00	0.00E+00	0.00E+00	0.00E+00	0.00E+00
CHILD:	0.00E+00	0.00E+00	0.00E+00	0.00E+00	0.00E+00	0.00E+00	0.00E+00	0.00E+00
INFANT:	0.00E+00	0.00E+00	0.00E+00	0.00E+00	0.00E+00	0.00E+00	0.00E+00	0.00E+00

FOR PATHWAY: SALTWATER FISH - MATAGORDA BAY / GULF

	T.	BODY	GI-TRACT	BONE	LIVER	KIDNEY	THYROID	LUNG
ADULT:	0.00E+00	0.00E+00	0.00E+00	0.00E+00	0.00E+00	0.00E+00	0.00E+00	0.00E+00
TEEN:	0.00E+00	0.00E+00	0.00E+00	0.00E+00	0.00E+00	0.00E+00	0.00E+00	0.00E+00
CHILD:	0.00E+00	0.00E+00	0.00E+00	0.00E+00	0.00E+00	0.00E+00	0.00E+00	0.00E+00
INFANT:	0.00E+00	0.00E+00	0.00E+00	0.00E+00	0.00E+00	0.00E+00	0.00E+00	0.00E+00

FOR PATHWAY: SALTWATER INVERTEBRATES - COLORADO RIVER

	T.	BODY	GI-TRACT	BONE	LIVER	KIDNEY	THYROID	LUNG
ADULT:	0.00E+00	0.00E+00	0.00E+00	0.00E+00	0.00E+00	0.00E+00	0.00E+00	0.00E+00
TEEN:	0.00E+00	0.00E+00	0.00E+00	0.00E+00	0.00E+00	0.00E+00	0.00E+00	0.00E+00
CHILD:	0.00E+00	0.00E+00	0.00E+00	0.00E+00	0.00E+00	0.00E+00	0.00E+00	0.00E+00
INFANT:	0.00E+00	0.00E+00	0.00E+00	0.00E+00	0.00E+00	0.00E+00	0.00E+00	0.00E+00

FOR PATHWAY: SALTWATER INVERTEBRATES - MATAGORDA BAY / GULF

	T.	BODY	GI-TRACT	BONE	LIVER	KIDNEY	THYROID	LUNG
ADULT:	0.00E+00	0.00E+00	0.00E+00	0.00E+00	0.00E+00	0.00E+00	0.00E+00	0.00E+00
TEEN:	0.00E+00	0.00E+00	0.00E+00	0.00E+00	0.00E+00	0.00E+00	0.00E+00	0.00E+00
CHILD:	0.00E+00	0.00E+00	0.00E+00	0.00E+00	0.00E+00	0.00E+00	0.00E+00	0.00E+00
INFANT:	0.00E+00	0.00E+00	0.00E+00	0.00E+00	0.00E+00	0.00E+00	0.00E+00	0.00E+00

FOR PATHWAY: SHORELINE EXPOSURE - LITTLE ROBBINS SLOUGH

	T.	BODY	SKIN
ADULT:	0.00E+00	0.00E+00	
TEEN:	0.00E+00	0.00E+00	
CHILD:	0.00E+00	0.00E+00	
INFANT:	0.00E+00	0.00E+00	

FOR PATHWAY: SHORELINE EXPOSURE - COLORADO RIVER

	T.	BODY	SKIN
ADULT:	0.00E+00	0.00E+00	
TEEN:	0.00E+00	0.00E+00	
CHILD:	0.00E+00	0.00E+00	
INFANT:	0.00E+00	0.00E+00	

FOR PATHWAY: SHORELINE EXPOSURE - MATAGORDA BAY / GULF

	T.	BODY	SKIN
ADULT:	0.00E+00	0.00E+00	
TEEN:	0.00E+00	0.00E+00	
CHILD:	0.00E+00	0.00E+00	
INFANT:	0.00E+00	0.00E+00	

Table 4.7 Continued

INDIVIDUAL DOSE FACTORS FOR LIQUID EFFLUENTS -- FOR ISOTOPE : BA139

FOR PATHWAY: FRESHWATER FISH - LITTLE ROBBINS SLOUGH

	T.	BODY	GI-TRACT	BONE	LIVER	KIDNEY	THYROID	LUNG
ADULT:	1.61E-87	9.76E-86	5.50E-86	3.92E-89	3.66E-89	0.00E+00	2.22E-89	
TEEN:	1.75E-87	5.36E-85	6.01E-86	4.23E-89	3.99E-89	0.00E+00	2.91E-89	
CHILD:	2.24E-87	4.46E-84	7.72E-86	4.12E-89	3.60E-89	0.00E+00	2.42E-89	
INFANT:	0.00E+00	0.00E+00	0.00E+00	0.00E+00	0.00E+00	0.00E+00	0.00E+00	

FOR PATHWAY: SALTWATER FISH - COLORADO RIVER

	T.	BODY	GI-TRACT	BONE	LIVER	KIDNEY	THYROID	LUNG
ADULT:	6.57E-88	3.98E-86	2.24E-86	1.60E-89	1.49E-89	0.00E+00	9.07E-90	
TEEN:	7.14E-88	2.19E-85	2.45E-86	1.72E-89	1.63E-89	0.00E+00	1.19E-89	
CHILD:	9.12E-88	1.82E-84	3.15E-86	1.68E-89	1.47E-89	0.00E+00	9.88E-90	
INFANT:	0.00E+00	0.00E+00	0.00E+00	0.00E+00	0.00E+00	0.00E+00	0.00E+00	

FOR PATHWAY: SALTWATER FISH - MATAGORDA BAY / GULF

	T.	BODY	GI-TRACT	BONE	LIVER	KIDNEY	THYROID	LUNG
ADULT:	7.89E-89	4.78E-87	2.70E-87	1.92E-90	1.80E-90	0.00E+00	1.09E-90	
TEEN:	8.57E-89	2.63E-86	2.94E-87	2.07E-90	1.95E-90	0.00E+00	1.43E-90	
CHILD:	1.10E-88	2.18E-85	3.78E-87	2.02E-90	1.76E-90	0.00E+00	1.19E-90	
INFANT:	0.00E+00	0.00E+00	0.00E+00	0.00E+00	0.00E+00	0.00E+00	0.00E+00	

FOR PATHWAY: SALTWATER INVERTEBRATES - COLORADO RIVER

	T.	BODY	GI-TRACT	BONE	LIVER	KIDNEY	THYROID	LUNG
ADULT:	1.56E-87	9.47E-86	5.34E-86	3.81E-89	3.56E-89	0.00E+00	2.16E-89	
TEEN:	1.56E-87	4.78E-85	5.36E-86	3.77E-89	3.55E-89	0.00E+00	2.60E-89	
CHILD:	2.25E-87	4.48E-84	7.75E-86	4.14E-89	3.61E-89	0.00E+00	2.43E-89	
INFANT:	0.00E+00	0.00E+00	0.00E+00	0.00E+00	0.00E+00	0.00E+00	0.00E+00	

FOR PATHWAY: SALTWATER INVERTEBRATES - MATAGORDA BAY / GULF

	T.	BODY	GI-TRACT	BONE	LIVER	KIDNEY	THYROID	LUNG
ADULT:	1.88E-88	1.14E-86	6.42E-87	4.57E-90	4.27E-90	0.00E+00	2.59E-90	
TEEN:	1.88E-88	5.74E-86	6.44E-87	4.53E-90	4.27E-90	0.00E+00	3.12E-90	
CHILD:	2.70E-88	5.38E-85	9.31E-87	4.97E-90	4.34E-90	0.00E+00	2.92E-90	
INFANT:	0.00E+00	0.00E+00	0.00E+00	0.00E+00	0.00E+00	0.00E+00	0.00E+00	

FOR PATHWAY: SHORELINE EXPOSURE - LITTLE ROBBINS SLOUGH

	T.	BODY	SKIN
ADULT:	2.92E-83	3.28E-83	
TEEN:	1.63E-82	1.83E-82	
CHILD:	3.41E-83	3.83E-83	
INFANT:	0.00E+00	0.00E+00	

FOR PATHWAY: SHORELINE EXPOSURE - COLORADO RIVER

	T.	BODY	SKIN
ADULT:	4.76E-84	5.36E-84	
TEEN:	2.66E-83	2.99E-83	
CHILD:	5.55E-84	6.25E-84	
INFANT:	0.00E+00	0.00E+00	

FOR PATHWAY: SHORELINE EXPOSURE - MATAGORDA BAY / GULF

	T.	BODY	SKIN
ADULT:	1.43E-84	1.61E-84	
TEEN:	7.98E-84	8.98E-84	
CHILD:	1.67E-84	1.88E-84	
INFANT:	0.00E+00	0.00E+00	

Table 4.7 Continued

INDIVIDUAL DOSE FACTORS FOR LIQUID EFFLUENTS -- FOR ISOTOPE : BA140

FOR PATHWAY: FRESHWATER FISH - LITTLE ROBBINS SLOUGH

	T.	BODY	GI-TRACT	BONE	LIVER	KIDNEY	THYROID	LUNG
ADULT:	2.69E-06	8.46E-05	4.11E-05	5.16E-08	1.75E-08	0.00E+00	2.95E-08	
TEEN:	2.82E-06	6.75E-05	4.38E-05	5.36E-08	1.82E-08	0.00E+00	3.61E-08	
CHILD:	3.22E-06	2.90E-05	5.52E-05	4.84E-08	1.58E-08	0.00E+00	2.89E-08	
INFANT:	0.00E+00	0.00E+00	0.00E+00	0.00E+00	0.00E+00	0.00E+00	0.00E+00	

FOR PATHWAY: SALTWATER FISH - COLORADO RIVER

	T.	BODY	GI-TRACT	BONE	LIVER	KIDNEY	THYROID	LUNG
ADULT:	1.10E-06	3.44E-05	1.67E-05	2.10E-08	7.14E-09	0.00E+00	1.20E-08	
TEEN:	1.15E-06	2.75E-05	1.78E-05	2.18E-08	7.41E-09	0.00E+00	1.47E-08	
CHILD:	1.31E-06	1.14E-05	2.25E-05	1.97E-08	6.42E-09	0.00E+00	1.17E-08	
INFANT:	0.00E+00	0.00E+00	0.00E+00	0.00E+00	0.00E+00	0.00E+00	0.00E+00	

FOR PATHWAY: SALTWATER FISH - MATAGORDA BAY / GULF

	T.	BODY	GI-TRACT	BONE	LIVER	KIDNEY	THYROID	LUNG
ADULT:	1.32E-07	4.14E-06	2.01E-06	2.53E-09	8.60E-10	0.00E+00	1.45E-09	
TEEN:	1.38E-07	3.31E-06	2.15E-06	2.63E-09	8.91E-10	0.00E+00	1.77E-09	
CHILD:	1.58E-07	1.37E-06	2.71E-06	2.37E-09	7.72E-10	0.00E+00	1.41E-09	
INFANT:	0.00E+00	0.00E+00	0.00E+00	0.00E+00	0.00E+00	0.00E+00	0.00E+00	

FOR PATHWAY: SALTWATER INVERTEBRATES - COLORADO RIVER

	T.	BODY	GI-TRACT	BONE	LIVER	KIDNEY	THYROID	LUNG
ADULT:	2.81E-06	8.20E-05	3.90E-05	5.00E-08	1.70E-08	0.00E+00	2.86E-08	
TEEN:	2.51E-06	6.01E-05	3.96E-05	4.78E-08	1.62E-08	0.00E+00	3.21E-08	
CHILD:	3.22E-06	2.81E-05	5.54E-05	4.86E-08	1.58E-08	0.00E+00	2.89E-08	
INFANT:	0.00E+00	0.00E+00	0.00E+00	0.00E+00	0.00E+00	0.00E+00	0.00E+00	

FOR PATHWAY: SALTWATER INVERTEBRATES - MATAGORDA BAY / GULF

	T.	BODY	GI-TRACT	BONE	LIVER	KIDNEY	THYROID	LUNG
ADULT:	3.14E-07	9.87E-06	4.79E-06	6.02E-09	2.05E-09	0.00E+00	3.45E-09	
TEEN:	3.02E-07	7.24E-06	4.69E-06	5.75E-09	1.95E-09	0.00E+00	3.97E-09	
CHILD:	3.89E-07	3.38E-06	6.67E-06	5.84E-09	1.90E-09	0.00E+00	3.48E-09	
INFANT:	0.00E+00	0.00E+00	0.00E+00	0.00E+00	0.00E+00	0.00E+00	0.00E+00	

FOR PATHWAY: SHORELINE EXPOSURE - LITTLE ROBBINS SLOUGH

	T.	BODY	SKIN
ADULT:	1.64E-07	1.37E-07	
TEEN:	9.15E-07	1.05E-06	
CHILD:	1.91E-07	2.19E-07	
INFANT:	0.00E+00	0.00E+00	

FOR PATHWAY: SHORELINE EXPOSURE - COLORADO RIVER

	T.	BODY	SKIN
ADULT:	2.67E-08	3.05E-08	
TEEN:	1.49E-07	1.70E-07	
CHILD:	3.11E-08	3.56E-08	
INFANT:	0.00E+00	0.00E+00	

FOR PATHWAY: SHORELINE EXPOSURE - MATAGORDA BAY / GULF

	T.	BODY	SKIN
ADULT:	8.03E-09	9.18E-09	
TEEN:	4.48E-08	5.13E-08	
CHILD:	9.37E-09	1.07E-08	
INFANT:	0.00E+00	0.00E+00	

Table 4.7 Continued

INDIVIDUAL DOSE FACTORS FOR LIQUID EFFLUENTS -- FOR ISOTOPE : BA141

FOR PATHWAY: FRESHWATER FISH - LITTLE ROBBINS SLOUGH

	T.	BODY	GI-TRACT	BONE	LIVER	KIDNEY	THYROID	LUNG
ADULT:	0.00E+00	0.00E+00	0.00E+00	0.00E+00	0.00E+00	0.00E+00	0.00E+00	0.00E+00
TEEN:	0.00E+00	0.00E+00	0.00E+00	0.00E+00	0.00E+00	0.00E+00	0.00E+00	0.00E+00
CHILD:	0.00E+00	0.00E+00	0.00E+00	0.00E+00	0.00E+00	0.00E+00	0.00E+00	0.00E+00
INFANT:	0.00E+00	0.00E+00	0.00E+00	0.00E+00	0.00E+00	0.00E+00	0.00E+00	0.00E+00

FOR PATHWAY: SALTWATER FISH - COLORADO RIVER

	T.	BODY	GI-TRACT	BONE	LIVER	KIDNEY	THYROID	LUNG
ADULT:	0.00E+00	0.00E+00	0.00E+00	0.00E+00	0.00E+00	0.00E+00	0.00E+00	0.00E+00
TEEN:	0.00E+00	0.00E+00	0.00E+00	0.00E+00	0.00E+00	0.00E+00	0.00E+00	0.00E+00
CHILD:	0.00E+00	0.00E+00	0.00E+00	0.00E+00	0.00E+00	0.00E+00	0.00E+00	0.00E+00
INFANT:	0.00E+00	0.00E+00	0.00E+00	0.00E+00	0.00E+00	0.00E+00	0.00E+00	0.00E+00

FOR PATHWAY: SALTWATER FISH - MATAGORDA BAY / GULF

	T.	BODY	GI-TRACT	BONE	LIVER	KIDNEY	THYROID	LUNG
ADULT:	0.00E+00	0.00E+00	0.00E+00	0.00E+00	0.00E+00	0.00E+00	0.00E+00	0.00E+00
TEEN:	0.00E+00	0.00E+00	0.00E+00	0.00E+00	0.00E+00	0.00E+00	0.00E+00	0.00E+00
CHILD:	0.00E+00	0.00E+00	0.00E+00	0.00E+00	0.00E+00	0.00E+00	0.00E+00	0.00E+00
INFANT:	0.00E+00	0.00E+00	0.00E+00	0.00E+00	0.00E+00	0.00E+00	0.00E+00	0.00E+00

FOR PATHWAY: SALTWATER INVERTEBRATES - COLORADO RIVER

	T.	BODY	GI-TRACT	BONE	LIVER	KIDNEY	THYROID	LUNG
ADULT:	0.00E+00	0.00E+00	0.00E+00	0.00E+00	0.00E+00	0.00E+00	0.00E+00	0.00E+00
TEEN:	0.00E+00	0.00E+00	0.00E+00	0.00E+00	0.00E+00	0.00E+00	0.00E+00	0.00E+00
CHILD:	0.00E+00	0.00E+00	0.00E+00	0.00E+00	0.00E+00	0.00E+00	0.00E+00	0.00E+00
INFANT:	0.00E+00	0.00E+00	0.00E+00	0.00E+00	0.00E+00	0.00E+00	0.00E+00	0.00E+00

FOR PATHWAY: SALTWATER INVERTEBRATES - MATAGORDA BAY / GULF

	T.	BODY	GI-TRACT	BONE	LIVER	KIDNEY	THYROID	LUNG
ADULT:	0.00E+00	0.00E+00	0.00E+00	0.00E+00	0.00E+00	0.00E+00	0.00E+00	0.00E+00
TEEN:	0.00E+00	0.00E+00	0.00E+00	0.00E+00	0.00E+00	0.00E+00	0.00E+00	0.00E+00
CHILD:	0.00E+00	0.00E+00	0.00E+00	0.00E+00	0.00E+00	0.00E+00	0.00E+00	0.00E+00
INFANT:	0.00E+00	0.00E+00	0.00E+00	0.00E+00	0.00E+00	0.00E+00	0.00E+00	0.00E+00

FOR PATHWAY: SHORELINE EXPOSURE - LITTLE ROBBINS SLOUGH

	T.	BODY	SKIN
ADULT:	0.00E+00	0.00E+00	0.00E+00
TEEN:	0.00E+00	0.00E+00	0.00E+00
CHILD:	0.00E+00	0.00E+00	0.00E+00
INFANT:	0.00E+00	0.00E+00	0.00E+00

FOR PATHWAY: SHORELINE EXPOSURE - COLORADO RIVER

	T.	BODY	SKIN
ADULT:	0.00E+00	0.00E+00	0.00E+00
TEEN:	0.00E+00	0.00E+00	0.00E+00
CHILD:	0.00E+00	0.00E+00	0.00E+00
INFANT:	0.00E+00	0.00E+00	0.00E+00

FOR PATHWAY: SHORELINE EXPOSURE - MATAGORDA BAY / GULF

	T.	BODY	SKIN
ADULT:	0.00E+00	0.00E+00	0.00E+00
TEEN:	0.00E+00	0.00E+00	0.00E+00
CHILD:	0.00E+00	0.00E+00	0.00E+00
INFANT:	0.00E+00	0.00E+00	0.00E+00

Table 4.7 Continued

INDIVIDUAL DOSE FACTORS FOR LIQUID EFFLUENTS -- FOR ISOTOPE : BA142

FOR PATHWAY: FRESHWATER FISH - LITTLE ROBBINS SLOUGH

	T.	BODY	GI-TRACT	BONE	LIVER	KIDNEY	THYROID	LUNG
ADULT:	0.00E+00	0.00E+00	0.00E+00	0.00E+00	0.00E+00	0.00E+00	0.00E+00	0.00E+00
TEEN:	0.00E+00	0.00E+00	0.00E+00	0.00E+00	0.00E+00	0.00E+00	0.00E+00	0.00E+00
CHILD:	0.00E+00	0.00E+00	0.00E+00	0.00E+00	0.00E+00	0.00E+00	0.00E+00	0.00E+00
INFANT:	0.00E+00	0.00E+00	0.00E+00	0.00E+00	0.00E+00	0.00E+00	0.00E+00	0.00E+00

FOR PATHWAY: SALTWATER FISH - COLORADO RIVER

	T.	BODY	GI-TRACT	BONE	LIVER	KIDNEY	THYROID	LUNG
ADULT:	0.00E+00	0.00E+00	0.00E+00	0.00E+00	0.00E+00	0.00E+00	0.00E+00	0.00E+00
TEEN:	0.00E+00	0.00E+00	0.00E+00	0.00E+00	0.00E+00	0.00E+00	0.00E+00	0.00E+00
CHILD:	0.00E+00	0.00E+00	0.00E+00	0.00E+00	0.00E+00	0.00E+00	0.00E+00	0.00E+00
INFANT:	0.00E+00	0.00E+00	0.00E+00	0.00E+00	0.00E+00	0.00E+00	0.00E+00	0.00E+00

FOR PATHWAY: SALTWATER FISH - MATAGORDA BAY / GULF

	T.	BODY	GI-TRACT	BONE	LIVER	KIDNEY	THYROID	LUNG
ADULT:	0.00E+00	0.00E+00	0.00E+00	0.00E+00	0.00E+00	0.00E+00	0.00E+00	0.00E+00
TEEN:	0.00E+00	0.00E+00	0.00E+00	0.00E+00	0.00E+00	0.00E+00	0.00E+00	0.00E+00
CHILD:	0.00E+00	0.00E+00	0.00E+00	0.00E+00	0.00E+00	0.00E+00	0.00E+00	0.00E+00
INFANT:	0.00E+00	0.00E+00	0.00E+00	0.00E+00	0.00E+00	0.00E+00	0.00E+00	0.00E+00

FOR PATHWAY: SALTWATER INVERTEBRATES - COLORADO RIVER

	T.	BODY	GI-TRACT	BONE	LIVER	KIDNEY	THYROID	LUNG
ADULT:	0.00E+00	0.00E+00	0.00E+00	0.00E+00	0.00E+00	0.00E+00	0.00E+00	0.00E+00
TEEN:	0.00E+00	0.00E+00	0.00E+00	0.00E+00	0.00E+00	0.00E+00	0.00E+00	0.00E+00
CHILD:	0.00E+00	0.00E+00	0.00E+00	0.00E+00	0.00E+00	0.00E+00	0.00E+00	0.00E+00
INFANT:	0.00E+00	0.00E+00	0.00E+00	0.00E+00	0.00E+00	0.00E+00	0.00E+00	0.00E+00

FOR PATHWAY: SALTWATER INVERTEBRATES - MATAGORDA BAY / GULF

	T.	BODY	GI-TRACT	BONE	LIVER	KIDNEY	THYROID	LUNG
ADULT:	0.00E+00	0.00E+00	0.00E+00	0.00E+00	0.00E+00	0.00E+00	0.00E+00	0.00E+00
TEEN:	0.00E+00	0.00E+00	0.00E+00	0.00E+00	0.00E+00	0.00E+00	0.00E+00	0.00E+00
CHILD:	0.00E+00	0.00E+00	0.00E+00	0.00E+00	0.00E+00	0.00E+00	0.00E+00	0.00E+00
INFANT:	0.00E+00	0.00E+00	0.00E+00	0.00E+00	0.00E+00	0.00E+00	0.00E+00	0.00E+00

FOR PATHWAY: SHORELINE EXPOSURE - LITTLE ROBBINS SLOUGH

	T.	BODY	SKIN
ADULT:	0.00E+00	0.00E+00	
TEEN:	0.00E+00	0.00E+00	
CHILD:	0.00E+00	0.00E+00	
INFANT:	0.00E+00	0.00E+00	

FOR PATHWAY: SHORELINE EXPOSURE - COLORADO RIVER

	T.	BODY	SKIN
ADULT:	0.00E+00	0.00E+00	
TEEN:	0.00E+00	0.00E+00	
CHILD:	0.00E+00	0.00E+00	
INFANT:	0.00E+00	0.00E+00	

FOR PATHWAY: SHORELINE EXPOSURE - MATAGORDA BAY / GULF

	T.	BODY	SKIN
ADULT:	0.00E+00	0.00E+00	
TEEN:	0.00E+00	0.00E+00	
CHILD:	0.00E+00	0.00E+00	
INFANT:	0.00E+00	0.00E+00	

Table 4.7 Continued

INDIVIDUAL DOSE FACTORS FOR LIQUID EFFLUENTS -- FOR ISOTOPE : LA140

FOR PATHWAY: FRESHWATER FISH - LITTLE ROBBINS SLOUGH

	T. BODY	GI-TRACT	BONE	LIVER	KIDNEY	THYROID	LUNG
ADULT:	2.55E-12	7.09E-07	1.92E-11	9.66E-12	0.00E+00	0.00E+00	0.00E+00
TEEN:	2.66E-12	5.73E-07	2.03E-11	9.98E-12	0.00E+00	0.00E+00	0.00E+00
CHILD:	3.00E-12	2.48E-07	2.54E-11	8.89E-12	0.00E+00	0.00E+00	0.00E+00
INFANT:	0.00E+00	0.00E+00	0.00E+00	0.00E+00	0.00E+00	0.00E+00	0.00E+00

FOR PATHWAY: SALTWATER FISH - COLORADO RIVER

	T. BODY	GI-TRACT	BONE	LIVER	KIDNEY	THYROID	LUNG
ADULT:	4.15E-13	1.15E-07	3.12E-12	1.57E-12	0.00E+00	0.00E+00	0.00E+00
TEEN:	4.33E-13	9.34E-08	3.31E-12	1.63E-12	0.00E+00	0.00E+00	0.00E+00
CHILD:	4.88E-13	4.03E-08	4.14E-12	1.45E-12	0.00E+00	0.00E+00	0.00E+00
INFANT:	0.00E+00	0.00E+00	0.00E+00	0.00E+00	0.00E+00	0.00E+00	0.00E+00

FOR PATHWAY: SALTWATER FISH - MATAORDA BAY / GULF

	T. BODY	GI-TRACT	BONE	LIVER	KIDNEY	THYROID	LUNG
ADULT:	5.00E-14	1.39E-08	3.76E-13	1.89E-13	0.00E+00	0.00E+00	0.00E+00
TEEN:	5.21E-14	1.12E-08	3.98E-13	1.96E-13	0.00E+00	0.00E+00	0.00E+00
CHILD:	5.87E-14	4.86E-09	4.99E-13	1.74E-13	0.00E+00	0.00E+00	0.00E+00
INFANT:	0.00E+00	0.00E+00	0.00E+00	0.00E+00	0.00E+00	0.00E+00	0.00E+00

FOR PATHWAY: SALTWATER INVERTEBRATES - COLORADO RIVER

	T. BODY	GI-TRACT	BONE	LIVER	KIDNEY	THYROID	LUNG
ADULT:	3.96E-12	1.10E-06	2.97E-11	1.50E-11	0.00E+00	0.00E+00	0.00E+00
TEEN:	3.78E-12	8.17E-07	2.89E-11	1.42E-11	0.00E+00	0.00E+00	0.00E+00
CHILD:	4.91E-12	3.96E-07	4.08E-11	1.43E-11	0.00E+00	0.00E+00	0.00E+00
INFANT:	0.00E+00	0.00E+00	0.00E+00	0.00E+00	0.00E+00	0.00E+00	0.00E+00

FOR PATHWAY: SALTWATER INVERTEBRATES - MATAORDA BAY / GULF

	T. BODY	GI-TRACT	BONE	LIVER	KIDNEY	THYROID	LUNG
ADULT:	4.76E-13	1.32E-07	3.58E-12	1.80E-12	0.00E+00	0.00E+00	0.00E+00
TEEN:	4.56E-13	9.84E-08	3.49E-12	1.71E-12	0.00E+00	0.00E+00	0.00E+00
CHILD:	5.79E-13	4.79E-08	4.91E-12	1.72E-12	0.00E+00	0.00E+00	0.00E+00
INFANT:	0.00E+00	0.00E+00	0.00E+00	0.00E+00	0.00E+00	0.00E+00	0.00E+00

FOR PATHWAY: SHORELINE EXPOSURE - LITTLE ROBBINS SLOUGH

	T. BODY	SKIN
ADULT:	1.33E-10	1.51E-10
TEEN:	7.44E-10	8.43E-10
CHILD:	1.53E-10	1.76E-10
INFANT:	0.00E+00	0.00E+00

FOR PATHWAY: SHORELINE EXPOSURE - COLORADO RIVER

	T. BODY	SKIN
ADULT:	2.17E-11	2.46E-11
TEEN:	1.21E-10	1.37E-10
CHILD:	2.53E-11	2.97E-11
INFANT:	0.00E+00	0.00E+00

FOR PATHWAY: SHORELINE EXPOSURE - MATAORDA BAY / GULF

	T. BODY	SKIN
ADULT:	6.53E-12	7.40E-12
TEEN:	3.65E-11	4.13E-11
CHILD:	7.52E-12	8.64E-12
INFANT:	0.00E+00	0.00E+00

Table 4.7 Continued

INDIVIDUAL DOSE FACTORS FOR LIQUID EFFLUENTS -- FOR ISOTOPE : LA142

FOR PATHWAY: FRESHWATER FISH - LITTLE ROBBINS SLOUGH

	T. BODY	GI-TRACT	BONE	LIVER	KIDNEY	THYROID	LUNG
ADULT:	1.14E-82	3.33E-78	1.00E-81	4.56E-82	0.00E+00	0.00E+00	0.00E+00
TEEN:	1.18E-82	1.44E-77	1.07E-81	4.75E-82	0.00E+00	0.00E+00	0.00E+00
CHILD:	1.35E-82	8.52E-77	1.35E-81	4.30E-82	0.00E+00	0.00E+00	0.00E+00
INFANT:	0.00E+00	0.00E+00	0.00E+00	0.00E+00	0.00E+00	0.00E+00	0.00E+00

FOR PATHWAY: SALTWATER FISH - COLORADO RIVER

	T. BODY	GI-TRACT	BONE	LIVER	KIDNEY	THYROID	LUNG
ADULT:	1.85E-83	5.42E-79	1.63E-82	7.43E-83	0.00E+00	0.00E+00	0.00E+00
TEEN:	1.92E-83	2.35E-78	1.74E-82	7.73E-83	0.00E+00	0.00E+00	0.00E+00
CHILD:	2.19E-83	1.39E-77	2.20E-82	7.00E-83	0.00E+00	0.00E+00	0.00E+00
INFANT:	0.00E+00	0.00E+00	0.00E+00	0.00E+00	0.00E+00	0.00E+00	0.00E+00

FOR PATHWAY: SALTWATER FISH - MATAGORDA BAY / GULF

	T. BODY	GI-TRACT	BONE	LIVER	KIDNEY	THYROID	LUNG
ADULT:	2.22E-84	6.51E-80	1.96E-83	8.92E-84	0.00E+00	0.00E+00	0.00E+00
TEEN:	2.31E-84	2.83E-79	2.09E-83	9.28E-84	0.00E+00	0.00E+00	0.00E+00
CHILD:	2.63E-84	1.67E-78	2.64E-83	8.41E-84	0.00E+00	0.00E+00	0.00E+00
INFANT:	0.00E+00	0.00E+00	0.00E+00	0.00E+00	0.00E+00	0.00E+00	0.00E+00

FOR PATHWAY: SALTWATER INVERTEBRATES - COLORADO RIVER

	T. BODY	GI-TRACT	BONE	LIVER	KIDNEY	THYROID	LUNG
ADULT:	1.76E-82	5.16E-78	1.56E-81	7.07E-82	0.00E+00	0.00E+00	0.00E+00
TEEN:	1.68E-82	2.06E-77	1.52E-81	6.76E-82	0.00E+00	0.00E+00	0.00E+00
CHILD:	2.16E-82	1.37E-76	2.16E-81	6.90E-82	0.00E+00	0.00E+00	0.00E+00
INFANT:	0.00E+00	0.00E+00	0.00E+00	0.00E+00	0.00E+00	0.00E+00	0.00E+00

FOR PATHWAY: SALTWATER INVERTEBRATES - MATAGORDA BAY / GULF

	T. BODY	GI-TRACT	BONE	LIVER	KIDNEY	THYROID	LUNG
ADULT:	2.12E-83	6.20E-79	1.87E-82	8.49E-83	0.00E+00	0.00E+00	0.00E+00
TEEN:	2.02E-83	2.47E-78	1.83E-82	8.12E-83	0.00E+00	0.00E+00	0.00E+00
CHILD:	2.60E-83	1.64E-77	2.60E-82	8.29E-83	0.00E+00	0.00E+00	0.00E+00
INFANT:	0.00E+00	0.00E+00	0.00E+00	0.00E+00	0.00E+00	0.00E+00	0.00E+00

FOR PATHWAY: SHORELINE EXPOSURE - LITTLE ROBBINS SLOUGH

	T. BODY	SKIN
ADULT:	1.67E-76	2.00E-76
TEEN:	9.32E-76	1.12E-75
CHILD:	1.95E-76	2.34E-76
INFANT:	0.00E+00	0.00E+00

FOR PATHWAY: SHORELINE EXPOSURE - COLORADO RIVER

	T. BODY	SKIN
ADULT:	2.72E-77	3.26E-77
TEEN:	1.52E-76	1.82E-76
CHILD:	3.17E-77	3.30E-77
INFANT:	0.00E+00	0.00E+00

FOR PATHWAY: SHORELINE EXPOSURE - MATAGORDA BAY / GULF

	T. BODY	SKIN
ADULT:	8.16E-78	9.79E-78
TEEN:	4.56E-77	5.47E-77
CHILD:	9.52E-78	1.14E-77
INFANT:	0.00E+00	0.00E+00

Table 4.7 Continued

INDIVIDUAL DOSE FACTORS FOR LIQUID EFFLUENTS -- FOR ISOTOPE : CE141

FOR PATHWAY: FRESHWATER FISH - LITTLE ROBBINS SLOUGH

	T.	BODY	GI-TRACT	BONE	LIVER	KIDNEY	THYROID	LUNG
ADULT:	1.49E-09	5.02E-05	1.94E-08	1.31E-08	6.10E-07	0.00E+00	0.00E+00	0.00E+00
TEEN:	1.61E-09	4.02E-05	2.10E-08	1.40E-08	6.61E-09	0.00E+00	0.00E+00	0.00E+00
CHILD:	2.00E-09	1.68E-05	2.71E-08	1.35E-08	5.92E-09	0.00E+00	0.00E+00	0.00E+00
INFANT:	0.00E+00	0.00E+00	0.00E+00	0.00E+00	0.00E+00	0.00E+00	0.00E+00	0.00E+00

FOR PATHWAY: SALTWATER FISH - COLORADO RIVER

	T.	BODY	GI-TRACT	BONE	LIVER	KIDNEY	THYROID	LUNG
ADULT:	2.43E-09	8.18E-05	3.16E-08	2.14E-08	9.93E-09	0.00E+00	0.00E+00	0.00E+00
TEEN:	2.63E-09	6.54E-05	3.42E-08	2.25E-08	1.08E-08	0.00E+00	0.00E+00	0.00E+00
CHILD:	3.26E-09	2.74E-05	4.41E-08	2.20E-08	9.64E-09	0.00E+00	0.00E+00	0.00E+00
INFANT:	0.00E+00	0.00E+00	0.00E+00	0.00E+00	0.00E+00	0.00E+00	0.00E+00	0.00E+00

FOR PATHWAY: SALTWATER FISH - MATAGORDA BAY / GULF

	T.	BODY	GI-TRACT	BONE	LIVER	KIDNEY	THYROID	LUNG
ADULT:	2.92E-10	9.84E-06	3.81E-09	2.57E-09	1.20E-09	0.00E+00	0.00E+00	0.00E+00
TEEN:	3.16E-10	7.87E-06	4.12E-09	2.75E-09	1.30E-09	0.00E+00	0.00E+00	0.00E+00
CHILD:	3.93E-10	3.30E-06	5.31E-09	2.65E-09	1.16E-09	0.00E+00	0.00E+00	0.00E+00
INFANT:	0.00E+00	0.00E+00	0.00E+00	0.00E+00	0.00E+00	0.00E+00	0.00E+00	0.00E+00

FOR PATHWAY: SALTWATER INVERTEBRATES - COLORADO RIVER

	T.	BODY	GI-TRACT	BONE	LIVER	KIDNEY	THYROID	LUNG
ADULT:	3.47E-08	1.17E-03	4.52E-07	3.06E-07	1.42E-07	0.00E+00	0.00E+00	0.00E+00
TEEN:	3.45E-08	8.58E-04	4.49E-07	3.00E-07	1.41E-07	0.00E+00	0.00E+00	0.00E+00
CHILD:	4.82E-08	4.05E-04	6.51E-07	3.25E-07	1.42E-07	0.00E+00	0.00E+00	0.00E+00
INFANT:	0.00E+00	0.00E+00	0.00E+00	0.00E+00	0.00E+00	0.00E+00	0.00E+00	0.00E+00

FOR PATHWAY: SALTWATER INVERTEBRATES - MATAGORDA BAY / GULF

	T.	BODY	GI-TRACT	BONE	LIVER	KIDNEY	THYROID	LUNG
ADULT:	4.17E-09	1.41E-04	5.44E-08	3.88E-08	1.71E-08	0.00E+00	0.00E+00	0.00E+00
TEEN:	4.15E-09	1.03E-04	5.41E-08	3.61E-08	1.70E-08	0.00E+00	0.00E+00	0.00E+00
CHILD:	5.81E-09	4.88E-05	7.84E-08	3.91E-08	1.71E-08	0.00E+00	0.00E+00	0.00E+00
INFANT:	0.00E+00	0.00E+00	0.00E+00	0.00E+00	0.00E+00	0.00E+00	0.00E+00	0.00E+00

FOR PATHWAY: SHORELINE EXPOSURE - LITTLE ROBBINS SLOUGH

	T.	BODY	SKIN
ADULT:	4.28E-07	4.83E-07	
TEEN:	2.39E-06	2.70E-06	
CHILD:	5.00E-07	5.63E-07	
INFANT:	0.00E+00	0.00E+00	

FOR PATHWAY: SHORELINE EXPOSURE - COLORADO RIVER

	T.	BODY	SKIN
ADULT:	6.97E-08	7.86E-08	
TEEN:	3.89E-07	4.39E-07	
CHILD:	8.13E-08	9.17E-08	
INFANT:	0.00E+00	0.00E+00	

FOR PATHWAY: SHORELINE EXPOSURE - MATAGORDA BAY / GULF

	T.	BODY	SKIN
ADULT:	2.10E-08	2.37E-08	
TEEN:	1.17E-07	1.32E-07	
CHILD:	2.45E-08	2.78E-08	
INFANT:	0.00E+00	0.00E+00	

Table 4.7 Continued

INDIVIDUAL DOSE FACTORS FOR LIQUID EFFLUENTS -- FOR ISOTOPE : CE143

FOR PATHWAY: FRESHWATER FISH - LITTLE ROBBINS SLOUGH

	T. BODY	GI-TRACT	BONE	LIVER	KIDNEY	THYROID	LUNG
ADULT:	1.06E-14	3.49E-09	1.26E-13	9.34E-11	4.11E-14	0.00E+00	0.00E+00
TEEN:	1.11E-14	3.00E-09	1.37E-13	9.98E-11	4.48E-14	0.00E+00	0.00E+00
CHILD:	1.38E-14	1.40E-09	1.76E-13	9.54E-11	4.00E-14	0.00E+00	0.00E+00
INFANT:	0.00E+00	0.00E+00	0.00E+00	0.00E+00	0.00E+00	0.00E+00	0.00E+00

FOR PATHWAY: SALTWATER FISH - COLORADO RIVER

	T. BODY	GI-TRACT	BONE	LIVER	KIDNEY	THYROID	LUNG
ADULT:	1.66E-14	5.69E-09	2.06E-13	1.52E-10	6.70E-14	0.00E+00	0.00E+00
TEEN:	1.82E-14	4.89E-09	2.23E-13	1.63E-10	7.29E-14	0.00E+00	0.00E+00
CHILD:	2.25E-14	2.27E-09	2.87E-13	1.55E-10	6.52E-14	0.00E+00	0.00E+00
INFANT:	0.00E+00	0.00E+00	0.00E+00	0.00E+00	0.00E+00	0.00E+00	0.00E+00

FOR PATHWAY: SALTWATER FISH - MATAGORDA BAY / GULF

	T. BODY	GI-TRACT	BONE	LIVER	KIDNEY	THYROID	LUNG
ADULT:	2.02E-15	6.83E-10	2.47E-14	1.83E-11	8.05E-15	0.00E+00	0.00E+00
TEEN:	2.18E-15	5.87E-10	2.68E-14	1.95E-11	8.76E-15	0.00E+00	0.00E+00
CHILD:	2.70E-15	2.73E-10	3.44E-14	1.87E-11	7.83E-15	0.00E+00	0.00E+00
INFANT:	0.00E+00	0.00E+00	0.00E+00	0.00E+00	0.00E+00	0.00E+00	0.00E+00

FOR PATHWAY: SALTWATER INVERTABRATES - COLORADO RIVER

	T. BODY	GI-TRACT	BONE	LIVER	KIDNEY	THYROID	LUNG
ADULT:	2.41E-13	8.13E-08	2.94E-12	2.17E-09	9.57E-13	0.00E+00	0.00E+00
TEEN:	2.38E-13	6.41E-08	2.93E-12	2.13E-09	9.57E-13	0.00E+00	0.00E+00
CHILD:	3.32E-13	3.26E-08	4.24E-12	2.30E-09	9.63E-13	0.00E+00	0.00E+00
INFANT:	0.00E+00	0.00E+00	0.00E+00	0.00E+00	0.00E+00	0.00E+00	0.00E+00

FOR PATHWAY: SALTWATER INVERTABRATES - MATAGORDA BAY / GULF

	T. BODY	GI-TRACT	BONE	LIVER	KIDNEY	THYROID	LUNG
ADULT:	2.89E-14	9.76E-09	3.53E-13	2.61E-10	1.15E-13	0.00E+00	0.00E+00
TEEN:	2.84E-14	7.70E-09	3.52E-13	2.56E-10	1.15E-13	0.00E+00	0.00E+00
CHILD:	4.00E-14	4.04E-09	5.09E-13	2.76E-10	1.16E-13	0.00E+00	0.00E+00
INFANT:	0.00E+00	0.00E+00	0.00E+00	0.00E+00	0.00E+00	0.00E+00	0.00E+00

FOR PATHWAY: SHORELINE EXPOSURE - LITTLE ROBBINS SLOUGH

	T. BODY	SKIN
ADULT:	4.43E-12	5.03E-12
TEEN:	2.47E-11	2.81E-11
CHILD:	5.17E-12	5.87E-12
INFANT:	0.00E+00	0.00E+00

FOR PATHWAY: SHORELINE EXPOSURE - COLORADO RIVER

	T. BODY	SKIN
ADULT:	7.21E-13	8.20E-13
TEEN:	4.03E-12	4.58E-12
CHILD:	8.42E-13	9.56E-13
INFANT:	0.00E+00	0.00E+00

FOR PATHWAY: SHORELINE EXPOSURE - MATAGORDA BAY / GULF

	T. BODY	SKIN
ADULT:	2.17E-13	2.46E-13
TEEN:	1.21E-12	1.37E-12
CHILD:	2.53E-13	2.87E-13
INFANT:	0.00E+00	0.00E+00

Table 4.7 Continued

INDIVIDUAL DOSE FACTORS FOR LIQUID EFFLUENTS -- FOR ISOTOPE : CE144

FOR PATHWAY: FRESHWATER FISH - LITTLE ROBBINS SLOUGH

	T. BODY	GI-TRACT	BONE	LIVER	KIDNEY	THYROID	LUNG
ADULT:	5.64E-07	3.55E-03	1.05E-05	4.39E-06	2.61E-06	0.00E+00	0.00E+00
TEEN:	6.14E-07	2.87E-03	1.14E-05	4.72E-06	2.82E-06	0.00E+00	0.00E+00
CHILD:	7.85E-07	1.20E-03	1.47E-05	4.61E-06	2.55E-06	0.00E+00	0.00E+00
INFANT:	0.00E+00	0.00E+00	0.00E+00	0.00E+00	0.00E+00	0.00E+00	0.00E+00

FOR PATHWAY: SALTWATER FISH - COLORADO RIVER

	T. BODY	GI-TRACT	BONE	LIVER	KIDNEY	THYROID	LUNG
ADULT:	9.17E-07	5.78E-03	1.71E-05	7.14E-06	4.24E-06	0.00E+00	0.00E+00
TEEN:	9.96E-07	4.67E-03	1.86E-05	7.68E-06	4.59E-06	0.00E+00	0.00E+00
CHILD:	1.28E-06	1.96E-03	2.39E-05	7.50E-06	4.15E-06	0.00E+00	0.00E+00
INFANT:	0.00E+00	0.00E+00	0.00E+00	0.00E+00	0.00E+00	0.00E+00	0.00E+00

FOR PATHWAY: SALTWATER FISH - MATAGORDA BAY / GULF

	T. BODY	GI-TRACT	BONE	LIVER	KIDNEY	THYROID	LUNG
ADULT:	1.11E-07	6.97E-04	2.06E-06	8.61E-07	5.11E-07	0.00E+00	0.00E+00
TEEN:	1.20E-07	5.63E-04	2.24E-06	9.27E-07	5.53E-07	0.00E+00	0.00E+00
CHILD:	1.54E-07	2.36E-04	2.89E-06	9.05E-07	5.01E-07	0.00E+00	0.00E+00
INFANT:	0.00E+00	0.00E+00	0.00E+00	0.00E+00	0.00E+00	0.00E+00	0.00E+00

FOR PATHWAY: SALTWATER INVERTEBRATES - COLORADO RIVER

	T. BODY	GI-TRACT	BONE	LIVER	KIDNEY	THYROID	LUNG
ADULT:	1.31E-05	8.25E-02	2.44E-04	1.02E-04	6.05E-05	0.00E+00	0.00E+00
TEEN:	1.31E-05	6.13E-02	2.44E-04	1.01E-04	6.02E-05	0.00E+00	0.00E+00
CHILD:	1.89E-05	2.89E-02	3.54E-04	1.11E-04	6.14E-05	0.00E+00	0.00E+00
INFANT:	0.00E+00	0.00E+00	0.00E+00	0.00E+00	0.00E+00	0.00E+00	0.00E+00

FOR PATHWAY: SALTWATER INVERTEBRATES - MATAGORDA BAY / GULF

	T. BODY	GI-TRACT	BONE	LIVER	KIDNEY	THYROID	LUNG
ADULT:	1.58E-06	9.95E-03	2.94E-05	1.23E-05	7.30E-06	0.00E+00	0.00E+00
TEEN:	1.58E-06	7.39E-03	2.94E-05	1.22E-05	7.26E-06	0.00E+00	0.00E+00
CHILD:	2.28E-06	3.49E-03	4.27E-05	1.34E-05	7.40E-06	0.00E+00	0.00E+00
INFANT:	0.00E+00	0.00E+00	0.00E+00	0.00E+00	0.00E+00	0.00E+00	0.00E+00

FOR PATHWAY: SHORELINE EXPOSURE - LITTLE ROBBINS SLOUGH

	T. BODY	SKIN
ADULT:	2.24E-05	2.59E-05
TEEN:	1.25E-04	1.45E-04
CHILD:	2.62E-05	3.03E-05
INFANT:	0.00E+00	0.00E+00

FOR PATHWAY: SHORELINE EXPOSURE - COLORADO RIVER

	T. BODY	SKIN
ADULT:	3.65E-06	4.22E-06
TEEN:	2.04E-05	2.36E-05
CHILD:	4.26E-06	4.92E-06
INFANT:	0.00E+00	0.00E+00

FOR PATHWAY: SHORELINE EXPOSURE - MATAGORDA BAY / GULF

	T. BODY	SKIN
ADULT:	1.10E-06	1.27E-06
TEEN:	6.14E-06	7.10E-06
CHILD:	1.28E-06	1.48E-06
INFANT:	0.00E+00	0.00E+00

Table 4.7 Continued

INDIVIDUAL USE FACTORS FOR LIQUID EFFLUENTS -- FOR ISOTOPE : PR143

FOR PATHWAY: FRESHWATER FISH - LITTLE ROBBINS SLOUGH

	T.	BODY	GI-TRACT	BONE	LIVER	KIDNEY	THYROID	LUNG
ADULT:	6.40E-09	5.66E-04	1.29E-07	5.18E-08	2.99E-08	0.00E+00	0.00E+00	
TEEN:	6.97E-09	4.61E-04	1.40E-07	5.59E-08	3.25E-08	0.00E+00	0.00E+00	
CHILD:	8.99E-09	1.96E-04	1.81E-07	5.44E-08	2.95E-08	0.00E+00	0.00E+00	
INFANT:	0.00E+00	0.00E+00	0.00E+00	0.00E+00	0.00E+00	0.00E+00	0.00E+00	

FOR PATHWAY: SALTWATER FISH - COLORADO RIVER

	T.	BODY	GI-TRACT	BONE	LIVER	KIDNEY	THYROID	LUNG
ADULT:	1.04E-09	9.21E-05	2.10E-08	8.43E-09	4.87E-09	0.00E+00	0.00E+00	
TEEN:	1.14E-09	7.51E-05	2.28E-08	9.11E-09	5.29E-09	0.00E+00	0.00E+00	
CHILD:	1.46E-09	3.18E-05	2.95E-08	8.86E-09	4.80E-09	0.00E+00	0.00E+00	
INFANT:	0.00E+00	0.00E+00	0.00E+00	0.00E+00	0.00E+00	0.00E+00	0.00E+00	

FOR PATHWAY: SALTWATER FISH - MATAGORDA BAY / GULF

	T.	BODY	GI-TRACT	BONE	LIVER	KIDNEY	THYROID	LUNG
ADULT:	1.25E-10	1.11E-05	2.52E-09	1.01E-09	5.84E-10	0.00E+00	0.00E+00	
TEEN:	1.36E-10	9.01E-06	2.74E-09	1.09E-09	6.35E-10	0.00E+00	0.00E+00	
CHILD:	1.76E-10	3.82E-06	3.54E-09	1.06E-09	5.76E-10	0.00E+00	0.00E+00	
INFANT:	0.00E+00	0.00E+00	0.00E+00	0.00E+00	0.00E+00	0.00E+00	0.00E+00	

FOR PATHWAY: SALTWATER INVERTEBRATES - COLORADO RIVER

	T.	BODY	GI-TRACT	BONE	LIVER	KIDNEY	THYROID	LUNG
ADULT:	9.93E-09	8.77E-04	2.00E-07	8.03E-08	4.64E-08	0.00E+00	0.00E+00	
TEEN:	9.93E-09	6.57E-04	2.00E-07	7.97E-08	4.63E-08	0.00E+00	0.00E+00	
CHILD:	1.44E-08	3.14E-04	2.91E-07	8.73E-08	4.73E-08	0.00E+00	0.00E+00	
INFANT:	0.00E+00	0.00E+00	0.00E+00	0.00E+00	0.00E+00	0.00E+00	0.00E+00	

FOR PATHWAY: SALTWATER INVERTEBRATES - MATAGORDA BAY / GULF

	T.	BODY	GI-TRACT	BONE	LIVER	KIDNEY	THYROID	LUNG
ADULT:	1.1E-09	1.05E-04	2.40E-08	9.64E-09	5.56E-09	0.00E+00	0.00E+00	
TEEN:	1.1E-09	7.88E-05	2.40E-08	9.56E-09	5.56E-09	0.00E+00	0.00E+00	
CHILD:	1.73E-09	3.77E-05	3.49E-08	1.05E-08	5.67E-09	0.00E+00	0.00E+00	
INFANT:	0.00E+00	0.00E+00	0.00E+00	0.00E+00	0.00E+00	0.00E+00	0.00E+00	

FOR PATHWAY: SHORELINE EXPOSURE - LITTLE ROBBINS SLOUGH

	T.	BODY	SKIN
ADULT:	0.00E+00	0.00E+00	
TEEN:	0.00E+00	0.00E+00	
CHILD:	0.00E+00	0.00E+00	
INFANT:	0.00E+00	0.00E+00	

FOR PATHWAY: SHORELINE EXPOSURE - COLORADO RIVER

	T.	BODY	SKIN
ADULT:	0.00E+00	0.00E+00	
TEEN:	0.00E+00	0.00E+00	
CHILD:	0.00E+00	0.00E+00	
INFANT:	0.00E+00	0.00E+00	

FOR PATHWAY: SHORELINE EXPOSURE - MATAGORDA BAY / GULF

	T.	BODY	SKIN
ADULT:	0.00E+00	0.00E+00	
TEEN:	0.00E+00	0.00E+00	
CHILD:	0.00E+00	0.00E+00	
INFANT:	0.00E+00	0.00E+00	

Table 4.7 Continued

INDIVIDUAL DOSE FACTORS FOR LIQUID EFFLUENTS -- FOR ISOTOPE : PR144

FOR PATHWAY: FRESHWATER FISH - LITTLE ROBBINS SLOUGH

	T.	BODY	GI-TRACT	BONE	LIVER	KIDNEY	THYROID	LUNG
ADULT:	0.00E+00	0.00E+00	0.00E+00	0.00E+00	0.00E+00	0.00E+00	0.00E+00	0.00E+00
TEEN:	0.00E+00	0.00E+00	0.00E+00	0.00E+00	0.00E+00	0.00E+00	0.00E+00	0.00E+00
CHILD:	0.00E+00	0.00E+00	0.00E+00	0.00E+00	0.00E+00	0.00E+00	0.00E+00	0.00E+00
INFANT:	0.00E+00	0.00E+00	0.00E+00	0.00E+00	0.00E+00	0.00E+00	0.00E+00	0.00E+00

FOR PATHWAY: SALTWATER FISH - COLORADO RIVER

	T.	BODY	GI-TRACT	BONE	LIVER	KIDNEY	THYROID	LUNG
ADULT:	0.00E+00	0.00E+00	0.00E+00	0.00E+00	0.00E+00	0.00E+00	0.00E+00	0.00E+00
TEEN:	0.00E+00	0.00E+00	0.00E+00	0.00E+00	0.00E+00	0.00E+00	0.00E+00	0.00E+00
CHILD:	0.00E+00	0.00E+00	0.00E+00	0.00E+00	0.00E+00	0.00E+00	0.00E+00	0.00E+00
INFANT:	0.00E+00	0.00E+00	0.00E+00	0.00E+00	0.00E+00	0.00E+00	0.00E+00	0.00E+00

FOR PATHWAY: SALTWATER FISH - MATAGORDA BAY / GULF

	T.	BODY	GI-TRACT	BONE	LIVER	KIDNEY	THYROID	LUNG
ADULT:	0.00E+00	0.00E+00	0.00E+00	0.00E+00	0.00E+00	0.00E+00	0.00E+00	0.00E+00
TEEN:	0.00E+00	0.00E+00	0.00E+00	0.00E+00	0.00E+00	0.00E+00	0.00E+00	0.00E+00
CHILD:	0.00E+00	0.00E+00	0.00E+00	0.00E+00	0.00E+00	0.00E+00	0.00E+00	0.00E+00
INFANT:	0.00E+00	0.00E+00	0.00E+00	0.00E+00	0.00E+00	0.00E+00	0.00E+00	0.00E+00

FOR PATHWAY: SALTWATER INVERTEBRATES - COLORADO RIVER

	T.	BODY	GI-TRACT	BONE	LIVER	KIDNEY	THYROID	LUNG
ADULT:	0.00E+00	0.00E+00	0.00E+00	0.00E+00	0.00E+00	0.00E+00	0.00E+00	0.00E+00
TEEN:	0.00E+00	0.00E+00	0.00E+00	0.00E+00	0.00E+00	0.00E+00	0.00E+00	0.00E+00
CHILD:	0.00E+00	0.00E+00	0.00E+00	0.00E+00	0.00E+00	0.00E+00	0.00E+00	0.00E+00
INFANT:	0.00E+00	0.00E+00	0.00E+00	0.00E+00	0.00E+00	0.00E+00	0.00E+00	0.00E+00

FOR PATHWAY: SALTWATER INVERTEBRATES - MATAGORDA BAY / GULF

	T.	BODY	GI-TRACT	BONE	LIVER	KIDNEY	THYROID	LUNG
ADULT:	0.00E+00	0.00E+00	0.00E+00	0.00E+00	0.00E+00	0.00E+00	0.00E+00	0.00E+00
TEEN:	0.00E+00	0.00E+00	0.00E+00	0.00E+00	0.00E+00	0.00E+00	0.00E+00	0.00E+00
CHILD:	0.00E+00	0.00E+00	0.00E+00	0.00E+00	0.00E+00	0.00E+00	0.00E+00	0.00E+00
INFANT:	0.00E+00	0.00E+00	0.00E+00	0.00E+00	0.00E+00	0.00E+00	0.00E+00	0.00E+00

FOR PATHWAY: SHORELINE EXPOSURE - LITTLE ROBBINS SLOUGH

	T.	BODY	SKIN
ADULT:	0.00E+00	0.00E+00	
TEEN:	0.00E+00	0.00E+00	
CHILD:	0.00E+00	0.00E+00	
INFANT:	0.00E+00	0.00E+00	

FOR PATHWAY: SHORELINE EXPOSURE - COLORADO RIVER

	T.	BODY	SKIN
ADULT:	0.00E+00	0.00E+00	
TEEN:	0.00E+00	0.00E+00	
CHILD:	0.00E+00	0.00E+00	
INFANT:	0.00E+00	0.00E+00	

FOR PATHWAY: SHORELINE EXPOSURE - MATAGORDA BAY / GULF

	T.	BODY	SKIN
ADULT:	0.00E+00	0.00E+00	
TEEN:	0.00E+00	0.00E+00	
CHILD:	0.00E+00	0.00E+00	
INFANT:	0.00E+00	0.00E+00	

Table 4.7 Continued

INDIVIDUAL DOSE FACTORS FOR LIQUID EFFLUENTS -- FOR ISOTOPE : ND147

FOR PATHWAY: FRESHWATER FISH - LITTLE ROBBINS SLOUGH

	T. BODY	GI-TRACT	BONE	LIVER	KIDNEY	THYROID	LUNG
ADULT:	4.19E-09	3.36E-04	6.06E-08	7.00E-08	4.09E-08	0.00E+00	0.00E+00
TEEN:	4.48E-09	2.70E-04	6.88E-08	7.49E-08	4.40E-08	0.00E+00	0.00E+00
CHILD:	5.54E-09	1.13E-04	8.83E-08	7.15E-08	3.92E-08	0.00E+00	0.00E+00
INFANT:	0.00E+00	0.00E+00	0.00E+00	0.00E+00	0.00E+00	0.00E+00	0.00E+00

FOR PATHWAY: SALTWATER FISH - COLORADO RIVER

	T. BODY	GI-TRACT	BONE	LIVER	KIDNEY	THYROID	LUNG
ADULT:	6.84E-10	5.49E-05	9.89E-09	1.14E-08	6.68E-09	0.00E+00	0.00E+00
TEEN:	7.32E-10	4.41E-05	1.12E-08	1.22E-08	7.18E-09	0.00E+00	0.00E+00
CHILD:	9.04E-10	1.85E-05	1.44E-08	1.17E-08	6.41E-09	0.00E+00	0.00E+00
INFANT:	0.00E+00	0.00E+00	0.00E+00	0.00E+00	0.00E+00	0.00E+00	0.00E+00

FOR PATHWAY: SALTWATER FISH - MATAGORDA BAY / GULF

	T. BODY	GI-TRACT	BONE	LIVER	KIDNEY	THYROID	LUNG
ADULT:	8.22E-11	6.59E-06	1.19E-09	1.37E-09	8.03E-10	0.00E+00	0.00E+00
TEEN:	8.79E-11	5.30E-06	1.35E-09	1.47E-09	8.62E-10	0.00E+00	0.00E+00
CHILD:	1.09E-10	2.22E-06	1.73E-09	1.40E-09	7.70E-10	0.00E+00	0.00E+00
INFANT:	0.00E+00	0.00E+00	0.00E+00	0.00E+00	0.00E+00	0.00E+00	0.00E+00

FOR PATHWAY: SALTWATER INVERTEBRATES - COLORADO RIVER

	T. BODY	GI-TRACT	BONE	LIVER	KIDNEY	THYROID	LUNG
ADULT:	6.51E-09	5.23E-04	9.42E-08	1.09E-07	6.36E-08	0.00E+00	0.00E+00
TEEN:	6.40E-09	3.86E-04	9.80E-08	1.07E-07	6.28E-08	0.00E+00	0.00E+00
CHILD:	8.91E-09	1.82E-04	1.42E-07	1.15E-07	6.31E-08	0.00E+00	0.00E+00
INFANT:	0.00E+00	0.00E+00	0.00E+00	0.00E+00	0.00E+00	0.00E+00	0.00E+00

FOR PATHWAY: SALTWATER INVERTEBRATES - MATAGORDA BAY / GULF

	T. BODY	GI-TRACT	BONE	LIVER	KIDNEY	THYROID	LUNG
ADULT:	7.82E-10	6.28E-05	1.13E-08	1.31E-08	7.64E-09	0.00E+00	0.00E+00
TEEN:	7.69E-10	4.63E-05	1.18E-08	1.28E-08	7.54E-09	0.00E+00	0.00E+00
CHILD:	1.07E-09	2.19E-05	1.71E-08	1.38E-08	7.58E-09	0.00E+00	0.00E+00
INFANT:	0.00E+00	0.00E+00	0.00E+00	0.00E+00	0.00E+00	0.00E+00	0.00E+00

FOR PATHWAY: SHORELINE EXPOSURE - LITTLE ROBBINS SLOUGH

	T. BODY	SKIN
ADULT:	5.19E-08	6.22E-08
TEEN:	2.90E-07	3.47E-07
CHILD:	6.05E-08	7.26E-08
INFANT:	0.00E+00	0.00E+00

FOR PATHWAY: SHORELINE EXPOSURE - COLORADO RIVER

	T. BODY	SKIN
ADULT:	8.46E-09	1.02E-08
TEEN:	4.73E-08	5.67E-08
CHILD:	9.87E-09	1.18E-08
INFANT:	0.00E+00	0.00E+00

FOR PATHWAY: SHORELINE EXPOSURE - MATAGORDA BAY / GULF

	T. BODY	SKIN
ADULT:	2.54E-09	3.05E-09
TEEN:	1.42E-08	1.70E-08
CHILD:	2.97E-09	3.58E-09
INFANT:	0.00E+00	0.00E+00

Table 4.7 Continued

INDIVIDUAL DOSE FACTORS FOR LIQUID EFFLUENTS -- FOR ISOTOPE : W187

FOR PATHWAY: FRESHWATER FISH - LITTLE ROBBINS SLOUGH

	T. BODY	GI-TRACT	BONE	LIVER	KIDNEY	THYROID	LUNG
ADULT:	9.00E-11	8.43E-08	3.08E-10	2.58E-10	0.00E+00	0.00E+00	0.00E+00
TEEN:	9.50E-11	7.34E-08	3.33E-10	2.71E-10	0.00E+00	0.00E+00	0.00E+00
CHILD:	1.12E-10	3.51E-08	4.22E-10	2.50E-10	0.00E+00	0.00E+00	0.00E+00
INFANT:	0.00E+00	0.00E+00	0.00E+00	0.00E+00	0.00E+00	0.00E+00	0.00E+00

FOR PATHWAY: SALTWATER FISH - COLORADO RIVER

	T. BODY	GI-TRACT	BONE	LIVER	KIDNEY	THYROID	LUNG
ADULT:	3.67E-13	3.44E-10	1.26E-12	1.05E-12	0.00E+00	0.00E+00	0.00E+00
TEEN:	3.88E-13	2.99E-10	1.36E-12	1.11E-12	0.00E+00	0.00E+00	0.00E+00
CHILD:	4.57E-13	1.43E-10	1.72E-12	1.02E-12	0.00E+00	0.00E+00	0.00E+00
INFANT:	0.00E+00	0.00E+00	0.00E+00	0.00E+00	0.00E+00	0.00E+00	0.00E+00

FOR PATHWAY: SALTWATER FISH - MATAGORDA BAY / GULF

	T. BODY	GI-TRACT	BONE	LIVER	KIDNEY	THYROID	LUNG
ADULT:	4.42E-14	4.14E-11	1.51E-13	1.26E-13	0.00E+00	0.00E+00	0.00E+00
TEEN:	4.66E-14	3.60E-11	1.63E-13	1.33E-13	0.00E+00	0.00E+00	0.00E+00
CHILD:	5.50E-14	1.72E-11	2.07E-13	1.23E-13	0.00E+00	0.00E+00	0.00E+00
INFANT:	0.00E+00	0.00E+00	0.00E+00	0.00E+00	0.00E+00	0.00E+00	0.00E+00

FOR PATHWAY: SALTWATER INVERTEBRATES - COLORADO RIVER

	T. BODY	GI-TRACT	BONE	LIVER	KIDNEY	THYROID	LUNG
ADULT:	8.75E-14	8.19E-11	2.99E-13	2.50E-13	0.00E+00	0.00E+00	0.00E+00
TEEN:	8.48E-14	6.55E-11	2.97E-13	2.42E-13	0.00E+00	0.00E+00	0.00E+00
CHILD:	1.13E-13	3.53E-11	4.24E-13	2.51E-13	0.00E+00	0.00E+00	0.00E+00
INFANT:	0.00E+00	0.00E+00	0.00E+00	0.00E+00	0.00E+00	0.00E+00	0.00E+00

FOR PATHWAY: SALTWATER INVERTEBRATES - MATAGORDA BAY / GULF

	T. BODY	GI-TRACT	BONE	LIVER	KIDNEY	THYROID	LUNG
ADULT:	1.05E-14	9.86E-12	3.60E-14	3.01E-14	0.00E+00	0.00E+00	0.00E+00
TEEN:	1.02E-14	7.88E-12	3.57E-14	2.91E-14	0.00E+00	0.00E+00	0.00E+00
CHILD:	1.35E-14	4.24E-12	5.10E-14	3.02E-14	0.00E+00	0.00E+00	0.00E+00
INFANT:	0.00E+00	0.00E+00	0.00E+00	0.00E+00	0.00E+00	0.00E+00	0.00E+00

FOR PATHWAY: SHORELINE EXPOSURE - LITTLE ROBBINS SLOUGH

	T. BODY	SKIN
ADULT:	1.76E-13	2.05E-13
TEEN:	9.85E-13	1.14E-12
CHILD:	2.06E-13	2.39E-13
INFANT:	0.00E+00	0.00E+00

FOR PATHWAY: SHORELINE EXPOSURE - COLORADO RIVER

	T. BODY	SKIN
ADULT:	2.86E-14	3.34E-14
TEEN:	1.61E-13	1.87E-13
CHILD:	3.36E-14	3.90E-14
INFANT:	0.00E+00	0.00E+00

FOR PATHWAY: SHORELINE EXPOSURE - MATAGORDA BAY / GULF

	T. BODY	SKIN
ADULT:	8.66E-15	1.01E-14
TEEN:	4.83E-14	5.61E-14
CHILD:	1.01E-14	1.17E-14
INFANT:	0.00E+00	0.00E+00

Table 4.7 Continued

INDIVIDUAL DOSE FACTORS FOR LIQUID EFFLUENTS -- FOR ISOTOPE : NP239

FOR PATHWAY: FRESHWATER FISH - LITTLE ROBBINS SLOUGH

	T. BODY	GI-TRACT	BONE	LIVER	KIDNEY	THYROID	LUNG
ADULT:	1.64E-12	6.12E-07	3.03E-11	2.8E-12	9.30E-12	0.00E+00	0.00E+00
TEEN:	1.79E-12	5.18E-07	3.42E-11	3.22E-12	1.01E-11	0.00E+00	0.00E+00
CHILD:	2.22E-12	2.34E-07	4.40E-11	3.16E-12	9.13E-12	0.00E+00	0.00E+00
INFANT:	0.00E+00	0.00E+00	0.00E+00	0.00E+00	0.00E+00	0.00E+00	0.00E+00

FOR PATHWAY: SALTWATER FISH - COLORADO RIVER

	T. BODY	GI-TRACT	BONE	LIVER	KIDNEY	THYROID	LUNG
ADULT:	2.68E-13	9.98E-08	4.95E-12	4.84E-13	1.52E-12	0.00E+00	0.00E+00
TEEN:	2.92E-13	8.46E-08	5.58E-12	5.26E-13	1.65E-12	0.00E+00	0.00E+00
CHILD:	3.62E-13	3.81E-08	7.17E-12	5.15E-13	1.49E-12	0.00E+00	0.00E+00
INFANT:	0.00E+00	0.00E+00	0.00E+00	0.00E+00	0.00E+00	0.00E+00	0.00E+00

FOR PATHWAY: SALTWATER FISH - MATAGORDA BAY / GULF

	T. BODY	GI-TRACT	BONE	LIVER	KIDNEY	THYROID	LUNG
ADULT:	3.22E-14	1.20E-08	5.94E-13	5.84E-14	1.82E-13	0.00E+00	0.00E+00
TEEN:	3.50E-14	1.01E-08	6.69E-13	6.31E-14	1.98E-13	0.00E+00	0.00E+00
CHILD:	4.34E-14	4.57E-09	8.61E-13	8.18E-14	1.79E-13	0.00E+00	0.00E+00
INFANT:	0.00E+00	0.00E+00	0.00E+00	0.00E+00	0.00E+00	0.00E+00	0.00E+00

FOR PATHWAY: SALTWATER INVERTEBRATES - COLORADO RIVER

	T. BODY	GI-TRACT	BONE	LIVER	KIDNEY	THYROID	LUNG
ADULT:	6.39E-14	2.38E-08	1.18E-12	1.16E-13	3.61E-13	0.00E+00	0.00E+00
TEEN:	6.39E-14	1.85E-08	1.22E-12	1.15E-13	3.61E-13	0.00E+00	0.00E+00
CHILD:	8.92E-14	9.39E-09	1.77E-12	1.27E-13	3.17E-13	0.00E+00	0.00E+00
INFANT:	0.00E+00	0.00E+00	0.00E+00	0.00E+00	0.00E+00	0.00E+00	0.00E+00

FOR PATHWAY: SALTWATER INVERTEBRATES - MATAGORDA BAY / GULF

	T. BODY	GI-TRACT	BONE	LIVER	KIDNEY	THYROID	LUNG
ADULT:	7.66E-15	2.85E-09	1.41E-13	1.39E-14	4.34E-14	0.00E+00	0.00E+00
TEEN:	7.67E-15	2.22E-09	1.46E-13	1.38E-14	4.33E-14	0.00E+00	0.00E+00
CHILD:	1.07E-14	1.13E-09	2.12E-13	1.52E-14	4.40E-14	0.00E+00	0.00E+00
INFANT:	0.00E+00	0.00E+00	0.00E+00	0.00E+00	0.00E+00	0.00E+00	0.00E+00

FOR PATHWAY: SHORELINE EXPOSURE - LITTLE ROBBINS SLOUGH

	T. BODY	SKIN
ADULT:	8.75E-11	1.01E-11
TEEN:	4.88E-10	5.65E-11
CHILD:	1.02E-10	1.18E-11
INFANT:	0.00E+00	0.00E+00

FOR PATHWAY: SHORELINE EXPOSURE - COLORADO RIVER

	T. BODY	SKIN
ADULT:	1.43E-11	1.65E-12
TEEN:	7.97E-11	9.22E-12
CHILD:	1.66E-11	1.93E-12
INFANT:	0.00E+00	0.00E+00

FOR PATHWAY: SHORELINE EXPOSURE - MATAGORDA BAY / GULF

	T. BODY	SKIN
ADULT:	4.28E-12	4.96E-13
TEEN:	2.39E-11	2.77E-12
CHILD:	4.99E-12	5.79E-13
INFANT:	0.00E+00	0.00E+00

INDIVIDUAL DOSE FACTORS FOR GASEOUS EFFLUENTS -- FOR ISOTOPE : H3

FOR PATHWAY: PLUME

	T. BODY	GI-TRACT	BONE	LIVER	KIDNEY	THYROID	LUNG	SKIN
ADULT:	0.00E+00	0.00E+00	0.00E+00	0.00E+00	0.00E+00	0.00E+00	0.00E+00	0.00E+00
TEEN:	0.00E+00	0.00E+00	0.00E+00	0.00E+00	0.00E+00	0.00E+00	0.00E+00	0.00E+00
CHILD:	0.00E+00	0.00E+00	0.00E+00	0.00E+00	0.00E+00	0.00E+00	0.00E+00	0.00E+00
INFANT:	0.00E+00	0.00E+00	0.00E+00	0.00E+00	0.00E+00	0.00E+00	0.00E+00	0.00E+00

FOR PATHWAY: GROUND

	T. BODY	GI-TRACT	BONE	LIVER	KIDNEY	THYROID	LUNG	SKIN
ADULT:	0.00E+00	0.00E+00	0.00E+00	0.00E+00	0.00E+00	0.00E+00	0.00E+00	0.00E+00
TEEN:	0.00E+00	0.00E+00	0.00E+00	0.00E+00	0.00E+00	0.00E+00	0.00E+00	0.00E+00
CHILD:	0.00E+00	0.00E+00	0.00E+00	0.00E+00	0.00E+00	0.00E+00	0.00E+00	0.00E+00
INFANT:	0.00E+00	0.00E+00	0.00E+00	0.00E+00	0.00E+00	0.00E+00	0.00E+00	0.00E+00

FOR PATHWAY: VEGETABLE

	T. BODY	GI-TRACT	BONE	LIVER	KIDNEY	THYROID	LUNG	SKIN
ADULT:	4.18E+01	4.18E+01	0.00E+00	4.18E+01	4.18E+01	4.18E+01	4.18E+01	0.00E+00
TEEN:	4.78E+01	4.78E+01	0.00E+00	4.78E+01	4.78E+01	4.78E+01	4.78E+01	0.00E+00
CHILD:	7.41E+01	7.41E+01	0.00E+00	7.41E+01	7.41E+01	7.41E+01	7.41E+01	0.00E+00
INFANT:	0.00E+00	0.00E+00	0.00E+00	0.00E+00	0.00E+00	0.00E+00	0.00E+00	0.00E+00

FOR PATHWAY: MEAT

	T. BODY	GI-TRACT	BONE	LIVER	KIDNEY	THYROID	LUNG	SKIN
ADULT:	6.04E+00	6.04E+00	0.00E+00	6.04E+00	6.04E+00	6.04E+00	6.04E+00	0.00E+00
TEEN:	3.60E+00	3.60E+00	0.00E+00	3.60E+00	3.60E+00	3.60E+00	3.60E+00	0.00E+00
CHILD:	4.35E+00	4.35E+00	0.00E+00	4.35E+00	4.35E+00	4.35E+00	4.35E+00	0.00E+00
INFANT:	0.00E+00	0.00E+00	0.00E+00	0.00E+00	0.00E+00	0.00E+00	0.00E+00	0.00E+00

FOR PATHWAY: COW MILK

	T. BODY	GI-TRACT	BONE	LIVER	KIDNEY	THYROID	LUNG	SKIN
ADULT:	1.42E+01	1.42E+01	0.00E+00	1.42E+01	1.42E+01	1.42E+01	1.42E+01	0.00E+00
TEEN:	1.85E+01	1.85E+01	0.00E+00	1.85E+01	1.85E+01	1.85E+01	1.85E+01	0.00E+00
CHILD:	2.93E+01	2.93E+01	0.00E+00	2.93E+01	2.93E+01	2.93E+01	2.93E+01	0.00E+00
INFANT:	4.44E+01	4.44E+01	0.00E+00	4.44E+01	4.44E+01	4.44E+01	4.44E+01	0.00E+00

FOR PATHWAY: GOAT MILK

	T. BODY	GI-TRACT	BONE	LIVER	KIDNEY	THYROID	LUNG	SKIN
ADULT:	2.90E+01	2.90E+01	0.00E+00	2.90E+01	2.90E+01	2.90E+01	2.90E+01	0.00E+00
TEEN:	3.78E+01	3.78E+01	0.00E+00	3.78E+01	3.78E+01	3.78E+01	3.78E+01	0.00E+00
CHILD:	5.97E+01	5.97E+01	0.00E+00	5.97E+01	5.97E+01	5.97E+01	5.97E+01	0.00E+00
INFANT:	9.06E+01	9.06E+01	0.00E+00	9.06E+01	9.06E+01	9.06E+01	9.06E+01	0.00E+00

FOR PATHWAY: INHALATION

	T. BODY	GI-TRACT	BONE	LIVER	KIDNEY	THYROID	LUNG	SKIN
ADULT:	4.01E+01	4.01E+01	0.00E+00	4.01E+01	4.01E+01	4.01E+01	4.01E+01	0.00E+00
TEEN:	4.03E+01	4.03E+01	0.00E+00	4.03E+01	4.03E+01	4.03E+01	4.03E+01	0.00E+00
CHILD:	3.57E+01	3.57E+01	0.00E+00	3.57E+01	3.57E+01	3.57E+01	3.57E+01	0.00E+00
INFANT:	2.05E+01	2.05E+01	0.00E+00	2.05E+01	2.05E+01	2.05E+01	2.05E+01	0.00E+00

INDIVIDUAL DOSE FACTORS FOR GASEOUS EFFLUENTS -- FOR ISOTOPE : C14

FOR PATHWAY: PLUME

	T. BODY	GI-TRACT	BONE	LIVER	KIDNEY	THYROID	LUNG	SKIN
ADULT:	0.00E+00	0.00E+00	0.00E+00	0.00E+00	0.00E+00	0.00E+00	0.00E+00	0.00E+00
TEEN:	0.00E+00	0.00E+00	0.00E+00	0.00E+00	0.00E+00	0.00E+00	0.00E+00	0.00E+00
CHILD:	0.00E+00	0.00E+00	0.00E+00	0.00E+00	0.00E+00	0.00E+00	0.00E+00	0.00E+00
INFANT:	0.00E+00	0.00E+00	0.00E+00	0.00E+00	0.00E+00	0.00E+00	0.00E+00	0.00E+00

FOR PATHWAY: GROUND

	T. BODY	GI-TRACT	BONE	LIVER	KIDNEY	THYROID	LUNG	SKIN
ADULT:	0.00E+00	0.00E+00	0.00E+00	0.00E+00	0.00E+00	0.00E+00	0.00E+00	0.00E+00
TEEN:	0.00E+00	0.00E+00	0.00E+00	0.00E+00	0.00E+00	0.00E+00	0.00E+00	0.00E+00
CHILD:	0.00E+00	0.00E+00	0.00E+00	0.00E+00	0.00E+00	0.00E+00	0.00E+00	0.00E+00
INFANT:	0.00E+00	0.00E+00	0.00E+00	0.00E+00	0.00E+00	0.00E+00	0.00E+00	0.00E+00

FOR PATHWAY: VEGETABLE

	T. BODY	GI-TRACT	BONE	LIVER	KIDNEY	THYROID	LUNG	SKIN
ADULT:	5.68E+03	5.68E+03	2.84E+04	5.68E+03	5.68E+03	5.68E+03	5.68E+03	0.00E+00
TEEN:	9.22E+03	9.22E+03	4.61E+04	9.22E+03	9.22E+03	9.22E+03	9.22E+03	0.00E+00
CHILD:	2.22E+04	2.22E+04	1.11E+05	2.22E+04	2.22E+04	2.22E+04	2.22E+04	0.00E+00
INFANT:	0.00E+00	0.00E+00	0.00E+00	0.00E+00	0.00E+00	0.00E+00	0.00E+00	0.00E+00

FOR PATHWAY: MEAT

	T. BODY	GI-TRACT	BONE	LIVER	KIDNEY	THYROID	LUNG	SKIN
ADULT:	2.11E+03	2.11E+03	1.06E+04	2.11E+03	2.11E+03	2.11E+03	2.11E+03	0.00E+00
TEEN:	1.78E+03	1.78E+03	8.91E+03	1.78E+03	1.78E+03	1.78E+03	1.78E+03	0.00E+00
CHILD:	3.35E+03	3.35E+03	1.68E+04	3.35E+03	3.35E+03	3.35E+03	3.35E+03	0.00E+00
INFANT:	0.00E+00	0.00E+00	0.00E+00	0.00E+00	0.00E+00	0.00E+00	0.00E+00	0.00E+00

FOR PATHWAY: COW MILK

	T. BODY	GI-TRACT	BONE	LIVER	KIDNEY	THYROID	LUNG	SKIN
ADULT:	2.30E+03	2.30E+03	1.15E+04	2.30E+03	2.30E+03	2.30E+03	2.30E+03	0.00E+00
TEEN:	4.25E+03	4.25E+03	2.12E+04	4.25E+03	4.25E+03	4.25E+03	4.25E+03	0.00E+00
CHILD:	1.04E+04	1.04E+04	5.22E+04	1.04E+04	1.04E+04	1.04E+04	1.04E+04	0.00E+00
INFANT:	2.18E+04	2.18E+04	1.02E+05	2.18E+04	2.18E+04	2.18E+04	2.18E+04	0.00E+00

FOR PATHWAY: GOAT MILK

	T. BODY	GI-TRACT	BONE	LIVER	KIDNEY	THYROID	LUNG	SKIN
ADULT:	2.30E+03	2.30E+03	1.15E+04	2.30E+03	2.30E+03	2.30E+03	2.30E+03	0.00E+00
TEEN:	4.25E+03	4.25E+03	2.12E+04	4.25E+03	4.25E+03	4.25E+03	4.25E+03	0.00E+00
CHILD:	1.04E+04	1.04E+04	5.22E+04	1.04E+04	1.04E+04	1.04E+04	1.04E+04	0.00E+00
INFANT:	2.18E+04	2.18E+04	1.02E+05	2.18E+04	2.18E+04	2.18E+04	2.18E+04	0.00E+00

FOR PATHWAY: INHALATION

	T. BODY	GI-TRACT	BONE	LIVER	KIDNEY	THYROID	LUNG	SKIN
ADULT:	1.08E+02	1.08E+02	5.76E+02	1.08E+02	1.08E+02	1.08E+02	1.08E+02	0.00E+00
TEEN:	1.54E+02	1.54E+02	8.24E+02	1.54E+02	1.54E+02	1.54E+02	1.54E+02	0.00E+00
CHILD:	2.13E+02	2.13E+02	1.14E+03	2.13E+02	2.13E+02	2.13E+02	2.13E+02	0.00E+00
INFANT:	1.68E+02	1.68E+02	8.39E+02	1.68E+02	1.68E+02	1.68E+02	1.68E+02	0.00E+00

INDIVIDUAL DOSE FACTORS FOR GASEOUS EFFLUENTS — FOR ISOTOPE : A341

---FOR PATHWAY: PLUME

[illegible]

---FOR -PATHWAY:-GROUND

[illegible]

FOR PATHWAY: VEGETABLE

[illegible]

FCR PATHWAY: MEAT

[illegible]

-FCR PATHWAY: COW MILK

[illegible]

FOR PATHWAY: GCAT MILK

[illegible]

ECR PATHWAY: INHALATION

[illegible]

ECR PATHWAY: PLUME

FOR_PATHWAY: GROUNDFCR_PATHWAY: VEGTABLE

FOR PATHWAYS: MEAT

FDR PATHWAY: CDW MILK

FOR PATHWAY: GOAT MILK

FOR PATHWAY: INHALATION

[illegible]

FD2 PATHWAY: PLUME

	T. BODY	GI-TRACT	BONE	LIVER	KIDNEY	THYROID	LUNG	SKIN
ADULT:	2.60E+01	2.60E+01	2.60E+01	2.60E+01	2.60E+01	2.60E+01	2.66E+01	7.66E+01
TEEN:	2.60E+01	2.60E+01	2.60E+01	2.60E+01	2.60E+01	2.60E+01	2.66E+01	7.66E+01
CHILD:	2.60E+01	2.60E+01	2.60E+01	2.60E+01	2.60E+01	2.60E+01	2.66E+01	7.66E+01
INFANT:	2.60E+01	2.60E+01	2.60E+01	2.60E+01	2.60E+01	2.60E+01	2.66E+01	7.66E+01

FOR_PATHWAY: GROUND

[illegible]

FOR PATHWAY: VEGETABLE

[illegible]

ECR PATHWAY: MEAT

[illegible]

FDR PATHWAY: COW MILK

[illegible]

FOR PATHWAY: GOAT MILK

[illegible]ECR PATHWAY: INHALATION[illegible]

FC2 PATHWAY: PLUME

-FOR-PATHWAY: GROUND

FOR PATHWAY:—VEGETABLE

FOR PATHWAY: MEAT

FOR PATHWAY: COW MILK

FOR PATHWAY: GOAT MILK

ECR PATHWAY: INHALATION

[illegible]

FOR PATHWAY: PLUME

FOR PATHWAY: GROUNDFOR PATHWAY: VEGETABLE

ECR PATHWAY: MEAT

FDR_PATHWAYS: CDW_MILK

FOR PATHWAY: GOAT MILK

FOR PATHWAY: INHALATION

[illegible]

INDIVIDUAL DOSE FACTORS FOR GASEOUS EFFLUENTS — FOR ISOTOPE : KRSB

EDR PATHWAY: PLUME

	T. BODY	GI-TRACT	BONE	LIVER	KIDNEY	THYROID	LUNG	SKIN
ADULT:	3.26E+02	3.26E+02	3.26E+02	3.26E+02	3.26E+02	3.26E+02	3.27E+02	4.50E+02
TEEN:	3.26E+02	3.26E+02	3.26E+02	3.26E+02	3.26E+02	3.26E+02	3.27E+02	4.50E+02
CHILD:	3.26E+02	3.26E+02	3.26E+02	3.26E+02	3.26E+02	3.26E+02	3.27E+02	4.50E+02
INFANT:	3.26E+02	3.26E+02	3.26E+02	3.26E+02	3.26E+02	3.26E+02	3.27E+02	4.50E+02

FOR PATHWAY: GROUND

[illegible]

FOR PATHWAY: VEGETABLE

[illegible]

FOR PATHWAYS: MEAT

[illegible]

FOR_PATHWAY: COW MILK

[illegible]

FOR PATHWAY: GOAT MILK

[illegible]

FOR PATHWAY: INHALATION

[illegible]

INDIVIDUAL DOSE FACTORS FOR GASEOUS EFFLUENTS -- FOR ISOTOPE : KR89

FOR PATHWAY: PLUME

	T. BODY GI-TRACT			BONE	LIVER	KIDNEY	THYROID	LUNG	SKIN
ADULT:	3.68E+02	3.68E+02	3.68E+02	3.68E+02	3.68E+02	3.68E+02	3.68E+02	3.72E+02	7.46E+02
TEEN:	3.68E+02	3.68E+02	3.68E+02	3.68E+02	3.68E+02	3.68E+02	3.68E+02	3.72E+02	7.46E+02
CHILD:	3.68E+02	3.68E+02	3.68E+02	3.68E+02	3.68E+02	3.68E+02	3.68E+02	3.72E+02	7.46E+02
INFANT:	3.68E+02	3.68E+02	3.68E+02	3.68E+02	3.68E+02	3.68E+02	3.68E+02	3.72E+02	7.46E+02

FOR PATHWAY: GROUND

[illegible]

FOR PATHWAY:—VEGETABLE

[illegible]

FCR PATHWAY: MEAT

[illegible]

~~FOR PATHWAY: COW MILK~~

[illegible]

ECR PATHWAY: GOAT MILK

[illegible]

FOR PATHWAY: INHALATION

[illegible]

INDIVIDUAL DOSE FACTORS FOR GASEOUS EFFLUENTS -- FOR ISOTOPE : KR90

FOR PATHWAY: PLUME

	T. BODY	GI-TRACT	BONE	LIVER	KIDNEY	THYROID	LUNG	SKIN
ADULT:	3.46E+02	3.46E+02	3.46E+02	3.46E+02	3.46E+02	3.46E+02	3.49E+02	6.33E+02
TEEN:	3.46E+02	3.46E+02	3.46E+02	3.46E+02	3.46E+02	3.46E+02	3.49E+02	6.33E+02
CHILD:	3.46E+02	3.46E+02	3.46E+02	3.46E+02	3.46E+02	3.46E+02	3.49E+02	6.33E+02
INFANT:	3.46E+02	3.46E+02	3.46E+02	3.46E+02	3.46E+02	3.46E+02	3.49E+02	6.33E+02

FOR PATHWAY: GROUND

[illegible]

FOR PATHWAY: VEGETABLE

[illegible]

FOR PATHWAY: MEAT

[illegible]

FOR PATHWAY: COW MILK

[illegible]

FOR PATHWAY: GOAT MILK

[illegible]

FOR PATHWAY: INHALATION

[illegible]

FOR PATHWAY: PLUME

FOR-PATHWAY: GROUND

FOR PATHWAY: VEGETABLE

FCR PATHWAY: MEAT

FOR PATHWAY: CDW MILK

FOR PATHWAY: GOAT MILK

ECR PATHWAY: INHALATION[illegible]

FCR PATHWAY: PLUME

FOR PATHWAY: GROUND

FOR PATHWAY:--VEGETABLE

FCR-PATHWAY:-MEAT

FOR PATHWAY: COW MILK

FDR PATHWAY: GOAT MILK

FOR PATHWAY: INHALATION

[illegible]

INDIVIDUAL DOSE FACTORS FOR GASEOUS EFFLUENTS -- FOR ISOTOPE : X2133

FDR PATHWAYS: PLUME

	T. BODY	GI-TRACT	BONE	LIVER	KIDNEY	THYROID	LUNG	SKIN
ADULT:	6.52E+00	6.52E+00	6.52E+00	6.52E+00	6.52E+00	6.52E+00	6.86E+00	1.84E+01
TEEN:	6.52E+00	6.52E+00	6.52E+00	6.52E+00	6.52E+00	6.52E+00	6.86E+00	1.84E+01
CHILD:	6.52E+00	6.52E+00	6.52E+00	6.52E+00	6.52E+00	6.52E+00	6.86E+00	1.84E+01
INFANT:	6.52E+00	6.52E+00	6.52E+00	6.52E+00	6.52E+00	6.52E+00	6.86E+00	1.84E+01

FCR...PATHWAY:- GROUND

[illegible]

FCR_PATHWAY: VEGETABLE

[illegible]

EQR_PATHWAY: MEAT

[illegible]

FOR PATHWAY: COW MILK

[illegible]

FOR PATHWAY: GOAT MILK

[illegible]ECR PATHWAY: INHALATION[illegible]

FOR PATHWAY: PLUME

FCR PATHWAY: GROUNDFDR PATHWAY: VEGETABLE

FOR PATHWAYS: MEAT

FOR PATHWAY: COW MILK

FOR PATHWAY: GOAT MILK

FOR PATHWAY: INHALATION

[illegible]

FOR PATHWAY: PLUME

FCR -PATHWAY: GROUND

FDR PATHWAY: VEGETABLE

FOR PATHWAY: MEAT

FOR PATHWAYS: COW MILK

FCR PATHWAY: GOAT MILK

ECR PATHWAY: INHALATION

[illegible]

INDIVIDUAL DOSE FACTORS FOR GASEOUS EFFLUENTS -- FOR ISOTOPE : Xe137

FOR PATHWAY: PLUME

	T. BODY GI-TRACT			BONE	LIVER	KIDNEY	THYROID	LUNG	SKIN
ADULT:	3.15E+01	3.15E+01	3.15E+01	3.15E+01	3.15E+01	3.15E+01	3.15E+01	3.54E+01	4.24E+02
TEEN:	3.15E+01	3.15E+01	3.15E+01	3.15E+01	3.15E+01	3.15E+01	3.15E+01	3.54E+01	4.24E+02
CHILD:	3.15E+01	3.15E+01	3.15E+01	3.15E+01	3.15E+01	3.15E+01	3.15E+01	3.54E+01	4.24E+02
INFANT:	3.15E+01	3.15E+01	3.15E+01	3.15E+01	3.15E+01	3.15E+01	3.15E+01	3.54E+01	4.24E+02

FCR PATHWAY: GROUND

[illegible]

FCR PATHWAY: VEGETABLE

[illegible]

FCR PATHWAY: MEAT

[illegible]

FOR PATHWAY: COW MILK

[illegible]

FOR PATHWAY: GOAT MILK

[illegible]

FOR PATHWAY: INHALATION

[illegible]

INDIVIDUAL DOSE FACTORS FOR GASEOUS EFFLUENTS — FOR ISOTOPE : Xe138

FOR PATHWAY: PLUME

	T. BODY	GI-TRACT	BONE	LIVER	KIDNEY	THYROID	LUNG	SKIN
ADULT:	1.96E+02	1.96E+02	1.96E+02	1.96E+02	1.96E+02	1.96E+02	1.93E+02	3.58E+02
TEEN:	1.96E+02	1.96E+02	1.96E+02	1.96E+02	1.96E+02	1.96E+02	1.98E+02	3.58E+02
CHILD:	1.96E+02	1.96E+02	1.96E+02	1.96E+02	1.96E+02	1.96E+02	1.96E+02	3.58E+02
INFANT:	1.96E+02	1.96E+02	1.96E+02	1.96E+02	1.55E+02	1.96E+02	1.93E+02	3.58E+02

ECR_PATHWAY: GROUND

	T.	BODY	G.I-TRACT	BONE	LIVER	KIDNEY	THYROID	LUNG	SKIN
ADULT:	0.00E+00	0.00E+00	0.00E+00	0.00E+00	0.00E+00	0.00E+00	0.00E+0C	0.00E+00	0.00E+00
TEEN:	0.00E+00	0.00E+00	0.00E+00	0.00E+00	0.00E+00	C.00E+00	0.00E+00	C.00E+00	0.00E+00
CHILD:	0.00E+00	0.00E+00	0.00E+00	0.00E+C0	0.00E+00	0.00E+00	0.00E+00	0.00E+00	0.00E+00
INFANT:	0.00E+00	0.00E+00	0.00E+00	0.00E+00	0.00E+00	0.00E+00	0.00E+00	C.00E+00	0.00E+00

FOR PATHWAY: VEGETABLE

[illegible]

FOR PATHWAY: MEAT

[illegible]

FCR_PATHWAY: COW MILK

[illegible]

ECR PATHWAY: GOAT MILK

[illegible]

ECR PATHWAY: INHALATION

[illegible]

INDIVIDUAL DOSE FACTORS FOR GASEOUS EFFLUENTS -- FOR ISOTOPE : CR51

FOR PATHWAY: PLUME

	T. BODY GI-TRACT	BONE	LIVER	KIDNEY	THYROID	LUNG	SKIN
ADULT:	0.00E+00	0.00E+00	0.00E+00	0.00E+00	0.00E+00	0.00E+00	0.00E+00
TEEN:	0.00E+00	0.00E+00	0.00E+00	0.00E+00	0.00E+00	0.00E+00	0.00E+00
CHILD:	0.00E+00	0.00E+00	0.00E+00	0.00E+00	0.00E+00	0.00E+00	0.00E+00
INFANT:	0.00E+00	0.00E+00	0.00E+00	0.00E+00	0.00E+00	0.00E+00	0.00E+00

FOR PATHWAY: GROUND

	T. BODY GI-TRACT	BONE	LIVER	KIDNEY	THYROID	LUNG	SKIN
ADULT:	1.43E+05	1.43E+05	1.43E+05	1.43E+05	1.43E+05	1.43E+05	1.69E+05
TEEN:	1.43E+05	1.43E+05	1.43E+05	1.43E+05	1.43E+05	1.43E+05	1.69E+05
CHILD:	1.43E+05	1.43E+05	1.43E+05	1.43E+05	1.43E+05	1.43E+05	1.69E+05
INFANT:	1.43E+05	1.43E+05	1.43E+05	1.43E+05	1.43E+05	1.43E+05	1.69E+05

FOR PATHWAY: VEGETABLE

	T. BODY GI-TRACT	BONE	LIVER	KIDNEY	THYROID	LUNG	SKIN
ADULT:	1.39E+03	3.50E+05	0.00E+00	0.00E+00	3.06E+02	8.31E+02	1.84E+03
TEEN:	1.85E+03	3.10E+05	0.00E+00	0.00E+00	4.05E+02	1.03E+03	2.64E+03
CHILD:	3.51E+03	1.86E+05	0.00E+00	0.00E+00	5.32E+02	1.95E+03	3.56E+03
INFANT:	0.00E+00	0.00E+00	0.00E+00	0.00E+00	0.00E+00	0.00E+00	0.00E+00

FOR PATHWAY: MEAT

	T. BODY GI-TRACT	BONE	LIVER	KIDNEY	THYROID	LUNG	SKIN
ADULT:	1.91E+02	4.81E+04	0.00E+00	0.00E+00	4.21E+01	1.14E+02	2.54E+02
TEEN:	1.53E+02	2.57E+04	0.00E+00	0.00E+00	3.35E+01	8.49E+01	2.18E+02
CHILD:	2.38E+02	1.26E+04	0.00E+00	0.00E+00	3.61E+01	1.32E+02	2.42E+02
INFANT:	0.00E+00	0.00E+00	0.00E+00	0.00E+00	0.00E+00	0.00E+00	0.00E+00

FOR PATHWAY: COW MILK

	T. BODY GI-TRACT	BONE	LIVER	KIDNEY	THYROID	LUNG	SKIN
ADULT:	7.74E+02	1.95E+05	0.00E+00	0.00E+00	1.70E+02	4.62E+02	1.03E+03
TEEN:	1.35E+03	2.27E+05	0.00E+00	0.00E+00	2.06E+02	7.51E+02	1.93E+03
CHILD:	2.76E+03	1.46E+05	0.00E+00	0.00E+00	4.16E+02	1.53E+03	2.79E+03
INFANT:	4.37E+03	1.27E+05	0.00E+00	0.00E+00	6.22E+02	2.85E+03	5.54E+03

FOR PATHWAY: GOAT MILK

	T. BODY GI-TRACT	BONE	LIVER	KIDNEY	THYROID	LUNG	SKIN
ADULT:	9.28E+01	2.33E+04	0.00E+00	0.00E+00	2.05E+01	5.55E+01	1.23E+02
TEEN:	1.62E+02	2.72E+04	0.00E+00	0.00E+00	3.55E+01	9.01E+01	2.31E+02
CHILD:	3.31E+02	1.75E+04	0.00E+00	0.00E+00	5.02E+01	1.94E+02	3.35E+02
INFANT:	5.24E+02	1.53E+04	0.00E+00	0.00E+00	7.47E+01	3.42E+02	6.65E+02

FOR PATHWAY: INHALATION

	T. BODY GI-TRACT	BONE	LIVER	KIDNEY	THYROID	LUNG	SKIN
ADULT:	3.17E+00	1.05E+02	0.00E+00	0.00E+00	7.23E-01	1.89E+00	4.56E+02
TEEN:	4.29E+00	9.51E+01	0.00E+00	0.00E+00	9.74E-01	2.38E+00	6.64E+02
CHILD:	4.89E+00	3.44E+01	0.00E+00	0.00E+00	7.71E-01	2.71E+00	5.38E+02
INFANT:	2.84E+00	1.13E+01	0.00E+00	0.00E+00	4.19E-01	1.82E+00	4.07E+02

INDIVIDUAL DOSE FACTORS FOR GASEOUS EFFLUENTS -- FOR ISOTOPE : MN54

FOR PATHWAY: PLUME

	T. BODY	GI-TRACT	BONE	LIVER	KIDNEY	THYROID	LUNG	SKIN
ADULT:	0.00E+00	0.00E+00	0.00E+00	0.00E+00	0.00E+00	0.00E+00	0.00E+00	0.00E+00
TEEN:	0.00E+00	0.00E+00	0.00E+00	0.00E+00	0.00E+00	0.00E+00	0.00E+00	0.00E+00
CHILD:	0.00E+00	0.00E+00	0.00E+00	0.00E+00	0.00E+00	0.00E+00	0.00E+00	0.00E+00
INFANT:	0.00E+00	0.00E+00	0.00E+00	0.00E+00	0.00E+00	0.00E+00	0.00E+00	0.00E+00

FOR PATHWAY: GROUND

	T. BODY	GI-TRACT	BONE	LIVER	KIDNEY	THYROID	LUNG	SKIN
ADULT:	4.23E+07	4.23E+07	4.23E+07	4.23E+07	4.23E+07	4.23E+07	4.23E+07	4.96E+07
TEEN:	4.23E+07	4.23E+07	4.23E+07	4.23E+07	4.23E+07	4.23E+07	4.23E+07	4.96E+07
CHILD:	4.23E+07	4.23E+07	4.23E+07	4.23E+07	4.23E+07	4.23E+07	4.23E+07	4.96E+07
INFANT:	4.23E+07	4.23E+07	4.23E+07	4.23E+07	4.23E+07	4.23E+07	4.23E+07	4.96E+07

FOR PATHWAY: VEGETABLE

	T. BODY	GI-TRACT	BONE	LIVER	KIDNEY	THYROID	LUNG	SKIN
ADULT:	1.77E+06	2.34E+07	0.00E+00	9.27E+06	2.76E+06	0.00E+00	0.00E+00	0.00E+00
TEEN:	2.67E+06	2.76E+07	0.00E+00	1.35E+07	4.01E+06	0.00E+00	0.00E+00	0.00E+00
CHILD:	5.24E+06	1.65E+07	0.00E+00	1.97E+07	5.52E+06	0.00E+00	0.00E+00	0.00E+00
INFANT:	0.00E+00	0.00E+00	0.00E+00	0.00E+00	0.00E+00	0.00E+00	0.00E+00	0.00E+00

FOR PATHWAY: MEAT

	T. BODY	GI-TRACT	BONE	LIVER	KIDNEY	THYROID	LUNG	SKIN
ADULT:	4.23E+04	6.79E+05	0.00E+00	2.22E+05	6.60E+04	0.00E+00	0.00E+00	0.00E+00
TEEN:	3.35E+04	3.47E+05	0.00E+00	1.69E+05	5.04E+04	0.00E+00	0.00E+00	0.00E+00
CHILD:	5.15E+04	1.52E+05	0.00E+00	1.93E+05	5.42E+04	0.00E+00	0.00E+00	0.00E+00
INFANT:	0.00E+00	0.00E+00	0.00E+00	0.00E+00	0.00E+00	0.00E+00	0.00E+00	0.00E+00

FOR PATHWAY: COW MILK

	T. BODY	GI-TRACT	BONE	LIVER	KIDNEY	THYROID	LUNG	SKIN
ADULT:	3.88E+04	6.22E+05	0.00E+00	2.03E+05	6.05E+04	0.00E+00	0.00E+00	0.00E+00
TEEN:	6.71E+04	6.94E+05	0.00E+00	3.38E+05	1.01E+05	0.00E+00	0.00E+00	0.00E+00
CHILD:	1.35E+05	4.25E+05	0.00E+00	5.06E+05	1.42E+05	0.00E+00	0.00E+00	0.00E+00
INFANT:	2.13E+05	3.46E+05	0.00E+00	9.42E+05	2.09E+05	0.00E+00	0.00E+00	0.00E+00

FOR PATHWAY: GOAT MILK

	T. BODY	GI-TRACT	BONE	LIVER	KIDNEY	THYROID	LUNG	SKIN
ADULT:	4.65E+03	7.47E+04	0.00E+00	2.44E+04	7.25E+03	0.00E+00	0.00E+00	0.00E+00
TEEN:	8.05E+03	8.33E+04	0.00E+00	4.06E+04	1.21E+04	0.00E+00	0.00E+00	0.00E+00
CHILD:	1.62E+04	5.10E+04	0.00E+00	6.08E+04	1.70E+04	0.00E+00	0.00E+00	0.00E+00
INFANT:	2.56E+04	4.15E+04	0.00E+00	1.13E+05	2.50E+04	0.00E+00	0.00E+00	0.00E+00

FOR PATHWAY: INHALATION

	T. BODY	GI-TRACT	BONE	LIVER	KIDNEY	THYROID	LUNG	SKIN
ADULT:	2.00E+02	2.45E+03	0.00E+00	1.26E+03	3.12E+02	0.00E+00	4.44E+04	0.00E+00
TEEN:	2.66E+02	2.12E+03	0.00E+00	1.62E+03	4.03E+02	0.00E+00	6.29E+04	0.00E+00
CHILD:	3.01E+02	7.26E+02	0.00E+00	1.36E+03	3.18E+02	0.00E+00	5.00E+04	0.00E+00
INFANT:	1.58E+02	2.24E+02	0.00E+00	8.03E+02	1.58E+02	0.00E+00	3.17E+04	0.00E+00

INDIVIDUAL DOSE FACTORS FOR GASEOUS EFFLUENTS -- FOR ISOTOPE : F259

FOR PATHWAY: PLUME

	T. BODY	GI-TRACT	BONE	LIVER	KIDNEY	THYROID	LUNG	SKIN
ADULT:	0.00E+00	0.00E+00	0.00E+00	0.00E+00	0.00E+00	0.00E+00	0.00E+00	0.00E+00
TEEN:	0.00E+00	0.00E+00	0.00E+00	0.00E+00	0.00E+00	0.00E+00	0.00E+00	0.00E+00
CHILD:	0.00E+00	0.00E+00	0.00E+00	0.00E+00	0.00E+00	0.00E+00	0.00E+00	0.00E+00
INFANT:	0.00E+00	0.00E+00	0.00E+00	0.00E+00	0.00E+00	0.00E+00	0.00E+00	0.00E+00

FOR PATHWAY: GROUND

	T. BODY	GI-TRACT	BONE	LIVER	KIDNEY	THYROID	LUNG	SKIN
ADULT:	8.34E+06	8.34E+06	8.34E+06	8.34E+06	8.34E+06	8.34E+06	8.34E+06	9.80E+06
TEEN:	8.34E+06	8.34E+06	8.34E+06	8.34E+06	8.34E+06	8.34E+06	8.34E+06	9.30E+06
CHILD:	8.34E+06	8.34E+06	8.34E+06	8.34E+06	8.34E+06	8.34E+06	8.34E+06	9.80E+06
INFANT:	8.34E+06	8.34E+06	8.34E+06	8.34E+06	8.34E+06	8.34E+06	8.34E+06	9.30E+06

FOR PATHWAY: VEGETABLE

	T. BODY	GI-TRACT	BONE	LIVER	KIDNEY	THYROID	LUNG	SKIN
ADULT:	3.36E+06	2.92E+07	3.73E+06	8.76E+06	0.00E+00	0.00E+00	2.45E+06	0.00E+00
TEEN:	4.78E+06	2.93E+07	5.30E+06	1.24E+07	0.00E+00	0.00E+00	3.90E+06	0.00E+00
CHILD:	9.47E+06	1.98E+07	1.17E+07	1.90E+07	0.00E+00	0.00E+00	5.51E+06	0.00E+00
INFANT:	0.00E+00	0.00E+00	0.00E+00	0.00E+00	0.00E+00	0.00E+00	0.00E+00	0.00E+00

FOR PATHWAY: MEAT

	T. BODY	GI-TRACT	BONE	LIVER	KIDNEY	THYROID	LUNG	SKIN
ADULT:	6.22E+06	5.41E+07	6.90E+06	1.62E+07	0.00E+00	0.00E+00	4.53E+06	0.00E+00
TEEN:	4.57E+06	3.04E+07	5.51E+06	1.29E+07	0.00E+00	0.00E+00	4.06E+06	0.00E+00
CHILD:	7.88E+06	1.65E+07	9.78E+06	1.58E+07	0.00E+00	0.00E+00	4.59E+06	0.00E+00
INFANT:	0.00E+00	0.00E+00	0.00E+00	0.00E+00	0.00E+00	0.00E+00	0.00E+00	0.00E+00

FOR PATHWAY: COW MILK

	T. BODY	GI-TRACT	BONE	LIVER	KIDNEY	THYROID	LUNG	SKIN
ADULT:	6.95E+05	6.04E+06	7.71E+05	1.81E+06	0.00E+00	0.00E+00	5.07E+05	0.00E+00
TEEN:	1.21E+06	7.43E+06	1.35E+06	3.14E+06	0.00E+00	0.00E+00	9.91E+05	0.00E+00
CHILD:	2.52E+06	5.26E+06	3.12E+06	5.05E+06	0.00E+00	0.00E+00	1.46E+06	0.00E+00
INFANT:	4.01E+06	4.26E+06	5.83E+06	1.02E+07	0.00E+00	0.00E+00	3.01E+06	0.00E+00

FOR PATHWAY: GOAT MILK

	T. BODY	GI-TRACT	BONE	LIVER	KIDNEY	THYROID	LUNG	SKIN
ADULT:	9.04E+03	7.86E+04	1.00E+04	2.36E+04	0.00E+00	0.00E+00	6.59E+03	0.00E+00
TEEN:	1.53E+04	1.51E+04	1.75E+04	4.09E+04	0.00E+00	0.00E+00	1.29E+04	0.00E+00
CHILD:	3.27E+04	8.71E+04	4.06E+04	6.57E+04	0.00E+00	0.00E+00	1.90E+04	0.00E+00
INFANT:	5.22E+04	6.32E+04	7.58E+04	1.32E+05	0.00E+00	0.00E+00	3.91E+04	0.00E+00

FOR PATHWAY: INHALATION

	T. BODY	GI-TRACT	BONE	LIVER	KIDNEY	THYROID	LUNG	SKIN
ADULT:	3.35E+02	5.96E+03	3.73E+02	8.81E+02	0.00E+00	0.00E+00	3.22E+04	0.00E+00
TEEN:	4.54E+02	5.66E+03	5.05E+02	1.17E+03	0.00E+00	0.00E+00	4.84E+04	0.00E+00
CHILD:	5.29E+02	2.24E+03	6.56E+02	1.06E+03	0.00E+00	0.00E+00	4.02E+04	0.00E+00
INFANT:	3.00E+02	7.36E+02	4.30E+02	7.46E+02	0.00E+00	0.00E+00	3.22E+04	0.00E+00

INDIVIDUAL DOSE FACTORS FOR GASEOUS EFFLUENTS -- FOR ISOTOPE : C058

FOR PATHWAY: PLUME

	T. BODY	GI-TRACT	BONE	LIVER	KIDNEY	THYROID	LUNG	SKIN
ADULT:	0.00E+00	0.00E+00	0.00E+00	0.00E+00	0.00E+00	0.00E+00	0.00E+00	0.00E+00
TEEN:	0.00E+00	0.00E+00	0.00E+00	0.00E+00	0.00E+00	0.00E+00	0.00E+00	0.00E+00
CHILD:	0.00E+00	0.00E+00	0.00E+00	0.00E+00	0.00E+00	0.00E+00	0.00E+00	0.00E+00
INFANT:	0.00E+00	0.00E+00	0.00E+00	0.00E+00	0.00E+00	0.00E+00	0.00E+00	0.00E+00

FOR PATHWAY: GROUND

	T. BODY	GI-TRACT	BONE	LIVER	KIDNEY	THYROID	LUNG	SKIN
ADULT:	1.16E+07	1.16E+07	1.16E+07	1.16E+07	1.16E+07	1.16E+07	1.16E+07	1.36E+07
TEEN:	1.16E+07	1.16E+07	1.16E+07	1.16E+07	1.16E+07	1.16E+07	1.16E+07	1.36E+07
CHILD:	1.16E+07	1.16E+07	1.16E+07	1.16E+07	1.16E+07	1.16E+07	1.16E+07	1.36E+07
INFANT:	1.16E+07	1.16E+07	1.16E+07	1.16E+07	1.16E+07	1.16E+07	1.16E+07	1.36E+07

FOR PATHWAY: VEGETABLE

	T. BODY	GI-TRACT	BONE	LIVER	KIDNEY	THYROID	LUNG	SKIN
ADULT:	2.02E+06	1.83E+07	0.00E+00	9.02E+05	0.00E+00	0.00E+00	0.00E+00	0.00E+00
TEEN:	2.95E+06	1.76E+07	0.00E+00	1.28E+06	0.00E+00	0.00E+00	0.00E+00	0.00E+00
CHILD:	5.78E+06	1.10E+07	0.00E+00	1.39E+06	0.00E+00	0.00E+00	0.00E+00	0.00E+00
INFANT:	0.00E+00	0.00E+00	0.00E+00	0.00E+00	0.00E+00	0.00E+00	0.00E+00	0.00E+00

FOR PATHWAY: MEAT

	T. BODY	GI-TRACT	BONE	LIVER	KIDNEY	THYROID	LUNG	SKIN
ADULT:	1.03E+06	9.30E+06	0.00E+00	4.59E+05	0.00E+00	0.00E+00	0.00E+00	0.00E+00
TEEN:	8.16E+05	4.88E+06	0.00E+00	3.54E+05	0.00E+00	0.00E+00	0.00E+00	0.00E+00
CHILD:	1.27E+06	2.41E+06	0.00E+00	4.13E+05	0.00E+00	0.00E+00	0.00E+00	0.00E+00
INFANT:	0.00E+00	0.00E+00	0.00E+00	0.00E+00	0.00E+00	0.00E+00	0.00E+00	0.00E+00

FOR PATHWAY: COW MILK

	T. BODY	GI-TRACT	BONE	LIVER	KIDNEY	THYROID	LUNG	SKIN
ADULT:	2.66E+05	2.41E+06	0.00E+00	1.19E+05	0.00E+00	0.00E+00	0.00E+00	0.00E+00
TEEN:	4.61E+05	2.75E+06	0.00E+00	3.00E+05	0.00E+00	0.00E+00	0.00E+00	0.00E+00
CHILD:	9.35E+05	1.78E+06	0.00E+00	3.05E+05	0.00E+00	0.00E+00	0.00E+00	0.00E+00
INFANT:	1.52E+06	1.52E+06	0.00E+00	6.11E+05	0.00E+00	0.00E+00	0.00E+00	0.00E+00

FOR PATHWAY: GOAT MILK

	T. BODY	GI-TRACT	BONE	LIVER	KIDNEY	THYROID	LUNG	SKIN
ADULT:	3.19E+04	2.89E+05	0.00E+00	1.42E+04	0.00E+00	0.00E+00	0.00E+00	0.00E+00
TEEN:	5.53E+04	3.31E+05	0.00E+00	2.40E+04	0.00E+00	0.00E+00	0.00E+00	0.00E+00
CHILD:	1.12E+05	2.14E+05	0.00E+00	3.66E+04	0.00E+00	0.00E+00	0.00E+00	0.00E+00
INFANT:	1.83E+05	1.93E+05	0.00E+00	7.33E+04	0.00E+00	0.00E+00	0.00E+00	0.00E+00

FOR PATHWAY: INHALATION

	T. BODY	GI-TRACT	BONE	LIVER	KIDNEY	THYROID	LUNG	SKIN
ADULT:	6.57E+01	3.37E+03	0.00E+00	5.02E+01	0.00E+00	0.00E+00	2.94E+04	0.00E+00
TEEN:	8.80E+01	3.02E+03	0.00E+00	6.57E+01	0.00E+00	0.00E+00	4.26E+04	0.00E+00
CHILD:	1.00E+02	1.09E+03	0.00E+00	5.62E+01	0.00E+00	0.00E+00	3.51E+04	0.00E+00
INFANT:	5.77E+01	3.53E+02	0.00E+00	3.87E+01	0.00E+00	0.00E+00	2.46E+04	0.00E+00

INDIVIDUAL DOSE FACTORS FOR GASEOUS EFFLUENTS -- FOR ISOTOPE : C360

FOR PATHWAY: PLUME

	T. BODY	GI-TRACT	BONE	LIVER	KIDNEY	THYROID	LUNG	SKIN
ADULT:	0.00E+00	0.00E+00	0.00E+00	0.00E+00	0.00E+00	0.00E+00	0.00E+00	0.00E+00
TEEN:	0.00E+00	0.00E+00	0.00E+00	0.00E+00	0.00E+00	0.00E+00	0.00E+00	0.00E+00
CHILD:	0.00E+00	0.00E+00	0.00E+00	0.00E+00	0.00E+00	0.00E+00	0.00E+00	0.00E+00
INFANT:	0.00E+00	0.00E+00	0.00E+00	0.00E+00	0.00E+00	0.00E+00	0.00E+00	0.00E+00

FOR PATHWAY: GROUND

	T. BODY	GI-TRACT	BONE	LIVER	KIDNEY	THYROID	LUNG	SKIN
ADULT:	6.58E+03	6.58E+03	6.53E+03	6.58E+03	6.58E+03	6.53E+03	6.58E+03	7.74E+03
TEEN:	6.58E+03	6.58E+03	6.58E+03	6.58E+03	6.58E+03	6.58E+03	6.58E+03	7.74E+03
CHILD:	6.58E+03	6.58E+03	6.58E+03	6.58E+03	6.58E+03	6.58E+03	6.58E+03	7.74E+03
INFANT:	6.58E+03	6.58E+03	6.58E+03	6.58E+03	6.58E+03	6.58E+03	6.58E+03	7.74E+03

FOR PATHWAY: VEGETABLE

	T. BODY	GI-TRACT	BONE	LIVER	KIDNEY	THYROID	LUNG	SKIN
ADULT:	1.11E+07	9.42E+07	0.00E+00	5.02E+06	0.00E+00	0.00E+00	0.00E+00	0.00E+00
TEEN:	1.68E+07	9.72E+07	0.00E+00	7.46E+06	0.00E+00	0.00E+00	0.00E+00	0.00E+00
CHILD:	3.35E+07	6.29E+07	0.00E+00	1.14E+07	0.00E+00	0.00E+00	0.00E+00	0.00E+00
INFANT:	0.00E+00	0.00E+00	0.00E+00	0.00E+00	0.00E+00	0.00E+00	0.00E+00	0.00E+00

FOR PATHWAY: MEAT

	T. BODY	GI-TRACT	BONE	LIVER	KIDNEY	THYROID	LUNG	SKIN
ADULT:	3.98E+06	3.39E+07	0.00E+00	1.80E+06	0.00E+00	0.00E+00	0.00E+00	0.00E+00
TEEN:	3.15E+06	1.82E+07	0.00E+00	1.40E+06	0.00E+00	0.00E+00	0.00E+00	0.00E+00
CHILD:	4.90E+06	9.20E+06	0.00E+00	1.66E+06	0.00E+00	0.00E+00	0.00E+00	0.00E+00
INFANT:	0.00E+00	0.00E+00	0.00E+00	0.00E+00	0.00E+00	0.00E+00	0.00E+00	0.00E+00

FOR PATHWAY: COW MILK

	T. BODY	GI-TRACT	BONE	LIVER	KIDNEY	THYROID	LUNG	SKIN
ADULT:	8.63E+05	7.39E+06	0.00E+00	3.93E+05	0.00E+00	0.00E+00	0.00E+00	0.00E+00
TEEN:	1.50E+06	8.68E+06	0.00E+00	6.66E+05	0.00E+00	0.00E+00	0.00E+00	0.00E+00
CHILD:	3.05E+06	5.73E+06	0.00E+00	1.03E+06	0.00E+00	0.00E+00	0.00E+00	0.00E+00
INFANT:	4.99E+06	5.03E+06	0.00E+00	2.11E+06	0.00E+00	0.00E+00	0.00E+00	0.00E+00

FOR PATHWAY: GOAT MILK

	T. BODY	GI-TRACT	BONE	LIVER	KIDNEY	THYROID	LUNG	SKIN
ADULT:	1.04E+05	8.87E+05	0.00E+00	4.72E+04	0.00E+00	0.00E+00	0.00E+00	0.00E+00
TEEN:	1.80E+05	1.04E+06	0.00E+00	8.00E+04	0.00E+00	0.00E+00	0.00E+00	0.00E+00
CHILD:	3.66E+05	6.88E+05	0.00E+00	1.24E+05	0.00E+00	0.00E+00	0.00E+00	0.00E+00
INFANT:	5.99E+05	6.03E+05	0.00E+00	2.54E+05	0.00E+00	0.00E+00	0.00E+00	0.00E+00

FOR PATHWAY: INHALATION

	T. BODY	GI-TRACT	BONE	LIVER	KIDNEY	THYROID	LUNG	SKIN
ADULT:	4.69E+02	9.03E+03	0.00E+00	3.65E+02	0.00E+00	0.00E+00	1.89E+05	0.00E+00
TEEN:	6.29E+02	8.22E+03	0.00E+00	4.79E+02	0.00E+00	0.00E+00	2.76E+05	0.00E+00
CHILD:	7.13E+02	3.05E+03	0.00E+00	4.16E+02	0.00E+00	0.00E+00	2.24E+05	0.00E+00
INFANT:	3.73E+02	1.01E+03	0.00E+00	2.54E+02	0.00E+00	0.00E+00	1.43E+05	0.00E+00

INDIVIDUAL DOSE FACTORS FOR GASEOUS EFFLUENTS -- FOR ISOTOPE : ZN65

FOR PATHWAY: PLUME

	T. BODY GI-TRACT	BONE	LIVER	KIDNEY	THYROID	LUNG	SKIN
ADULT:	0.00E+00	0.00E+00	0.00E+00	0.00E+00	0.00E+00	0.00E+00	0.00E+00
TEEN:	0.00E+00	0.00E+00	0.00E+00	0.00E+00	0.00E+00	0.00E+00	0.00E+00
CHILD:	0.00E+00	0.00E+00	0.00E+00	0.00E+00	0.00E+00	0.00E+00	0.00E+00
INFANT:	0.00E+00	0.00E+00	0.00E+00	0.00E+00	0.00E+00	0.00E+00	0.00E+00

FOR PATHWAY: GROUND

	T. BODY GI-TRACT	BONE	LIVER	KIDNEY	THYROID	LUNG	SKIN
ADULT:	2.29E+07	2.29E+07	2.29E+07	2.29E+07	2.29E+07	2.29E+07	2.63E+07
TEEN:	2.29E+07	2.29E+07	2.29E+07	2.29E+07	2.29E+07	2.29E+07	2.63E+07
CHILD:	2.29E+07	2.29E+07	2.29E+07	2.29E+07	2.29E+07	2.29E+07	2.63E+07
INFANT:	2.29E+07	2.29E+07	2.29E+07	2.29E+07	2.29E+07	2.29E+07	2.63E+07

FOR PATHWAY: VEGETABLE

	T. BODY GI-TRACT	BONE	LIVER	KIDNEY	THYROID	LUNG	SKIN
ADULT:	1.74E+07	2.43E+07	1.21E+07	3.36E+07	2.58E+07	0.00E+00	0.00E+00
TEEN:	2.62E+07	2.38E+07	1.62E+07	5.63E+07	3.60E+07	0.00E+00	0.00E+00
CHILD:	5.15E+07	1.45E+07	3.11E+07	8.28E+07	5.22E+07	0.00E+00	0.00E+00
INFANT:	0.00E+00	0.00E+00	0.00E+00	0.00E+00	0.00E+00	0.00E+00	0.00E+00

FOR PATHWAY: MEAT

	T. BODY GI-TRACT	BONE	LIVER	KIDNEY	THYROID	LUNG	SKIN
ADULT:	1.39E+07	1.94E+07	9.70E+06	3.09E+07	2.06E+07	0.00E+00	0.00E+00
TEEN:	1.10E+07	1.00E+07	6.82E+06	2.37E+07	1.52E+07	0.00E+00	0.00E+00
CHILD:	1.70E+07	4.79E+06	1.02E+07	2.73E+07	1.72E+07	0.00E+00	0.00E+00
INFANT:	0.00E+00	0.00E+00	0.00E+00	0.00E+00	0.00E+00	0.00E+00	0.00E+00

FOR PATHWAY: COW MILK

	T. BODY GI-TRACT	BONE	LIVER	KIDNEY	THYROID	LUNG	SKIN
ADULT:	5.38E+07	7.49E+07	3.74E+07	1.19E+08	7.96E+07	0.00E+00	0.00E+00
TEEN:	9.30E+07	8.44E+07	5.74E+07	1.99E+08	1.29E+08	0.00E+00	0.00E+00
CHILD:	1.87E+08	5.27E+07	1.13E+08	3.00E+08	1.89E+08	0.00E+00	0.00E+00
INFANT:	2.39E+08	4.38E+08	1.51E+08	5.19E+08	2.52E+08	0.00E+00	0.00E+00

FOR PATHWAY: GOAT MILK

	T. BODY GI-TRACT	BONE	LIVER	KIDNEY	THYROID	LUNG	SKIN
ADULT:	6.43E+06	8.99E+06	4.49E+06	1.43E+07	9.55E+06	0.00E+00	0.00E+00
TEEN:	1.12E+07	1.01E+07	6.89E+06	2.39E+07	1.53E+07	0.00E+00	0.00E+00
CHILD:	2.24E+07	6.32E+06	1.35E+07	3.60E+07	2.27E+07	0.00E+00	0.00E+00
INFANT:	2.87E+07	5.26E+07	1.82E+07	6.23E+07	3.02E+07	0.00E+00	0.00E+00

FOR PATHWAY: INHALATION

	T. BODY GI-TRACT	BONE	LIVER	KIDNEY	THYROID	LUNG	SKIN
ADULT:	1.48E+03	1.69E+03	1.03E+03	3.27E+03	2.19E+03	0.00E+00	2.74E+04
TEEN:	1.98E+03	1.48E+03	1.22E+03	4.24E+03	2.74E+03	0.00E+00	3.93E+04
CHILD:	2.23E+03	5.17E+02	1.35E+03	3.59E+03	2.26E+03	0.00E+00	3.16E+04
INFANT:	9.85E+02	1.63E+03	6.12E+02	1.98E+03	1.03E+03	0.00E+00	2.05E+04

INDIVIDUAL DOSE FACTORS FOR GASEOUS EFFLUENTS -- FOR ISOTOPE : SR89

FOR PATHWAY: PLUME

	T. BODY	GI-TRACT	BONE	LIVER	KIDNEY	THYROID	LUNG	SKIN
ADULT:	0.00E+00	0.00E+00	0.00E+00	0.00E+00	0.00E+00	0.00E+00	0.00E+00	0.00E+00
TEEN:	0.00E+00	0.00E+00	0.00E+00	0.00E+00	0.00E+00	0.00E+00	0.00E+00	0.00E+00
CHILD:	0.00E+00	0.00E+00	0.00E+00	0.00E+00	0.00E+00	0.00E+00	0.00E+00	0.00E+00
INFANT:	0.00E+00	0.00E+00	0.00E+00	0.00E+00	0.00E+00	0.00E+00	0.00E+00	0.00E+00

FOR PATHWAY: GROUND

	T. BODY	GI-TRACT	BONE	LIVER	KIDNEY	THYROID	LUNG	SKIN
ADULT:	6.62E+02	6.62E+02	6.62E+02	6.62E+02	6.62E+02	6.62E+02	6.62E+02	7.68E+02
TEEN:	6.62E+02	6.62E+02	6.62E+02	6.62E+02	6.62E+02	6.62E+02	6.62E+02	7.68E+02
CHILD:	6.62E+02	6.62E+02	6.62E+02	6.62E+02	6.62E+02	6.62E+02	6.62E+02	7.68E+02
INFANT:	6.62E+02	6.62E+02	6.62E+02	6.62E+02	6.62E+02	6.62E+02	6.62E+02	7.68E+02

FOR PATHWAY: VEGETABLE

	T. BODY	GI-TRACT	BONE	LIVER	KIDNEY	THYROID	LUNG	SKIN
ADULT:	8.77E+06	4.90E+07	3.06E+08	0.00E+00	0.00E+00	0.00E+00	0.00E+00	0.00E+00
TEEN:	1.33E+07	5.53E+07	4.64E+08	0.00E+00	0.00E+00	0.00E+00	0.00E+00	0.00E+00
CHILD:	3.15E+07	4.27E+07	1.10E+09	0.00E+00	0.00E+00	0.00E+00	0.00E+00	0.00E+00
INFANT:	0.00E+00	0.00E+00	0.00E+00	0.00E+00	0.00E+00	0.00E+00	0.00E+00	0.00E+00

FOR PATHWAY: MEAT

	T. BODY	GI-TRACT	BONE	LIVER	KIDNEY	THYROID	LUNG	SKIN
ADULT:	2.41E+05	1.34E+06	8.38E+06	0.00E+00	0.00E+00	0.00E+00	0.00E+00	0.00E+00
TEEN:	2.03E+05	8.43E+05	7.08E+06	0.00E+00	0.00E+00	0.00E+00	0.00E+00	0.00E+00
CHILD:	3.82E+05	5.18E+05	1.34E+07	0.00E+00	0.00E+00	0.00E+00	0.00E+00	0.00E+00
INFANT:	0.00E+00	0.00E+00	0.00E+00	0.00E+00	0.00E+00	0.00E+00	0.00E+00	0.00E+00

FOR PATHWAY: COW MILK

	T. BODY	GI-TRACT	BONE	LIVER	KIDNEY	THYROID	LUNG	SKIN
ADULT:	1.16E+06	6.47E+06	4.03E+07	0.00E+00	0.00E+00	0.00E+00	0.00E+00	0.00E+00
TEEN:	2.13E+06	8.85E+06	7.43E+07	0.00E+00	0.00E+00	0.00E+00	0.00E+00	0.00E+00
CHILD:	5.25E+06	7.12E+06	1.84E+08	0.00E+00	0.00E+00	0.00E+00	0.00E+00	0.00E+00
INFANT:	1.00E+07	7.19E+06	3.50E+08	0.00E+00	0.00E+00	0.00E+00	0.00E+00	0.00E+00

FOR PATHWAY: GOAT MILK

	T. BODY	GI-TRACT	BONE	LIVER	KIDNEY	THYROID	LUNG	SKIN
ADULT:	2.43E+06	1.36E+07	8.47E+07	0.00E+00	0.00E+00	0.00E+00	0.00E+00	0.00E+00
TEEN:	4.47E+06	1.86E+07	1.56E+08	0.00E+00	0.00E+00	0.00E+00	0.00E+00	0.00E+00
CHILD:	1.10E+07	1.50E+07	3.86E+08	0.00E+00	0.00E+00	0.00E+00	0.00E+00	0.00E+00
INFANT:	2.11E+07	1.51E+07	7.34E+08	0.00E+00	0.00E+00	0.00E+00	0.00E+00	0.00E+00

FOR PATHWAY: INHALATION

	T. BODY	GI-TRACT	BONE	LIVER	KIDNEY	THYROID	LUNG	SKIN
ADULT:	2.76E+02	1.11E+04	9.64E+03	0.00E+00	0.00E+00	0.00E+00	4.44E+04	0.00E+00
TEEN:	3.96E+02	1.18E+04	1.38E+04	0.00E+00	0.00E+00	0.00E+00	7.66E+04	0.00E+00
CHILD:	5.47E+02	5.30E+03	1.90E+04	0.00E+00	0.00E+00	0.00E+00	6.84E+04	0.00E+00
INFANT:	3.62E+02	2.03E+03	1.26E+04	0.00E+00	0.00E+00	0.00E+00	6.44E+04	0.00E+00

INDIVIDUAL DOSE FACTORS FOR GASEOUS EFFLUENTS -- FOR ISOTOPE : SR90

FOR PATHWAY: PLUME

	T. BODY	GI-TRACT	BONE	LIVER	KIDNEY	THYROID	LUNG	SKIN
ADULT:	0.00E+00	0.00E+00	0.00E+00	0.00E+00	0.00E+00	0.00E+00	0.00E+00	0.00E+00
TEEN:	0.00E+00	0.00E+00	0.00E+00	0.00E+00	0.00E+00	0.00E+00	0.00E+00	0.00E+00
CHILD:	0.00E+00	0.00E+00	0.00E+00	0.00E+00	0.00E+00	0.00E+00	0.00E+00	0.00E+00
INFANT:	0.00E+00	0.00E+00	0.00E+00	0.00E+00	0.00E+00	0.00E+00	0.00E+00	0.00E+00

FOR PATHWAY: GROUND

	T. BODY	GI-TRACT	BONE	LIVER	KIDNEY	THYROID	LUNG	SKIN
ADULT:	0.00E+00	0.00E+00	0.00E+00	0.00E+00	0.00E+00	0.00E+00	0.00E+00	0.00E+00
TEEN:	0.00E+00	0.00E+00	0.00E+00	0.00E+00	0.00E+00	0.00E+00	0.00E+00	0.00E+00
CHILD:	0.00E+00	0.00E+00	0.00E+00	0.00E+00	0.00E+00	0.00E+00	0.00E+00	0.00E+00
INFANT:	0.00E+00	0.00E+00	0.00E+00	0.00E+00	0.00E+00	0.00E+00	0.00E+00	0.00E+00

FOR PATHWAY: VEGETABLE

	T. BODY	GI-TRACT	BONE	LIVER	KIDNEY	THYROID	LUNG	SKIN
ADULT:	1.28E+10	1.51E+09	5.23E+10	0.00E+00	0.00E+00	0.00E+00	0.00E+00	0.00E+00
TEEN:	1.60E+10	1.82E+09	6.49E+10	0.00E+00	0.00E+00	0.00E+00	0.00E+00	0.00E+00
CHILD:	2.73E+10	1.45E+09	1.08E+11	0.00E+00	0.00E+00	0.00E+00	0.00E+00	0.00E+00
INFANT:	0.00E+00	0.00E+00	0.00E+00	0.00E+00	0.00E+00	0.00E+00	0.00E+00	0.00E+00

FOR PATHWAY: MEAT

	T. BODY	GI-TRACT	BONE	LIVER	KIDNEY	THYROID	LUNG	SKIN
ADULT:	3.81E+03	4.48E+07	1.55E+09	0.00E+00	0.00E+00	0.00E+00	0.00E+00	0.00E+00
TEEN:	2.48E+03	2.82E+07	1.00E+09	0.00E+00	0.00E+00	0.00E+00	0.00E+00	0.00E+00
CHILD:	3.29E+03	1.75E+07	1.30E+09	0.00E+00	0.00E+00	0.00E+00	0.00E+00	0.00E+00
INFANT:	0.00E+00	0.00E+00	0.00E+00	0.00E+00	0.00E+00	0.00E+00	0.00E+00	0.00E+00

FOR PATHWAY: COW MILK

	T. BODY	GI-TRACT	BONE	LIVER	KIDNEY	THYROID	LUNG	SKIN
ADULT:	1.43E+09	1.69E+08	5.64E+09	0.00E+00	0.00E+00	0.00E+00	0.00E+00	0.00E+00
TEEN:	2.04E+09	2.32E+08	8.25E+09	0.00E+00	0.00E+00	0.00E+00	0.00E+00	0.00E+00
CHILD:	3.53E+09	1.88E+08	1.39E+10	0.00E+00	0.00E+00	0.00E+00	0.00E+00	0.00E+00
INFANT:	3.86E+09	1.89E+08	1.52E+10	0.00E+00	0.00E+00	0.00E+00	0.00E+00	0.00E+00

FOR PATHWAY: GOAT MILK

	T. BODY	GI-TRACT	BONE	LIVER	KIDNEY	THYROID	LUNG	SKIN
ADULT:	3.01E+09	3.54E+08	1.23E+10	0.00E+00	0.00E+00	0.00E+00	0.00E+00	0.00E+00
TEEN:	4.29E+09	4.86E+08	1.73E+10	0.00E+00	0.00E+00	0.00E+00	0.00E+00	0.00E+00
CHILD:	7.42E+09	3.94E+08	2.93E+10	0.00E+00	0.00E+00	0.00E+00	0.00E+00	0.00E+00
INFANT:	8.11E+09	3.98E+08	3.19E+10	0.00E+00	0.00E+00	0.00E+00	0.00E+00	0.00E+00

FOR PATHWAY: INHALATION

	T. BODY	GI-TRACT	BONE	LIVER	KIDNEY	THYROID	LUNG	SKIN
ADULT:	1.93E+05	2.29E+04	3.14E+06	0.00E+00	0.00E+00	0.00E+00	3.04E+05	0.00E+00
TEEN:	2.12E+05	2.42E+04	3.42E+06	0.00E+00	0.00E+00	0.00E+00	5.22E+05	0.00E+00
CHILD:	2.04E+05	1.09E+04	3.20E+06	0.00E+00	0.00E+00	0.00E+00	4.68E+05	0.00E+00
INFANT:	8.21E+04	4.15E+03	1.30E+06	0.00E+00	0.00E+00	0.00E+00	3.56E+05	0.00E+00

INDIVIDUAL DOSE FACTORS FOR GASEOUS EFFLUENTS -- FOR ISOTOPE : ZR95

FOR PATHWAY: PLUME

	T.	BODY	GI-TRACT	BONE	LIVER	KIDNEY	THYROID	LUNG	SKIN
ADULT:	0.00E+00	0.00E+00	0.00E+00	0.00E+00	0.00E+00	0.00E+00	0.00E+00	0.00E+00	0.00E+00
TEEN:	0.00E+00	0.00E+00	0.00E+00	0.00E+00	0.00E+00	0.00E+00	0.00E+00	0.00E+00	0.00E+00
CHILD:	0.00E+00	0.00E+00	0.00E+00	0.00E+00	0.00E+00	0.00E+00	0.00E+00	0.00E+00	0.00E+00
INFANT:	0.00E+00	0.00E+00	0.00E+00	0.00E+00	0.00E+00	0.00E+00	0.00E+00	0.00E+00	0.00E+00

FOR PATHWAY: GROUND

	T.	BODY	GI-TRACT	BONE	LIVER	KIDNEY	THYROID	LUNG	SKIN
ADULT:	7.43E+06	7.48E+06	7.48E+06	7.48E+06	7.48E+06	7.48E+06	7.48E+06	7.48E+06	8.67E+06
TEEN:	7.43E+06	7.48E+06	7.48E+06	7.48E+06	7.48E+06	7.48E+06	7.48E+06	7.48E+06	8.67E+06
CHILD:	7.48E+06	7.48E+06	7.48E+06	7.48E+06	7.48E+06	7.48E+06	7.48E+06	7.48E+06	8.67E+06
INFANT:	7.48E+06	7.48E+06	7.48E+06	7.48E+06	7.48E+06	7.48E+06	7.48E+06	7.48E+06	8.67E+06

FOR PATHWAY: VEGETABLE

	T.	BODY	GI-TRACT	BONE	LIVER	KIDNEY	THYROID	LUNG	SKIN
ADULT:	7.48E+03	3.50E+07	3.45E+04	1.11E+04	1.73E+04	0.00E+00	0.00E+00	0.00E+00	0.00E+00
TEEN:	1.10E+04	3.68E+07	5.05E+04	1.59E+04	2.34E+04	0.00E+00	0.00E+00	0.00E+00	0.00E+00
CHILD:	2.21E+04	2.60E+07	1.13E+05	2.49E+04	3.56E+04	0.00E+00	0.00E+00	0.00E+00	0.00E+00
INFANT:	0.00E+00	0.00E+00	0.00E+00	0.00E+00	0.00E+00	0.00E+00	0.00E+00	0.00E+00	0.00E+00

FOR PATHWAY: MEAT

	T.	BODY	GI-TRACT	BONE	LIVER	KIDNEY	THYROID	LUNG	SKIN
ADULT:	1.03E+04	4.82E+07	4.74E+04	1.52E+04	2.39E+04	0.00E+00	0.00E+00	0.00E+00	0.00E+00
TEEN:	8.24E+03	2.77E+07	3.80E+04	1.20E+04	1.76E+04	0.00E+00	0.00E+00	0.00E+00	0.00E+00
CHILD:	1.32E+04	1.55E+07	6.74E+04	1.48E+04	2.12E+04	0.00E+00	0.00E+00	0.00E+00	0.00E+00
INFANT:	0.00E+00	0.00E+00	0.00E+00	0.00E+00	0.00E+00	0.00E+00	0.00E+00	0.00E+00	0.00E+00

FOR PATHWAY: COW MILK

	T.	BODY	GI-TRACT	BONE	LIVER	KIDNEY	THYROID	LUNG	SKIN
ADULT:	5.19E+00	2.43E+04	2.39E+01	7.66E+00	1.20E+01	0.00E+00	0.00E+00	0.00E+00	0.00E+00
TEEN:	9.06E+00	3.04E+04	4.19E+01	1.32E+01	1.94E+01	0.00E+00	0.00E+00	0.00E+00	0.00E+00
CHILD:	1.90E+01	2.22E+04	9.70E+01	2.13E+01	3.05E+01	0.00E+00	0.00E+00	0.00E+00	0.00E+00
INFANT:	2.98E+01	2.09E+04	1.72E+02	4.20E+01	4.52E+01	0.00E+00	0.00E+00	0.00E+00	0.00E+00

FOR PATHWAY: GOAT MILK

	T.	BODY	GI-TRACT	BONE	LIVER	KIDNEY	THYROID	LUNG	SKIN
ADULT:	6.22E-01	2.91E+03	2.37E+00	9.19E-01	1.44E+00	0.00E+00	0.00E+00	0.00E+00	0.00E+00
TEEN:	1.09E+00	3.65E+03	5.01E+00	1.58E+00	2.32E+00	0.00E+00	0.00E+00	0.00E+00	0.00E+00
CHILD:	2.28E+00	2.67E+03	1.16E+01	2.56E+00	3.66E+00	0.00E+00	0.00E+00	0.00E+00	0.00E+00
INFANT:	3.57E+00	2.51E+03	2.07E+01	5.04E+00	5.43E+00	0.00E+00	0.00E+00	0.00E+00	0.00E+00

FOR PATHWAY: INHALATION

	T.	BODY	GI-TRACT	BONE	LIVER	KIDNEY	THYROID	LUNG	SKIN
ADULT:	7.38E+02	4.77E+03	3.40E+03	1.09E+03	1.72E+03	0.00E+00	5.60E+04	0.00E+00	0.00E+00
TEEN:	9.99E+02	4.72E+03	4.62E+03	1.45E+03	2.14E+03	0.00E+00	8.52E+04	0.00E+00	0.00E+00
CHILD:	1.17E+03	1.94E+03	6.02E+03	1.33E+03	1.89E+03	0.00E+00	7.07E+04	0.00E+00	0.00E+00
INFANT:	6.44E+02	6.38E+02	3.66E+03	8.83E+02	9.85E+02	0.00E+00	5.55E+04	0.00E+00	0.00E+00

-FCR-PATHWAY:-PLUME.

FCR PATHWAY:- GROUNDFOR PATHWAY: VEGETABLE

FOR PATHWAY: MEAT

FOR PATHWAY: COW MILK

FCR PATHWAY: GOAT MILK

FOR PATHWAY: INHALATION

[illegible]

INDIVIDUAL DOSE FACTORS FOR GASEOUS EFFLUENTS -- FOR ISOTOPE : CS134

FOR PATHWAY: PLUME

	T. BODY	GI-TRACT	BONE	LIVER	KIDNEY	THYROID	LUNG	SKIN
ADULT:	0.00E+00	0.00E+00	0.00E+00	0.00E+00	0.00E+00	0.00E+00	0.00E+00	0.00E+00
TEEN:	0.00E+00	0.00E+00	0.00E+00	0.00E+00	0.00E+00	0.00E+00	0.00E+00	0.00E+00
CHILD:	0.00E+00	0.00E+00	0.00E+00	0.00E+00	0.00E+00	0.00E+00	0.00E+00	0.00E+00
INFANT:	0.00E+00	0.00E+00	0.00E+00	0.00E+00	0.00E+00	0.00E+00	0.00E+00	0.00E+00

FOR PATHWAY: GROUND

	T. BODY	GI-TRACT	BONE	LIVER	KIDNEY	THYROID	LUNG	SKIN
ADULT:	2.09E+08	2.09E+08	2.09E+08	2.09E+08	2.09E+08	2.09E+08	2.09E+08	2.44E+08
TEEN:	2.09E+08	2.09E+08	2.09E+08	2.09E+08	2.09E+08	2.09E+08	2.09E+08	2.44E+08
CHILD:	2.09E+08	2.09E+08	2.09E+08	2.09E+08	2.09E+08	2.09E+08	2.09E+08	2.44E+08
INFANT:	2.09E+08	2.09E+08	2.09E+08	2.09E+08	2.09E+08	2.09E+08	2.09E+08	2.44E+08

FOR PATHWAY: VEGETABLE

	T. BODY	GI-TRACT	BONE	LIVER	KIDNEY	THYROID	LUNG	SKIN
ADULT:	2.73E+08	5.83E+06	1.40E+08	3.33E+08	1.08E+08	0.00E+00	3.58E+07	0.00E+00
TEEN:	2.33E+08	6.24E+06	2.13E+08	5.02E+08	1.59E+08	0.00E+00	6.09E+07	0.00E+00
CHILD:	1.67E+08	4.26E+06	4.81E+08	7.90E+08	2.45E+08	0.00E+00	8.73E+07	0.00E+00
INFANT:	0.00E+00	0.00E+00	0.00E+00	0.00E+00	0.00E+00	0.00E+00	0.00E+00	0.00E+00

FOR PATHWAY: MEAT

	T. BODY	GI-TRACT	BONE	LIVER	KIDNEY	THYROID	LUNG	SKIN
ADULT:	3.08E+07	6.59E+05	1.58E+07	3.77E+07	1.22E+07	0.00E+00	4.05E+06	0.00E+00
TEEN:	1.37E+07	3.68E+05	1.26E+07	2.96E+07	9.41E+06	0.00E+00	3.59E+06	0.00E+00
CHILD:	7.68E+06	1.96E+05	2.22E+07	3.64E+07	1.13E+07	0.00E+00	4.05E+06	0.00E+00
INFANT:	0.00E+00	0.00E+00	0.00E+00	0.00E+00	0.00E+00	0.00E+00	0.00E+00	0.00E+00

FOR PATHWAY: COW MILK

	T. BODY	GI-TRACT	BONE	LIVER	KIDNEY	THYROID	LUNG	SKIN
ADULT:	2.65E+08	5.67E+06	1.36E+08	3.24E+08	1.05E+08	0.00E+00	3.48E+07	0.00E+00
TEEN:	2.58E+08	6.92E+06	2.36E+08	5.56E+08	1.77E+08	0.00E+00	6.75E+07	0.00E+00
CHILD:	1.89E+08	4.82E+06	5.45E+08	8.94E+08	2.77E+08	0.00E+00	9.94E+07	0.00E+00
INFANT:	1.65E+08	4.45E+06	8.73E+08	1.64E+09	4.21E+08	0.00E+00	1.73E+08	0.00E+00

FOR PATHWAY: GOAT MILK

	T. BODY	GI-TRACT	BONE	LIVER	KIDNEY	THYROID	LUNG	SKIN
ADULT:	7.94E+08	1.70E+07	4.08E+08	9.71E+08	3.14E+08	0.00E+00	1.04E+08	0.00E+00
TEEN:	7.74E+08	2.07E+07	7.09E+08	1.67E+09	5.30E+08	0.00E+00	2.02E+08	0.00E+00
CHILD:	5.66E+08	1.45E+07	1.63E+09	2.68E+09	8.31E+08	0.00E+00	2.93E+08	0.00E+00
INFANT:	4.96E+08	1.33E+07	2.63E+09	4.91E+09	1.26E+09	0.00E+00	5.13E+08	0.00E+00

FOR PATHWAY: INHALATION

	T. BODY	GI-TRACT	BONE	LIVER	KIDNEY	THYROID	LUNG	SKIN
ADULT:	2.31E+04	3.30E+02	1.18E+04	2.69E+04	9.10E+03	0.00E+00	3.09E+03	0.00E+00
TEEN:	1.74E+04	3.09E+02	1.59E+04	3.58E+04	1.19E+04	0.00E+00	4.64E+03	0.00E+00
CHILD:	7.12E+03	1.22E+02	2.06E+04	3.21E+04	1.05E+04	0.00E+00	3.84E+03	0.00E+00
INFANT:	2.36E+03	4.23E+01	1.26E+04	2.23E+04	6.04E+03	0.00E+00	2.53E+03	0.00E+00

INDIVIDUAL DOSE FACTORS FOR GASEOUS EFFLUENTS -- FOR ISOTOPE : CS136

FOR PATHWAY: PLUME

	T. BODY GI-TRACT	BONE	LIVER	KIDNEY	THYROID	LUNG	SKIN
ADULT:	0.00E+00	0.00E+00	0.00E+00	0.00E+00	0.00E+00	0.00E+00	0.00E+00
TEEN:	0.00E+00	0.00E+00	0.00E+00	0.00E+00	0.00E+00	0.00E+00	0.00E+00
CHILD:	0.00E+00	0.00E+00	0.00E+00	0.00E+00	0.00E+00	0.00E+00	0.00E+00
INFANT:	0.00E+00	0.00E+00	0.00E+00	0.00E+00	0.00E+00	0.00E+00	0.00E+00

FOR PATHWAY: GROUND

	T. BODY GI-TRACT	BONE	LIVER	KIDNEY	THYROID	LUNG	SKIN
ADULT:	4.60E+06	4.60E+06	4.60E+06	4.60E+06	4.60E+06	4.60E+06	5.21E+06
TEEN:	4.60E+06	4.60E+06	4.60E+06	4.60E+06	4.60E+06	4.60E+06	5.21E+06
CHILD:	4.60E+06	4.60E+06	4.60E+06	4.60E+06	4.60E+06	4.60E+06	5.21E+06
INFANT:	4.60E+06	4.60E+06	4.60E+06	4.60E+06	4.60E+06	4.60E+06	5.21E+06

FOR PATHWAY: VEGETABLE

	T. BODY GI-TRACT	BONE	LIVER	KIDNEY	THYROID	LUNG	SKIN
ADULT:	3.66E+06	5.77E+05	1.29E+06	5.08E+06	2.83E+06	0.00E+00	3.83E+05
TEEN:	3.48E+06	4.17E+05	1.32E+06	5.19E+06	2.82E+06	0.00E+00	4.45E+05
CHILD:	4.41E+06	2.40E+05	2.48E+06	6.82E+06	3.63E+06	0.00E+00	5.42E+05
INFANT:	0.00E+00	0.00E+00	0.00E+00	0.00E+00	0.00E+00	0.00E+00	0.00E+00

FOR PATHWAY: MEAT

	T. BODY GI-TRACT	BONE	LIVER	KIDNEY	THYROID	LUNG	SKIN
ADULT:	9.89E+05	1.56E+05	3.48E+05	1.37E+06	7.64E+05	0.00E+00	1.05E+05
TEEN:	7.17E+05	8.59E+04	2.71E+05	1.07E+06	5.81E+05	0.00E+00	9.16E+04
CHILD:	8.33E+05	4.52E+04	4.68E+05	1.29E+06	6.85E+05	0.00E+00	1.02E+05
INFANT:	0.00E+00	0.00E+00	0.00E+00	0.00E+00	0.00E+00	0.00E+00	0.00E+00

FOR PATHWAY: COW MILK

	T. BODY GI-TRACT	BONE	LIVER	KIDNEY	THYROID	LUNG	SKIN
ADULT:	2.16E+07	3.41E+06	7.61E+06	3.00E+07	1.67E+07	0.00E+00	2.29E+06
TEEN:	3.42E+07	4.10E+06	1.30E+07	5.10E+07	2.77E+07	0.00E+00	4.37E+06
CHILD:	5.20E+07	2.82E+06	2.92E+07	8.04E+07	4.23E+07	0.00E+00	6.36E+06
INFANT:	6.27E+07	2.55E+06	5.71E+07	1.68E+08	6.69E+07	0.00E+00	1.37E+07

FOR PATHWAY: GOAT MILK

	T. BODY GI-TRACT	BONE	LIVER	KIDNEY	THYROID	LUNG	SKIN
ADULT:	6.49E+07	1.02E+07	2.28E+07	9.01E+07	5.01E+07	0.00E+00	6.87E+06
TEEN:	1.03E+08	1.23E+07	3.89E+07	1.53E+08	8.32E+07	0.00E+00	1.31E+07
CHILD:	1.56E+08	8.47E+06	8.77E+07	2.41E+08	1.28E+08	0.00E+00	1.91E+07
INFANT:	1.88E+08	7.65E+06	1.71E+08	5.04E+08	2.01E+08	0.00E+00	4.11E+07

FOR PATHWAY: INHALATION

	T. BODY GI-TRACT	BONE	LIVER	KIDNEY	THYROID	LUNG	SKIN
ADULT:	3.50E+03	3.70E+02	1.24E+03	4.64E+03	2.71E+03	0.00E+00	3.80E+02
TEEN:	4.34E+03	3.45E+02	1.63E+03	6.14E+03	3.50E+03	0.00E+00	5.63E+02
CHILD:	3.68E+03	1.33E+02	2.06E+03	5.42E+03	3.03E+03	0.00E+00	4.61E+02
INFANT:	1.68E+03	4.53E+01	1.53E+03	4.26E+03	1.79E+03	0.00E+00	3.73E+02

INDIVIDUAL DOSE FACTORS FOR GASEOUS EFFLUENTS — FOR ISOTOPE : CS137

FOR PATHWAY: PLUME

	T. BODY GI-TRACT	BONE	LIVER	KIDNEY	THYROID	LUNG	SKIN
ADULT:	0.00E+00	0.00E+00	0.00E+00	0.00E+00	0.00E+00	0.00E+00	0.00E+00
TEEN:	0.00E+00	0.00E+00	0.00E+00	0.00E+00	0.00E+00	0.00E+00	0.00E+00
CHILD:	0.00E+00	0.00E+00	0.00E+00	0.00E+00	0.00E+00	0.00E+00	0.00E+00
INFANT:	0.00E+00	0.00E+00	0.00E+00	0.00E+00	0.00E+00	0.00E+00	0.00E+00

FOR PATHWAY: GROUND

	T. BODY GI-TRACT	BONE	LIVER	KIDNEY	THYROID	LUNG	SKIN
ADULT:	3.15E+08	3.15E+08	3.15E+08	3.15E+08	3.15E+08	3.15E+08	3.67E+08
TEEN:	3.15E+08	3.15E+08	3.15E+08	3.15E+08	3.15E+08	3.15E+08	3.67E+08
CHILD:	3.15E+08	3.15E+08	3.15E+08	3.15E+08	3.15E+08	3.15E+08	3.67E+08
INFANT:	3.15E+08	3.15E+08	3.15E+08	3.15E+08	3.15E+08	3.15E+08	3.67E+08

FOR PATHWAY: VEGETABLE

	T. BODY GI-TRACT	BONE	LIVER	KIDNEY	THYROID	LUNG	SKIN
ADULT:	1.96E+08	5.79E+06	2.19E+08	2.99E+08	1.02E+09	0.00E+00	3.38E+07
TEEN:	1.62E+08	6.60E+06	3.49E+08	4.64E+08	1.58E+08	0.00E+00	6.13E+07
CHILD:	1.16E+08	4.93E+06	8.23E+08	7.86E+08	2.57E+08	0.00E+00	9.24E+07
INFANT:	0.00E+00	0.00E+00	0.00E+00	0.00E+00	0.00E+00	0.00E+00	0.00E+00

FOR PATHWAY: MEAT

	T. BODY GI-TRACT	BONE	LIVER	KIDNEY	THYROID	LUNG	SKIN
ADULT:	1.99E+07	5.88E+05	2.22E+07	3.04E+07	1.03E+07	0.00E+00	3.43E+06
TEEN:	8.54E+06	3.49E+05	1.84E+07	2.45E+07	8.35E+06	0.00E+00	3.24E+06
CHILD:	4.80E+06	2.03E+05	3.39E+07	3.25E+07	1.06E+07	0.00E+00	3.81E+06
INFANT:	0.00E+00	0.00E+00	0.00E+00	0.00E+00	0.00E+00	0.00E+00	0.00E+00

FOR PATHWAY: COW MILK

	T. BODY GI-TRACT	BONE	LIVER	KIDNEY	THYROID	LUNG	SKIN
ADULT:	1.68E+08	4.97E+06	1.88E+08	2.57E+08	8.72E+07	0.00E+00	2.90E+07
TEEN:	1.58E+08	6.45E+06	3.41E+08	4.53E+08	1.54E+08	0.00E+00	5.99E+07
CHILD:	1.16E+08	4.92E+06	8.21E+08	7.86E+08	2.56E+08	0.00E+00	9.21E+07
INFANT:	1.09E+08	4.79E+06	1.31E+09	1.53E+09	4.12E+08	0.00E+00	1.67E+08

FOR PATHWAY: GOAT MILK

	T. BODY GI-TRACT	BONE	LIVER	KIDNEY	THYROID	LUNG	SKIN
ADULT:	5.05E+08	1.49E+07	5.64E+08	7.71E+08	2.62E+08	0.00E+00	8.70E+07
TEEN:	4.74E+08	1.93E+07	1.02E+09	1.36E+09	4.63E+08	0.00E+00	1.80E+08
CHILD:	3.48E+08	1.48E+07	2.46E+09	2.36E+09	7.68E+08	0.00E+00	2.76E+08
INFANT:	3.26E+08	1.44E+07	3.93E+09	4.60E+09	1.23E+09	0.00E+00	5.00E+08

FOR PATHWAY: INHALATION

	T. BODY GI-TRACT	BONE	LIVER	KIDNEY	THYROID	LUNG	SKIN
ADULT:	1.36E+04	2.66E+02	1.52E+04	1.97E+04	7.05E+03	0.00E+00	2.39E+03
TEEN:	9.87E+03	2.69E+02	2.13E+04	2.69E+04	9.64E+03	0.00E+00	3.83E+03
CHILD:	4.07E+03	1.15E+02	2.87E+04	2.62E+04	8.95E+03	0.00E+00	3.30E+03
INFANT:	1.44E+03	4.23E+01	1.74E+04	1.94E+04	5.46E+03	0.00E+00	2.25E+03

INDIVIDUAL DOSE FACTORS FOR GASEOUS EFFLUENTS -- FOR ISOTOPE : PA140

FOR PATHWAY: PLUME

	T. BODY GI-TRACT	BONE	LIVER	KIDNEY	THYROID	LUNG	SKIN
ADULT:	0.00E+00	0.00E+00	0.00E+00	0.00E+00	0.00E+00	0.00E+00	0.00E+00
TEEN:	0.00E+00	0.00E+00	0.00E+00	0.00E+00	0.00E+00	0.00E+00	0.00E+00
CHILD:	0.00E+00	0.00E+00	0.00E+00	0.00E+00	0.00E+00	0.00E+00	0.00E+00
INFANT:	0.00E+00	0.00E+00	0.00E+00	0.00E+00	0.00E+00	0.00E+00	0.00E+00

FOR PATHWAY: GROUND

	T. BODY GI-TRACT	BONE	LIVER	KIDNEY	THYROID	LUNG	SKIN
ADULT:	6.27E+05	6.27E+05	6.27E+05	6.27E+05	6.27E+05	6.27E+05	7.16E+05
TEEN:	6.27E+05	6.27E+05	6.27E+05	6.27E+05	6.27E+05	6.27E+05	7.16E+05
CHILD:	6.27E+05	6.27E+05	6.27E+05	6.27E+05	6.27E+05	6.27E+05	7.16E+05
INFANT:	6.27E+05	6.27E+05	6.27E+05	6.27E+05	6.27E+05	6.27E+05	7.16E+05

FOR PATHWAY: VEGETABLE

	T. BODY GI-TRACT	BONE	LIVER	KIDNEY	THYROID	LUNG	SKIN
ADULT:	2.54E+05	7.99E+06	3.89E+06	4.87E+03	1.66E+03	0.00E+00	2.79E+03
TEEN:	2.69E+05	6.43E+06	4.17E+06	5.11E+03	1.73E+03	0.00E+00	3.43E+03
CHILD:	4.87E+05	4.23E+06	8.35E+05	7.31E+03	2.38E+03	0.00E+00	4.35E+03
INFANT:	0.00E+00	0.00E+00	0.00E+00	0.00E+00	0.00E+00	0.00E+00	0.00E+00

FOR PATHWAY: MEAT

	T. BODY GI-TRACT	BONE	LIVER	KIDNEY	THYROID	LUNG	SKIN
ADULT:	5.46E+04	1.71E+06	8.33E+05	1.05E+03	3.56E+02	0.00E+00	5.99E+02
TEEN:	4.44E+04	1.06E+06	6.88E+05	8.44E+02	2.86E+02	0.00E+00	5.67E+02
CHILD:	7.42E+04	6.44E+05	1.27E+06	1.11E+03	3.62E+02	0.00E+00	6.64E+02
INFANT:	0.00E+00	0.00E+00	0.00E+00	0.00E+00	0.00E+00	0.00E+00	0.00E+00

FOR PATHWAY: COW MILK

	T. BODY GI-TRACT	BONE	LIVER	KIDNEY	THYROID	LUNG	SKIN
ADULT:	5.10E+04	1.60E+06	7.79E+05	9.78E+02	3.33E+02	0.00E+00	5.60E+02
TEEN:	9.06E+04	2.17E+06	1.41E+06	1.72E+03	5.84E+02	0.00E+00	1.15E+03
CHILD:	1.98E+05	1.72E+06	3.39E+06	2.97E+03	9.68E+02	0.00E+00	1.77E+03
INFANT:	3.60E+05	1.72E+06	6.98E+06	6.98E+03	1.66E+03	0.00E+00	4.29E+03

FOR PATHWAY: GOAT MILK

	T. BODY GI-TRACT	BONE	LIVER	KIDNEY	THYROID	LUNG	SKIN
ADULT:	6.12E+03	1.92E+05	9.35E+04	1.17E+02	3.99E+01	0.00E+00	6.72E+01
TEEN:	1.09E+04	2.60E+05	1.69E+05	2.07E+02	7.01E+01	0.00E+00	1.39E+02
CHILD:	2.38E+04	2.06E+05	4.07E+05	3.57E+02	1.16E+02	0.00E+00	2.13E+02
INFANT:	4.32E+04	2.06E+05	6.39E+05	8.38E+02	1.99E+02	0.00E+00	5.15E+02

FOR PATHWAY: INHALATION

	T. BODY GI-TRACT	BONE	LIVER	KIDNEY	THYROID	LUNG	SKIN
ADULT:	8.14E+01	6.92E+03	1.24E+03	1.53E+00	5.30E-01	0.00E+00	4.03E+04
TEEN:	1.12E+02	7.25E+03	1.73E+03	2.13E+00	7.23E-01	0.00E+00	6.44E+04
CHILD:	1.37E+02	3.23E+03	2.35E+03	2.05E+00	6.70E-01	0.00E+00	5.52E+04
INFANT:	9.19E+01	1.22E+03	1.78E+03	1.78E+00	4.26E-01	0.00E+00	5.06E+04

INDIVIDUAL DOSE FACTORS FOR GASEOUS EFFLUENTS -- FOR ISOTOPE : Cei+1

FOR PATHWAY: PLUME

	T. BODY	GI-TRACT	BONE	LIVER	KIDNEY	THYROID	LUNG	SKIN
ADULT:	0.00E+00	0.00E+00	0.00E+00	0.00E+00	0.00E+00	0.00E+00	0.00E+00	0.00E+00
TEEN:	0.00E+00	0.00E+00	0.00E+00	0.00E+00	0.00E+00	0.00E+00	0.00E+00	0.00E+00
CHILD:	0.00E+00	0.00E+00	0.00E+00	0.00E+00	0.00E+00	0.00E+00	0.00E+00	0.00E+00
INFANT:	0.00E+00	0.00E+00	0.00E+00	0.00E+00	0.00E+00	0.00E+00	0.00E+00	0.00E+00

FOR PATHWAY: GROUND

	T. BODY	GI-TRACT	BONE	LIVER	KIDNEY	THYROID	LUNG	SKIN
ADULT:	4.17E+05	4.17E+05	4.17E+05	4.17E+05	4.17E+05	4.17E+05	4.17E+05	4.70E+05
TEEN:	4.17E+05	4.17E+05	4.17E+05	4.17E+05	4.17E+05	4.17E+05	4.17E+05	4.70E+05
CHILD:	4.17E+05	4.17E+05	4.17E+05	4.17E+05	4.17E+05	4.17E+05	4.17E+05	4.70E+05
INFANT:	4.17E+05	4.17E+05	4.17E+05	4.17E+05	4.17E+05	4.17E+05	4.17E+05	4.70E+05

FOR PATHWAY: VEGETABLE

	T. BODY	GI-TRACT	BONE	LIVER	KIDNEY	THYROID	LUNG	SKIN
ADULT:	4.50E+02	1.52E+07	5.86E+03	3.97E+03	1.84E+03	0.00E+00	0.00E+00	0.00E+00
TEEN:	6.45E+02	1.61E+07	8.41E+03	5.62E+03	2.64E+03	0.00E+00	0.00E+00	0.00E+00
CHILD:	1.44E+03	1.21E+07	1.95E+04	9.73E+03	4.27E+03	0.00E+00	0.00E+00	0.00E+00
INFANT:	0.00E+00	0.00E+00	0.00E+00	0.00E+00	0.00E+00	0.00E+00	0.00E+00	0.00E+00

FOR PATHWAY: MEAT

	T. BODY	GI-TRACT	BONE	LIVER	KIDNEY	THYROID	LUNG	SKIN
ADULT:	2.87E+01	9.69E+05	3.75E+02	2.53E+02	1.18E+02	0.00E+00	0.00E+00	0.00E+00
TEEN:	2.41E+01	6.01E+05	3.15E+02	2.10E+02	9.89E+01	0.00E+00	0.00E+00	0.00E+00
CHILD:	4.39E+01	3.69E+05	5.92E+02	2.95E+02	1.30E+02	0.00E+00	0.00E+00	0.00E+00
INFANT:	0.00E+00	0.00E+00	0.00E+00	0.00E+00	0.00E+00	0.00E+00	0.00E+00	0.00E+00

FOR PATHWAY: COW MILK

	T. BODY	GI-TRACT	BONE	LIVER	KIDNEY	THYROID	LUNG	SKIN
ADULT:	9.91E+00	3.34E+05	1.29E+02	3.74E+01	4.06E+01	0.00E+00	0.00E+00	0.00E+00
TEEN:	1.82E+01	4.52E+05	2.37E+02	1.58E+02	7.45E+01	0.00E+00	0.00E+00	0.00E+00
CHILD:	4.32E+01	3.63E+05	5.83E+02	2.91E+02	1.28E+02	0.00E+00	0.00E+00	0.00E+00
INFANT:	8.30E+01	3.64E+05	1.16E+03	7.05E+02	2.17E+02	0.00E+00	0.00E+00	0.00E+00

FOR PATHWAY: GOAT MILK

	T. BODY	GI-TRACT	BONE	LIVER	KIDNEY	THYROID	LUNG	SKIN
ADULT:	1.19E+00	4.01E+04	1.55E+01	1.05E+01	4.87E+00	0.00E+00	0.00E+00	0.00E+00
TEEN:	2.18E+00	5.43E+04	2.84E+01	1.90E+01	6.93E+00	0.00E+00	0.00E+00	0.00E+00
CHILD:	5.18E+00	4.36E+04	7.00E+01	3.49E+01	1.53E+01	0.00E+00	0.00E+00	0.00E+00
INFANT:	9.96E+00	4.37E+04	1.39E+02	8.46E+01	2.61E+01	0.00E+00	0.00E+00	0.00E+00

FOR PATHWAY: INHALATION

	T. BODY	GI-TRACT	BONE	LIVER	KIDNEY	THYROID	LUNG	SKIN
ADULT:	4.84E+01	3.80E+03	6.31E+02	4.29E+02	1.99E+02	0.00E+00	1.15E+04	0.00E+00
TEEN:	6.87E+01	4.01E+03	9.00E+02	6.01E+02	2.81E+02	0.00E+00	1.95E+04	0.00E+00
CHILD:	9.18E+01	1.79E+03	1.24E+03	6.19E+02	2.71E+02	0.00E+00	1.72E+04	0.00E+00
INFANT:	6.30E+01	6.83E+02	8.79E+02	5.28E+02	1.66E+02	0.00E+00	1.64E+04	0.00E+00

INDIVIDUAL DOSE FACTORS FOR GASEDUS EFFLUENTS -- FOR ISOTOPE : C3144

FOR PATHWAY: PLUME

	T. BODY GI-TRACT	BONE	LIVER	KIDNEY	THYROID	LUNG	SKIN
ADULT:	0.00E+00	0.00E+00	0.00E+00	0.00E+00	0.00E+00	0.00E+00	0.00E+00
TEEN:	0.00E+00	0.00E+00	0.00E+00	0.00E+00	0.00E+00	0.00E+00	0.00E+00
CHILD:	0.00E+00	0.00E+00	0.00E+00	0.00E+00	0.00E+00	0.00E+00	0.00E+00
INFANT:	0.00E+00	0.00E+00	0.00E+00	0.00E+00	0.00E+00	0.00E+00	0.00E+00

FOR PATHWAY: GROUND

	T. BODY GI-TRACT	BONE	LIVER	KIDNEY	THYROID	LUNG	SKIN
ADULT:	2.12E+06	2.12E+06	2.12E+06	2.12E+06	2.12E+06	2.12E+06	2.45E+06
TEEN:	2.12E+06	2.12E+06	2.12E+06	2.12E+06	2.12E+06	2.12E+06	2.45E+06
CHILD:	2.12E+06	2.12E+06	2.12E+06	2.12E+06	2.12E+06	2.12E+06	2.45E+06
INFANT:	2.12E+06	2.12E+06	2.12E+06	2.12E+06	2.12E+06	2.12E+06	2.45E+06

FOR PATHWAY: VEGETABLE

	T. BODY GI-TRACT	BONE	LIVER	KIDNEY	THYROID	LUNG	SKIN
ADULT:	5.09E+04	3.21E+08	9.48E+05	3.96E+05	2.35E+05	0.00E+00	0.00E+00
TEEN:	8.17E+04	3.82E+08	1.52E+06	6.29E+05	3.76E+05	0.00E+00	0.00E+00
CHILD:	1.95E+05	2.99E+08	3.66E+06	1.15E+06	6.36E+05	0.00E+00	0.00E+00
INFANT:	0.00E+00	0.00E+00	0.00E+00	0.00E+00	0.00E+00	0.00E+00	0.00E+00

FOR PATHWAY: MEAT

	T. BODY GI-TRACT	BONE	LIVER	KIDNEY	THYROID	LUNG	SKIN
ADULT:	1.87E+03	1.18E+07	3.48E+04	1.46E+04	8.64E+03	0.00E+00	0.00E+00
TEEN:	1.58E+03	7.38E+06	2.94E+04	1.21E+04	7.26E+03	0.00E+00	0.00E+00
CHILD:	2.95E+03	4.52E+06	5.53E+04	1.74E+04	9.61E+03	0.00E+00	0.00E+00
INFANT:	0.00E+00	0.00E+00	0.00E+00	0.00E+00	0.00E+00	0.00E+00	0.00E+00

FOR PATHWAY: COW MILK

	T. BODY GI-TRACT	BONE	LIVER	KIDNEY	THYROID	LUNG	SKIN
ADULT:	4.59E+02	2.89E+06	8.55E+03	3.57E+03	2.12E+03	0.00E+00	0.00E+00
TEEN:	8.46E+02	3.96E+06	1.57E+04	6.51E+03	3.89E+03	0.00E+00	0.00E+00
CHILD:	2.07E+03	3.17E+06	3.89E+04	1.22E+04	6.73E+03	0.00E+00	0.00E+00
INFANT:	3.11E+03	3.19E+06	5.56E+04	2.28E+04	9.20E+03	0.00E+00	0.00E+00

FOR PATHWAY: GOAT MILK

	T. BODY GI-TRACT	BONE	LIVER	KIDNEY	THYROID	LUNG	SKIN
ADULT:	5.51E+01	3.47E+05	1.03E+03	4.29E+02	2.54E+02	0.00E+00	0.00E+00
TEEN:	1.01E+02	4.75E+05	1.89E+03	7.81E+02	4.67E+02	0.00E+00	0.00E+00
CHILD:	2.48E+02	3.81E+05	4.56E+03	1.46E+03	8.08E+02	0.00E+00	0.00E+00
INFANT:	3.74E+02	3.83E+05	6.67E+03	2.73E+03	1.10E+03	0.00E+00	0.00E+00

FOR PATHWAY: INHALATION

	T. BODY GI-TRACT	BONE	LIVER	KIDNEY	THYROID	LUNG	SKIN
ADULT:	5.83E+03	2.59E+04	1.09E+05	4.54E+04	2.69E+04	0.00E+00	2.46E+05
TEEN:	8.32E+03	2.74E+04	1.55E+05	6.42E+04	3.83E+04	0.00E+00	4.24E+05
CHILD:	1.15E+04	1.23E+04	2.15E+05	6.71E+04	3.72E+04	0.00E+00	3.79E+05
INFANT:	5.59E+03	4.70E+03	1.01E+05	3.84E+04	1.70E+04	0.00E+00	3.12E+05

INDIVIDUAL DOSE FACTORS FOR GASEOUS EFFLUENTS -- FOR ISOTOPE : I131

FOR PATHWAY: PLUME

	T. BODY	GI-TRACT	BONE	LIVER	KIDNEY	THYROID	LUNG	SKIN
ADULT:	0.00E+00	0.00E+00	0.00E+00	0.00E+00	0.00E+00	0.00E+00	0.00E+00	0.00E+00
TEEN:	0.00E+00	0.00E+00	0.00E+00	0.00E+00	0.00E+00	0.00E+00	0.00E+00	0.00E+00
CHILD:	0.00E+00	0.00E+00	0.00E+00	0.00E+00	0.00E+00	0.00E+00	0.00E+00	0.00E+00
INFANT:	0.00E+00	0.00E+00	0.00E+00	0.00E+00	0.00E+00	0.00E+00	0.00E+00	0.00E+00

FOR PATHWAY: GROUND

	T. BODY	GI-TRACT	BONE	LIVER	KIDNEY	THYROID	LUNG	SKIN
ADULT:	2.63E+05	2.63E+05	2.63E+05	2.63E+05	2.63E+05	2.63E+05	2.63E+05	3.19E+05
TEEN:	2.63E+05	2.63E+05	2.63E+05	2.63E+05	2.63E+05	2.63E+05	2.63E+05	3.19E+05
CHILD:	2.63E+05	2.63E+05	2.63E+05	2.63E+05	2.63E+05	2.63E+05	2.63E+05	3.19E+05
INFANT:	2.63E+05	2.63E+05	2.63E+05	2.63E+05	2.63E+05	2.63E+05	2.63E+05	3.19E+05

FOR PATHWAY: VEGETABLE

	T. BODY	GI-TRACT	BONE	LIVER	KIDNEY	THYROID	LUNG	SKIN
ADULT:	1.00E+06	4.63E+05	1.23E+06	1.75E+06	3.01E+06	5.75E+08	0.00E+00	0.00E+00
TEEN:	8.77E+05	3.23E+05	1.17E+06	1.63E+06	2.81E+06	4.77E+08	0.00E+00	0.00E+00
CHILD:	1.24E+06	1.94E+05	2.17E+06	2.18E+06	3.53E+06	7.22E+08	0.00E+00	0.00E+00
INFANT:	0.00E+00	0.00E+00	0.00E+00	0.00E+00	0.00E+00	0.00E+00	0.00E+00	0.00E+00

FOR PATHWAY: MEAT

	T. BODY	GI-TRACT	BONE	LIVER	KIDNEY	THYROID	LUNG	SKIN
ADULT:	1.32E+05	6.07E+04	1.61E+05	2.30E+05	3.94E+05	7.54E+07	0.00E+00	0.00E+00
TEEN:	1.01E+05	3.70E+04	1.34E+05	1.87E+05	3.22E+05	5.46E+07	0.00E+00	0.00E+00
CHILD:	1.42E+05	2.22E+04	2.48E+05	2.49E+05	4.09E+05	8.24E+07	0.00E+00	0.00E+00
INFANT:	0.00E+00	0.00E+00	0.00E+00	0.00E+00	0.00E+00	0.00E+00	0.00E+00	0.00E+00

FOR PATHWAY: COW MILK

	T. BODY	GI-TRACT	BONE	LIVER	KIDNEY	THYROID	LUNG	SKIN
ADULT:	3.63E+06	1.67E+06	4.42E+06	6.33E+06	1.08E+07	2.07E+09	0.00E+00	0.00E+00
TEEN:	6.04E+06	2.22E+06	8.02E+06	1.12E+07	1.93E+07	3.28E+09	0.00E+00	0.00E+00
CHILD:	1.11E+07	1.74E+06	1.95E+07	1.96E+07	3.21E+07	6.47E+09	0.00E+00	0.00E+00
INFANT:	2.10E+07	1.71E+06	4.06E+07	4.79E+07	5.59E+07	1.57E+10	0.00E+00	0.00E+00

FOR PATHWAY: GOAT MILK

	T. BODY	GI-TRACT	BONE	LIVER	KIDNEY	THYROID	LUNG	SKIN
ADULT:	4.35E+06	2.00E+06	5.31E+06	7.59E+06	1.30E+07	2.49E+09	0.00E+00	0.00E+00
TEEN:	7.24E+06	2.67E+06	9.63E+06	1.35E+07	2.32E+07	3.93E+09	0.00E+00	0.00E+00
CHILD:	1.33E+07	2.09E+06	2.34E+07	2.35E+07	3.86E+07	7.77E+09	0.00E+00	0.00E+00
INFANT:	2.53E+07	2.05E+06	4.88E+07	5.74E+07	6.71E+07	1.89E+10	0.00E+00	0.00E+00

FOR PATHWAY: INHALATION

	T. BODY	GI-TRACT	BONE	LIVER	KIDNEY	THYROID	LUNG	SKIN
ADULT:	6.49E+02	1.99E+02	7.99E+02	1.13E+03	1.94E+03	3.78E+05	0.00E+00	0.00E+00
TEEN:	8.37E+02	2.06E+02	1.12E+03	1.56E+03	2.66E+03	4.64E+05	0.00E+00	0.00E+00
CHILD:	8.64E+02	9.01E+01	1.52E+03	1.52E+03	2.50E+03	5.15E+05	0.00E+00	0.00E+00
INFANT:	6.21E+02	3.36E+01	1.20E+03	1.41E+03	1.64E+03	4.70E+05	0.00E+00	0.00E+00

INDIVIDUAL DOSE FACTORS FOR GASEOUS EFFLUENTS -- FOR ISOTOPE : I133

FOR PATHWAY: PLUME

	T. BODY	GI-TRACT	BONE	LIVER	KIDNEY	THYROID	LUNG	SKIN
ADULT:	0.00E+00	0.00E+00	0.00E+00	0.00E+00	0.00E+00	0.00E+00	0.00E+00	0.00E+00
TEEN:	0.00E+00	0.00E+00	0.00E+00	0.00E+00	0.00E+00	0.00E+00	0.00E+00	0.00E+00
CHILD:	0.00E+00	0.00E+00	0.00E+00	0.00E+00	0.00E+00	0.00E+00	0.00E+00	0.00E+00
INFANT:	0.00E+00	0.00E+00	0.00E+00	0.00E+00	0.00E+00	0.00E+00	0.00E+00	0.00E+00

FOR PATHWAY: GROUND

	T. BODY	GI-TRACT	BONE	LIVER	KIDNEY	THYROID	LUNG	SKIN
ADULT:	3.75E+04	3.75E+04	3.75E+04	3.75E+04	3.75E+04	3.75E+04	3.75E+04	4.56E+04
TEEN:	3.75E+04	3.75E+04	3.75E+04	3.75E+04	3.75E+04	3.75E+04	3.75E+04	4.56E+04
CHILD:	3.75E+04	3.75E+04	3.75E+04	3.75E+04	3.75E+04	3.75E+04	3.75E+04	4.56E+04
INFANT:	3.75E+04	3.75E+04	3.75E+04	3.75E+04	3.75E+04	3.75E+04	3.75E+04	4.56E+04

FOR PATHWAY: VEGETABLE

	T. BODY	GI-TRACT	BONE	LIVER	KIDNEY	THYROID	LUNG	SKIN
ADULT:	1.63E+04	4.96E+04	3.18E+04	5.52E+04	9.64E+04	8.12E+06	0.00E+00	0.00E+00
TEEN:	1.53E+04	3.79E+04	2.95E+04	5.00E+04	8.78E+04	6.99E+06	0.00E+00	0.00E+00
CHILD:	2.52E+04	2.68E+04	5.38E+04	6.65E+04	1.11E+05	1.24E+07	0.00E+00	0.00E+00
INFANT:	0.00E+00	0.00E+00	0.00E+00	0.00E+00	0.00E+00	0.00E+00	0.00E+00	0.00E+00

FOR PATHWAY: MEAT

	T. BODY	GI-TRACT	BONE	LIVER	KIDNEY	THYROID	LUNG	SKIN
ADULT:	3.05E-03	8.99E-03	5.75E-03	1.00E-02	1.74E-02	1.47E+00	0.00E+00	0.00E+00
TEEN:	2.49E-03	6.17E-03	4.81E-03	8.16E-03	1.43E-02	1.14E+00	0.00E+00	0.00E+00
CHILD:	4.18E-03	4.45E-03	8.93E-03	1.10E-02	1.84E-02	2.05E+00	0.00E+00	0.00E+00
INFANT:	0.00E+00	0.00E+00	0.00E+00	0.00E+00	0.00E+00	0.00E+00	0.00E+00	0.00E+00

FOR PATHWAY: COW MILK

	T. BODY	GI-TRACT	BONE	LIVER	KIDNEY	THYROID	LUNG	SKIN
ADULT:	3.14E+04	9.27E+04	5.93E+04	1.03E+05	1.80E+05	1.52E+07	0.00E+00	0.00E+00
TEEN:	5.60E+04	1.39E+05	1.08E+05	1.84E+05	3.22E+05	2.56E+07	0.00E+00	0.00E+00
CHILD:	1.23E+05	1.31E+05	2.63E+05	3.25E+05	5.42E+05	6.04E+07	0.00E+00	0.00E+00
INFANT:	2.37E+05	1.37E+05	5.55E+05	8.09E+05	9.51E+05	1.47E+08	0.00E+00	0.00E+00

FOR PATHWAY: GOAT MILK

	T. BODY	GI-TRACT	BONE	LIVER	KIDNEY	THYROID	LUNG	SKIN
ADULT:	3.77E+04	1.11E+05	7.11E+04	1.24E+05	2.16E+05	1.32E+07	0.00E+00	0.00E+00
TEEN:	6.72E+04	1.67E+05	1.30E+05	2.20E+05	3.87E+05	3.08E+07	0.00E+00	0.00E+00
CHILD:	1.48E+05	1.57E+05	3.16E+05	3.90E+05	6.51E+05	7.25E+07	0.00E+00	0.00E+00
INFANT:	2.84E+05	1.64E+05	6.67E+05	9.71E+05	1.14E+06	1.77E+08	0.00E+00	0.00E+00

FOR PATHWAY: INHALATION

	T. BODY	GI-TRACT	BONE	LIVER	KIDNEY	THYROID	LUNG	SKIN
ADULT:	1.43E+02	2.81E+02	2.74E+02	4.69E+02	8.19E+02	6.32E+04	0.00E+00	0.00E+00
TEEN:	1.97E+02	3.27E+02	3.35E+02	6.49E+02	1.14E+03	9.26E+04	0.00E+00	0.00E+00
CHILD:	2.44E+02	1.74E+02	5.25E+02	6.44E+02	1.07E+03	1.22E+05	0.00E+00	0.00E+00
INFANT:	1.78E+02	6.33E+01	4.20E+02	6.08E+02	7.10E+02	1.13E+05	0.00E+00	0.00E+00

5.0 Environmental Radiological Monitoring Program

The emphasis of the operational Environmental Radiological Monitoring Program is to verify source control at the plant. In meeting this objective, certain findings reported in the STP ER have been considered in formulating the operational Radiological Environmental Monitoring Program. Among these the most important in relation to critical exposure paths and population groups are the following:

There are no commercial dairies within ten (10) miles of the plant nor any individual cows or goats within five (5) miles whose milk is consumed by humans; however, there are six ranches with about 3600 head of beef cattle within a 10-mile radius.

There are extensive commercial crops grown, mainly rice soybeans, grain sorghum, and cotton in the region immediately surrounding the plant. The major portion of irrigation in this region is from the canal and levee systems with water controlled by the Lower Colorado River Authority in Bay City. Alternate irrigation comes from deep water wells 300 ft. or greater in depth. Although three irrigation permits have been issued by the Lower Colorado River Authority for irrigation with Colorado River water taken down stream from the plant, these permits have not been exercised due to the brackish quality of the river in this area.

Local towns derive their drinking water from ground-water wells; there is no population consumption of water from the Colorado River below the plant.

There is substantial commercial harvesting of shellfish in Matagorda Bay, with the potential of harvesting fin fish as well depending on state controls. The Colorado River estuary is limited to sports fishing for human consumption and commercial fishing for bait species.

Prevailing winds are from the south to east-south-east.

5.1 Program Summary

The design and implementation of the Environmental Radiological Monitoring Program, related surveillance activities, sample analysis, and reporting is performed by Houston Lighting & Power Company. The monitoring program is a tiered system in which the level of surveillance is in part determined by effluent releases.

The minimum program is outlined in the following sections and in Table 5.1. The results of this program are routinely reported in the Annual Radiological Environmental Operating Report as indicated in Technical Specification 6.9.1.6.

In support of this report, a land use census will be conducted annually.

In the event plant releases exceed an "action level" or the results of an analysis indicate unexpected concentrations of radionuclides in the environment, a more vigorous sampling program may be instituted.

In the event of an incident involving large releases of activity from STPEGS, an intensive sampling program would be initiated. This program would include special studies as appropriate for the particular incident and might include special reporting.

The following paragraphs describe the general program instituted including the types of samples, the collection frequency, and the analysis to be accomplished on each sample type.

5.2 Sampling Program Description

5.2.1 Airborne Iodine and Particulates

Airborne iodine and particulates are sampled by continuous low volume air samplers (approximately 2.5 cfm) fitted with charcoal canisters. The air sampling network will consist of 5 stations. One station is located at each of three locations at the exclusion zone boundary (in the N, NNW, and NW sectors). Since all releases will be at ground level or from roof vents, the highest calculated offsite ground level concentration of airborne releases occurs at the site boundary regardless of wind direction. An air sampling system is located in the community of Bay City. A control station is located at least ten (10) miles west of the site in a minimal wind direction. The filters are changed weekly and analyzed.

5.2.2 Soil Sampling

Soil samples are collected from the same locations as airborne particulates as well as from two (2) farms within five (5) miles of the site for a total of seven (7) locations. Soils are collected annually for gamma isotopic analysis.

5.2.3 Ambient Radiation Measurements

Background ionizing radiation levels are measured by a network of forty (40) TLD stations. Two dosimeters are placed at each station and are collected and analyzed quarterly. The TLD stations are located adjacent to air monitoring stations and in generally concentric rings about the plant at one and five mile ranges in sixteen (16) sectors. The balance of the stations are placed in special interest areas and control locations ten to fifteen miles from the site.

5.2.4 Surface Water Sampling

Each unit discharges its liquid radioactive waste into the cooling reservoir. The radionuclides in the reservoir mix uniformly and subsequent blowdown releases to the Colorado River may contain these radionuclides. The Colorado River is sampled continuously both above and below the plant discharge structure. These composite samples are analyzed for gamma isotopes monthly and for tritium quarterly.

Radionuclides may also diffuse through the bottom of the reservoir and may be discharged to collection ditches which run into Little Robbins Slough. Quarterly grab samples are taken at three locations near the site boundary where these surface flows enter offsite surface waters.

5.2.5 Ground Water Sampling

Since seepage from the bottom of the reservoir is expected to occur, some chance exists for radionuclides to enter ground water. Two aquifers underlie the site: a shallow aquifer above about 90 feet, and a deeper one below about 300 feet. Drinking water used in the area is drawn from the aquifer below 300 feet which is separated from the shallow aquifer by an impermeable strata of clay. Hence, it is virtually impossible for plant operations to contaminate ground water in the deep aquifer from which drinking and irrigation water are drawn. Nevertheless, wells onsite are sampled and analyzed for tritium and gamma emitting nuclides.

5.2.6 Fish

Radioactivity in the liquid effluent from the plant may be available to the fish of the Colorado River and Little Robbins Slough. The Colorado River is used by sports fishermen and hence radionuclides may find their way into the human food chain. Fish samples are taken twice annually about two (2) miles down stream and several miles up stream from the plant blowdown structure. These samples are analyzed for gamma emitting nuclides.

5.2.7 Agricultural Products

The Lower Colorado River Authority which regulates the majority of irrigation water in the vicinity of STPEGS indicates that these waters originate upstream from the dam on the Colorado River near Bay City. Hence, plant liquid discharges do not effect local agriculture.

Broadleaf vegetation samples are taken semiannually and produce from local farms is analyzed when it is available. No milk is typically analyzed since no dairies or milk animals exist within ten (10) miles of the site. Gamma isotopic analysis is performed on the vegetation samples and iodine analyses will be performed if any milk samples are identified and taken.

5.2.8 Domestic Meat

At least one sample of meat is taken semiannually from farms located within ten (10) miles of the plant. The flesh is subjected to gamma isotopic analysis.

5.2.9 Game

Game is obtained on site or within ten (10) miles of the site, when available. The edible tissue is analyzed for gamma emitting radionuclides.

5.3 Sampling Frequency

The sampling frequencies given in Table 5.1 were selected so that the results of the radiological environmental monitoring may compliment the results of the radiological effluent monitoring. In some cases the sampling frequency is determined by inherent characteristics of the medium, e.g., air filters can be run only for a week before excessive pressure-drop arises.

5.4 Station Locations

Unless otherwise indicated station locations are the same as described in Table 5.1.

5.5 Quality Control

Control checks and tests are applied to the analytical operations by means of duplicate analyses of selected samples, and by the introduction of calibrated environmental samples such as provided through the USEPA Environmental Radioactivity Laboratory Intercomparison Studies Program. Analytical procedures are similar to those reported in HASL-300 or equivalent commercial practice.

5.6 Analytical Sensitivity

The detection sensitivities of the various program elements are listed in Table 5.2. Samples are analyzed as described in the program summary.

5.7 Data Presentation

Reporting units are the same as in Table 5.2. The standard deviation of the net counting rate is computed using the gross counting rate and the background rate. Suitable statistical methods

are used to determine whether a count is significant as described in references 1 and 6.

5.8 Routine Reporting Requirements

Reports on environmental radiological monitoring sample analyses are submitted in accordance with the requirements of Technical Specification 6.9.1.6. These reports are summaries of the results of the environmental activities and assessments of the observed impacts of the plant operation on the environment.

TABLE 5.1

MINIMUM OPERATIONAL RADIOLOGICAL ENVIRONMENTAL MONITORING PROGRAM

EXPOSURE PATHWAY AND/OR SAMPLE MEDIA	NOMINAL NUMBER OF SAMPLE LOCATIONS	COLLECTION		ANALYSIS	
		ROUTINE SAMPLING MODE	NOMINAL COLLEC- TION FREQUENCY	ANALYSIS TYPE	MINIMUM ANALY- SIS FREQUENCY
1. Direct Radiation TLDs	<u>Total Stations: 40</u> <u>16 stations</u> located in six- teens sectors approximately 1 mile from containment. <u>16 stations</u> located in six- teens sectors 4-6 miles from containment. <u>6 stations</u> located in special interest areas (e.g. school, population center) within a 14 mile radius of containment. <u>2 control stations</u> located in areas of minimal wind direction (W,ENE) 10-15 miles from containment.	Continuous	Quarterly	Gamma	Quarterly
2. AIRBORNE a. Air parti- culate and charcoal	<u>Total Stations: 12</u> (5) <u>3 stations</u> located at the exclusion zone, approxi- mately 1 mile from con- tainment, in the N,NNW,NW sectors. <u>1 station</u> located in Bay City, 14 miles from containment. <u>1 control station</u> located in a minimal wind direc- tion (W) 11 miles from containment.	Continuous	Weekly	<u>Radioiodine</u> <u>Canister:</u> I-131 <u>Particulate</u> <u>Sample:</u> Gross Beta Gamma-Isotopic	Weekly Weekly Quarterly com- posite (by location

TABLE 5.1

MINIMUM OPERATIONAL RADIOLOGICAL ENVIRONMENTAL MONITORING PROGRAM

EXPOSURE PATHWAY AND/OR SAMPLE MEDIA	NOMINAL NUMBER OF SAMPLE LOCATIONS	COLLECTION		ANALYSIS	
		ROUTINE SAMPLING MODE	NOMINAL COLLEC- TION FREQUENCY	ANALYSIS TYPE	MINIMUM ANALY- SIS FREQUENCY
b. Soils	(7) 5 same as air stations. 2 stations located on or adjacent to farms within 5 miles of containment.	Grab	Annually	Gamma-Isotopic	According to collection frequency
3. Waterborne a. Surface	Total Stations: 17 (6) 1 station located in re- servoir at point of reser- voir blowdown to Colorado River. 1 control station located above the Site on the Colorado River not in- fluenced by plant discharge. 1 station approximately 2 miles downstream from blow- down entrance into the Colorado River (marker). Relief well discharge exit monitoring 1 station located near Site boundary in the Little Robbins Slough. 1 station located near Site boundary in the East Fork of Little Robbins Slough. 1 station located near Site boundary in the west branch of the Colorado River.	Composite	Monthly	Gamma-Isotopic Tritium	Monthly Quarterly composite
		Grab	Quarterly	Gross Beta Tritium	Quarterly or according to collection fre- quency

TABLE 5.1

MINIMUM OPERATIONAL RADIOLOGICAL ENVIRONMENTAL MONITORING PROGRAM

EXPOSURE PATHWAY AND/OR SAMPLE MEDIA	COLLECTION		ANALYSIS		
	NOMINAL NUMBER OF SAMPLE LOCATIONS	ROUTINE SAMPLING MODE	NOMINAL COLLEC- TION FREQUENCY	ANALYSIS TYPE	MINIMUM ANALY- SIS FREQUENCY
b. Ground	(4) 1 station located at well #603B upgradient from the reservoir in the upper shallow aquifer. 1 station located at well #446A down gradient in the upper shallow aquifer. 1 station located at well #603A upgradient from the reservoir in the lower shallow aquifer. 1 station located at well #446 down gradient in the lower aquifer.	Grab	Quarterly	Gamma-Isotopic Tritium	According to collection frequency
c. Drinking	(1) 1 station located on Site.	Grab	Monthly	Gamma-Isotopic Tritium	Monthly
d. Sediment	(9) 1 station located near Site boundary in the Little Robbins Slough. 1 station located near Site boundary in the E. Fork Little Robbins Slough.	Grab	Semiannually	Gamma-Isotopic	Semi-annually

TABLE 5.1

MINIMUM OPERATIONAL RADIOLOGICAL ENVIRONMENTAL MONITORING PROGRAM

EXPOSURE PATHWAY AND/OR SAMPLE MEDIA	COLLECTION			ANALYSIS	
	<u>NOMINAL NUMBER OF SAMPLE LOCATIONS</u>	<u>ROUTINE SAMPLING MODE</u>	<u>NOMINAL COLLEC- TION FREQUENCY</u>	<u>ANALYSIS TYPE</u>	<u>MINIMUM ANALY- SIS FREQUENCY</u>
	1 station located near Site boundary in the West Branch Colorado River.				
	1 control station located above the Site on the Colorado River not influenced by plant discharge.				
	1 station located approxi- mately 2 miles downstream from blowdown entrance into the Colorado River.				
	1 station located in reser- voir at point of reservoir blowdown to Colorado River.				
	1 station located in reser- voir near coolant discharge.				
	1 station located at the intake structure where the run-off channel enters the Colorado River.				
	1 station located in the blow- down discharge channel at the Colorado River.				
4. Ingestion	<u>Total Stations: 10</u>				
a. Milk	-----	Limited source of sample in vicinity at			
STPEGS-----		(Attempts will be made to collect samples when available)			
		Grab	Semimonthly when Gamma-Isotopic & on pasture, monthly Low Level I-131 at other times		According to collection frequency

TABLE 5.1

MINIMUM OPERATIONAL RADIOLOGICAL ENVIRONMENTAL MONITORING PROGRAM

EXPOSURE PATHWAY AND/OR SAMPLE MEDIA	NOMINAL NUMBER OF SAMPLE LOCATIONS	COLLECTION		ANALYSIS	
		ROUTINE SAMPLING MODE	NOMINAL COLLEC- TION FREQUENCY	ANALYSIS TYPE	MINIMUM ANALY- SIS FREQUENCY
b. Broadleaf	(4)				
	3 stations located at the exclusion zone, approxi- mately 1 mile from contain- ment, in the N,NW,NNW sec- tors. 1 control station located in a minimal wind direction (W), 11 miles from containment.	Grab	Monthly during growing season	Gamma-Isotopic	Monthly according to collection frequency
c. Agricultural Products	-----	No sample stations have been identified in the vicinity of the Site. Presently no agricultural land is irrigated by water into which liquid plant wastes will be discharged. Agricultural products will be considered if these conditions change.			-----
d. Terrestrial & Aquatic Animals (edible portion)	(3) 1 sample representing and/or recreationally important species in vicinity of STPEGS that may be influenced by plant operation. * 1 sample of same or analagous species in area not influenced by STPEGS. 1 sample of same or analagous species in the reservoir (if available).	Grab	Sample in seasons or semiannually if they are not seasonal	Gamma-Isotopic	According to collection frequency

TABLE 5.1

MINIMUM OPERATIONAL RADIOLOGICAL ENVIRONMENTAL MONITORING PROGRAM

EXPOSURE PATHWAY AND/OR SAMPLE MEDIA	NOMINAL NUMBER OF SAMPLE LOCATIONS	COLLECTION		ANALYSIS	
		ROUTINE SAMPLING MODE	NOMINAL COLLEC- TION FREQUENCY	ANALYSIS TYPE	MINIMUM ANALY- SIS FREQUENCY
e. Pasture Grass	(2) 1 station located at the exclusion zone, NW. 1 control station located 11 miles W.	Grab	Quarterly (when cattle are on pasture)	Gamma-Isotopic	According to collection frequency
f. Domestic Meat	(1) 1 sample representing domestic stock fed on crops exclusively grown within 10 miles of containment.		Semiannually	Gamma-Isotopic	According to collection frequency

*Applies to aquatic samples only.

NOTE: Collection frequency may vary to accomidate sample media availability, equipment avilability, and/or weather conditions.

TABLE 5.2

a
Detection Capabilities for Environmental Sample Analysis
Lower Limit of Detection (LLD)

Analysis	Water (pCi/Kg)	Airborne Particulate or Gas (pCi/m ³)	Fish (pCi/kg, wet)	Milk (pCi/Kg)	Food Products (pCi/Kg, wet)	Sediment (pCi/Kg, dry)
gross beta	4	1.0E-02				
H 3	3000					
Mn 54	15		130			
Fe 59	30		260			
Co 58,60	15		130			
Zn 65	30		260			
Zr-Nb 95	15					
I 131	1	7.0E-02		1	60	
Cs 134	15	5.0E-02	130	15	60	150
Cs 137	18	6.0E-02	150	18	80	180
Ba-La 140	15			15		

Note: This list does not mean that only these nuclides are to be detected and reported. Other peaks which are measurable and identifiable, together with the above nuclides, shall also be identified and reported.

a) Environmental thermoluminescent dosimeters meet Regulatory Guide 4.13 (Revision 1) July, 1977.

Table 5.3- Sample Station Locations

<u>Media</u>	<u>Station</u>	<u>Location</u>	<u>Location Description</u>
DR, AI, AP, VB, SO	001	1 mile N	Exclusion Zone at TX#521
DR	002	1 mile NNE	Exclusion Zone at TX#521
DR	003	1 mile NE	Exclusion Zone at TX#521
DR	004	1 mile ENE	Exclusion Zone at TX#521
DR	005	1 mile E	STPEGS Visitor Center
DR	006	1 mile ESE	Site at Pumping Station
DR	007	1 mile SE	Site on dike
DR	008	1 mile SSE	Site on dike
DR	009	1 mile S	Site on dike
DR	010	2 miles SSW	Site on dike
DR	011	1 mile SW	Site on dike
DR	012	1 mile WSW	Site on dike
DR	013	1 mile W	Exclusion Zone at TX#521
DR	014	1 mile WNW	Exclusion Zone at TX#521
DR, AI, AP, VB, SO, VP	015	1 mile NW	Exclusion Zone at TX#521
DR, AI, AP, VB, SO	016	1 mile NNW	Exclusion Zone at TX#521
DR	017	6 miles N	Buckeye on FM#1468
DR	018	5.5 miles NNE	Celanese Plant on FM3057
DR	019	5 miles NE	FM#2668
DR	020	5 miles ENE	FM#2668
DR	021	5 miles E	TX#521
DR	022	7 miles ESE	DuPont Plant on TX#60
DR	023*	16 miles ENE	TX#521
DR	024	4 miles SSE	Site on dike
DR	025	4 miles S	Site on dike
DR	026	4 miles SSW	Site on dike
DR	027	4 miles SW	Site on dike
DR	028	5 miles WSW	FM#1095
DR	029	4.5 miles W	FM#1095
DR	030	6 miles WNW	Tres Palacios Oaks
DR	031	5.6 miles NW	Wilson Creek Rd
DR	032	3.5 miles NNW	FM#1468
DR, AI, AP, SO	033	14 miles NNE	Bay City
DR	034	8 miles ENE	Wadsworth
DR	035	8.5 miles SSE	Matagorda
DR	036	10 miles WSW	College Port
DR, AI, AP, VB, VP, SO	037*	11 miles WSW	Palacios sub station
DR	038	11 miles NW	Blessing
DR	039	9 miles NW	El Maton
DR	040	4.5 miles SE	Citrus Grove
WG	205	4 miles SE	Site
WG	206	4 miles SE	Site
WG	207*	1.5 miles W	Site
WG	208*	1.5 miles W	Site
WD	210	< 0.5 miles E	Administration Bld.

Table 5.3: Sample Station Locations --Continued--

<u>Media</u>	<u>Station</u>	<u>Location</u>	<u>Location Description</u>
WS,SS	211	3.5 miles S	Site, E. Little Robbins
WS,SS	212	3.5 miles S	Site, Little Robbins
WS,SS	213	3 miles SE	Site, W. Branch Colorado
SS	215	1 mile SW	Site reservoir
WS,SS,F	216	3 miles SSE	Site reservoir
WS,SS,F	218	< 10 miles	Colorado River
WS	220*	upstream	Colorado River
SS,F	221*	> 10 miles	Upstream Colorado River
F	222	> 10 miles	West Matagorda Bay
WD	228*	14 miles NNE	Bay City
SS	230	3.5 miles ESE	Intake structure channel
SS	233	4.3 miles SE	Blowdown channel discharge

CODES: AI - Air (iodine) sampling station
 AP - Air (particulate) sampling station
 DR - TLD direct radiation station
 F - Fish sampling station
 SO - Soil sampling station
 SS - Sediment sampling station
 VB - Vegetation (broad leaf) sampling station
 VP - Vegetation (pasture grass) sampling station
 WD - Water (drinking) sampling station
 WG - Water (ground) sampling station
 WS - Water (surface) sampling station

*Control Stations

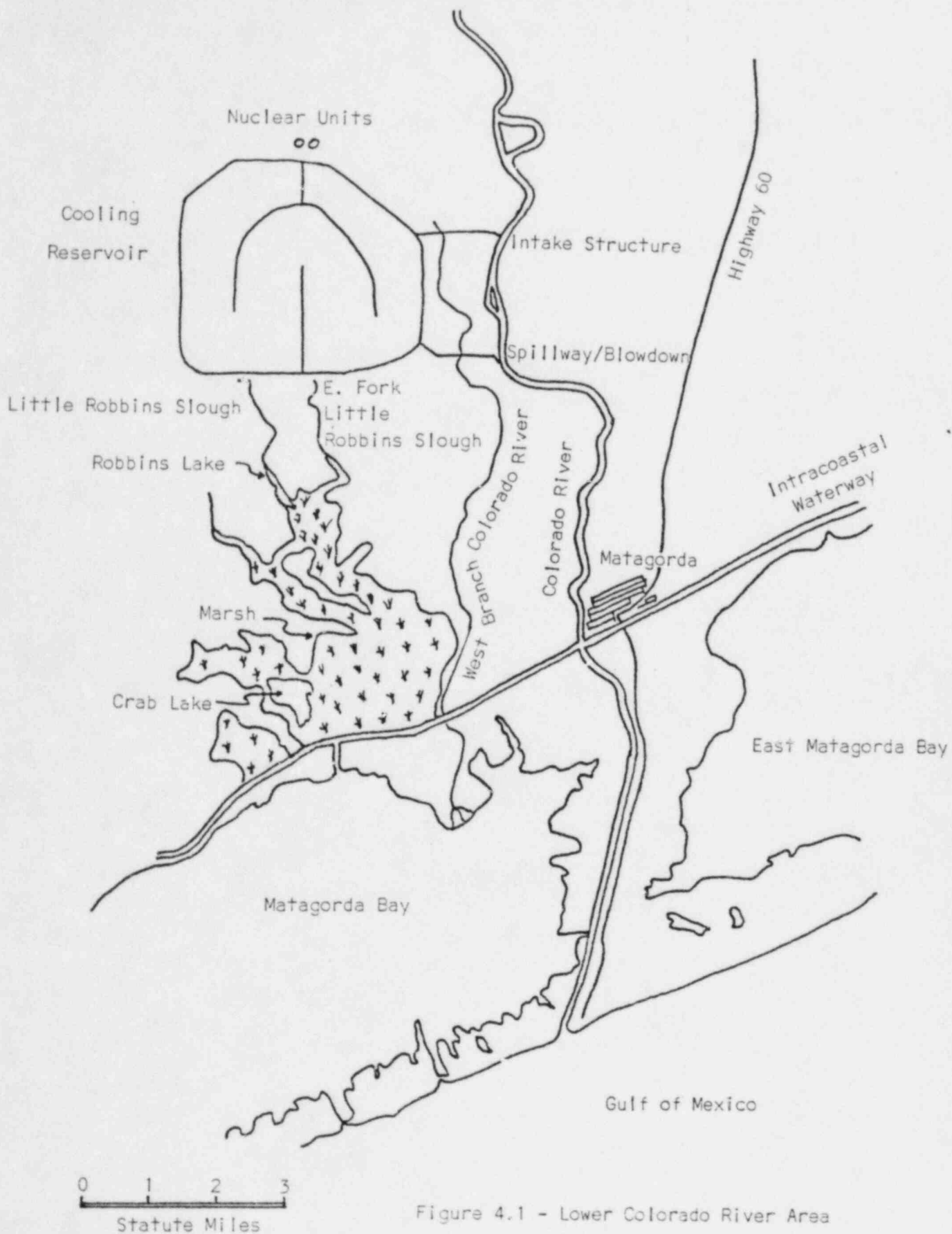


Figure 4.1 - Lower Colorado River Area

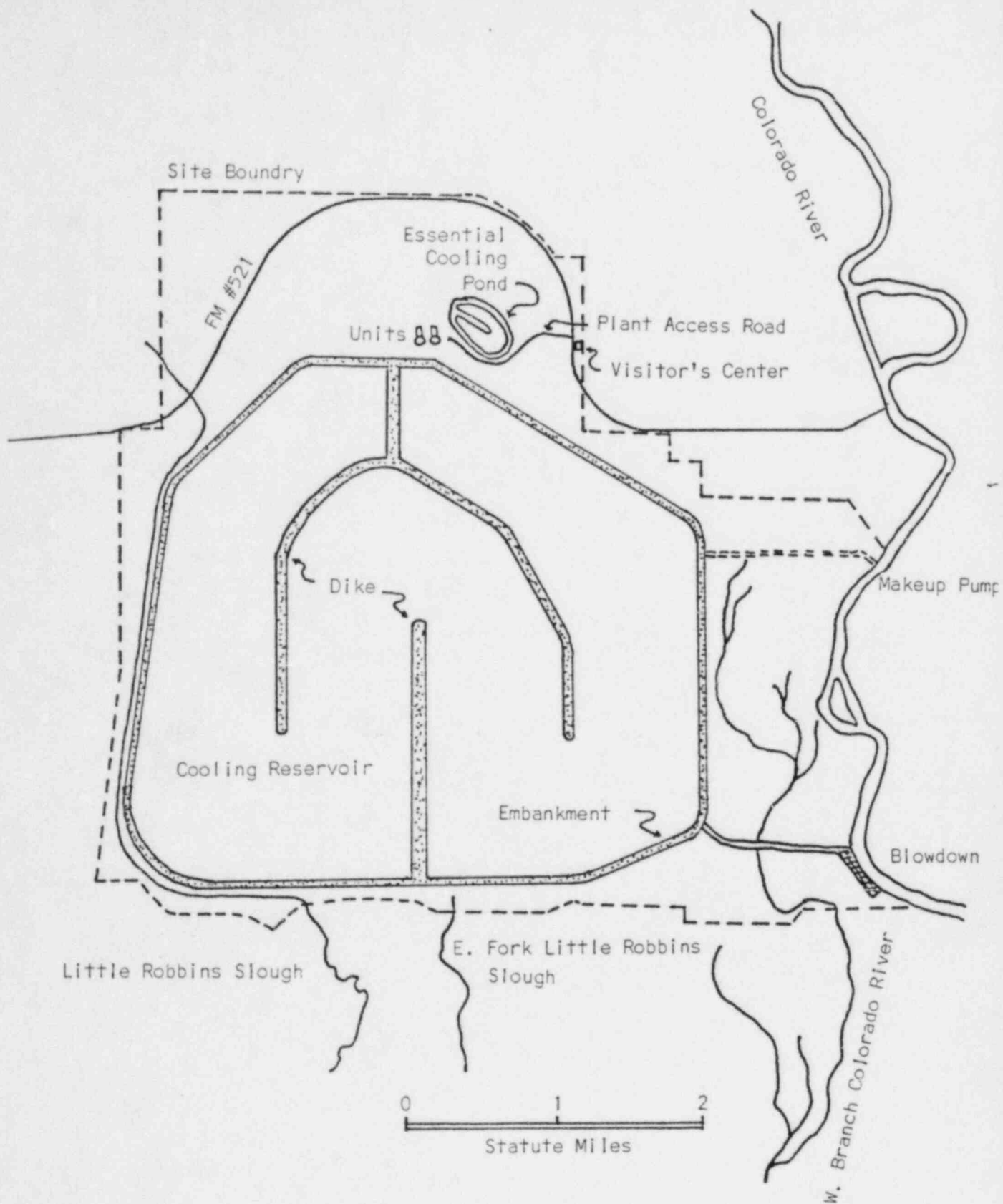


Figure 4.2 - STPEGS Site