

MATERIALS LICENSE

Amendment No. 70

Pursuant to the Atomic Energy Act of 1954, as amended, the Energy Reorganization Act of 1974 (Public Law 93-438), and Title 10, Code of Federal Regulations, Chapter I, Parts 30, 31, 32, 33, 34, 35, 36, 39, 40, and 70, and in reliance on statements and representations heretofore made by the licensee, a license is hereby issued authorizing the licensee to receive, acquire, possess, and transfer byproduct, source, and special nuclear material designated below; to use such material for the purpose(s) and at the place(s) designated below; to deliver or transfer such material to persons authorized to receive it in accordance with the regulations of the applicable Part(s). This license shall be deemed to contain the conditions specified in Section 183 of the Atomic Energy Act of 1954, as amended, and is subject to all applicable rules, regulations, and orders of the Nuclear Regulatory Commission now or hereafter in effect and to any conditions specified below.

301744

Licensee

1. Kansas City Veterans Affairs
Medical Center2. 4801 Linwood Blvd.
Kansas City, MO 64128In accordance with letter dated
November 4, 19963. License Number 24-00496-06 is amended in
its entirety to read as follows:

4. Expiration Date August 31, 2005

5. Docket or
Reference No. 030-022776. Byproduct, Source, and/or
Special Nuclear MaterialA. Any byproduct
material identified
in 10 CFR 35.100B. Any byproduct
material identified
in 10 CFR 35.200C. Any byproduct
material identified
in 10 CFR 35.300D. Any byproduct
material identified
in 10 CFR 35.400E. Any byproduct
material identified
in 10 CFR 31.11

F. Hydrogen-3

G. Carbon-14

H. Sodium-22

I. Phosphorus-32

J. Sulfur-35

7. Chemical and/or Physical
FormA. Any
radiopharmaceutical
identified in 10 CFR
35.100B. Any
radiopharmaceutical
identified in 10 CFR
35.200C. Any
radiopharmaceutical
identified in 10 CFR
35.300D. Any brachytherapy
source identified in
10 CFR 35.400

E. Prepackaged Kits

F. Any

G. Any

H. Any

I. Any

J. Any

8. Maximum Amount that Licensee
May Possess at Any One Time
Under This License

A. As needed

B. As needed

C. As needed (not to
exceed 1 curie of
iodine-131)D. Not to exceed 1
curie

E. As needed

F. 500 millicuries

G. 100 millicuries

H. 5 millicuries

I. 4,000 millicuries

J. 1,000 millicuries

COPY

a/1 ml
2 30
50

**MATERIALS LICENSE
SUPPLEMENTARY SHEET**

License Number
24-00496-06

Docket or Reference Number
030-02277

Amendment No. 70

- | | | |
|--|--|--|
| <p>6. Byproduct, source, and/or special nuclear material</p> <p>K. Calcium-45</p> <p>L. Chromium-51</p> <p>M. Iodine-125</p> <p>N. Iodine-131</p> <p>O. Hydrogen-3</p> <p>P. Rubidium-86</p> <p>Q. Phosphorus-33</p> <p>R. Chlorine-36</p> | <p>7. Chemical and/or physical form</p> <p>K. Any</p> <p>L. Any</p> <p>M. Any</p> <p>N. Any</p> <p>O. Foil sources (contained in Varian detector cell Model No. 02-1681)</p> <p>P. Any</p> <p>Q. Any</p> <p>R. Any</p> | <p>8. Maximum amount that licensee may possess at any one time under this license</p> <p>K. 200 millicuries</p> <p>L. 250 millicuries</p> <p>M. 2,000 millicuries</p> <p>N. 100 millicuries</p> <p>O. 500 millicuries</p> <p>P. 1 millicurie</p> <p>Q. 100 millicuries</p> <p>R. 5 millicuries</p> |
|--|--|--|

9. Authorized Use:

- A. Medical use described in 10 CFR 35.100.
- B. Medical use described in 10 CFR 35.200.
- C. Medical use described in 10 CFR 35.300.
- D. Medical use described in 10 CFR 35.400.
- E. In vitro studies.
- F. through N., P., Q. and R. To be used for research and development as defined in 10 CFR Part 30, Section 30.4.
- O. For storage only incident to disposal.
- F., G., I., J. and K. May also be used for in-vivo animal research as described in letters dated December 8, 1994 (with enclosure) and January 18, 1995 (with enclosure).

COPY

MATERIALS LICENSE
SUPPLEMENTARY SHEET

License Number

24-00496-06

Docket or Reference Number

030-02277

Amendment No. 70

CONDITIONS

10. Licensed material shall be used only at the licensee's facilities located at 4801 Linwood Boulevard, Kansas City, Missouri.
11. Radiation Safety Officer: Richard T. Whitman
12. Licensed material listed in Item 6 above is authorized for use by, or under the supervision of, the following individual(s) for the materials and uses indicated:
 - A. Frank R. Victor, M.D., for material in 10 CFR 35.100, 35.200, 35.300 and 31.11.
 - B. P. G. Shanker Giri, M.D., for material in 10 CFR 35.400.
 - C. Eashwer K. Reddy, M.D., for material in 10 CFR 35.400.
 - D. Reginald W. Dusing, M.D., for material in 10 CFR 35.100, 35.200, 35.300 and 31.11.
 - E. Ralph H. Baehr, M.D., for material in 10 CFR 35.100, 35.200, 35.300, and 31.11.
 - F. Jinna Chen, M.D., for material in 10 CFR 35.100, 35.200 and 35.300.
 - G. Sushanta K. Banerjee, Ph.D., for material listed in Subitems 6.F., 6.G., 6.I., 6.J. and 6.Q.
 - H. James W. Hamilton, Ph.D. for material listed in Subitems 6.F. through 6.O., 6.Q. and 6.R.
 - I. Stephen N. Blatt, M.D., for material in 10 CFR 35.100, 35.200, 35.300, and 31.11.
 - J. Jan M. Cambell, M.D., for material in Subitem 6.F.
 - K. Betty M. Drees, M.D., for material in Subitem 6.M.
 - L. Barry W. Festoff, M.D., for material in Subitems 6.F., 6.G., 6.I., 6.M. and 6.Q.
 - M. Stephen A. Klotz, M.D., for material in Subitems 6.I., 6.J., 6.M., and 6.Q.
 - N. Larry A. Welling, M.D., Ph.D., for material in Subitem 6.F.
 - O. Eugene Gregory, for material in Subitems 6.F., 6.G., 6.I., 6.J., 6.M., and 6.Q.
 - P. Douglas M. Burns, Ph.D., for material in Subitems 6.F. through 6.Q.

COPY

**MATERIALS LICENSE
SUPPLEMENTARY SHEET**

License Number

24-00496-06

Docket or Reference Number

030-02277

Amendment No. 70

13. Notwithstanding the provisions of Section 35.49 "Suppliers" of Title 10, Code of Federal Regulations, the licensee is authorized to receive material listed in 10 CFR 35.400 from the University of Kansas Medical Center, Kansas City, Kansas, in accordance with the procedures outlined in letter dated July 25, 1995.
14. The licensee is authorized to transport licensed material only in accordance with the provisions of 10 CFR Part 71, "Packaging and Transportation of Radioactive Material."
15. Except as specifically provided otherwise in this license, the licensee shall conduct its program in accordance with the statements, representations, and procedures contained in the documents, including any enclosures, listed below, except for minor changes in the medical use radiation safety procedures as provided in 10 CFR 35.31. The Nuclear Regulatory Commission's regulations shall govern unless the statements, representations, and procedures in the licensee's application and correspondence are more restrictive than the regulations.
 - A. Application dated December 15, 1994; and
 - B. Letters dated June 27, 1995, (excluding all reference to incineration of in-vivo remains containing tritium and/or carbon-14), July 25, 1995 (excluding all reference made to Douglas M. Burns, Ph.D.), December 14, 1995, and November 4, 1996.

FOR THE U.S. NUCLEAR REGULATORY COMMISSION

Date

11/20/96

By

Kevin G. Nee

Nuclear Materials Licensing Branch, Region III

COPY

(FOR LFMS USE)
INFORMATION FROM LTS

BETWEEN:

License Fee Management Branch, ARM
and
Regional Licensing Sections

Program Code: 02120
Status Code: 0
Fee Category: EX 7C
Exp. Date: 20050831
Fee Comments:
Decom Pin Assur Req: Y
.....

LICENSE FEE TRANSMITTAL

A. REGION

1. APPLICATION ATTACHED

Applicant/Licensee: V. A., DEPARTMENT OF
Received Date: 960819
Docket No: 3002277
Control No.: 301744
License No.: 24-00496-06
Action Type: Amendment

2. FEE ATTACHED

Amount: 0
Check No.: 0

3. COMMENTS

Signed D. Hersey
Date 1-23-96

B. LICENSE FEE MANAGEMENT BRANCH (Check when milestone 03 is entered /__/))

1. Fee Category and Amount: _____

2. Correct Fee Paid. Application may be processed for:

Amendment _____
Renewal _____
License _____

3. OTHER _____

Signed _____
Date _____

FEE EXEMPT



DEPARTMENT OF VETERANS AFFAIRS
Medical Center
4801 Linwood Boulevard
Kansas City MO 64128

August 12, 1996

In Reply Refer To:

589/114

U. S. Nuclear Regulatory Commission
Region III
801 Warrenville Road
Lisle, Illinois 60532-4351

RE: NRC License 24-00496-06

1. Please amend our license as follows:

- a. Items 5 and 6: Add P-33 and C1-36. The nuclides were recently (letter dated 27 June 1995) deleted in error. P-33, any chemical/physical form, maximum possession 100 mCi. C1-36, any chemical/physical form, maximum possession 5 mCi. These materials will be used for research and development as defined in 10CFR30 section 30.4.
- b. Item 7.1: Add Jinna Chen, M.D. as an authorized user under 10CFR35 paragraphs 35.100 and 35.200. Dr. Chen is certified by the American Board of Radiology in Diagnostic Radiology, June 1994. A memorandum showing primary source verification of Dr. Chen's certification is included as Attachment 1.
- c. Item 7.2: Add Sushanta K. Banerjee, Ph.D., as an authorized user for non-medical use of the following nuclides: P-32, P-33, H-3, C-14, S-35. The Radiation Safety Committee recommends authorization based on prior consideration and approval of all proposed procedures and radiation safety training. Supplement A is included as Attachment 2.
- d. Item 7.2: Delete Travis E. Solomon, M.D., Ph.D., as a user on this license.
- e. Item 10.1: The Radiation Safety Committee will authorize users, uses, and facilities. Users requesting medical use of byproduct material will be approved based on requirements of 10CFR35, Subpart J. Users requesting non-medical use will be approved based on qualifications presented in Attachment 3. Uses and facilities will be approved based on criteria in Attachment 4.

RECEIVED

AUG 19 1996


REGION III

Pm: 8-15-96 FEE EXEMPT

301744

f. Item 10.13.1: We exhaust spent gas directly to the outside air. We will follow the model procedure for calculating worker dose from noble gases that was published in Appendix O.1 to Regulatory Guide 10.8 Revision 2. If we change procedure and collect spent gas in a shielded trap, we will establish and implement the model procedure for checking trap effluent that was published in Appendix O.3 to Regulatory Guide 10.8, Revision 2.

2. This request is exempt from fee.



HUGH DORAN
Director

DEPARTMENT OF
VETERANS AFFAIRS

Memorandum

Date: June 6, 1996

From: Quality Management Service (11Q)

Subj: Board Certification Data - Jinna Chen, M.D.

To: Cal Myers, Ph.D., Radiation Safety Specialist (114)
THRU: Chief, Radiology Service (114)

Jinna Chen, M.D. is board certified in Diagnostic Radiology effective June 1994. Primary source verification was obtained via telephone call to the American Board of Medical Specialties on February 6, 1996 by Patricia Smith-Brown, Program Clerk, Quality Management Service.

*Gale Waters*GALE WATERS
PROGRAM ANALYST

EXHIBIT 2
SUPPLEMENT A

SUPPLEMENT		U.S. NUCLEAR REGULATORY COMMISSION		
TRAINING AND EXPERIENCE AUTHORIZED USER OR RADIATION SAFETY OFFICER				
1. NAME OF PROPOSED AUTHORIZED USER OR RADIATION SAFETY OFFICER SUSHANTA K. BANERJEE		2. FOR PHYSICIANS, STATE OR TERRITORY WHERE LICENSED		
3. CERTIFICATION				
SPECIALTY BOARD A	CATEGORY B	MONTH AND YEAR CERTIFIED C		
4. TRAINING RECEIVED IN BASIC RADIOISOTOPE HANDLING TECHNIQUES				
FIELD OF TRAINING A	LOCATION AND DATE(S) OF TRAINING B	TYPE AND LENGTH OF TRAINING		
		CLOCK HOURS IN LECTURE OR LABORATORY	CLOCK HOURS OF SUPERVISED ON-THE-JOB EXPERIENCE	
d. RADIATION PHYSICS AND INSTRUMENTATION	V.A. Med Center - MN - 1991 Washington Stat Univ WA - 1992 V.A. Med Center MC - 1996	— 16h	4h 16h	
e. RADIATION PROTECTION	V.A. Med Center - MN Washington Stat Univ WA V.A. Med Center - MC	2h 16h 3h	2h 16h —	
f. MATHEMATICS PERTAINING TO THE USE AND MEASUREMENT OF RADIOACTIVITY	V.A. Med Center - MC	2h	2h	
g. RADIATION BIOLOGY	Washington Stat Univ WA	16h	16h	
h. RADIOPHARMACEUTICAL CHEMISTRY	Washington Stat Univ WA	30h	120h	
5. EXPERIENCE WITH RADIATION. (Actual use of Radioisotopes or Equivalent Experience)				
ISOTOPE	ACT USED AT ONE TIME	LOCATION	CLOCK HOURS	TYPE OF USE
241	100 uCi	VAMC MN, VAMC MO, WSV	5 years	labeled DNA
125 I	100 uCi		3 years	labeled protein
14 C	2500 dpm		3 years	labeled protein
32 P	50 uCi		5 years	labeled nucleic acid
35 S	50 uCi		5 years	labeled nucleic acid

**CRITERIA FOR AUTHORIZATION OF NONMEDICAL USERS
BY RADIATION SAFETY COMMITTEE**

The training and experience of users authorized by the RSC to independently use or supervise use of byproduct material are as follows:

Routine radiation safety training including:

- Applicable regulations and license conditions
- Areas where radioactive material is used and stored
- Potential hazards associated with radioactive material
- Appropriate radiation safety procedures
- Special in-house rules
- Individual's obligation to report unsafe conditions to the RSO or applicable authorities
- Appropriate response to emergencies or unsafe conditions
- Workers rights to be informed of occupational exposure
- Location of pertinent regulations, license and other materials

A College degree at the bachelor level, or equivalent training and experience, in the physical or biological sciences or in engineering; and

At least 40 hours of training and experience in the safe handling of radioactive materials, and in the characteristics of ionizing radiation, units of radiation dose and quantities, radiation detection instrumentation, and biological hazards of exposure to radiation; appropriate to the type and forms of byproduct material to be used.

CRITERIA FOR RADIATION SAFETY COMMITTEE APPROVAL OF RESEARCH AUTHORIZATIONS

The following criteria will be the basis of approval by the Radiation Safety Committee for research use of radioactive materials. The Committee will not authorize research involving human use of byproduct material.

1. Facilities and Equipment

Lab layout

Bench tops - surface and seams - difficulty of decontamination

Floors - surface and seams - difficulty of decontamination

Requirement for exhaust hood

Conveyance of radioactive materials from storage to bench

Location and type of equipment

Availability of appropriate shielding

Availability of appropriate handling equipment/supplies

Conveyance of radioactive materials from workspace to lab equipment, e.g., centrifuge

Availability of decontamination kit

Space/lighting limitations

Storage of radioactive material

Availability/accessibility of storage

Security requirements

2. Operating and Handling Procedures

Written protocols for handling radioactive materials

Routine handling procedures

Specific handling procedures required by nuclide and procedure

Decontamination of radioactive spills

Records of inventory, use, and disposal

Training of supervised individuals

Specific procedures

Radiation bioeffects/hazards

Ordering and receipt of radioactive material

Ordering/receipt records

Maximum possession

Monitoring of radioactivity

Personal monitoring requirements

Contamination monitoring requirements

Record requirements

Waste disposal

Waste handling

Waste disposal records

NOV 21 1996

Hugh Doran, Director
Kansas City Veterans Affairs
Medical Center
4801 Linwood Blvd.
Kansas City, MO 64128

Dear Mr. Doran:

Enclosed is Amendment No. 70 to your NRC Material License No. 24-00496-06 in accordance with your request.

Please review the enclosed document carefully and be sure that you understand all conditions. If there are any errors or questions, please notify the U.S. Nuclear Regulatory Commission, Region III office at (630) 829-9887 so that we can provide appropriate corrections and answers.

Please note we have extended the expiration date of the license for five years in accordance with the regulations (10 CFR 30.36).

Please be advised that your license expires at the end of the day, in the month, and year stated in the license. Unless your license has been terminated, you must conduct your program involving byproduct materials in accordance with the conditions of your NRC license, representations made in your license application, and NRC regulations. In particular, note that you must:

1. Operate in accordance with NRC regulations 10 CFR Part 19, "Notices, Instructions and Reports to Workers; Inspections," 10 CFR Part 20, "Standards for Protection Against Radiation," and other applicable regulations.
2. Notify NRC, in writing, within 30 days:
 - a. When an authorized user or Radiation Safety Officer permanently discontinues performance of duties under the license or has a name change; or
 - b. When the licensee's mailing address changes (no fee is required if the location of byproduct material remains the same).

301744

3. In accordance with 10 CFR 30.36(b) and/or license condition, notify NRC, promptly, in writing, and request termination of the license when you decide to terminate all activities involving materials authorized under the license.
4. Request and obtain a license amendment before you:
 - a. Receive or use byproduct material for a clinical procedure permitted under Part 35 but not permitted by your license issued pursuant to this Part;
 - b. Permit anyone, except individuals described in 10 CFR 35.13(b), to work as an authorized user under the license;
 - c. Change Radiation Safety Officers;
 - d. Order byproduct material in excess of the amount, or radionuclide, or form different than authorized on the license;
 - e. Add or change the areas of use or address or addresses of use identified in the license application or on the license; or
 - f. Change ownership of your organization.
5. Submit a complete renewal application with proper fee or termination request at least 30 days before the expiration date of your license. You will receive a reminder notice approximately 90 days before the expiration date. Possession of byproduct material after your license expires is a violation of NRC regulations. A license will not normally be renewed, except on a case-by-case basis, in instances where licensed material has never been possessed or used.

In addition, please note that NRC Form 313 requires the applicant, by his/her signature, to verify that the applicant understands that all statements contained in the application are true and correct to the best of the applicant's knowledge. The signatory for the application should be the licensee or certifying official rather than a consultant.

You will be periodically inspected by NRC. Failure to conduct your program in accordance with NRC regulations, license conditions, and representations made in your license application and supplemental correspondence with NRC will result in enforcement action against you. This could include issuance of a notice of violation, or imposition of a civil penalty, or an order suspending, modifying or revoking your license as specified in the General Policy and Procedures for NRC Enforcement Actions. Since serious consequences to employees and the public can result from failure to comply with NRC requirements,

H. Doran

-3-

prompt and vigorous enforcement action will be taken when dealing with licensees who do not achieve the necessary meticulous attention to detail and the high standard of compliance which NRC expects of its licensees.

Sincerely,

Original Signed By
W. P. Reichhold
Nuclear Materials Licensing Branch

License No.: 24-00496-06

Docket No.: 030-02277

Enclosure: Amendment No. 70

DOCUMENT NAME: M:\03002277.CL6

To receive a copy of this document, indicate in the box: "C" = Copy without attachment/enclosure "E" = Copy with attachment/enclosure "N" = No copy

OFFICE	DNMS/RIII <i>WPR</i>								
NAME	WREICHOLD:jaw	<i>Null</i>							
DATE	11/1/96								

OFFICIAL RECORD COPY

CONVERSATION RECORD

| TIME

| DATE

Morning

15 November 1996

☐ VISIT☐ CONFERENCE

TELEPHONE

INCOMING

☒ OUTGOING

NAME OF PERSON(S) CONTACTED

ORGANIZATION (OFFICE, DEPT. ETC.)

TELEPHONE NO.

Cal Meyers

VA Hospital, Kansas

(816) 861-4700

SUBJECT

Clarification of information.

SUMMARY

I contacted Meyers and informed him that we never received an amendment in letter dated 24 June 1996. Meyers left a phone message stating that he never sent the 24 June 1996 letter, because it was retyped and sent dated 12 August 1996. He stated that I should disregard the contents of the letter dated 12 August 1996, and that all the information I needed was in the most current letter.

ACTION REQUIRED

Phone call.

NAME OF PERSON DOCUMENTING CONVERSATION

SIGNATURE

DATE

Bill Reichhold

| 15 Nov'1996





DEPARTMENT OF VETERANS AFFAIRS

Medical Center
4801 Linwood Boulevard
Kansas City MO 64128

November 4, 1996

In Reply Refer To: 589/114

U. S. Nuclear Regulatory Commission
Region III
801 Warrenville Road
Lisle, Illinois 60532-4351

SUBJ: NRC License 24-00496-06, control number 301744

1. In response to your 4 October 1996 letter please disregard my previous letters dated 24 June and 13 September 1996, and amend our license as follows.

a. Items 5 and 6: P-33 was recently deleted in error (letter dated 27 June 1995). Add P-33, any chemical/physical form, maximum possession 100 mCi to be used by James W. Hamilton, Ph.D., Stephen A. Klotz, M.D., Eugene Gregory, M.Sc., Douglas M. Burns, Ph.D., and Sushanta K. Banerjee, Ph.D. This material will be used for research and development as defined in 10CFR30 section 30.4.

b. Item 7.1: Add Jinna Chen, M.D. as an authorized user under 10CFR35 paragraphs 35.100, 35.200, and 35.300. Dr. Chen is certified by the American Board of Radiology in Diagnostic Radiology, June 1994. Copies of her Missouri state license, ABR certificate, and preceptor statement are included as Attachment 1.

c. Item 7.2: Add Sushanta K. Banerjee, Ph.D., as an authorized user for non-medical use of the following nuclides: P-32, P-33, H-3, C-14, S-35. The Radiation Safety Committee recommends authorization based on prior consideration and approval of all proposed procedures and radiation safety training. Supplement A is included as Attachment 2.

d. Item 7.2: For Barry Festoff, M.D., add authorization to use C-14, P-32, P-33, and I-125. A copy of Supplement A is included as Attachment 3.

e. Item 7.2: For Eugene Gregory, M.Sc., add authorization to use C-14. A copy of Supplement A is included as Attachment 4.

f. Item 7.2: Delete Travis E. Solomon, M.D., Ph.D., as a user on this license.

g. Add Richard T. Whitman, M.Sc., as Radiation Safety Officer. Mr. Whitman was previously approved as Radiation Safety Officer on this license. Upon NRC approval of Mr. Whitman as Radiation Safety Officer, delete Reginald W. Dusing, M.D., as Radiation Safety Officer.

h. Items 10.13.1, 10.13.3: We exhaust spent gas directly to the outside air. We will follow the model procedures for calculating worker dose and effluent concentration from noble gases that was published in Appendices O.1 and O.2 to Regulatory Guide 10.8 Revision 2. If we change procedure and collect spent gas in a shielded trap, we will establish and implement the model procedure for checking trap effluent that was published in Appendix O.3 to Regulatory Guide 10.8.

RECEIVED

NOV 12 1996

REGION III NOV 12 1996


pm: 11-7-96

2. This request is exempt from fee.

3. If any additional information is required, please contact the Radiation Safety Officer, Reginald W. Dusing, M.D.

A handwritten signature in dark ink, appearing to read "Hugh Doran", is written over the printed name.

HUGH DORAN
Director



The American Board of Radiology

*Organized through the cooperation of the
American College of Radiology, the American Roentgen Ray Society,
the American Radium Society, the Radiological Society of North America,
the Section on Radiology of the American Medical Association,
the American Society for Therapeutic Radiology and Oncology, the Association of
University Radiologists, and American Association of Physicists in Medicine*
Hereby certifies that

Junna Su Chen

*Has pursued an accepted course of graduate study
and clinical work, has met certain standards and qualifications and
has passed the examinations conducted under the authority of*

The American Board of Radiology

On this ninth day of June, 1994

*Thereby demonstrating to the satisfaction of the Board
that she is qualified to practice the specialty of
Diagnostic Radiology*

Lee F. Rogers
President

John J. Patten
Secretary-Treasurer

M. Paul Capp
Executive Director

M.D.



SUPPLEMENT B

SUPPLEMENT

U. S. NUCLEAR REGULATORY COMMISSION

PRECEPTOR STATEMENT

Supplement B must be completed by the applicant physician's preceptor. If more than one preceptor is necessary to document experience, obtain a separate statement from each.

1. PROPOSED PHYSICIAN: USER'S NAME AND ADDRESS

FULL NAME

Jinna S. Chen M.D.

STREET ADDRESS

14513 W 86th St

CITY

STATE	ZIP CODE
-------	----------

ZIP CODE

Lenexa KS 66215

KEY TO COLUMN C

PERSONAL PARTICIPATION SHOULD CONSIST OF:

is supervised examination of patients to determine the suitability for radiotope diagnosis and/or treatment and recommendation for prescribed dosage.

2. Collaboration in glove calibration and actual administration of glove to the patient including calculation of the reduction glove, related measurements and plotting of data.

2. A discrete period of training to enable physician to manage radioactive patients and follow patients through diagnosis and/or course of treatment.


2. CLINICAL TRAINING AND EXPERIENCE OF ABOVE NAMED PHYSICIAN

[illegible]

EXHIBIT 3 (Continued)

PROPOSED PHYSICIAN USER			
Jinna S. Chen M.D.			
PRECEPTOR STATEMENT (Continued)			
2. CLINICAL TRAINING AND EXPERIENCE ABOVE NAMED PHYSICIAN (Continued)			
ISOTOPE	CONDITIONS DIAGNOSED OR TREATED	NUMBER OF CASES INVOLVING PERSONAL PARTICIPATION	COMMENTS (Additional information or comments may be submitted in duplicate on separate sheets.)
A	B	C	D
P-32 (Sodium Iodide)	TREATMENT OF POLYCYTHEMIA VERA, LEUKEMIA, AND BONE METASTASES		
P-32 (Calcium Iodide)	INTRACAVITARY TREATMENT		
I-131	TREATMENT OF THYROID CARCINOMA	3	
	TREATMENT OF HYPERTHYROIDISM	10	
Au-198	INTRACAVITARY TREATMENT		
Co-60 or Cs-137	INTERSTITIAL TREATMENT		
	INTRACAVITARY TREATMENT		
I-125 or Ir-192	INTERSTITIAL TREATMENT		
Co-60 or Cs-137	TELE THERAPY TREATMENT		
Sr-90	TREATMENT OF EYE DISEASE		
	RADIOPHARMACEUTICAL PREPARATION		
Mo-99/ Tc-99m	GENERATOR		
Sr-90/ Y-90	GENERATOR		
Ti-99m	REAGENT KITS		
Other			

3. DATES AND TOTAL NUMBER OF HOURS RECEIVED IN CLINICAL RADIOISOTOPE TRAINING		
LOCATION	DATES	CLOCK HOURS OF EXPERIENCE

4. THE TRAINING AND EXPERIENCE INDICATED ABOVE WAS OBTAINED UNDER THE SUPERVISION OF:		5. PRECEPTOR'S SIGNATURE	
a. NAME OF SUPERVISOR E. W. Allen M.D.			
b. NAME OF INSTITUTION University of OK HSC			
c. MAILING ADDRESS P.O. Box 26901		7. PRECEPTOR'S NAME (Please type or print) E. W. Allen M.D.	
d. CITY OKla. City, OK 73190		8. DATE 8/14/96	
e. MATERIALS LICENSE NUMBER 35-21395-01 OK Teaching Hosp.			

Attachment 1

**EXHIBIT 2
SUPPLEMENT A**

SUPPLEMENT		U.S. NUCLEAR REGULATORY COMMISSION		
TRAINING AND EXPERIENCE AUTHORIZED USER OR RADIATION SAFETY OFFICER				
1. NAME OF PROPOSED AUTHORIZED USER OR RADIATION SAFETY OFFICER <i>SUSHANTA K. BANERJEE</i>		2. FOR PHYSICIANS, STATE OR TERRITORY WHERE LICENSED		
3. CERTIFICATION				
SPECIALTY BOARD A	CATEGORY B	MONTH AND YEAR CERTIFIED C		
4. TRAINING RECEIVED IN BASIC RADIOISOTOPE HANDLING TECHNIQUES				
FIELD OF TRAINING A	LOCATION AND DATE(S) OF TRAINING B	TYPE AND LENGTH OF TRAINING		
		CLOCK HOURS IN LECTURE OR LABORATORY	CLOCK HOURS OF SUPERVISED ON-THE-JOB EXPERIENCE	
a. RADIATION PHYSICS AND INSTRUMENTATION	V.A. Med Center - MN 1991	—	4h	
	Washington State Univ WA 1992	16h	16h	
	V.A. Med Center MC 1996	16h	16h	
b. RADIATION PROTECTION	V.A. Med Center - MN	2h	2h	
	Washington State Univ WA	16h	16h	
	V.A. Med Center - MC	3h	—	
c. MATHEMATICS PERTAINING TO THE USE AND MEASUREMENT OF RADIOACTIVITY	V.A. Med Center, MC	2h	2h	
d. RADIATION BIOLOGY	Washington State Univ WA	16h	16h	
e. RADIOPHARMACEUTICAL CHEMISTRY	Washington State Univ WA	30h	120h	
5. EXPERIENCE WITH RADIATION. (Actual use of Radioisotopes or Equivalent Experience)				
ISOTOPE	ACT USED AT ONE TIME	LOCATION	CLOCK HOURS	TYPE OF USE
241	100 μ ci	VAMC MN, VAMC MO, WSV	5 years	labelled DNA
125 I	100 μ ci		3 years	labelled protein
14 C	250 μ ci		3 years	labelled protein
32 P	50 μ ci		5 years	labelled nucleic acid
35 S	50 μ ci		5 years	labelled nucleic acid

EXHIBIT 2
SUPPLEMENT A

SUPPLEMENT		U.S. NUCLEAR REGULATORY COMMISSION		
TRAINING AND EXPERIENCE AUTHORIZED USER OR RADIATION SAFETY OFFICER				
1. NAME OF PROPOSED AUTHORIZED USER OR RADIATION SAFETY OFFICER Barry W. Festoff, M.D.		2. FOR PHYSICIANS, STATE OR TERRITORY WHERE LICENSED MO, KS		
3. CERTIFICATION				
SPECIALTY BOARD A	CATEGORY B	MONTH AND YEAR CERTIFIED C		
American Board of Psychiatry and Neurology (Neurology)		1975		
4. TRAINING RECEIVED IN BASIC RADIOISOTOPE HANDLING TECHNIQUES				
FIELD OF TRAINING A	LOCATION AND DATE(S) OF TRAINING B	TYPE AND LENGTH OF TRAINING		
		CLOCK HOURS IN LECTURE OR LABORATORY	CLOCK HOURS OF SUPERVISED ON-THE-JOB EXPERIENCE	
a. RADIATION PHYSICS AND INSTRUMENTATION	Bethesda, MD National Institutes of Health (NIH)	1973-40h 1976-40h	2000	
b. RADIATION PROTECTION	NIH KCVAMC	1980-16h " " 1976-93		
c. MATHEMATICS PERTAINING TO THE USE AND MEASUREMENT OF RADIOACTIVITY	NIH	1976-93		
d. RADIATION BIOLOGY	NIH, Armed Forces Institute of Radiation Biology	1976-93 1980-16h		
e. RADIOPHARMACEUTICAL CHEMISTRY	NIH	1980-16h		
5. EXPERIENCE WITH RADIATION. (Actual use of Radioisotopes or Equivalent Experience)				
ISOTOPE	mCi USED AT ONE TIME	LOCATION	CLOCK HOURS	TYPE OF USE
¹²⁵ I	0.5	KCVAMC	100	In Vitro
³² P	0.2	NIH	200	" "
⁴⁵ Ca	1.0	NIH, KCVAMC	50	" "
³ H	0.5	NIH, KCVAMC	100	" "
¹⁴ C	0.5	NIH, KCVAMC	50	" "

EXHIBIT 2
SUPPLEMENT A

SUPPLEMENT		U.S. NUCLEAR REGULATORY COMMISSION		
TRAINING AND EXPERIENCE AUTHORIZED USER OR RADIATION SAFETY OFFICER				
1. NAME OF PROPOSED AUTHORIZED USER OR RADIATION SAFETY OFFICER <i>Eugene J. Gregory M.Sc.</i>		2. FOR PHYSICIANS, STATE OR TERRITORY WHERE LICENSED		
3. CERTIFICATION				
SPECIALTY BOARD A	CATEGORY B	MONTH AND YEAR CERTIFIED C		
4. TRAINING RECEIVED IN BASIC RADIOISOTOPE HANDLING TECHNIQUES				
FIELD OF TRAINING A	LOCATION AND DATE(S) OF TRAINING B	TYPE AND LENGTH OF TRAINING		
		CLOCK HOURS IN LECTURE OR LABORATORY	CLOCK HOURS OF SUPERVISED ON-THE-JOB EXPERIENCE	
a. RADIATION PHYSICS AND INSTRUMENTATION	UMKC 1979-1983 KCUA 1983 - Pres KUMC 1993	25 2 2	7000	
b. RADIATION PROTECTION	UMKC 1979-1983 KCUA 1983 - Pres KCMC 1993	4 10 2		
c. MATHEMATICS PERTAINING TO THE USE AND MEASUREMENT OF RADIOACTIVITY	UMKC 1979-1983 KCUA 1983 - Pres KCMC 1993	15 2 2		
d. RADIATION BIOLOGY	UMKC 1979-1983 KCUA 1983 - Pres KCMC 1993	2 2 2		
e. RADIOPHARMACEUTICAL CHEMISTRY	UMKC 1979-1983 KCUA 1983 - Pres KCMC 1993	10 2 2		
5. EXPERIENCE WITH RADIATION. (Actual use of Radioisotopes or Equivalent Experience)				
ISOTOPE	mCi USED AT ONE TIME	LOCATION	CLOCK HOURS	TYPE OF USE
³ H	1.0	UMKC, KCUA, BayPines VA	7000	ENZYMATIC ASSAY
¹⁴ C	1.0	KCUA	100	"
³² P	0.25	KCUA	25	RNA ISOLATION
³⁵ S	0.25	KCUA	20	"
¹²⁵ I	0.05	KCUA	100	RFA

FAX TRANSMITTAL

of pages 1

To: CAL MEYERS	From: BILL REICHHOLD
Day Agency: V.A. Hosp. Kansas City	Phone: (630) 829-9839
Fax: 816-922-3307	Fax: (630) 515-1212

NSN 7540-01-312-7368 5099-101 GENERAL SERVICES ADMINISTRATION

UNITED STATES NUCLEAR REGULATORY COMMISSION
REGION 3
801 WARRENVILLE ROAD
LISLE, ILLINOIS 60532-4351

PHONE CONVERSATION RECORD

4 October 1996

Cal Meyers

V.A. Kansas City Medical Center

Kansas City, Missouri

Dear Dr. Meyers,

The following additional information is needed to complete the review of your amendment request.

1. Please submit a copy of Dr. Jenna Chen's ABR certification in Diagnostic Radiology. Also, please submit evidence that Dr. Chen is licensed to practice medicine in the State of Missouri.
2. Please specify which users you want authorized to use Phosphorus -33 and Chlorine -36.
3. After we discussed the fees for a broadscope license, it appears that you do not want broadscope authorization. Please request that we remove your request for broadscope authorization for users, uses, and facilities.
4. If you are going to vent aerosols and gases to the atmosphere, you must determine the public dose from airborne effluent (see Appendix O in Reg Guide 10.8, Item 10.13.3). If you will follow the model procedure for calculating release concentrations, you may respond to Item 10.13.3 by saying "We will follow the model procedure for calculating airborne effluent concentration that was published in Appendix O.2 to Regulatory Guide 10.8, Revision 2."

Please send a written response to the above within 15 days, and refer to mail control 301744. Please call me at 630-829-9839 if you have any questions.

Sincerely,

Bill Reichhold

Bill Reichhold

CONVERSATION RECORD

TIME

DATE

Morning

3 October 1996

☐ VISIT☐ CONFERENCE☒ TELEPHONE

INCOMING

☒ OUTGOING

NAME OF PERSON(S) CONTACTED

ORGANIZATION (OFFICE, DEPT. ETC.)

TELEPHONE NO.

Cal Meyers

VA Hospital, Kansas City, MO

FAX (816) 922-3307

(816) 861-4700

SUBJECT

Additional information.

SUMMARY

1. Please submit a copy of Dr. Jenna Chen's ABR certification in Diagnostic Radiology. Also, please submit evidence that Dr. Chen is licensed to practice medicine in the State of Missouri.
2. Please specify which users you want authorized to use Phosphorus -33 and Chlorine- 36.
3. After we discussed the fees for a broadscope license, it appears that you do not want broadscope authorization. Please request that we remove your request for broadscope authorization for users, uses, and facilities.
4. If you are going to vent aerosols and gases to the atmosphere, you must determine the public dose from airborne effluent (see Appendix O in Reg. Guide 10.8, Item 10.13.3). If you will follow the model procedure for calculating release concentrations, you may respond to Item 10.13.3 by saying "We will follow the model procedure for calculating airborne effluent concentration that was published in Appendix 0.2 to Regulatory Guide 10.8, Revision 2."

Please send a written response to the above within 15 days, and refer to mail control 301744. Please call me at 630-829-9839 if you have any questions.

ACTION REQUIRED

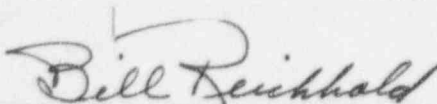
Phone call.

NAME OF PERSON DOCUMENTING CONVERSATION

SIGNATURE

DATE

Bill Reichhold



4 October 1996



DEPARTMENT OF VETERANS AFFAIRS
Medical Center
4801 Linwood Boulevard
Kansas City MO 64128

September 13, 1996

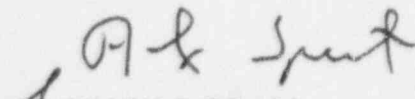
In Reply Refer To:

589/114

U.S. Nuclear Regulatory Commission
Region III
801 Warrenville Road
Lisle, Illinois 60532-4351

SUBJ: Amendment Request, NCR Control #301744

1. In our August 12th, letter we requested approval of Jinna Chen, M.D., as an authorized user under 10CFR35 paragraphs 35.100 and 35.200. In this letter we further request Dr. Chen be approved under paragraph 35.300 to use I-131 for treatment of hyperthyroidism and thyroid carcinoma and Sr- 89 for treatment of metastatic disease of bone. This letter includes a preceptor statement listing Dr. Chen's clinical training.
2. If any additional information is required, please contact the Radiation Safety Officer, Reginald W. Dusing, M.D.


HUGH DORAN
Director


RECEIVED
SEP 19 1996
REGION III

SEP 19 1996

**EXHIBIT 3
SUPPLEMENT B**

SUPPLEMENT		U. S. NUCLEAR REGULATORY COMMISSION	
PRECEPTOR STATEMENT			
<i>Supplement B must be completed by the applicant physician's preceptor. If more than one preceptor is necessary to document experience, obtain a separate statement from each.</i>			
1. PROPOSED PHYSICIAN USER'S NAME AND ADDRESS <hr/> FULL NAME <div style="font-size: 1.2em; font-family: cursive;">Jinna S. Chen M.D.</div> <hr/> STREET ADDRESS <div style="font-size: 1.2em; font-family: cursive;">14513 W 86th St</div> <hr/> <div style="display: flex; justify-content: space-between;"> CITY <div style="font-size: 1.2em; font-family: cursive;">Lenexa KS</div> STATE <div style="font-size: 1.2em; font-family: cursive;">66215</div> ZIP CODE </div>		KEY TO COLUMN C PERSONAL PARTICIPATION SHOULD CONSIST OF: 1. Supervised examination of patients to determine the suitability for radioisotope diagnosis and/or treatment and recommendation for prescribed dosage. 2. Collaboration in dose calibration and actual administration of dose to the patient including calculation of the radiation dose, related measurements and plotting of data. 3. Adequate period of training to enable physician to manage radioactive patients and follow patients through diagnosis and/or course of treatment.	
2. CLINICAL TRAINING AND EXPERIENCE OF ABOVE NAMED PHYSICIAN			
ISOTOPE <small>A</small>	CONDITIONS DIAGNOSED OR TREATED <small>B</small>	NUMBER OF CASES INVOLVING PERSONAL PARTICIPATION <small>C</small>	COMMENTS <small>(Additional information or comments may be submitted in duplicate on separate sheets.)</small>
	Thyroid scan		
	Thyroid uptake		
	Lung perfusion scan		
	Xenon ventilation study		
	Aerosol ventilation scan		
	Renal flow scan		
	Brain scan		
	Liver/spleen scan		
	Bone scan		
	Gastroesophageal study		
	LeVeen shunt study		
	Cystogram		
	Decryocystogram		
	Cardiac perfusion scan.		
	Cardiac stress ventriculogram		
Cardiac rest ventriculogram			
Gallium scan			

EXHIBIT 3 (Continued)

PROPOSED PHYSICIAN USER Jinna S. Chen M.D.			
PRECEPTOR STATEMENT (Continued)			
2. CLINICAL TRAINING AND EXPERIENCE OF ABOVE NAMED PHYSICIAN (Continued)			
ISOTOPE A	CONDITIONS DIAGNOSED OR TREATED B	NUMBER OF CASES INVOLVING PERSONAL PARTICIPATION C	COMMENTS (Additional information or comments may be submitted in duplicate on separate sheets.) D
P-32 (Sodium)	TREATMENT OF POLYCYTHEMIA VERA, LEUKEMIA, AND BONE METASTASES		
P-32 (Calcium)	INTRACAVITARY TREATMENT		
I-131	TREATMENT OF THYROID CARCINOMA	3	
	TREATMENT OF HYPERTHYROIDISM	10	
Au-198	INTRACAVITARY TREATMENT		
Co-60 or Co-137	INTERSTITIAL TREATMENT		
	INTRACAVITARY TREATMENT		
I-125 or Ir-192	INTERSTITIAL TREATMENT		
	TELE THERAPY TREATMENT		
Co-60 or Co-137			
Sr-90	TREATMENT OF EYE DISEASE		
	RADIOPHARMACEUTICAL PREPARATION		
Mo-99/ Tc-99m	GENERATOR		
Sr-90/ Y-90	GENERATOR		
Ti-99m	REAGENT KITS		
Other			
3. DATES AND TOTAL NUMBER OF HOURS RECEIVED IN CLINICAL RADIOISOTOPE TRAINING			
LOCATION		DATES	CLOCK HOURS OF EXPERIENCE
4. THE TRAINING AND EXPERIENCE INDICATED ABOVE WAS OBTAINED UNDER THE SUPERVISION OF:		5. PRECEPTOR'S SIGNATURE	
a. NAME OF SUPERVISOR E. W. Allen M.D.			
b. NAME OF INSTITUTION University of OK HSC			
c. MAILING ADDRESS P.O. Box 26901		7. PRECEPTOR'S NAME (Please type or print) E. W. Allen M.D.	
d. CITY OKla. City, OK 73190		8. DATE 8/14/96	
e. MAILING LICENSE NUMBER(S) 35-21395-01 OK Teaching Hosp.			