

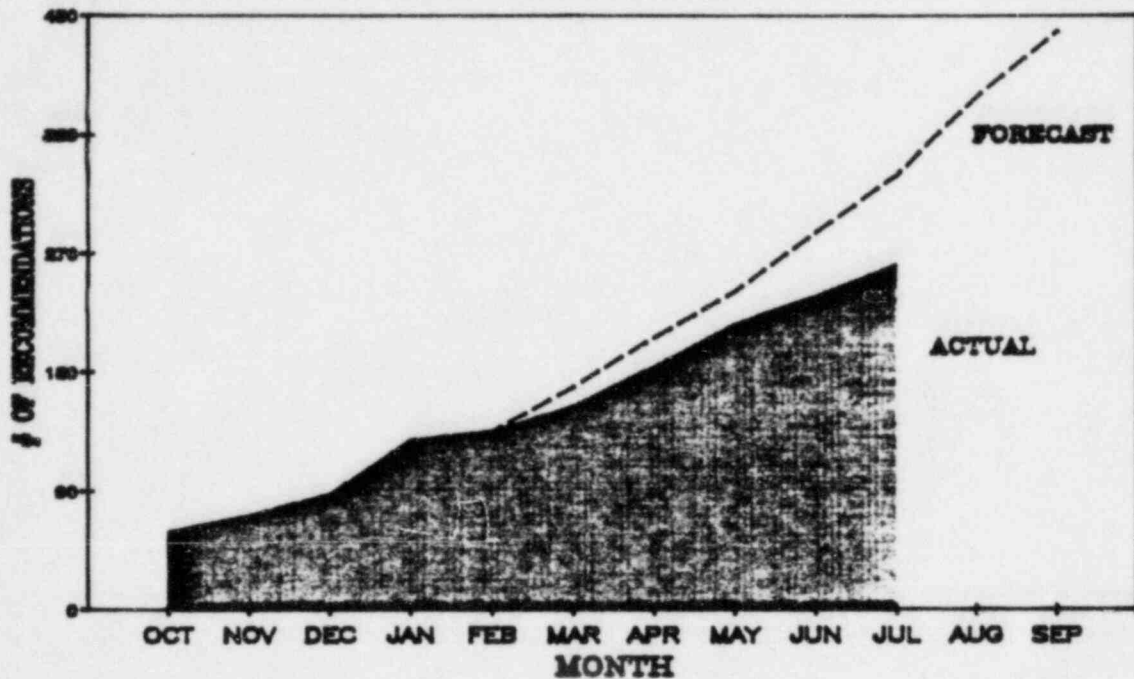
FORECAST/ACTUAL MILESTONE SUMMARY STATUS REPORT

JULY, 1985

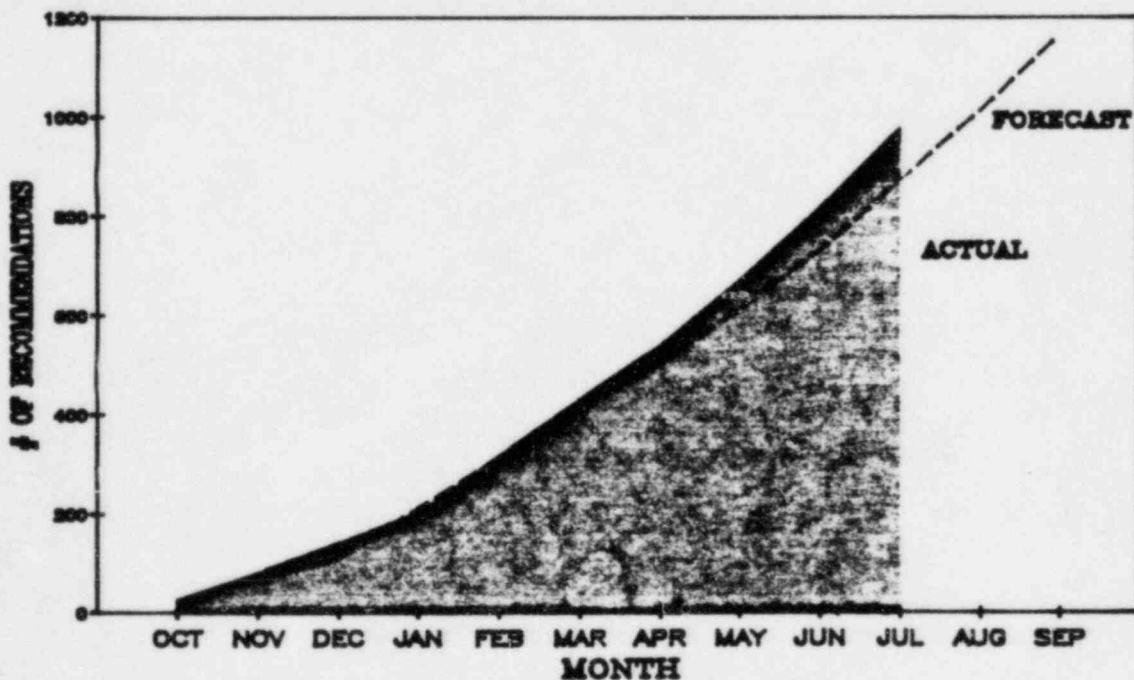
8508300257 850812
PDR WASTE
WM-39 PDR

RECOMMENDATIONS FY '85

M-K SITES

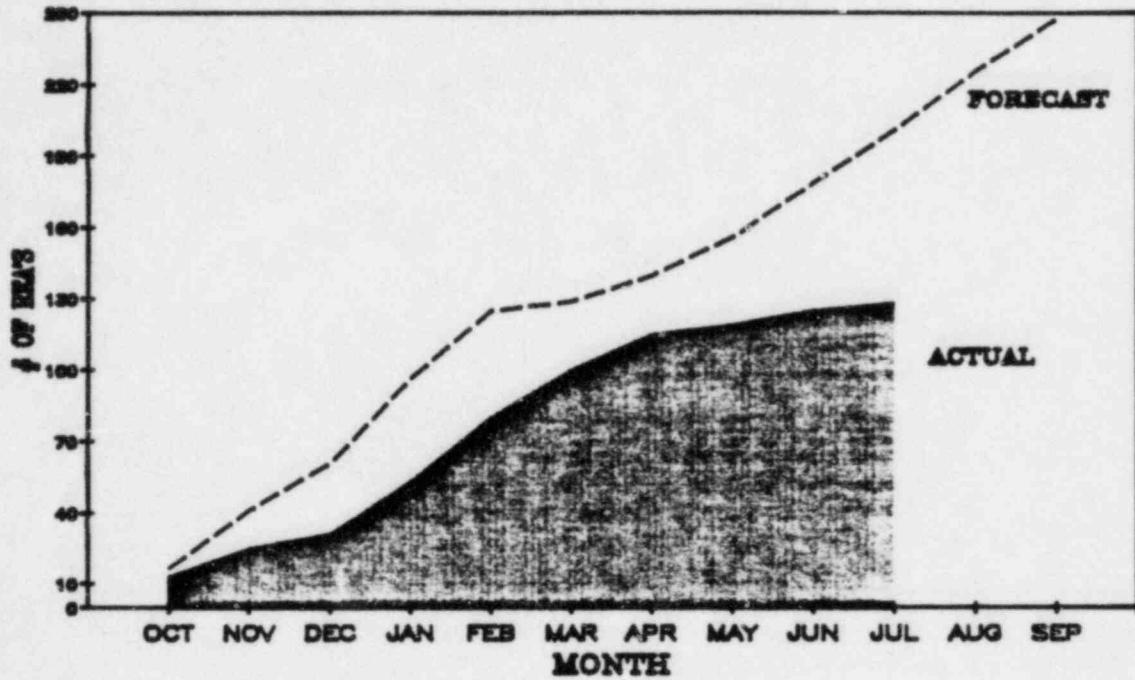


BFEC SITES

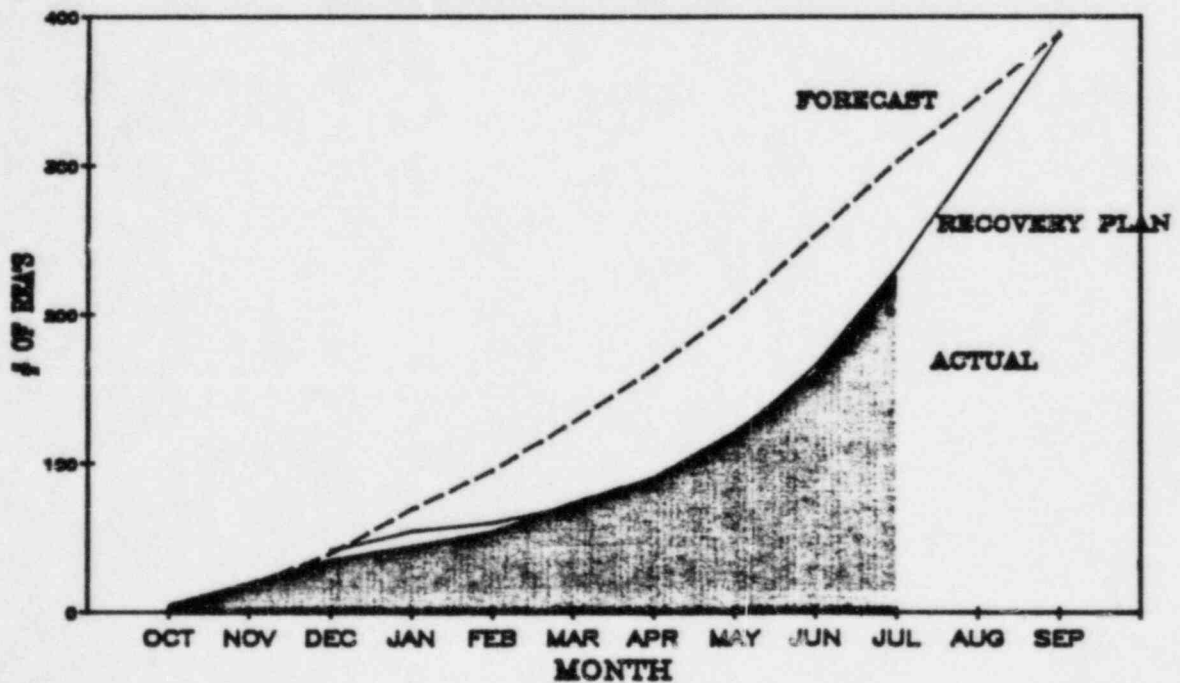


REA'S SUBMITTED FY '85

CONTRACTOR: M-K

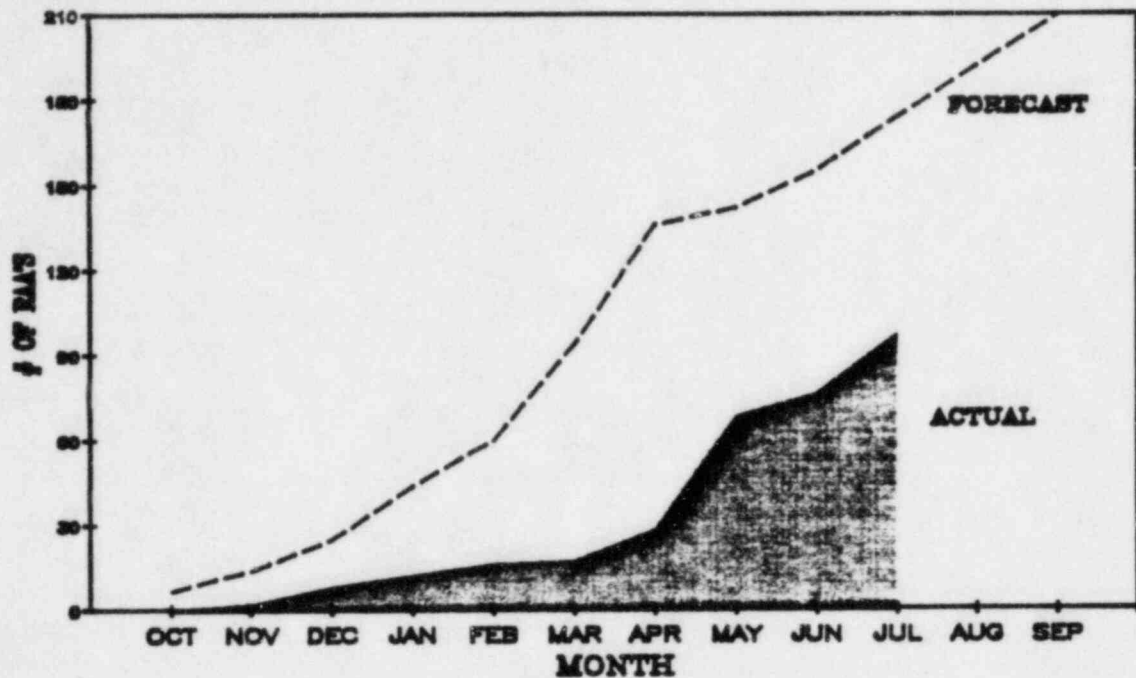


CONTRACTOR: BFEC

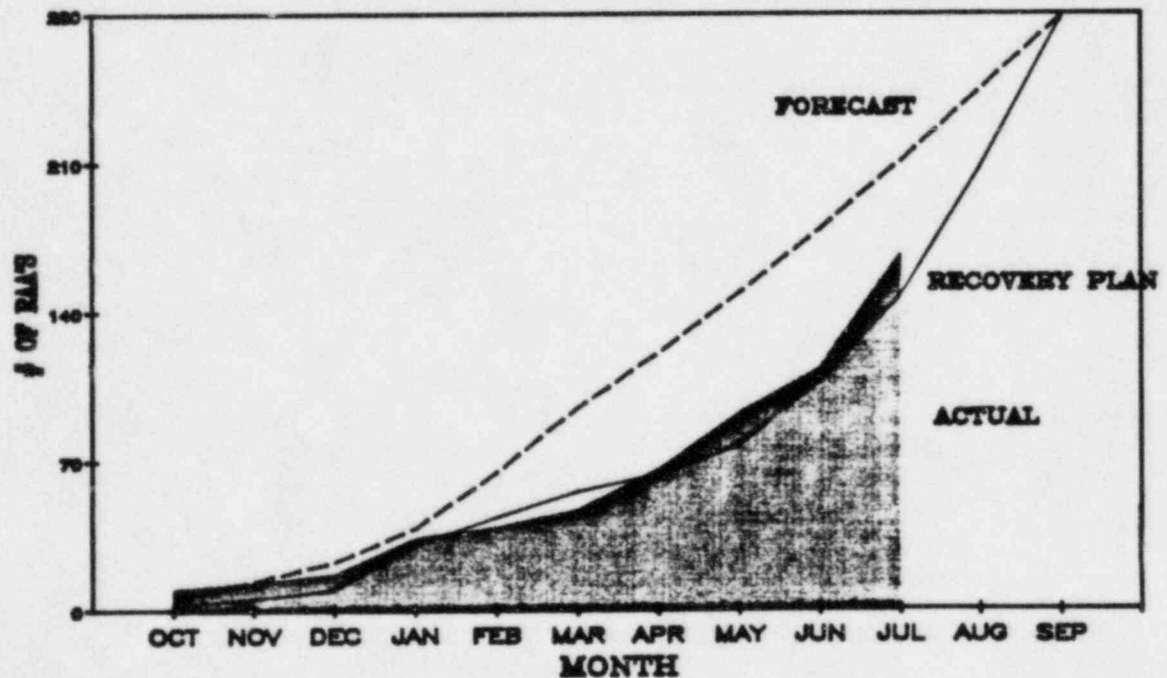


RAA'S APPROVED FY '85

CONTRACTOR: M-K

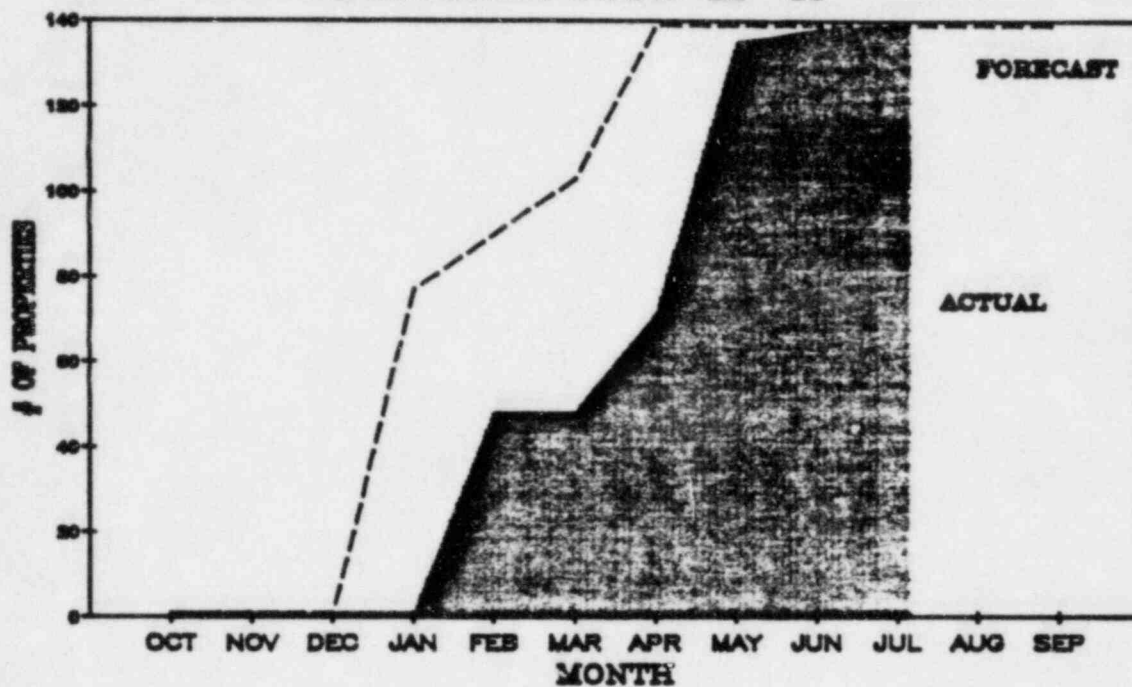


CONTRACTOR: BFEC

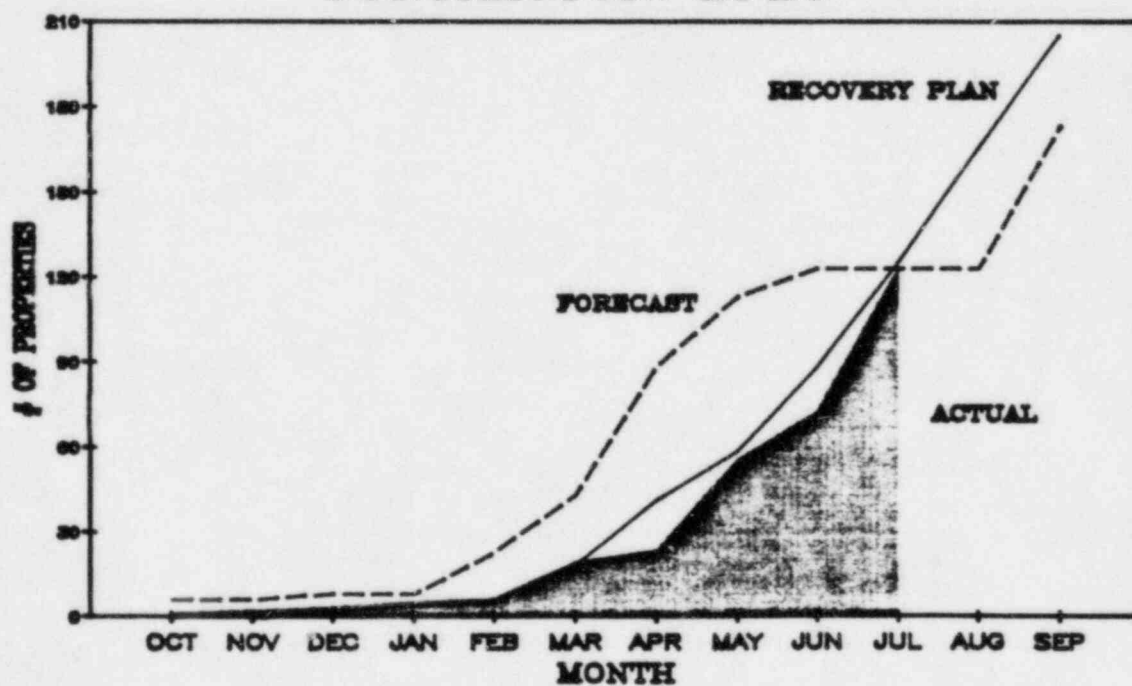


PROPERTIES BID FY '85

CONTRACTOR: M-K

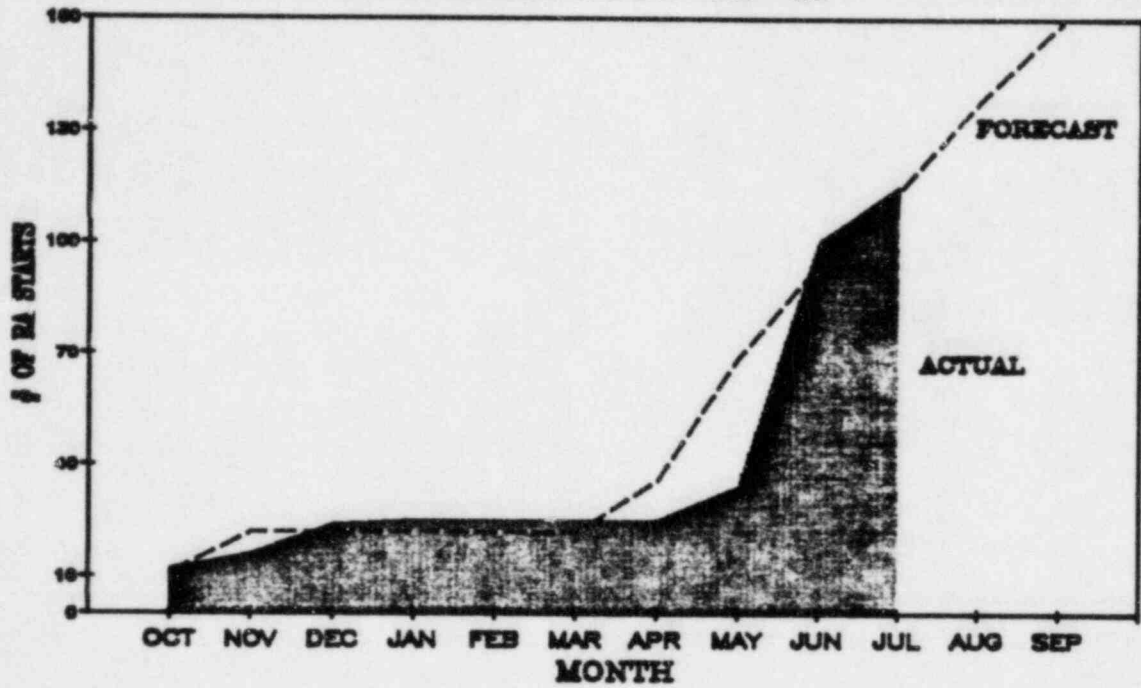


CONTRACTOR: BFEC

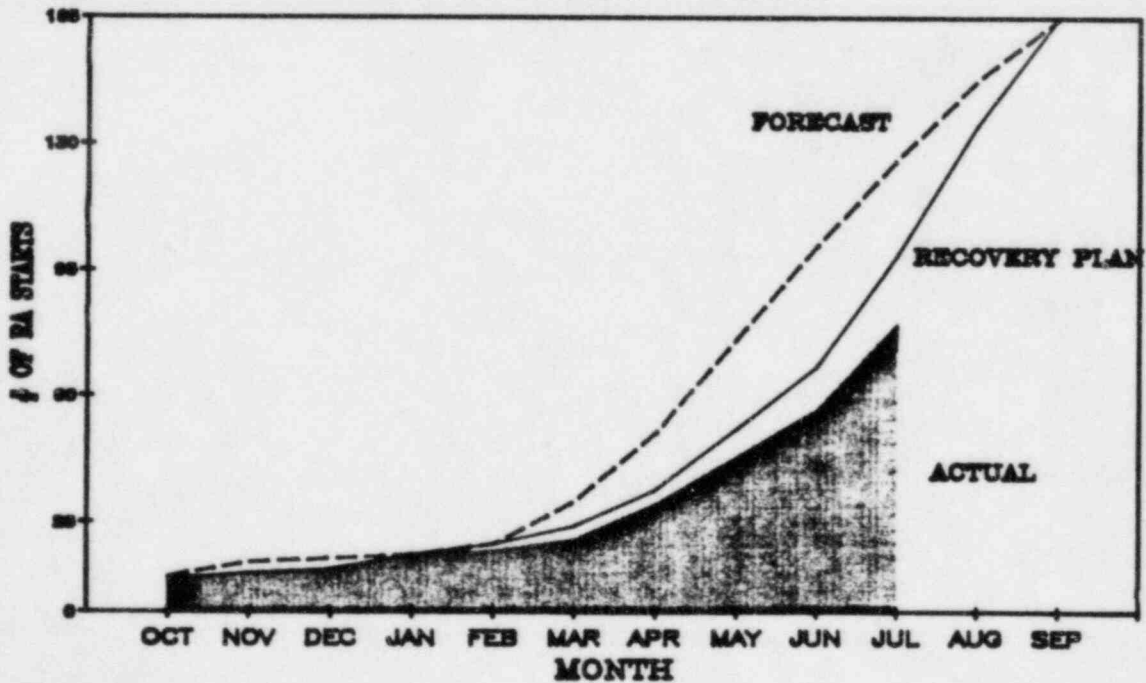


RA STARTS FY '85

CONTRACTOR: M-K



CONTRACTOR: BFEC



	IN/EXCLUSION RECOMMENDATIONS =====	REA'S SUBMITTED TO THE DOE =====	RAA'S APPROVED =====	PROPERTIES BID =====	REMEDIAL ACTION INITIATED =====
CAN					
MONTHLY FORECAST	0	0	0	0	10
MONTHLY ACTUAL	0	1	19	1	10
CUMULATIVE FORECAST	102	57	45	70	60
CUMULATIVE ACTUAL	102	55	29	70	64
SLC					
MONTHLY FORECAST	5	10	6	0	1
MONTHLY ACTUAL	4	1	0	0	5
CUMULATIVE FORECAST	48	48	57	16	17
CUMULATIVE ACTUAL	35	24	22	23	28
EDG					
MONTHLY FORECAST	0	7	0	0	6
MONTHLY ACTUAL	0	0	0	0	0
CUMULATIVE FORECAST	93	35	20	20	23
CUMULATIVE ACTUAL	97	23	21	15	21
GRJ					
MONTHLY FORECAST	140	42	32	0	16
MONTHLY RECOVERY PLAN	---	58	40	37	23
MONTHLY ACTUAL	161	66	54	0	7
CUMULATIVE FORECAST	748	268	191	103	89
CUMULATIVE RECOVERY PLAN	---	196	127	105	62
CUMULATIVE ACTUAL	846	204	138	55	37
GRJ (DT)					
MONTHLY FORECAST	0	0	0	0	2
MONTHLY ACTUAL	0	0	0	0	1
CUMULATIVE FORECAST	29	0	0	0	14
CUMULATIVE ACTUAL	32	0	8	2	6

	IN/EXCLUSION RECOMMENDATIONS =====	REA'S SUBMITTED TO THE DOE =====	RAA'S APPROVED =====	PROPERTIES BID =====	REMEDIAL ACTION INITIATED =====
DUR					
MONTHLY FORECAST	38	12	12	0	5
MONTHLY ACTUAL	8	0	1	1	0
CUMULATIVE FORECAST	168	69	45	26	15
CUMULATIVE ACTUAL	95	22	21	24	0
SHP					
MONTHLY FORECAST	0	0	1	0	0
MONTHLY ACTUAL	0	1	0	0	0
CUMULATIVE FORECAST	5	15	15	15	14
CUMULATIVE ACTUAL	5	15	14	12	12
REL					
MONTHLY FORECAST	0				
MONTHLY ACTUAL	12				
CUMULATIVE FORECAST	2				
CUMULATIVE ACTUAL	19				
RVT					
MONTHLY FORECAST	0	0	0	0	4
MONTHLY ACTUAL	2	0	1	0	0
CUMULATIVE FORECAST	0	12	12	12	8
CUMULATIVE ACTUAL	2	12	11	11	11
LRV					
MONTHLY FORECAST	0				
MONTHLY ACTUAL	0				
CUMULATIVE FORECAST	0				
CUMULATIVE ACTUAL	0				

	IN/EXCLUSION RECOMMENDATIONS =====	REA'S SUBMITTED TO THE DOE =====	RAA'S APPROVED =====	PROPERTIES BID =====	REMEDIAL ACTION INITIATED =====
GUN					
MONTHLY FORECAST	0				
MONTHLY ACTUAL	0				
CUMULATIVE FORECAST	0				
CUMULATIVE ACTUAL	0				
TUB					
MONTHLY FORECAST	0				
MONTHLY ACTUAL	0				
CUMULATIVE FORECAST	1				
CUMULATIVE ACTUAL	1				
HAT					
MONTHLY FORECAST	0				
MONTHLY ACTUAL	0				
CUMULATIVE FORECAST	1				
CUMULATIVE ACTUAL	1				
MON					
MONTHLY FORECAST	0				
MONTHLY ACTUAL	0				
CUMULATIVE FORECAST	0				
CUMULATIVE ACTUAL	1				
	---	---	---	---	---

	IN/EXCLUSION RECOMMENDATIONS =====	REA'S SUBMITTED TO THE DOE =====	RAA'S APPROVED =====	PROPERTIES BID =====	REMEDIAL ACTION INITIATED =====
TOTAL					
=====					
MONTHLY FORECAST	183	62	45	0	48
MONTHLY RECOVERY PLAN	—	78	53	37	55
MONTHLY ACTUAL	175	69	75	2	23
MONTHLY STATUS (ACTUAL/FORECAST)	96%	111%	167%	>100%	48%
MONTHLY STATUS (ACTUAL/RECOVERY)	—	88%	141%	5%	42%
CUMULATIVE FORECAST	1,200	504	385	262	240
CUMULATIVE RECOVERY PLAN	—	432	321	264	213
CUMULATIVE ACTUAL	1,236	355	264	212	179
CUM. STATUS (ACTUAL/FORECAST)	103%	70%	69%	81%	75%
CUM. STATUS (ACTUAL/RECOVERY)	—	82%	82%	80%	84%
M-K					
=====					
MONTHLY FORECAST	43	13	13	0	24
MONTHLY ACTUAL	14	3	21	2	15
MONTHLY STATUS	33%	23%	162%	>100%	63%
CUMULATIVE FORECAST	327	201	174	139	114
CUMULATIVE ACTUAL	261	128	97	140	115
CUMULATIVE STATUS	80%	64%	56%	101%	101%
BFEC					
=====					
MONTHLY FORECAST	140	49	32	0	24
MONTHLY RECOVERY PLAN	—	65	40	37	31
MONTHLY ACTUAL	161	66	54	0	8
MONTHLY STATUS (ACTUAL/FORECAST)	115%	135%	169%	>100%	33%
MONTHLY STATUS (ACTUAL/RECOVERY)	—	102%	135%	0%	26%
CUMULATIVE FORECAST	873	303	211	123	126
CUMULATIVE RECOVERY PLAN	—	319	219	160	133
CUMULATIVE ACTUAL	975	227	167	72	64
CUM. STATUS (ACTUAL/FORECAST)	112%	75%	79%	59%	51%
CUM. STATUS (ACTUAL/RECOVERY)	—	71%	76%	45%	48%