

Coronavirus Disease 2019 (COVID-19)

Protect Yourself



Other Languages ▼

Print Page

Older adults and people who have severe underlying medical conditions like heart or lung disease or diabetes seem to be at higher risk for developing serious complications from COVID-19 illness. More information on [Are you at higher risk for serious illness](#).



Know how it spreads

- There is currently no vaccine to prevent coronavirus disease 2019 (COVID-19).
- **The best way to prevent illness is to avoid being exposed to this virus.**
- The virus is thought to [spread mainly from person-to-person](#).
 - Between people who are in close contact with one another (within about 6 feet).
 - Through respiratory droplets produced when an infected person coughs, sneezes or talks.
 - These droplets can land in the mouths or noses of people who are nearby or possibly be inhaled into the lungs.
 - Some recent studies have suggested that COVID-19 may be spread by people who are not showing symptoms.



Wash your hands often

- [Wash your hands](#) often with soap and water for at least 20 seconds especially after you have been in a public place, or after blowing your nose, coughing, or sneezing.
- If soap and water are not readily available, **use a hand sanitizer that contains at least 60% alcohol**. Cover all surfaces of your hands and rub them together until they feel dry.
- **Avoid touching your eyes, nose, and mouth** with unwashed hands.



Avoid close contact

- **Avoid close contact with people who are sick, even inside your home.** If possible, maintain 6 feet between the person who is sick and other household members.
- **Put distance between yourself and other people outside of your home.**
 - Remember that some people without symptoms may be able to spread virus.
 - [Stay at least 6 feet \(about 2 arms' length\) from other people.](#)
 - Do not gather in groups.
 - Stay out of crowded places and avoid mass gatherings.
 - Keeping distance from others is especially important for [people who are at higher risk of getting very sick.](#)



Cover your mouth and nose with a cloth face cover when around others

- You could spread COVID-19 to others even if you do not feel sick.
- Everyone should wear a [cloth face cover](#) when they have to go out in public, for example to the grocery store or to pick up other necessities.
 - Cloth face coverings should not be placed on young children under age 2, anyone who has trouble breathing, or is unconscious, incapacitated or otherwise unable to remove the mask without assistance.
- The cloth face cover is meant to protect other people in case you are infected.

- Do NOT use a facemask meant for a healthcare worker.
- Continue to keep about 6 feet between yourself and others. The cloth face cover is not a substitute for social distancing.



Cover coughs and sneezes


- **If you are in a private setting and do not have on your cloth face covering, remember to always cover your mouth and nose** with a tissue when you cough or sneeze or use the inside of your elbow.
- **Throw used tissues** in the trash.
- Immediately **wash your hands** with soap and water for at least 20 seconds. If soap and water are not readily available, clean your hands with a hand sanitizer that contains at least 60% alcohol.



Clean and disinfect

- **Clean AND disinfect [frequently touched surfaces](#) daily.** This includes tables, doorknobs, light switches, countertops, handles, desks, phones, keyboards, toilets, faucets, and sinks.
- **If surfaces are dirty, clean them.** Use detergent or soap and water prior to disinfection.
- **Then, use a household disinfectant.** Most common [EPA-registered household disinfectants](#) ☐ will work.

Handwashing Resources





Handwashing tips



Hand Hygiene in Healthcare Settings

More information

[Symptoms](#)

[What to do if you are sick](#)

[If someone in your house gets sick](#)

[Frequently asked questions](#)

[Travelers](#)

[Individuals, schools, events, businesses and more](#)

[Healthcare Professionals](#)

[6 Steps to Prevent COVID-19](#)

[6 Steps to Prevent COVID-19 \(ASL Version\)](#)

[Social Distancing \(ASL Video\)](#)

[ASL Video Series: What You Need to Know About Handwashing](#)

View Page In: [PDF \[263K\]](#)

Page last reviewed: April 24, 2020

[Coronavirus Disease 2019 \(COVID-19\)](#)

Symptoms

Testing

Prevent Getting Sick

How It Spreads

Protect Yourself

Cloth Face Covers

Wearing Gloves

Cleaning Your Home

Social Distancing

If You Are Sick

Daily Life & Coping

People Who Need Extra Precautions

Pets & Other Animals

Travel

Frequently Asked Questions

Cases, Data, & Surveillance

Communities, Schools & Workplaces



Healthcare Professionals



Health Departments



Laboratories



CDC's Response



Global COVID-19



Communication Resources



☐ Get Email Updates

To receive email updates about COVID-19, enter your email address:

[What's this?](#)

Spanish Resources

[Spanish Communication Resources](#)

[Social Media Toolkit](#)

[Infection Control](#)

[FAQ on Infection Control](#)

HAVE QUESTIONS?



Visit CDC-INFO



Call 800-232-4636



Email CDC-INFO



Open 24/7

CDC INFORMATION

About CDC

Jobs

Funding

Policies

File Viewers & Players

Privacy

FOIA



No Fear Act

OIG

Nondiscrimination

Accessibility

CONNECT WITH CDC



U.S. Department of Health & Human Services

USA.gov

CDC Website Exit Disclaimer



LANGUAGE ASSISTANCE

Español

繁體中文

Tiếng Việt

한국어

Tagalog

Русский

العربية

Kreyòl Ayisyen

Français

Polski

Português

Italiano

Deutsch

日本語

فارسی

English