



UNITED STATES
NUCLEAR REGULATORY COMMISSION
REGION III
799 ROOSEVELT ROAD
GLEN ELLYN, ILLINOIS 60137

NOV 20 1984

MEMORANDUM FOR: James G. Keppler, Regional Administrator

FROM: R. L. Spessard, Director, Division of Reactor Safety

SUBJECT: QUARTERLY REPORT OF OPERATOR LICENSING ACTIVITIES FOURTH
QUARTER FY 84

This is the report of the Operator Licensing Section activities for the fourth quarter of FY 84. Attached are the two sections which comprise this report.

Attachment 1 - FY 84 Budget Estimates vs. Examinations Administered to Date

Attachment 2 - Results of Examinations by Facility - 3rd Quarter FY 84

Differences between Budget Estimates, Target Examinations and actual examinations administered are due to the following:

Initial: Budget estimates were based on four new plants being licensed in FY 84 with 50 operators for each plant. Examinations for some of the operators at the Perry facility were delayed until FY 85 because of the status of construction. We exceeded the target number, because of retakes of persons who failed their first examination.

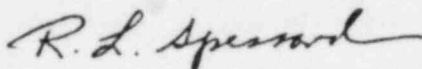
Replacement: Although we exceeded the budget estimates for these examinations we were short of the target number. This difference is due primarily to the fact that the facilities project the number of candidates they expect to put through the training programs, but this number may be reduced when the facility conducts their internal audits prior to the administration of an NRC examination.

Requalification: The number of examinations administered in this category is dependent upon the utility schedule and the number of operators in any particular requalification class. In addition, since our primary objective is to assure adequate licensed personnel for operation, requalification examinations can only be performed when we have resources available, therefore, it is very difficult to predict the number of exams that will be administered over an extended period of time.

Certification: We were under both the budget estimate and the target numbers for two reasons. First, the utilities are not inclined to have their personnel take examinations as instructors, they prefer that they be licensed senior operators. Secondly, the Production Training Center of Commonwealth Edison cancelled a group of certification examinations that were to be administered in late summer.

Non Power: This category of examination exceeded the target number due to additional requests from Universities. These additional requests were necessary because of failures by original candidates and unexpected attrition.

If you have any questions on this matter, please let me know.



R. L. Spessard, Director
Division of Reactor Safety

Attachments: As stated

cc w/attachs:

D. H. Beckham, NRR

E. Greenman, RI

A. Gibson, RII

W. Seidle, RIV

D. Kirsch, RV

R. Walker, RIII

J. McMillen, RIII

C. E. Norelius, RIII

ATTACHMENT 1

FY 84 Budget Estimates vs. Examinations Administered to Date

<u>Type of Exam</u>	<u>Budget Estimates</u>	<u>Target* FY 84</u>	<u>Completed 12 months FY 84</u>
Initial	200	127	134
Replacement	130	204	184
Requalification	75	42	39
Certification	60	55	43
Non-Power	32	20	27

*Based on utility response to Generic Letter 83-01

ATTACHMENT 2

Results of Examinations by Facility - 3rd Quarter FY 84

<u>Facility</u>	<u>Type of Examination</u>	<u>Number Examined</u>	<u>Number Passed</u>	<u>Percent Passed</u>
Fermi	SRO	5	5	100%
Byron	SRO	8	5	62%
	RO	6	6	100%
Michigan State University	SRO	1	1	100%
Iowa State University	RO	2	1	50%
Zion	SRO	4	3	75%
	RO	5	4	80%
Westinghouse Training Center	Instructor Certification	4	2	50%
University of Missouri (Columbia)	SRO	1	1	100%
	RO	1	1	100%
University of Michigan	SRO	2	2	100%
	RO	2	2	100%
D. C. Cook	SRO	7	2	28%
Requalification	RO	2	2	100%



OWB
secr
file

POLICY ISSUE **(Information)**

December 13, 1984

SECY-84-81C

For: The Commissioners

From: William J. Dircks
Executive Director for Operations

Subject: RESULTS OF OPERATOR LICENSING EXAMINATIONS AND REQUALIFICATION EXAMINATIONS FOR FOURTH QUARTER FY 1984 AND TOTAL OPERATOR LICENSING EXAMINATION RESULTS FOR FY 1983 AND FY 1984

Purpose: To inform the Commissioners of examination and licensing activities for Reactor Operators and Senior Reactor Operators, including requalification examination results.

Discussion: The enclosed tables report licensing action results, including issuances, denials or withdrawals and pass/fail rate for each NRC licensing examination component. The results are presented as a combined total and broken down by region. We have also included a graph summarizing the examination results by region for this quarter. It shows the percentage pass rate by license and exam type and the total number of exams given broken down by region. We continue to see variations in the percentages in the individual categories of the Regions; however, these variations reflect the impact of small sample sizes when one test administration results in a large failure rate.

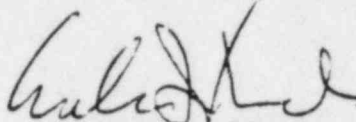
Also included are summaries of the requalification program evaluations conducted during the fourth quarter of FY 1984. In some instances program deficiencies resulted in the utility identifying corrective action programs. Issuance of renewal licenses for operators at those facilities will be contingent upon completion of the corrective action program. In one case (Hatch), renewal licenses will not be issued until the results on a future NRC administered requalification examination indicate that the utility's upgraded program is satisfactory.

Contact:
Don H. Beckham, NRR
X24868

~~8507130400~~

C/14

The results of all operator licensing examinations and licensing actions for FY 1983 and FY 1984 are also included in this report. These examination results are also presented in graph form for FY 1983 and FY 1984.


William J. Dircks
Executive Director
for Operations

Enclosures:

1. Operator Licensing Tracking System Quarterly Status Report (Examination Results and Licensing Actions) - Total (All Regions) for Fourth Quarter FY 1984
2. Operator Licensing Tracking System Quarterly Status Report (Examination Results and Licensing Actions) for Regions I through V for Fourth Quarter FY 1984
3. Graph of Exam Results - Percentage Pass vs. Exam Type - Fourth Quarter FY 1984
4. Requalification Examination Results for Regions I through Region V for Fourth Quarter FY 1984
5. Operator Licensing Tracking System Quarterly Status Report (Examination Results and Licensing Actions) - Total (All Regions) for FY 1983 and FY 1984
6. Graph of Exam Results - Percentage Pass vs. Exam Type - FY 1983 and FY 1984

ENCLOSURE 1

1236315
TE: 11/15/84

OPERATOR LICENSING TRACKING SYSTEM
ACTIVITY STATUS REPORT
07/01/84 THROUGH 09/30/84

TOTAL
(ALL REGIONS)
4th Qtr FY 84

EXAMINATION RESULTS

	WRITTEN		ORAL		SIMULATOR		TOTAL TAKEN
	#PASS	#FAIL	#PASS	#FAIL	#PASS	#FAIL	
INITIAL - RO	100	24	110	13	42	8	126
	80.6%	19.4%	89.4%	10.6%	84.0%	16.0%	
SRO	62	12	71	4	36	0	76
	83.8%	16.2%	94.7%	5.3%	100.0%	0.0%	
REAPPLICATIONS - RO	14	4	7	0	7	0	20
	77.8%	22.2%	100.0%	0.0%	100.0%	0.0%	
SRO	15	3	14	1	11	0	26
	83.3%	16.7%	93.3%	6.7%	100.0%	0.0%	
UPGRADE - SRO	24	1	18	0	6	0	25
	96.0%	4.0%	100.0%	0.0%	100.0%	0.0%	
TOTAL - RO	114	28	117	13	49	8	146
	80.3%	19.7%	90.0%	10.0%	86.0%	14.0%	
SRO	101	16	103	5	53	0	127
	86.3%	13.7%	95.4%	4.6%	100.0%	0.0%	

OPERATOR LICENSING TRACKING SYSTEM
ACTIVITY STATUS REPORT
07/01/84 THROUGH 09/30/84

TOTAL
(ALL REGIONS)
4th Qtr FY 84

LICENSING ACTIONS

		<u>#ISSUED</u>	<u>#DENIED</u>	<u>#WITHDRAWN</u>
INITIAL -	RO -	106	43	14
	SRO -	79	16	9
	INST CERT -	32	16	21
	LTD SRO -	0	0	0
REAPPLICATIONS -	RO -	27	8	1
	SRO -	23	3	2
	INST CERT -	10	2	1
	LTD SRO -	0	0	9
UPGRADE -	SRO -	34	9	4
TOTAL -	RO -	133	51	15
	SRO -	136	28	15
	INST CERT -	42	18	22
	LTD SRO -	0	0	0
RENEWAL -	RO -	98	1	0
	SRO -	178	0	0
	INST CERT -	1	0	0
	LTD SRO -	2	0	0

ENCLOSURE 2

-1236315
ATE: 11/15/84

OPERATOR LICENSING TRACKING SYSTEM
ACTIVITY STATUS REPORT
07/01/84 THROUGH 09/30/84

REGION: 1
4th Qtr FY 84

EXAMINATION RESULTS

	WRITTEN		ORAL		SIMULATOR		TOTAL TAKEN
	#PASS	#FAIL	#PASS	#FAIL	#PASS	#FAIL	
INITIAL - RO	27	/ 6	29	/ 4	6	/ 1	34
	81.8%	/ 18.2%	87.9%	/ 12.1%	85.7%	/ 14.3%	
SRO	24	/ 3	24	/ 2	15	/ 0	27
	88.9%	/ 11.1%	92.3%	/ 7.7%	100.0%	/ 0.0%	
REAPPLICATIONS - RO	4	/ 2	2	/ 0	3	/ 0	7
	66.7%	/ 33.3%	100.0%	/ 0.0%	100.0%	/ 0.0%	
SRO	5	/ 0	0	/ 0	0	/ 0	5
	100.0%	/ 0.0%	0.0%	/ 0.0%	0.0%	/ 0.0%	
UPGRADE - SRO	13	/ 1	10	/ 0	2	/ 0	14
	92.9%	/ 7.1%	100.0%	/ 0.0%	100.0%	/ 0.0%	
TOTAL - RO	31	/ 8	31	/ 4	9	/ 1	41
	79.5%	/ 20.5%	88.6%	/ 11.4%	90.0%	/ 10.0%	
SRO	42	/ 4	34	/ 2	17	/ 0	46
	91.3%	/ 8.7%	94.4%	/ 5.6%	100.0%	/ 0.0%	

OPERATOR LICENSING TRACKING SYSTEM
ACTIVITY STATUS REPORT
07/01/84 THROUGH 09/30/84

LICENSING ACTIONS

		<u>#ISSUED</u>	<u>#DENIED</u>	<u>#WITHDRAWN</u>
INITIAL -	RO -	26	7	2
	SRO -	13	3	2
	INST CERT -	5	0	0
	LTD SRO -	0	0	0
REAPPLICATIONS -	RO -	6	2	0
	SRO -	6	0	0
	INST CERT -	2	0	1
	LTD SRO -	0	0	0
UPGRADE -	SRO -	15	1	0
TOTAL -	RO -	32	9	2
	SRO -	34	4	2
	INST CERT -	7	0	1
	LTD SRO -	0	0	0
RENEWAL -	RO -	34	0	0
	SRO -	56	0	0
	INST CERT -	0	0	0
	LTD SRO -	0	0	0

OPERATOR LICENSING TRACKING SYSTEM
ACTIVITY STATUS REPORT
07/01/84 THROUGH 09/30/84

EXAMINATION RESULTS

	WRITTEN		ORAL		SIMULATOR		TOTAL TAKEN
	#PASS	#FAIL	#PASS	#FAIL	#PASS	#FAIL	
INITIAL - RO	43	2	38	6	19	6	46
	95.6%	4.4%	86.4%	13.6%	76.0%	24.0%	
SRO	14	4	18	1	8	0	19
	77.8%	22.2%	94.7%	5.3%	100.0%	0.0%	
REAPPLICATIONS - RO	0	0	1	0	0	0	1
	0.0%	0.0%	100.0%	0.0%	0.0%	0.0%	
SRO	1	0	2	1	1	0	4
	100.0%	0.0%	66.7%	33.3%	100.0%	0.0%	
UPGRADE - SRO	5	0	3	0	3	0	5
	100.0%	0.0%	100.0%	0.0%	100.0%	0.0%	
TOTAL - RO	43	2	39	6	19	6	47
	95.6%	4.4%	86.7%	13.3%	76.0%	24.0%	
SRO	20	4	23	2	12	0	28
	83.3%	16.7%	92.0%	8.0%	100.0%	0.0%	

OPERATOR LICENSING TRACKING SYSTEM
ACTIVITY STATUS REPORT
07/01/84 THROUGH 09/30/84

LICENSING ACTIONS

		<u>#ISSUED</u>	<u>#DENIED</u>	<u>#WITHDRAWN</u>
INITIAL -	RO -	36	21	12
	SRO -	23	4	7
	INST CERT -	15	8	14
	LTD SRO -	0	0	0
REAPPLICATIONS -	RO -	3	3	0
	SRO -	3	1	1
	INST CERT -	0	0	0
	LTD SRO -	0	0	0
UPGRADE -	SRO -	7	8	4
TOTAL -	RO -	39	24	12
	SRO -	33	13	12
	INST CERT -	15	8	14
	LTD SRO -	0	0	0
RENEWAL -	RO -	30	1	0
	SRO -	28	0	0
	INST CERT -	1	0	0
	LTD SRO -	0	0	0

OPERATOR LICENSING TRACKING SYSTEM
ACTIVITY STATUS REPORT
07/01/84 THROUGH 09/30/84

EXAMINATION RESULTS

	WRITTEN		ORAL		SIMULATOR		TOTAL TAKEN
	#PASS	#FAIL	#PASS	#FAIL	#PASS	#FAIL	
INITIAL - RO	7	3	7	3	4	1	10
SR0	70.0%	30.0%	70.0%	30.0%	80.0%	20.0%	10
	8	2	9	1	5	0	
	80.0%	20.0%	90.0%	10.0%	100.0%	0.0%	
REAPPLICATIONS - RO	7	0	4	0	4	0	7
SR0	100.0%	0.0%	100.0%	0.0%	100.0%	0.0%	10
	7	3	5	0	6	0	
	70.0%	30.0%	100.0%	0.0%	100.0%	0.0%	
UPGRADE - SR0	1	0	1	0	1	0	1
	100.0%	0.0%	100.0%	0.0%	100.0%	0.0%	
TOTAL - RO	14	3	11	3	8	1	17
SR0	82.4%	17.6%	78.6%	21.4%	88.9%	11.1%	21
	16	5	16	1	12	0	
	76.2%	23.8%	94.1%	5.9%	100.0%	0.0%	

OPERATOR LICENSING TRACKING SYSTEM
ACTIVITY STATUS REPORT
07/01/84 THROUGH 09/30/84

LICENSING ACTIONS

		<u>#ISSUED</u>	<u>#DENIED</u>	<u>#WITHDRAWN</u>
INITIAL -	RO -	13	3	0
	SRO -	14	3	0
	INST CERT -	1	4	2
	LTD-SRO -	0	0	0
REAPPLICATIONS -	RO -	13	0	1
	SRO -	8	2	0
	INST CERT -	4	0	0
	LTD SRO -	0	0	0
UPGRADE -	SRO -	2	0	0
TOTAL -	RO -	26	3	1
	SRO -	24	5	0
	INST CERT -	5	4	2
	LTD SRO -	0	0	0
RENEWAL -	RO -	20	0	0
	SRO -	66	0	0
	INST CERT -	0	0	0
	LTD SRO -	0	0	0

EXAMINATION RESULTS

	WRITTEN		ORAL		SIMULATOR		TOTAL TAKEN
	#PASS	#FAIL	#PASS	#FAIL	#PASS	#FAIL	
INITIAL - R0	8	8	16	0	0	0	16
	50.0%	50.0%	100.0%	0.0%	0.0%	0.0%	
SR0	4	1	5	0	0	0	5
	80.0%	20.0%	100.0%	0.0%	0.0%	0.0%	
REAPPLICATIONS - R0	2	1	0	0	0	0	3
	66.7%	33.3%	0.0%	0.0%	0.0%	0.0%	
SR0	0	0	4	0	3	0	4
	0.0%	0.0%	100.0%	0.0%	100.0%	0.0%	
UPGRADE - SR0	1	0	0	0	0	0	1
	100.0%	0.0%	0.0%	0.0%	0.0%	0.0%	
TOTAL - R0	10	9	16	0	0	0	19
	52.6%	47.4%	100.0%	0.0%	0.0%	0.0%	
SR0	5	1	9	0	3	0	10
	83.3%	16.7%	100.0%	0.0%	100.0%	0.0%	

OPERATOR LICENSING TRACKING SYSTEM
ACTIVITY STATUS REPORT
07/01/84 THROUGH 09/30/84

LICENSING ACTIONS

		<u>#ISSUED</u>	<u>#DENIED</u>	<u>#WITHDRAWN</u>
INITIAL -	RO -	9	5	0
	SRO -	13	0	0
	INST CERT -	0	0	0
	LTD SRO -	0	0	0
REAPPLICATIONS -	RO -	4	2	0
	SRO -	2	0	1
	INST CERT -	0	0	0
	LTD SRO -	0	0	0
UPGRADE -	SRO -	1	0	0
TOTAL -	RO -	13	7	0
	SRO -	16	0	1
	INST CERT -	0	0	0
	LTD SRO -	0	0	0
RENEWAL -	RO -	8	0	0
	SRO -	10	0	0
	INST CERT -	0	0	0
	LTD SRO -	2	0	0

OPERATOR LICENSING TRACKING SYSTEM
ACTIVITY STATUS REPORT
07/01/84 THROUGH 09/30/84

EXAMINATION RESULTS

	WRITTEN		ORAL		SIMULATOR		TOTAL TAKEN
	#PASS	#FAIL	#PASS	#FAIL	#PASS	#FAIL	
INITIAL - R0	15	5	20	0	13	0	20
	75.0%	25.0%	100.0%	0.0%	100.0%	0.0%	
SR0	12	2	15	0	8	0	15
	85.7%	14.3%	100.0%	0.0%	100.0%	0.0%	
REAPPLICATIONS - R0	1	1	0	0	0	0	2
	50.0%	50.0%	0.0%	0.0%	0.0%	0.0%	
SR0	2	0	2	0	1	0	3
	100.0%	0.0%	100.0%	0.0%	100.0%	0.0%	
UPGRADE - SR0	4	0	4	0	0	0	4
	100.0%	0.0%	100.0%	0.0%	0.0%	0.0%	
TOTAL - R0	16	6	20	0	13	0	22
	72.7%	27.3%	100.0%	0.0%	100.0%	0.0%	
SR0	18	2	21	0	9	0	22
	90.0%	10.0%	100.0%	0.0%	100.0%	0.0%	

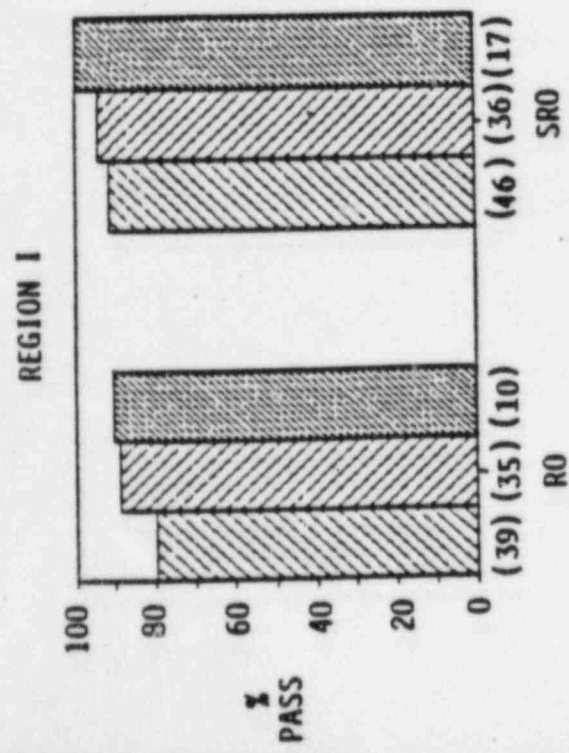
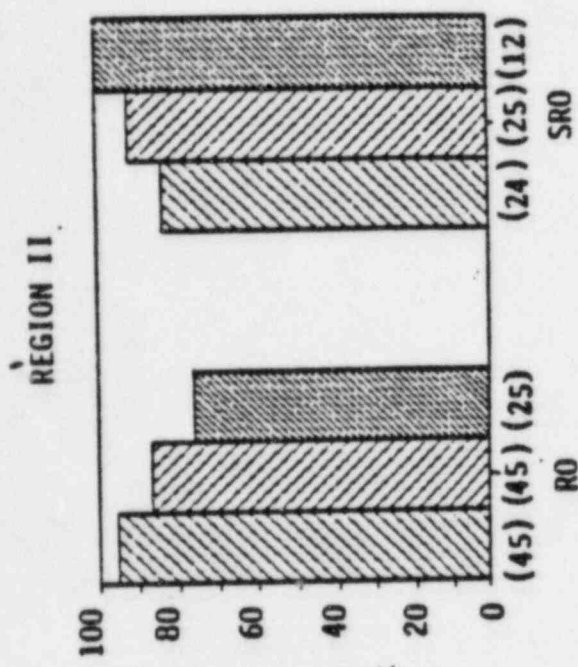
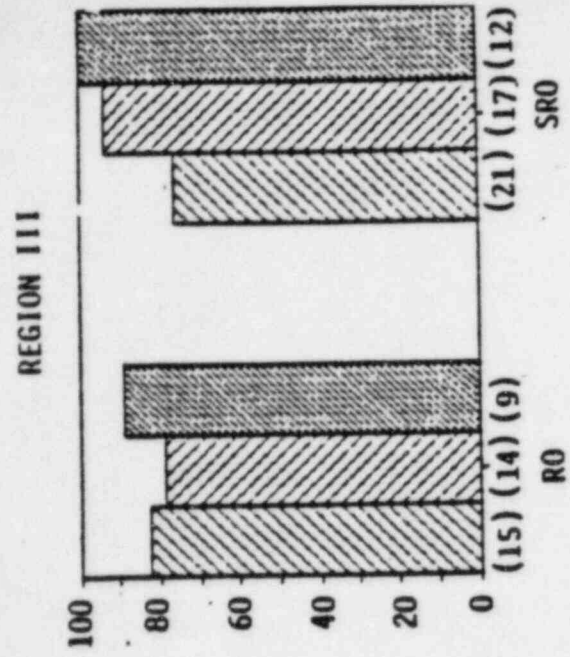
OPERATOR LICENSING TRACKING SYSTEM
ACTIVITY STATUS REPORT
07/01/84 THROUGH 09/30/84

LICENSING ACTIONS

		<u>#ISSUED</u>	<u>#DENIED</u>	<u>#WITHDRAWN</u>
INITIAL -	RO -	22	7	0
	SRO -	16	6	0
	INST CERT -	4	2	0
	LTD SRO -	0	0	0
REAPPLICATIONS -	RO -	1	1	0
	SRO -	4	0	0
	INST CERT -	1	0	0
	LTD SRO -	0	0	0
UPGRADE -	SRO -	9	0	0
TOTAL -	RO -	23	8	0
	SRO -	29	6	0
	INST CERT -	5	2	0
	LTD SRO -	0	0	0
RENEWAL -	RO -	6	0	0
	SRO -	18	0	0
	INST CERT -	0	0	0
	LTD SRO -	0	0	0

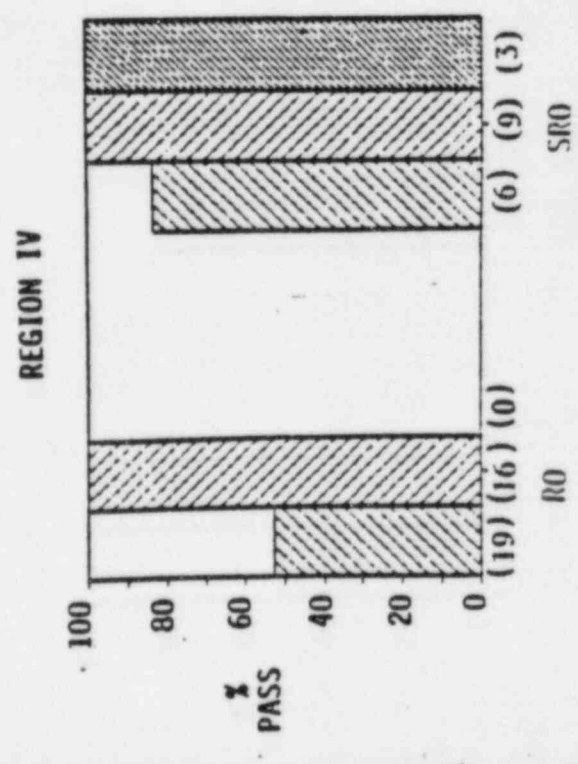
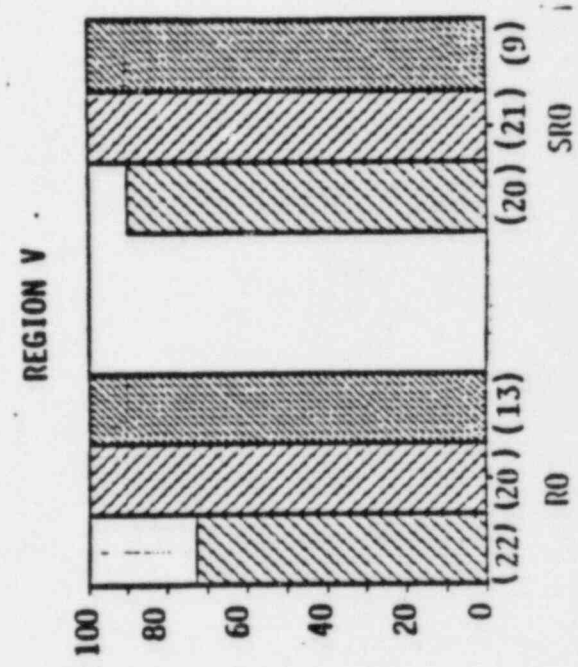
ENCLOSURE 3

EXAM RESULTS PERCENTAGE PASS VS. EXAM TYPE FOURTH QUARTER FY 1984



WRITTEN
 ORAL
 SIMULATOR

Numbers in parentheses indicate total candidates taking exam.



ENCLOSURE 4

REQUALIFICATION EXAMINATIONS

Fourth Quarter FY 1984

Region I

Facility

Evaluation

No exams given.

REQUALIFICATION EXAMINATIONS

Fourth Quarter FY 1984

Region II

Facility

Evaluation

Hatch

Still in progress. Initial findings were unsatisfactory. Utility has proposed a corrective action program. NRC has administered simulator exams to 38 additional licensed people in support of a positive finding for continued operation of the facility while the utility is implementing an upgraded program. Issuance of renewal licenses will be held in abeyance until the program is judged to be satisfactory. NRC will give requal exams in March and July 1985. Results will be reported when completed.

Oconee

Satisfactory.

REQUALIFICATION EXAMINATIONS

Fourth Quarter FY 1984

Region III

Facility

D. C. Cook

Evaluation

Evaluation in progress. Initial findings were unsatisfactory. Region III is awaiting utility's corrective action program. Results will be reported when the program is received and evaluated.

REQUALIFICATION EXAMINATIONS

Fourth Quarter FY 1984

Region IV

Facility

Evaluation

Ft. Calhoun

Evaluation in progress. Results will be reported next quarter.

Ft. St. Vrain

Satisfactory.

REQUALIFICATION EXAMINATIONS

Fourth Quarter FY 1984

Region V

<u>Facility</u>	<u>Evaluation</u>
Rancho Seco	Satisfactory.
San Onofre 1	Evaluation in progress. Results will be reported next quarter.
San Onofre 2 & 3	Satisfactory. Initial findings were marginal. Region V has accepted the corrective action program submitted.
Trojan	Satisfactory. Initial findings were marginal. Region V has accepted the corrective action program submitted.
WNP-2	Evaluation in progress. Results will be reported next quarter.

ENCLOSURE 5

-1236315
ATE: 11/15/84

OPERATOR LICENSING TRACKING SYSTEM
ACTIVITY STATUS REPORT
10/01/82 THROUGH 09/30/83

TOTAL
(ALL REGIONS)
FY 83

EXAMINATION RESULTS

	WRITTEN		ORAL		SIMULATOR		TOTAL
	<u>#PASS</u>	<u>#FAIL</u>	<u>#PASS</u>	<u>#FAIL</u>	<u>#PASS</u>	<u>#FAIL</u>	<u>TAKEN</u>
INITIAL - RO	434	/ 135	479	/ 57	116	/ 5	575
	76.3%	/ 23.7%	89.4%	/ 10.6%	95.9%	/ 4.1%	
SR0	279	/ 65	301	/ 24	72	/ 11	350
	81.1%	/ 18.9%	92.6%	/ 7.4%	86.7%	/ 13.3%	
REAPPLICATIONS - RO	40	/ 15	24	/ 4	6	/ 3	67
	72.7%	/ 27.3%	85.7%	/ 14.3%	66.7%	/ 33.3%	
SR0	29	/ 13	19	/ 1	12	/ 1	58
	69.0%	/ 31.0%	95.0%	/ 5.0%	92.3%	/ 7.7%	
UPGRADE - SR0	174	/ 34	168	/ 14	33	/ 2	216
	83.7%	/ 16.3%	92.3%	/ 7.7%	94.3%	/ 5.7%	
TOTAL - RO	474	/ 150	503	/ 61	122	/ 8	642
	76.0%	/ 24.0%	89.2%	/ 10.8%	93.8%	/ 6.2%	
SR0	482	/ 112	488	/ 39	117	/ 14	624
	81.1%	/ 18.9%	92.6%	/ 7.4%	89.3%	/ 10.7%	

1236315
DATE: 11/15/84

OPERATOR LICENSING TRACKING SYSTEM
ACTIVITY STATUS REPORT
10/01/82 THROUGH 09/30/83

TOTAL
(ALL REGIONS)
FY 83

LICENSING ACTIONS

		<u>#ISSUED</u>	<u>#DENIED</u>	<u>#WITHDRAWN</u>
INITIAL -	RO -	494	123	35
	SRO -	238	62	18
	INST CERT -	39	14	3
	LTD SRO -	1	0	0
REAPPLICATIONS -	RO -	47	13	1
	SRO -	40	9	2
	INST CERT -	3	1	0
	LTD SRO -	0	0	0
UPGRADE -	SRO -	196	42	10
TOTAL -	RO -	541	136	36
	SRO -	474	113	30
	INST CERT -	42	15	3
	LTD SRO -	1	0	0
RENEWAL -	RO -	285	2	5
	SRO -	641	3	6
	INST CERT -	0	0	0
	LTD SRO -	11	0	0

R-1236315
DATE: 11/15/84

OPERATOR LICENSING TRACKING SYSTEM
ACTIVITY STATUS REPORT
10/01/83 THROUGH 09/30/84

TOTAL
(ALL REGIONS)
FY 84

EXAMINATION RESULTS

	WRITTEN		ORAL		SIMULATOR		TOTAL TAKEN
	<u>#PASS</u>	<u>#FAIL</u>	<u>#PASS</u>	<u>#FAIL</u>	<u>#PASS</u>	<u>#FAIL</u>	
INITIAL - RO	422	/ 123	473	/ 58	181	/ 23	549
	77.4%	/ 22.6%	89.1%	/ 10.9%	88.7%	/ 11.3%	
SRO	383	/ 79	419	/ 42	180	/ 26	474
	82.9%	/ 17.1%	90.9%	/ 9.1%	87.4%	/ 12.6%	
REAPPLICATIONS - RO	55	/ 19	39	/ 4	14	/ 1	90
	74.3%	/ 25.7%	90.7%	/ 9.3%	93.3%	/ 6.7%	
SRO	58	/ 14	55	/ 6	20	/ 1	95
	80.6%	/ 19.4%	90.2%	/ 9.8%	95.2%	/ 4.8%	
UPGRADE - SRO	136	/ 40	145	/ 7	34	/ 1	177
	77.3%	/ 22.7%	95.4%	/ 4.6%	97.1%	/ 2.9%	
TOTAL - RO	477	/ 142	512	/ 62	195	/ 24	639
	77.1%	/ 22.9%	89.2%	/ 10.8%	89.0%	/ 11.0%	
SRO	577	/ 133	619	/ 55	234	/ 28	746
	81.3%	/ 18.7%	91.8%	/ 8.2%	89.3%	/ 10.7%	

R-1236315
DATE: 11/15/84

OPERATOR LICENSING TRACKING SYSTEM
ACTIVITY STATUS REPORT
10/01/83 THROUGH 09/30/84

TOTAL
(ALL REGIONS)
FY 84

LICENSING ACTIONS

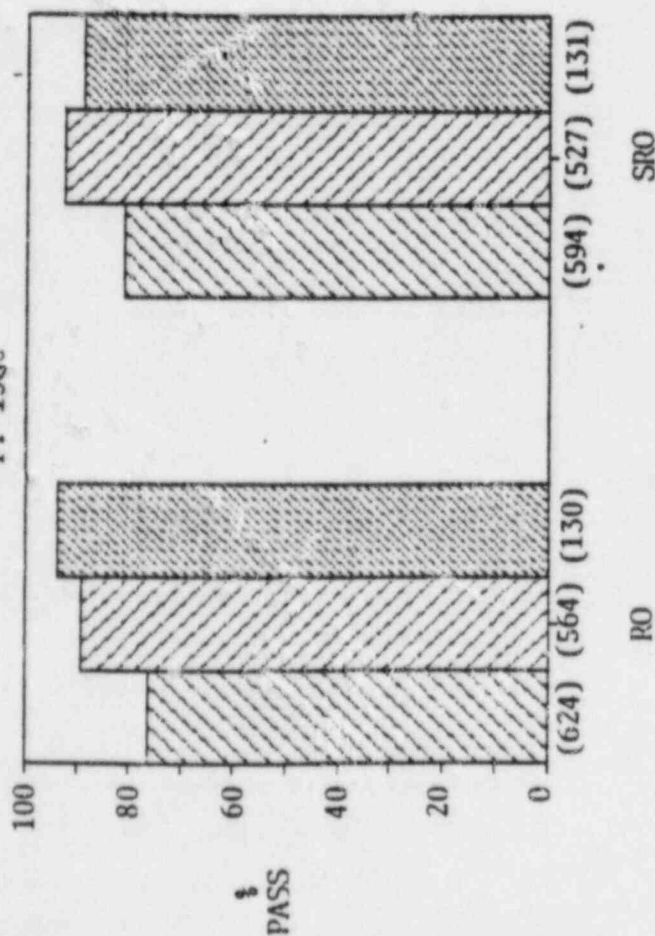
		<u>#ISSUED</u>	<u>#DEFIED</u>	<u>#WITHDRAWN</u>
INITIAL -	RO -	430	142	51
	SRO -	427	104	39
	INST CERT -	114	47	32
	LTD SRO -	7	0	0
REAPPLICATIONS -	RO -	79	24	6
	SRO -	78	19	7
	INST CERT -	15	4	1
	LTD SRO -	0	0	0
UPGRADE -	SRO -	167	46	12
TOTAL -	RO -	509	166	57
	SRO -	672	169	58
	INST CERT -	129	51	33
	LTD SRO -	7	0	0
RENEWAL -	RO -	444	2	0
	SRO -	900	1	2
	INST CERT -	1	0	0
	LTD SRO -	6	0	0

ENCLOSURE 6

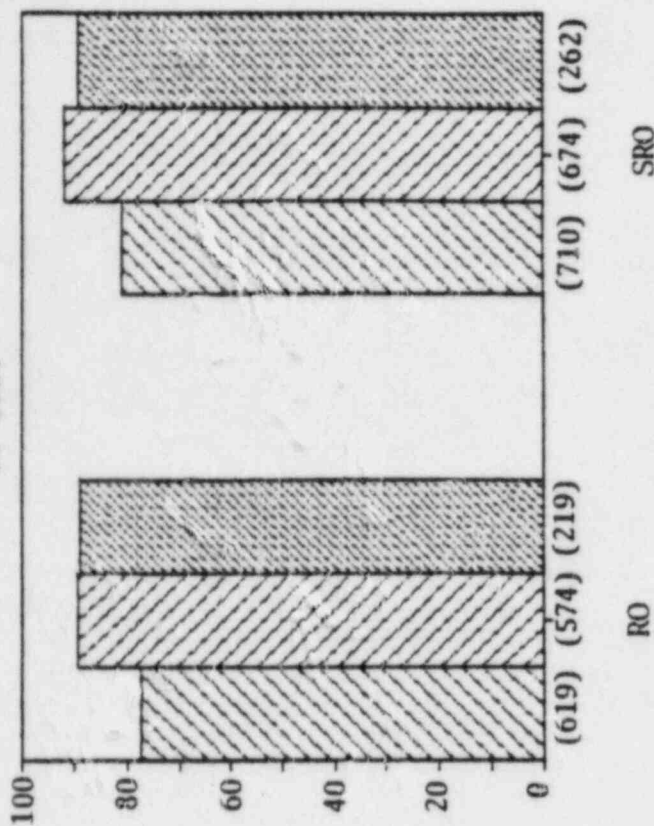
EXAM RESULTS

PERCENTAGE PASS VS. EXAM TYPE

TOTAL (ALL REGIONS)
FY 1983



TOTAL (ALL REGIONS)
FY 1984



- WRITTEN
- ORAL
- SIMULATOR

Numbers in parentheses
indicate total candidates
taking exam.