

NUREG-0020
Vol. 9, No. 8
August 1985

LICENSED OPERATING REACTORS

STATUS SUMMARY REPORT
DATA AS OF 07-31-85

UNITED STATES NUCLEAR REGULATORY COMMISSION



8510070175 850930
PDR NUREG
0020 R PDR

Available from

NRC/GPO Sales Program

Superintendent of Documents
Government Printing Office
Washington, D. C. 20402

A year's subscription consists of 12 issues for
this publication.

Single copies of this publication
are available from National Technical
Information Service, Springfield, VA 22161

Microfiche of single copies are
available from NRC/GPO Sales Program
Washington, D. C. 20555

NUREG-0020
Vol. 9, No. 8
August 1985

LICENSED OPERATING REACTORS

STATUS SUMMARY REPORT

DATA AS OF 07-31-85

Manuscript Completed: September 1985
Date Published: September 1985

OFFICE OF RESOURCE MANAGEMENT
U.S. NUCLEAR REGULATORY COMMISSION
WASHINGTON, D.C. 20555



AUTHORIZATION AND CLEARANCE

The U.S. Nuclear Regulatory Commission's Office of Resource Management publishes this month status report "as part of the reporting requirements in Section 50.36 of 10 CFR Part 50 under GAO Clearance Number B-180225, with an expiration date of September 30, 1981," as stated in the October 3, 1978 letter from John M. Lovelady, Assistant Director, General Government Division, U.S. General Accounting Office, to J.M. Felton, Director, Division of Rules and Records, U.S. Nuclear Regulatory Commission

*Extended to September 30, 1985 by OMB Directive 3150-0011.

STATEMENT OF PURPOSE

The U.S. Nuclear Regulatory Commission's monthly LICENSED OPERATING REACTORS Status Summary Report provides data on the operation of nuclear units as timely and accurately as possible. This information is collected by the Office of Resource Management, ~~from the~~ Headquarters Staff of NRC's Office of Inspection and Enforcement, from NRC's Regional Offices, and from utilities. Since all of the data concerning operation of the units is provided by the utility operators less than two weeks after the end of the month, necessary corrections to published information are shown on the ERRATA page.

This report is divided into three sections: the first contains monthly highlights and statistics for commercial operating units, and errata from previously reported data; the second is a compilation of detailed information on each unit, provided by NRC Regional Offices, IE Headquarters and the Utilities; and the third section is an appendix for miscellaneous information such as spent fuel storage capability, reactor years of experience and non-power reactors in the United States.

The percentage computations, Items 20 through 24 in Section 2, the vendor capacity factors on page 1-7, and actual vs. potential energy production on Page 1-2 are computed using actual data for the period of consideration. The percentages listed in power generation on Page 1-2 are computed as an arithmetic average. The factors for the life-span of each unit (the "Cumulative" column) are reported by the utility and are not entirely re-computed by NRC. Utility power production data is checked for consistency with previously submitted statistics.

It is hoped this status report proves informative and helpful to all agencies and individuals interested in analyzing trends in the nuclear industry which might have safety implications, or in maintaining an awareness of the U.S. energy situation as a whole.

TABLE OF CONTENTS

GLOSSARY	PAGE
INDEX TO LICENSED UNITS	ii
	vii
 <u>SECTION 1 - CURRENT DATA SUMMARIES</u>	
MONTHLY HIGHLIGHTS OF COMMERCIAL NUCLEAR POWER UNITS	1-2
Licensed Power Reactors	1-2
Power Generation	1-2
Actual vs. Potential Energy Production	1-2
Outage Data	1-2
Reasons for Shutdown	1-3
Derated Units	1-3
Shutdowns Greater Than 72 Hours Each	1-3
UNIT AVAILABILITY, CAPACITY, AND FORCED OUTAGE RATE PLOT	1-4
AVERAGE DAILY POWER LEVEL FOR ALL COMMERCIAL OPERATING UNITS	1-5
AVERAGE CAPACITY FACTORS BY VENDOR	
Vendor Plot	1-6
Statistics	1-7
MEMORANDA - SPECIAL INFORMATION	1-8
ERRATA - CORRECTIONS TO PREVIOUSLY REPORTED DATA	1-9
 <u>SECTION 2 - OPERATING POWER REACTORS</u>	
ARKANSAS 1 THROUGH ZION 2	2-002 through 2-410
For each reactor:	
Operating Status	
Average Daily Power Level (MWe) Plot	
Unit Shutdowns/Reductions	
Summary	
Facility Data	
Inspection Status	
Licensee Reports	
 <u>SECTION 3 - APPENDIX</u>	
STATUS OF SPENT FUEL STORAGE CAPABILITY	3-2
REACTOR-YEARS OF OPERATION	3-4
NON-POWER REACTORS IN THE U.S.	3-5

G L O S S A R Y

AVERAGE DAILY POWER LEVEL (MWe)	The net electrical energy generated during the day (measured from 0001 to 2400 hours inclusive) in megawatts hours, divided by 24 hours.
LICENSED THERMAL POWER (MWt)	The maximum thermal power of the reactor authorized by the NRC, expressed in megawatts.
DATE OF COMMERCIAL OPERATION	Date unit was declared by utility owner to be available for the regular production of electricity; usually related to satisfactory completion of qualification tests as specified in the purchase contract and to accounting policies and practices of utility.
DESIGN ELECTRICAL RATING (DER) (NET MWe)	The nominal net electrical output of the unit specified by the utility and used for the purpose of plant design.
FORCED OUTAGE	An outage required to be initiated no later than the weekend following discovery of an offnormal condition.
FORCED OUTAGE HOURS	The clock hours during the report period that a unit is unavailable due to forced outages.
GROSS ELECTRICAL ENERGY GENERATED (MWH)	Electrical output of the unit during the report period as measured at the output terminals of the turbine generator, in megawatts hours.
GROSS HOURS	The clock hours from the beginning of a specified situation until its end. For outage durations, the clock hours during which the unit is not in power production.
GROSS THERMAL ENERGY GENERATED (MWH)	The thermal energy produced by the unit during the report period as measured or computed by the licensee in megawatt hours.
HOURS GENERATOR ON-LINE	Also, "Unit Service Hours." The total clock hours in the report period during which the unit operated with breakers closed to the station bus. These hours added to the total outage hours experienced by the unit during the report period, shall equal the hours in the report period.
HOURS IN REPORTING PERIOD	For units in power ascension at the end of the period, the gross hours from the beginning of the period or the first electrical production, whichever comes last, to the end of the period. For units in commercial operation at the end of the period, the gross hours from the beginning of the period or of commercial operation, whichever comes last, to the end of the period or decommissioning, whichever comes first.

G L O S S A R Y (continued)

HOURS REACTOR CRITICAL	The total clock hours in the report period during which the reactor sustained a controlled chain reaction.
MAXIMUM DEPENDABLE CAPACITY (GROSS) (MDC Gross) (Gross MWe)	Dependable main-unit gross capacity, winter or summer, whichever is smaller. The dependable capacity varies because the unit efficiency varies during the year due to cooling water temperature variations. It is the gross electrical output as measured at the output terminals of the turbine generator during the most restrictive seasonal conditions (usually summer).
MAXIMUM DEPENDABLE CAPACITY (NET) (MDC Net) (Net MWe)	Maximum Dependable Capacity (Gross) less the normal station service loads.
NAMEPLATE RATING (Gross MWe)	The nameplate power designation of the generator in megavolt amperes (MVA) times the nameplate power factor of the generator. NOTE: The nameplate rating of the generator may not be indicative of the maximum or dependable capacity, since some other item of equipment of a lesser rating (e.g., turbine) may limit unit output.
NET ELECTRICAL ENERGY GENERATED	Gross electrical output of the unit measured at the output terminals of the turbine generator during the reporting period, minus the normal station service electrical energy utilization. If this quantity is less than zero, a negative number should be recorded.
OUTAGE	A situation in which no electrical production takes place.
OUTAGE DATE	As reported on Appendix D of Reg. Guide 1.16, the date of the start of the outage. If continued from a previous month, report the same outage date but change "Method of Shutting Down Reactor" to "4 (continuations)" and add a note: "Continued from previous month."
OUTAGE DURATION	The Total clock hours of the outage measured from the beginning of the report period or the outage, whichever comes last, to the end of the report period or the outage, whichever comes first.
OUTAGE NUMBER	A number unique to the outage assigned by the licensee. The same number is reported each month in which the outage is in progress. One format is "76-05" for the fifth outage to occur in 1976.
PERIOD HOURS	See "Hours in Reporting Period."
POWER REDUCTION	A reduction in the Average Daily Power Level of more than 20% from the previous day. All power reductions are defined as outage of zero hours durations for the purpose of computing unit service and availability factors, and forced outage rate.

G L O S S A R Y (continued)

REACTOR AVAILABLE HOURS	The Total clock hours in the report period during which the reactor was critical or was capable of being made critical. (Reactor Reserve Shutdown Hours + Hours Reactor Critical.)
REACTOR AVAILABILITY FACTOR	$\frac{\text{Reactor Available Hours} \times 100}{\text{Period Hours}}$
REACTOR RESERVE SHUTDOWN	The cessation of criticality in the reactor for administrative or other similar reasons when operation could have been continued.
REACTOR RESERVE SHUTDOWN HOURS	The total clock hours in the report period that the reactor is in reserve shutdown mode. NOTE: No credit is given for NRC imposed shutdowns.
REACTOR SERVICE FACTOR	$\frac{\text{Hours Reactor Critical} \times 100}{\text{Period Hours}}$
REPORT PERIOD	Usually, the preceding calendar month. Can also be the preceding calendar year, (Year-to-Date), or the life-span of a unit (cumulative).
RESTRICTED POWER LEVEL	Maximum net electrical generation to which the unit is restricted during the report period due to the state of equipment, external conditions, administrative reasons, or a direction by NRC.
SCHEDULED OUTAGE	Planned removal of a unit from service for refueling, inspection, training, or maintenance. Those outages which do not fit the definition of "Forced Outage" perforce are "Scheduled Outages."
STARTUP AND POWER ASCENSION TEST PHASE	Period following initial criticality during which the unit is tested at successively higher levels, culminating with operation at full power for a sustained period and completion of warranty runs. Following this phase, the utility generally considers the unit to be available for commercial operation.
UNIT	The set of equipment uniquely associated with the reactor, including turbine generators, and ancillary equipment, considered as a single electrical energy production facility.
UNIT AVAILABLE HOURS	The total clock hours in the report period during which the unit operated on-line or was capable of such operation. (Unit Reserve Shutdown Hours + Hours Generator On-Line.)

G L O S S A R Y (continued)

UNIT AVAILABILITY FACTOR

$$\frac{\text{Unit Available Hours} \times 100}{\text{Period Hours}}$$

UNIT CAPACITY FACTORS

- Using Licensed Thermal Power $\frac{\text{Gross Thermal Energy Generated} \times 100}{\text{Period Hours} \times \text{Lic. Thermal Power}}$
- Using Nameplate Rating $\frac{\text{Gross Electrical Energy Generated} \times 100}{\text{Period Hours} \times \text{Nameplate Rating}}$
- Using DER $\frac{\text{Net Electrical Energy Generated} \times 100}{\text{Period Hours} \times \text{DER}}$
- Using MDC Gross $\frac{\text{Gross Electrical Energy Generated} \times 100}{\text{Period Hours} \times \text{MDC Gross}}$
- Using MDC Net $\frac{\text{Net Electrical Energy Generated} \times 100}{\text{Period Hours} \times \text{MDC Net}}$

NOTE: if MDC GROSS and/or MDC NET have not been determined, the DER is substituted for this quantity for Unit Capacity Factor calculations.

UNIT FORCED OUTAGE RATE

$$\frac{\text{Forced Outage Hours}}{\text{Unit Service Hours} + \text{Forced Outage Hours}}$$

UNIT RESERVE SHUTDOWN

The removal of the unit from on-line operation for economic or other similar reasons when operation could have been continued.

UNIT RESERVE SHUTDOWN HOURS

The total clock hours in the report period during which the unit was in reserve shutdown mode.

UNIT SERVICE FACTOR

$$\frac{\text{Unit Service Hours} \times 100}{\text{Period Hours}}$$

UNIT SERVICE HOURS

See "Hours Generator On-Line."

NOTE:

At the end of each statement in the Enforcement Summary for any given facility may be found numbers in parentheses. These numbers are related to the inspection, e.g., B111 (the 11th inspection of the plant in 1981); and the severity level, e.g., 4 (severity level IV). Violations are ranked by severity levels from I through V with level I being the most serious. The severity level is used in the determination of any resulting enforcement action. Gray Book lists severity level by Arabic numbers corresponding to the Roman numerals. Details on the various severity levels and enforcement actions can be found in Appendix C to 10 CFR Part 2 published in the Federal Register of March 9, 1982 pages 9987 through 9995, and as corrected April 14, 1982.

INDEX TO OPERATING POWER REACTORS

	PAGE		PAGE
ARKANSAS 1	2-002	NINE MILE POINT 1	2-202
ARKANSAS 2	2-006	NORTH ANNA 1	2-206
BEAVER VALLEY 1	2-012	NORTH ANNA 2	2-210
BIG ROCK POINT 1	2-016	OCONEE 1	2-214
BROWNS FERRY 1	2-020	OCONEE 2	2-220
BROWNS FERRY 2	2-026	OCONEE 3	2-224
BROWNS FERRY 3	2-032	OYSTER CREEK 1	2-228
BRUNSWICK 1	2-038	PALISADES	2-232
BRUNSWICK 2	2-042	PALO VERDE 1	2-236
BYRON 1	2-046	PEACH BOTTOM 2	2-242
CALLAWAY 1	2-052	PEACH BOTTOM 3	2-246
CALVERT CLIFFS 1	2-056	PILGRIM 1	2-250
CALVERT CLIFFS 2	2-060	POINT BEACH 1	2-254
CATAWBA 1	2-064	POINT BEACH 2	2-260
COOK 1	2-070	PRAIRIE ISLAND 1	2-264
COOK 2	2-074	PRAIRIE ISLAND 2	2-270
COOPER STATION	2-078	QUAD CITIES 1	2-274
CRYSTAL RIVER 3	2-082	QUAD CITIES 2	2-278
DAVIS-BESSE 1	2-088	RANCHO SECO 1	2-282
DIABLO CANYON 1	2-092	ROBINSON 2	2-288
DRESDEN 2	2-098	SALEM 1	2-292
DRESDEN 3	2-102	SALEM 2	2-296
DUANE ARNOLD	2-106	SAN ONOFRE 1	2-300
FARLEY 1	2-110	SAN ONOFRE 2	2-306
FARLEY 2	2-114	SAN ONOFRE 3	2-312
FITZPATRICK	2-118	SEQUOYAH 1	2-318
FORT CALHOUN 1	2-122	SEQUOYAH 2	2-324
FORT ST VRAIN	2-126	ST LUCIE 1	2-330
GINNA	2-130	ST LUCIE 2	2-334
GRAND GULF 1	2-134	SUMMER 1	2-338
HADDAM NECK	2-138	SURRY 1	2-342
HATCH 1	2-142	SURRY 2	2-348
HATCH 2	2-146	SUSQUEHANNA 1	2-352
INDIAN POINT 2	2-150	SUSQUEHANNA 2	2-356
INDIAN POINT 3	2-154	THREE MILE ISLAND 1	2-360
KEWAUNEE	2-158	TROJAN	2-364
LA CROSSE	2-162	TURKEY POINT 3	2-368
LASALLE 1	2-166	TURKEY POINT 4	2-374
LASALLE 2	2-170	VERMONT YANKEE 1	2-380
LIMERICK 1	2-174	WASHINGTON NUCLEAR 2	2-384
MAINE YANKEE	2-178	WATERFORD 3	2-390
MCGUIRE 1	2-182	WOLF CREEK 1	2-394
MCGUIRE 2	2-186	YANKEE-ROWE 1	2-398
MILLSTONE 1	2-190	ZION 1	2-402
MILLSTONE 2	2-194	ZION 2	2-406
MONTICELLO	2-198		

SECTION 1

**CURRENT
DATA
SUMMARIES**

MONTHLY HIGHLIGHTS

***** 86 IN COMMERCIAL OPERATION 69,750 CAPACITY MWe (Net) --Based upon maximum dependable
 * LICENSED * (a) 5 IN POWER ASCENSION. 5,771 capacity; design elec. rating
 * POWER * used if MDC not determined
 * REACTORS * (b) 91 LICENSED TO OPERATE 75,521 TOTAL
 ***** (c) 3 LICENSED FOR FUEL LOADING
 AND LOW POWER TESTING

MDC NET		(b) Excludes these plants	1. DRESDEN 1.....200	DER	(c) DIABLO CANYON 2 .. 04/26/85 .. 1106	DATE	DER
(a) BYRON 1 1120	2. HUMBOLDT BAY.....65	3. TMI 2.....906		LIMERICK 1	10/26/84 ..	1065
WATERFORD 3 1104	which are shut down			SHOREHAM	07/03/85 ..	820
PALO VERDE 1 1304	indefinitely					
WOLF CREEK 1 1150						
ENRICO FERMI 2 1093						

		REPORT MONTH	PREVIOUS MONTH	YEAR-TO-DATE
***** 1. GROSS ELECTRICAL (MWe)		35,782,384	30,562,896	221,445,702
* POWER * 2. NET ELECTRICAL (MWe)		34,015,153	29,032,999	210,815,935
* GENERATION * 3. AVG. UNIT SERVICE FACTOR (%)		75.1	68.0	68.8
***** 4. AVG. UNIT AVAILABILITY FACTOR (%)		75.1	68.6	69.2
5. AVG. UNIT CAPACITY FACTOR (MDC) (%)		68.1	63.5	64.3
6. AVG. UNIT CAPACITY FACTOR (DER) (%)		66.3	61.9	62.6
7. FORCED OUTAGE RATE (%)		10.7	10.2	9.6

		% OF POTENTIAL PRODUCTION
***** 1. ENERGY ACTUALLY PRODUCED DURING THIS REPORT PERIOD.	34,015,153 NET	65.5
* ACTUAL VS. * 2. ENERGY NOT PRODUCED DUE TO SCHEDULED OUTAGES (NET).	8,426,354 MWe	16.2
* POTENTIAL * 3. ENERGY NOT PRODUCED DUE TO FORCED OUTAGES (NET)	5,665,844 MWe	10.9
* ENERGY * 4. ENERGY NOT PRODUCED FOR OTHER REASONS (NET)	3,786,650 MWe	7.3
* PRODUCTION * POTENTIAL ENERGY PRODUCTION IN THIS PERIOD BY UNITS IN COMMERCIAL OPERATION	51,894,000 MWe	100.0% TOTAL
(Using Maximum Dependable Capacity Net)		
5. ENERGY NOT PRODUCED DUE TO NRC-REQUIRED OUTAGES	714,488 MWe	
6. ENERGY NOT PRODUCED DUE TO NRC RESTRICTED POWER LEVELS.	MWe	0 UNIT(S) WITH NRC RESTRICTION

	NUMBER	HOURS	PERCENT OF CLOCK TIME	MWe LOST PRODUCTION
***** 1. FORCED OUTAGES DURING REPORT PERIOD	53	6,564.4	10.3	5,665,844
* OUTAGE * 2. SCHEDULED OUTAGES DURING REPORT PERIOD.	25	9,395.6	14.7	8,426,354
* DATA * TOTAL	78	15,960.0	24.9	14,092,197

MWe LOST PRODUCTION = Down time X maximum dependable capacity net

MONTHLY HIGHLIGHTS

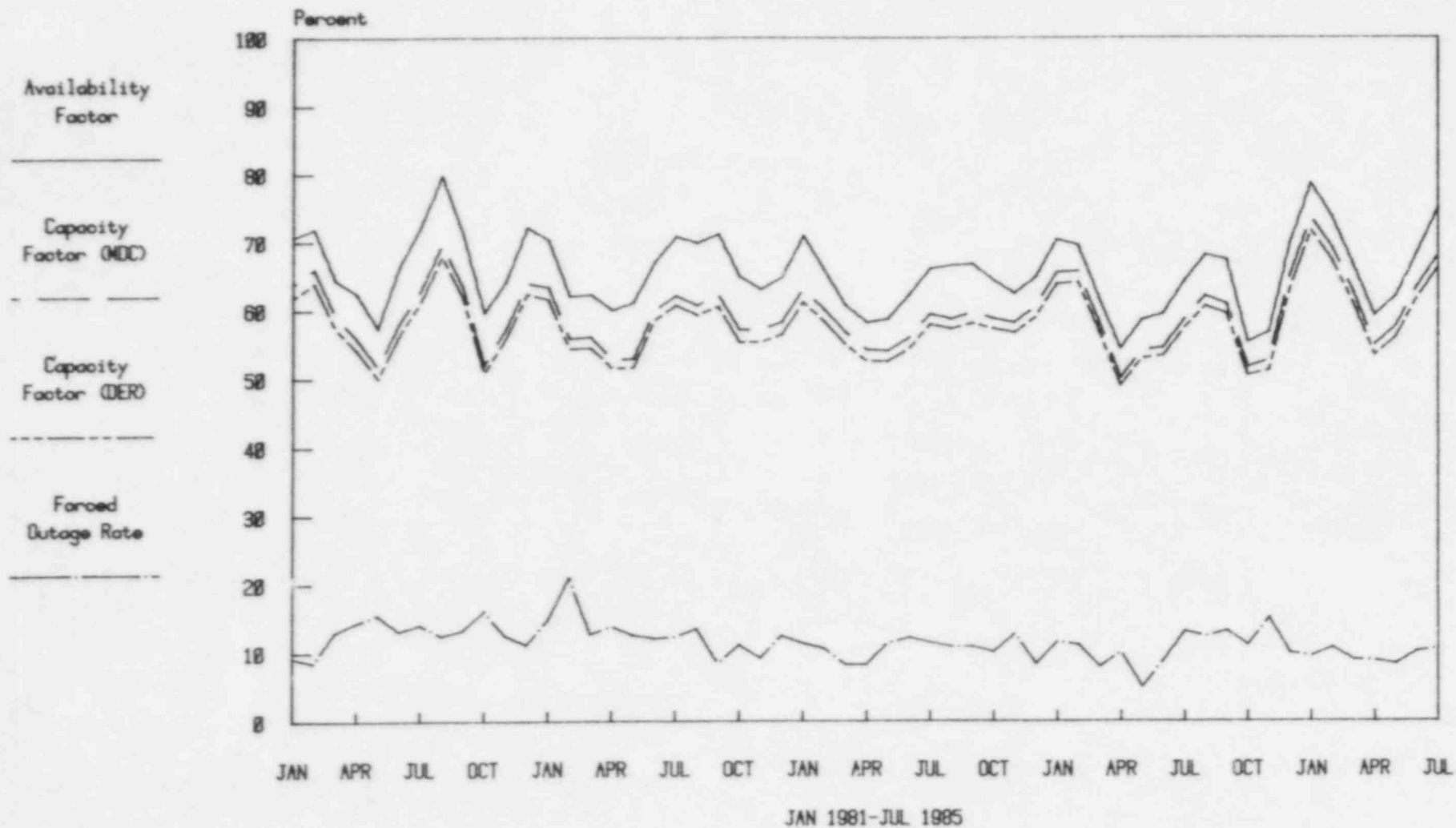
		NUMBER	HOURS LOST
*****	A - Equipment Failure	42	4,705.8
* REASONS *	B - Maintenance or Test	10	672.3
* FOR *	C - Refueling	15	8,511.3
* SHUTDOWNS *	D - Regulatory Restriction	2	965.2
*****	E - Operator Training & License Examination	0	0.0
	F - Administrative	1	744.0
	G - Operational Error	6	299.2
	H - Other	2	62.2
	TOTAL	78	15,960.0

		MDC (MWe Net)	POWER LIMIT (MWe Net)	TYPE
*****	FORT ST VRAIN	330	280	Self-imposed
* DERATED *	SAN ONOFRE 1	436	390	Self-imposed
* UNITS *	WASHINGTON NUCLEAR*	*00	775	Self-imposed

	UNIT	REASON	UNIT	REASON	UNIT	REASON	UNIT	REASON
*****	BROWNS FERRY 1	C	BROWNS FERRY 2	C	BROWNS FERRY 3	F	BRUNSWICK 1	C
* SHUTDOWNS *	CALVERT CLIFFS 1	C	CALVERT CLIFFS 2	A	COOK 1	C	COOK 2	A
* GREATER *	COOPER STATION	C	CRYSTAL RIVER 3	C	DAVIS-BESSE 1	A	DUANE ARNOLD	C
* THAN 72 HRS *	FORT ST VRAIN	A,G	HATCH 1	A	INDIAN POINT 3	C	LASALLE 1	A
* EACH *	LASALLE 2	B	MCGUIRE 2	A	MILLSTONE 2	A,C	NORTH ANNA 2	A
*****	OCONEE 2	A	OYSTER CREEK 1	D	PEACH BOTTOM 2	C	PEACH BOTTOM 3	C
	RANCHO SECO 1	C	SALEM 2	A	SEQUOYAH 1	A	SUSQUEHANNA 2	A
	THREE MILE ISLAND 1	D	TROJAN	A,C	TURKEY POINT 3	A,C		

Unit Availability, Capacity, Forced Outage

Avg. Unit Percentage as of 07-31-85



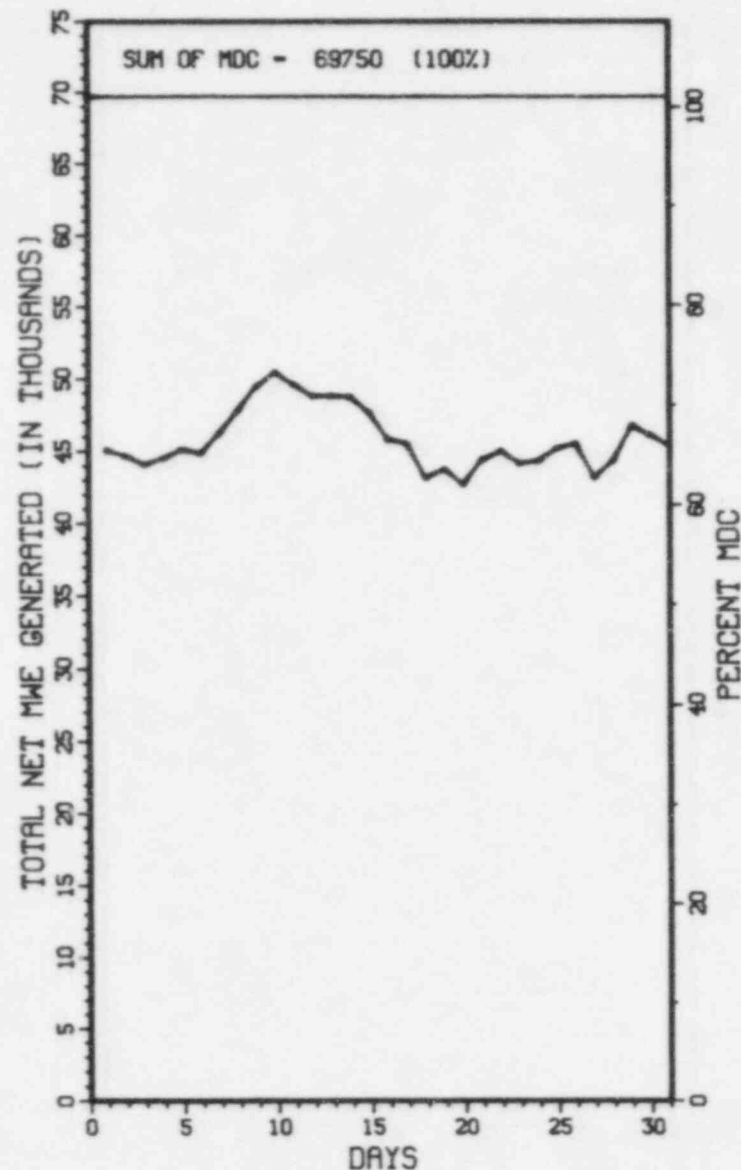
AVERAGE DAILY POWER LEVEL FOR ALL COMMERCIALY OPERATING UNITS

This chart depicts the average daily power level for the units in commercial operation during the month.

The straight line on the graph labelled "SUM OF MDC" is plotted at the value shown by summing the separate maximum dependable capacities of the commercially operating units (in Net MWe). The plot shown below the line is calculated by summing the separate average daily power levels of the same units for each day of the month.

The scale on the left vertical axis runs in 1,000 MWe increments from 0 to 55,000 MWe (Net). The right vertical axis shows the percentage in 10% increments, up to 100% of the "SUM OF MDC".

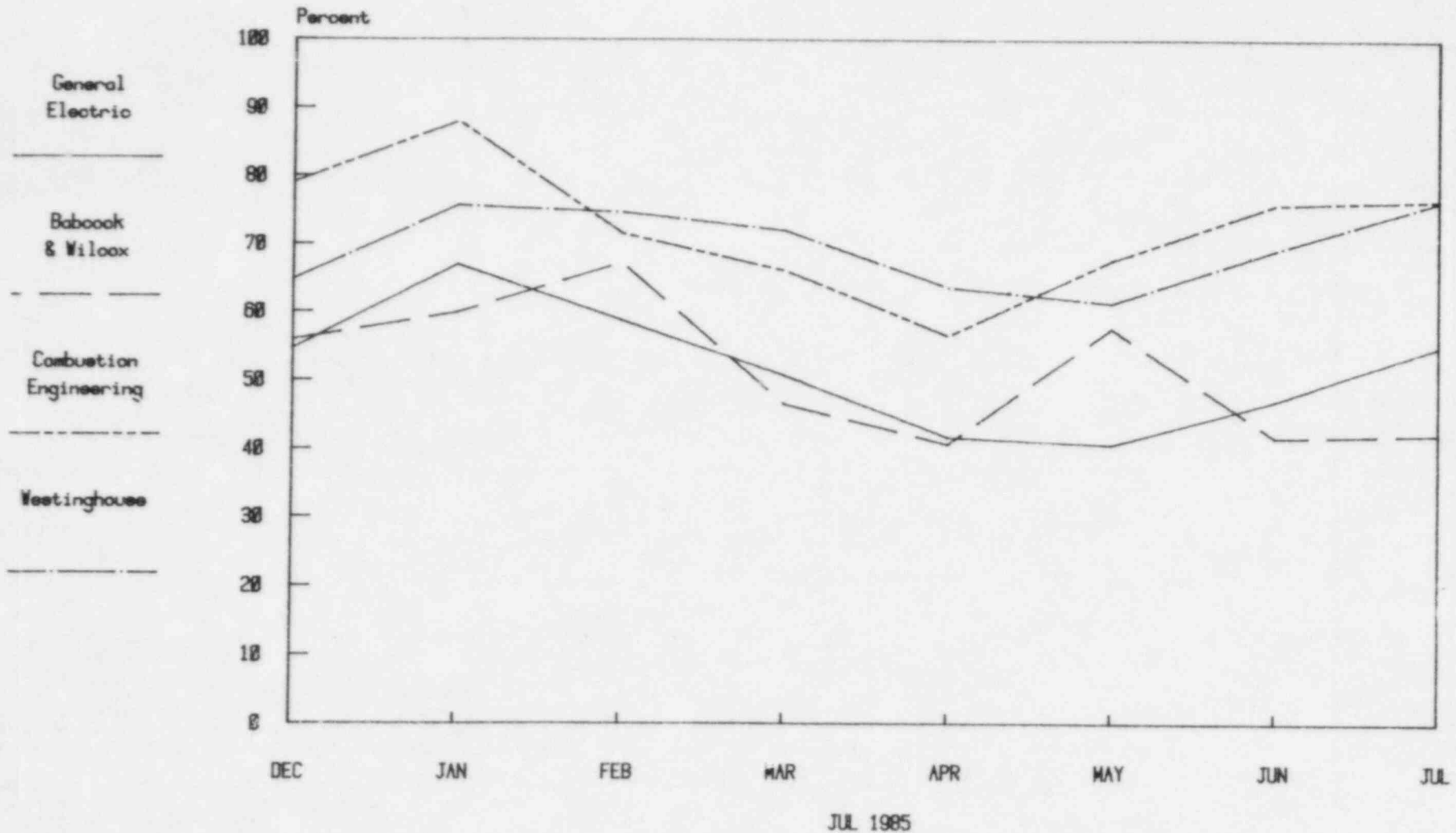
It should be recognized that the 100% line would be obtainable only if all of the commercially operating units operated at 100% capacity, 24 hours per day, for the entire month. In other words, since any power generator must occasionally shut down to refuel and/or perform needed maintenance, and also since 100% capacity production is not always required by power demands, the 100% line is a theoretical goal and not a practical one.



JULY 1985

Vendor Average Capacity Factors

As of 07-31-85



NOTE: This display of average capacity factors provides a general performance comparison of plants supplied by the four nuclear steam supply system vendors. One must be careful when drawing conclusions regarding the reasons for the performance levels indicated, since plant performance may be affected by unspecified factors such as: (1) various plant designs and models are included for each vendor; (2) turbine/generators and (3) different architect/engineers are also involved.

AVERAGE CAPACITY FACTORS BY VENDORS

***** CFMDC	CFMDC	CFMDC	CFMDC
* GENERAL * 0.0 BROWNS FERRY 1	0.0 BROWNS FERRY 2	0.0 BROWNS FERRY 3	0.0 BRUNSWICK 1
* ELECTRIC * 83.6 BRUNSWICK 2	0.0 COOPER STATION	88.6 DRESDEN 2	87.2 DRESDEN 3
***** 16.4 DUANE ARNOLD	85.1 FITZPATRICK	78.3 GRAND GULF 1	70.8 HATCH 1
100.8 HATCH 2	32.3 LASALLE 1	18.4 LASALLE 2	96.7 MILLSTONE 1
94.6 MONTICELLO	95.4 NINE MILE POINT 1	56.5 OYSTER CREEK 1	24.8 PEACH BOTTOM 2
28.1 PEACH BOTTOM 3	96.9 PILGRIM 1	93.9 QUAD CITIES 1	96.2 QUAD CITIES 2
98.5 SUSQUEHANNA 1	73.9 SUSQUEHANNA 2	90.8 VERMONT YANKEE 1	45.2 WASHINGTON NUCLEAR*

***** CFMDC	CFMDC	CFMDC	CFMDC
* BABCOCK & * 97.0 ARKANSAS 1	0.0 CRYSTAL RIVER 3	0.0 DAVIS-BESSE 1	95.0 OCONEE 1
* WILCOX * 63.3 OCONEE 2	78.2 OCONEE 3	0.0 RANCHO SECO 1	0.0 THREE MILE ISLAND 1

***** CFMDC	CFMDC	CFMDC	CFMDC
* COMBUSTION * 81.9 ARKANSAS 2	0.0 CALVERT CLIFFS 1	74.4 CALVERT CLIFFS 2	97.7 FORT CALHOUN 1
* ENGINEERING * 85.4 MAINE YANKEE	61.3 MILLSTONE 2	114.8 PALISADES	99.6 SAN ONOFRE 2
***** 48.8 SAN ONOFRE 3	100.1 ST LUCIE 1	98.1 ST LUCIE 2	

***** CFMDC	CFMDC	CFMDC	CFMDC
* WESTINGHOUSE* 90.5 BEAVER VALLEY 1	85.0 CALLAWAY 1	76.0 CATAWBA 1	0.0 COOK 1
***** 38.7 COOK 2	97.9 DIABLO CANYON 1	93.9 FARLEY 1	92.8 FARLEY 2
101.0 GINNA	93.5 HADDAM NECK	97.9 INDIAN POINT 2	0.0 INDIAN POINT 3
103.6 KEWAUNEE	88.0 MCGUIRE 1	34.6 MCGUIRE 2	99.0 NORTH ANNA 1
80.3 NORTH ANNA 2	100.7 POINT BEACH 1	99.4 POINT BEACH 2	98.6 PRAIRIE ISLAND 1
96.3 PRAIRIE ISLAND 2	101.9 ROBINSON 2	99.7 SALEM 1	57.0 SALEM 2
83.5 SAN ONOFRE 1	83.8 SEQUOYAH 1	96.3 SEQUOYAH 2	99.5 SUMMER 1
90.8 SURRY 1	62.0 SURRY 2	55.4 TROJAN	11.0 TURKEY POINT 3
91.7 TURKEY POINT 4	101.3 YANKEE-ROWE 1	95.7 ZION 1	67.2 ZION 2

***** Units excluded are:
 * OTHER INFO * BIG ROCK POINT
 ***** DRESDEN 1
 FORT ST VRAIN
 HUMBOLDT BAY
 LACROSSE
 THREE MILE ISLAND 2

Capacity factor in this page, denoted as CFMDC, is a function of the net maximum dependable capacity. See the corresponding definition in the glossary. The vendor averages are computed by the formula:

Net Electrical Energy Produced by Vendor x 100%

 Potential Electrical Production by Vendor in this Month

	GE BWRs	West PWRs	Comb PWRs	B&W PWRs	ALL PWRs
NET ELECTRICAL					
PRODUCTION.....	9,608,494	17,051,454	5,176,417	2,116,965	24,344,836
MDC NET.....	23,471	30,008	9,078	6,746	45,832
CFMDC.....	55.0	76.4	76.6	42.2	71.4

MEMORANDA

THE FOLLOWING UNITS USE WEIGHTED AVERAGES TO CALCULATE CAPACITY FACTORS:

ITEM 22

BIG ROCK POINT 1
CALVERT CLIFFS 1 & 2
FARLEY 1
FITZPATRICK
FORT CALHOUN 1
INDIAN POINT 2*
KEWAUNEE
OYSTER CREEK 1
POINT BEACH 1 & 2
THREE MILE ISLAND 1
TURKEY POINT 3 & 4

ITEM 22 & 23

GINNA
HADDAM NECK (CONNECTICUT YANKEE)
MAINE YANKEE
MILLSTONE 2
OCONEE 1, 2, & 3
YANKEE-ROWE 1

*COMPUTED SINCE 7/1/74, THE DATE OF COMPLETION OF A 100 DAY - 100% POWER OPERATION TEST.

THE FOLLOWING UNITS USE THE DATE OF FIRST ELECTRICAL GENERATION INSTEAD OF COMMERCIAL OPERATION,
FOR THEIR CUMULATIVE DATA:

ITEMS 20 THROUGH 24

COOK 1 & 2
BEAVER VALLEY 1
SAN ONOFRE 1

ITEM 24 ONLY

BIG ROCK POINT 1

ERRATA
CORRECTIONS TO PREVIOUSLY REPORTED DATA

NOTE: THESE CHANGES ARE REFLECTED IN THE DATA CONTAINED IN THE CURRENT REPORT

REVISED MONTHLY HIGHLIGHTS

N O N E
N O N E
N O N E

SECTION 2

**OPERATING
POWER
REACTORS**

1. Docket: 50-313 O P E R A T I N G S T A T U S

2. Reporting Period: 07/01/85 Outage + On-line Hrs: 744.0

3. Utility Contact: W. E. CONVERSE (501) 964-3188

4. Licensed Thermal Power (MWt): 2568

5. Nameplate Rating (Gross MWe): 1003 X 0.9 = 903

6. Design Electrical Rating (Net MWe): 850

7. Maximum Dependable Capacity (Gross MWe): 883

8. Maximum Dependable Capacity (Net MWe): 836

9. If Changes Occur Above Since Last Report, Give Reasons:
NONE

10. Power Level To Which Restricted, If Any (Net MWe): _____

11. Reasons for Restrictions, If Any: _____
NONE

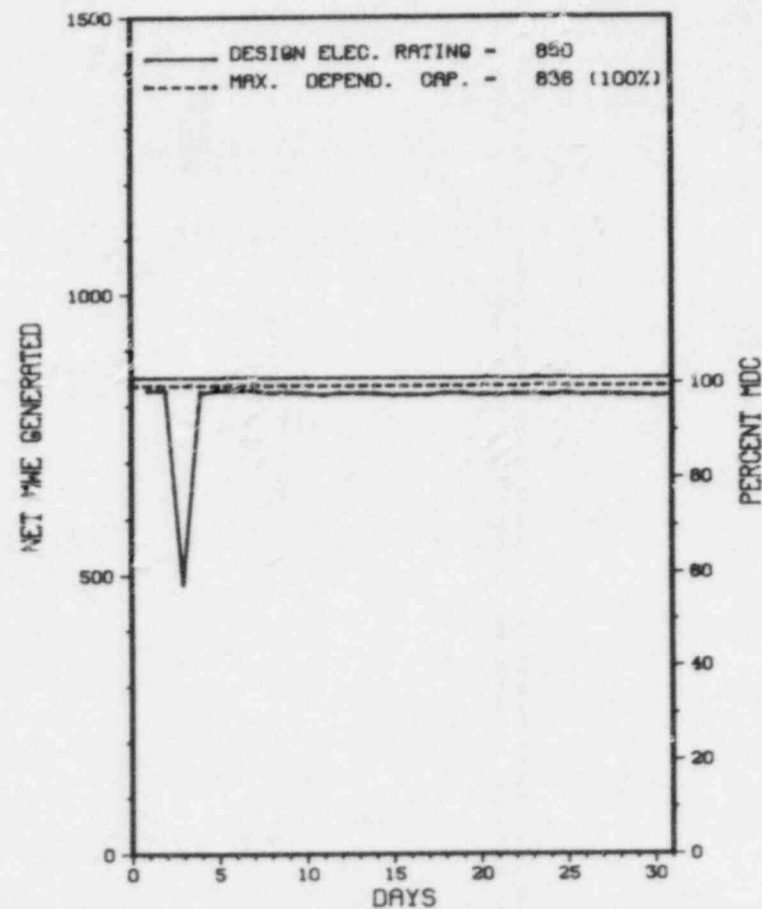
	MONTH	YEAR	CUMULATIVE
12. Report Period Hrs	<u>744.0</u>	<u>5,087.0</u>	<u>93,066.0</u>
13. Hours Reactor Critical	<u>744.0</u>	<u>3,898.3</u>	<u>62,556.0</u>
14. Rx Reserve Shtdwn Hrs	<u>.0</u>	<u>.0</u>	<u>5,044.0</u>
15. Hrs Generator On-Line	<u>744.0</u>	<u>3,786.0</u>	<u>61,189.5</u>
16. Unit Reserve Shtdwn Hrs	<u>.0</u>	<u>.0</u>	<u>817.5</u>
17. Gross Therm Ener (MWH)	<u>1,882,937</u>	<u>9,256,460</u>	<u>145,609,271</u>
18. Gross Elec Ener (MWH)	<u>630,910</u>	<u>3,112,969</u>	<u>48,075,240</u>
19. Net Elec Ener (MWH)	<u>603,618</u>	<u>2,953,690</u>	<u>45,816,212</u>
20. Unit Service Factor	<u>100.0</u>	<u>74.4</u>	<u>65.7</u>
21. Unit Avail Factor	<u>100.0</u>	<u>74.4</u>	<u>66.6</u>
22. Unit Cap Factor (MDC Net)	<u>97.0</u>	<u>69.5</u>	<u>58.9</u>
23. Unit Cap Factor (DER Net)	<u>95.4</u>	<u>68.3</u>	<u>57.9</u>
24. Unit Forced Outage Rate	<u>.0</u>	<u>15.7</u>	<u>15.2</u>
25. Forced Outage Hours	<u>.0</u>	<u>703.2</u>	<u>10,956.1</u>
26. Shutdowns Sched Over Next 6 Months (Type, Date, Duration): <u>NONE</u>			

27. If Currently Shutdown Estimated Startup Date: N/A

* ARKANSAS 1 *

AVERAGE DAILY POWER LEVEL (MWe) PLOT

ARKANSAS 1



JULY 1985

Report Period JUL 1985

UNIT SHUTDOWNS / REDUCTIONS

* ARKANSAS 1 *

No.	Date	Type	Hours	Reason	Method	LER Number	System	Component	Cause & Corrective Action to Prevent Recurrence
85-08	07/03/85	F	0.0	A	5		SJ	P	POWER REDUCTION TO 40% FOR REPAIR TO "B" MFW PUMP CONTROL SYSTEM.

* SUMMARY *

ARKANSAS 1 OPERATED WITH 1 REDUCTION FOR EQUIPMENT FAILURE DURING JULY.

Type	Reason	Method	System & Component
F-Forced	A-Equip Failure	1-Manual	Exhibit F & H
S-Sched	B-Maint or Test	2-Manual Scram	Instructions for
	C-Refueling	3-Auto Scram	Preparation of
	D-Regulatory Restriction	4-Continued	Data Entry Sheet
	E-Operator Training	5-Reduced Load	Licensee Event Report
	& License Examination	9-Other	(LER) File (NUREG-0161)

* ARKANSAS 1 *

FACILITY DATA

Report Period JUL 1985

FACILITY DESCRIPTION

LOCATION
STATE.....ARKANSAS
COUNTY.....POPE
DIST AND DIRECTION FROM
NEAREST POPULATION CTR...6 MI WNW OF
RUSSELLVILLE, AR
TYPE OF REACTOR.....PWR
DATE INITIAL CRITICALITY...AUGUST 6, 1974
DATE ELEC ENER 1ST GENER...AUGUST 17, 1974
DATE COMMERCIAL OPERATE...DECEMBER 19, 1974
CONDENSER COOLING METHOD...ONCE THRU
CONDENSER COOLING WATER...DARDANELLE RESERVOIR
ELECTRIC RELIABILITY
COUNCIL.....SOUTHWEST POWER POOL

UTILITY & CONTRACTOR INFORMATION

UTILITY
LICENSEE.....ARKANSAS POWER & LIGHT
CORPORATE ADDRESS.....NINTH & LOUISIANA STREETS
LITTLE ROCK, ARKANSAS 72203
CONTRACTOR
ARCHITECT/ENGINEER.....BECHTEL
NUC STEAM SYS SUPPLIER...BABCOCK & WILCOX
CONSTRUCTOR.....BECHTEL
TURBINE SUPPLIER.....WESTINGHOUSE

REGULATORY INFORMATION

IE REGION RESPONSIBLE.....IV
IE RESIDENT INSPECTOR.....B. JOHNSON
LICENSING PROJ MANAGER....G. VISSING
DOCKET NUMBER.....50-313
LICENSE & DATE ISSUANCE...DPR-51, MAY 21, 1974
PUBLIC DOCUMENT ROOM.....ARKANSAS TECH UNIVERSITY
RUSSELLVILLE, ARKANSAS 72801

INSPECTION STATUS

INSPECTION SUMMARY

INSPECTION CONDUCTED APRIL 1-30, 1985 (85-07)

ROUTINE, UNANNOUNCED INSPECTION INCLUDING OPERATIONAL SAFETY VERIFICATION, MAINTENANCE, SURVEILLANCE, FOLLOWUP ON PREVIOUSLY IDENTIFIED ITEMS, FOLLOWUP ON IE INFORMATION NOTICES, EMERGENCY PREPAREDNESS EXERCISE, AND FOLLOWUP ON GENERIC LETTER (GL) 83-28.

WITHIN THE AREAS INSPECTED, NO VIOLATIONS WERE IDENTIFIED

INSPECTION CONDUCTED APRIL 22-26, 1985 (85-12)

ROUTINE, UNANNOUNCED INSPECTION OF THE SECURITY PLANS, MANAGEMENT EFFECTIVENESS, SECURITY PROGRAM AUDIT, TESTING AND MAINTENANCE, PHYSICAL BARRIERS - PROTECTED AREA (PA) AND VITAL AREA (VA), LIGHTING, COMPENSATORY MEASURES, ASSESSMENT AIDS, ACCESS CONTROL-PERSONNEL, VEHICLES AND PACKAGES, AND DETECTION AIDS IN PAS AND VAS.

WITHIN THE AREAS INSPECTED, THREE VIOLATIONS WERE IDENTIFIED (INADEQUATE MANAGEMENT CONTROL, INADEQUATE SECURITY MAINTENANCE, AND PERSONNEL ACCESS CONTROL).

INSPECTION CONDUCTED MAY 1-31, 1985 (85-13)

ROUTINE, UNANNOUNCED INSPECTION INCLUDING OPERATIONAL SAFETY VERIFICATION, MAINTENANCE OBSERVATIONS, SURVEILLANCE, OPERATOR REQUALIFICATION TRAINING, MAINTENANCE RECORDS REVIEW, FOLLOWUP ON PREVIOUSLY IDENTIFIED ITEMS, AND FOLLOWUP ON IE BULLETINS.

INSPECTION STATUS - (CONTINUED)

INSPECTION SUMMARY

ENFORCEMENT SUMMARY

OTHER ITEMS

NONE

NONE

MANAGERIAL ITEMS:

NONE

PLANT STATUS:

POWER OPERATION

LAST IE SITE INSPECTION DATE: MAY 1-31, 1985

INSPECTION REPORT NO: 50-313/85-13

REPORTS FROM LICENSEE

PAGE 2-005

1. Docket: 50-363 OPERATING STATUS

2. Reporting Period: 07/01/85 Outage + On-line Hrs: 744.0

3. Utility Contact: D. F. HARRISON (501) 964-3743

4. Licensed Thermal Power (MWh): 2815

5. Nameplate Rating (Gross MWe): 943

6. Design Electrical Rating (Net MWe): 912

7. Maximum Dependable Capacity (Gross MWe): 897

8. Maximum Dependable Capacity (Net MWe): 858

9. If Changes Occur Above Since Last Report, Give Reasons:

NONE

10. Power Level To Which Restricted, If Any (Net MWe):

11. Reasons for Restrictions, If Any:

NONE

	MONTH	YEAR	CUMULATIVE
12. Report Period Hrs	<u>744.0</u>	<u>5,087.0</u>	<u>46,895.0</u>
13. Hours Reactor Critical	<u>698.1</u>	<u>3,374.4</u>	<u>32,679.0</u>
14. Rx Reserve Shtdwn Hrs	<u>.0</u>	<u>.0</u>	<u>1,430.1</u>
15. Hrs Generator On-Line	<u>690.7</u>	<u>3,098.2</u>	<u>31,491.4</u>
16. Unit Reserve Shtdwn Hrs	<u>.0</u>	<u>.0</u>	<u>75.0</u>
17. Gross Therm Ener (MWH)	<u>1,683,594</u>	<u>7,494,916</u>	<u>79,548,594</u>
18. Gross Elec Ener (MWH)	<u>551,718</u>	<u>2,496,445</u>	<u>26,013,201</u>
19. Net Elec Ener (MWH)	<u>522,532</u>	<u>2,352,781</u>	<u>24,762,694</u>
20. Unit Service Factor	<u>92.8</u>	<u>60.9</u>	<u>67.2</u>
21. Unit Avail Factor	<u>92.8</u>	<u>60.9</u>	<u>67.3</u>
22. Unit Cap Factor (MDC Net)	<u>81.9</u>	<u>53.9</u>	<u>61.5</u>
23. Unit Cap Factor (DER Net)	<u>77.0</u>	<u>50.7</u>	<u>57.9</u>
24. Unit Forced Outage Rate	<u>7.2</u>	<u>7.7</u>	<u>16.5</u>
25. Forced Outage Hours	<u>53.3</u>	<u>260.1</u>	<u>6,228.5</u>

26. Shutdowns Sched Over Next 6 Months (Type, Date, Duration):

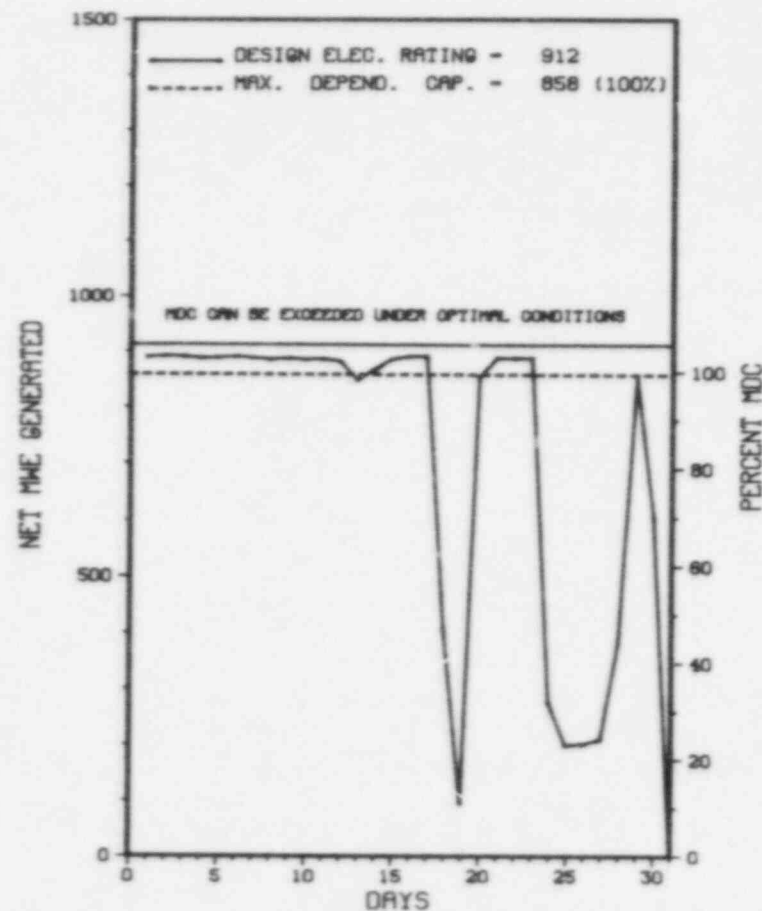
NONE

27. If Currently Shutdown Estimated Startup Date: 08/15/85

* ARKANSAS 2 *

AVERAGE DAILY POWER LEVEL (MWe) PLOT

ARKANSAS 2



JULY 1985

Report Period JUL 1985

UNIT SHUTDOWNS / REDUCTIONS

* ARKANSAS 2 *

No.	Date	Type	Hours	Reason	Method	LER Number	System	Component	Cause & Corrective Action to Prevent Recurrence
8508	07/18/85	F	26.5	A	3	85-014	JC	XXXXXX	REACTOR TRIP ON LOW DNBR DURING PPS MATRIX TESTING DUE TO A LOSS OF POWER TO THE CEAS. PPS TESTING WAS COMPLETED AND THE UNIT PLACED BACK ON LINE.
8509	07/24/85	F	0.0	A	5		ZZ	ZZZZZZ	THE UNIT WAS REDUCED TO 30% FULL POWER DUE TO CONDENSER TUBE LEAKS. THE WATERBOXES WERE ISOLATED, THE TUBES WERE PLUGGED, AND THE UNIT RETURNED TO 100% FULL POWER.
8510	07/30/85	F	26.8	B	3	85-016	JC	XXXXXX	REACTOR TRIP ON LOW DNBR. DURING TESTING OF "D" CPC A CEA POSITION DEVIATION SIGNAL WAS GENERATED BY CEAC-2, WHICH WAS FED THROUGH TO THE OTHER ON-LINE CPCs, CAUSING THEN TO GENERATE HIGH PENALTY FACTORS.

* SUMMARY *

ARKANSAS 2 OPERATED WITH 2 OUTAGES FOR EQUIPMENT FAILURE DURING JULY AND SHUT DOWN FOR MAINTENANCE ON JULY 31ST.

Type	Reason	Method	System & Component
F-Forced	A-Equip Failure	1-Manual	Exhibit F & H
S-Sched	B-Maint or Test	2-Manual Scram	Instructions for
	C-Refueling	3-Auto Scram	Preparation of
	D-Regulatory Restriction	4-Continued	Data Entry Sheet
	E-Operator Training	5-Reduced Load	Licensee Event Report
	& License Examination	9-Other	(LER) File (NUREG-0161)

* ARKANSAS 2 *

FACILITY DATA

Report Period JUL 1985

FACILITY DESCRIPTION

LOCATION
STATE.....ARKANSAS

COUNTY.....POPE

DIST AND DIRECTION FROM
NEAREST POPULATION CTR...6 MI WNW OF
RUSSELLVILLE, AR

TYPE OF REACTOR.....PWR

DATE INITIAL CRITICALITY...DECEMBER 5, 1978

DATE ELEC ENER 1ST GENER...DECEMBER 26, 1978

DATE COMMERCIAL OPERATE...MARCH 26, 1980

CONDENSER COOLING METHOD...COOLING TOWER

CONDENSER COOLING WATER...DARDANELLE RESERVOIR

ELECTRIC RELIABILITY
COUNCIL.....SOUTHWEST POWER POOL

UTILITY & CONTRACTOR INFORMATION

UTILITY
LICENSEE.....ARKANSAS POWER & LIGHT

CORPORATE ADDRESS.....NINTH & LOUISIANA STREETS
LITTLE ROCK, ARKANSAS 72203

CONTRACTOR
ARCHITECT/ENGINEER.....BECHTEL

NUC STEAM SYS SUPPLIER...COMBUSTION ENGINEERING

CONSTRUCTOR.....BECHTEL

TURBINE SUPPLIER.....GENERAL ELECTRIC

REGULATORY INFORMATION

IE REGION RESPONSIBLE.....IV

IE RESIDENT INSPECTOR.....W. JOHNSON

LICENSING PROJ MANAGER....R. LEE
DOCKET NUMBER.....50-368

LICENSE & DATE ISSUANCE...NPF-6, SEPTEMBER 1, 1978

PUBLIC DOCUMENT ROOM.....ARKANAS TECH UNIVERSITY
RUSSVILLE, ARKANSAS 72801

INSPECTION STATUS

INSPECTION SUMMARY

INSPECTION CONDUCTED APRIL 1-30, 1985 (85-07)

ROUTINE, UNANNOUNCED INSPECTION INCLUDING OPERATIONAL SAFETY VERIFICATION, MAINTENANCE, SURVEILLANCE, FOLLOWUP ON PREVIOUSLY IDENTIFIED ITEMS, FOLLOWUP ON LICENSEE EVENT REPORTS (LERS), FOLLOWUP ON IE INFORMATION NOTICES, SPENT FUEL POOL ACTIVITIES, EMERGENCY PREPAREDNESS EXERCISE, FOLLOWUP ON GL 83-28, FACILITY MODIFICATIONS, REFUELING ACTIVITIES, AND PIPE SUPPORT AND RESTRAINT SYSTEMS.

WITHIN THE AREAS INSPECTED, TWO VIOLATIONS WERE IDENTIFIED (FAILURE TO FOLLOW REQUIREMENTS FOR A RADIOLOGICALLY POSTED AREA, AND FAILURE TO INSTALL A FIRE DOOR (FD) IN ACCORDANCE WITH AN APPROVED PLANT DESIGN CHANGE).

INSPECTION CONDUCTED MAY 13-14, 1985 (85-08)

ROUTINE, UNANNOUNCED INSPECTION OF THE LICENSEE'S RADIOACTIVE MATERIAL (RAM) TRANSPORTATION ACTIVITIES, LOW-LEVEL RADIOACTIVE WASTE (LLRW) MANAGEMENT PROGRAM AND LLRW ONSITE STORAGE FACILITIES.

WITHIN THE AREAS INSPECTED, NO VIOLATIONS OR DEVIATIONS WERE IDENTIFIED.

INSPECTION CONDUCTED APRIL 22-26, 1985 (85-12)

ROUTINE, UNANNOUNCED INSPECTION OF THE SECURITY PLANS, MANAGEMENT EFFECTIVENESS, SECURITY PROGRAM AUDIT, TESTING AND MAINTENANCE,
PAGE 2-008

INSPECTION STATUS - (CONTINUED)

INSPECTION SUMMARY

WITHIN THE AREAS INSPECTED, TWO VIOLATIONS WERE IDENTIFIED (FIRE DOORS LEFT OPEN, AND INADEQUATE EMERGENCY AND ABNORMAL PROCEDURE REVIEWS BY LICENSED OPERATORS).

NONE

NONE

NONE

MANAGERIAL ITEMS:

NONE

PLANT STATUS:

SHUTDOWN FOR MAINTENANCE.

LAST IE SITE INSPECTION DATE: MAY 1-31, 1985

INSPECTION REPORT NO: 50-368/85-13

Report Period JUL 1985

REPORTS FROM LICENSEE

* ARKANSAS 2 *

```
=====
NUMBER    DATE OF    DATE OF    SUBJECT
          EVENT      REPORT
-----
NONE
=====
```

THIS PAGE INTENTIONALLY LEFT BLANK

1. Docket: 50-334 O P E R A T I N G S T A T U S

2. Reporting Period: 07/01/85 Outage + On-line Hrs: 744.0

3. Utility Contact: P. A. SMITH (412) 643-1825

4. Licensed Thermal Power (MWh): 2660

5. Nameplate Rating (Gross MWe): 1026 X 0.9 = 923

6. Design Electrical Rating (Net MWe): 835

7. Maximum Dependable Capacity (Gross MWe): 860

8. Maximum Dependable Capacity (Net MWe): 810

9. If Changes Occur Above Since Last Report, Give Reasons:
NONE

10. Power Level To Which Restricted, If Any (Net MWe):

11. Reasons for Restrictions, If Any:
NONE

	MONTH	YEAR	CUMULATIVE
12. Report Period Hrs	<u>744.0</u>	<u>5,087.0</u>	<u>81,095.0</u>
13. Hours Reactor Critical	<u>705.1</u>	<u>4,729.8</u>	<u>42,089.4</u>
14. Rx Reserve Shtdwn Hrs	<u>.0</u>	<u>.0</u>	<u>4,482.7</u>
15. Hrs Generator On-Line	<u>702.4</u>	<u>4,585.4</u>	<u>40,668.4</u>
16. Unit Reserve Shtdwn Hrs	<u>.0</u>	<u>.0</u>	<u>.0</u>
17. Gross Therm Ener (MWH)	<u>1,815,511</u>	<u>11,085,646</u>	<u>94,484,151</u>
18. Gross Elec Ener (MWH)	<u>581,000</u>	<u>3,560,000</u>	<u>30,054,440</u>
19. Net Elec Ener (MWH)	<u>545,570</u>	<u>3,336,530</u>	<u>27,971,283</u>
20. Unit Service Factor	<u>94.4</u>	<u>90.1</u>	<u>52.5</u>
21. Unit Avail Factor	<u>94.4</u>	<u>90.1</u>	<u>52.5</u>
22. Unit Cap Factor (MDC Net)	<u>90.5</u>	<u>81.0</u>	<u>46.1</u>
23. Unit Cap Factor (DER Net)	<u>87.8</u>	<u>78.6</u>	<u>44.7</u>
24. Unit Forced Outage Rate	<u>5.6</u>	<u>8.2</u>	<u>25.2</u>
25. Forced Outage Hours	<u>41.6</u>	<u>411.6</u>	<u>18,283.7</u>

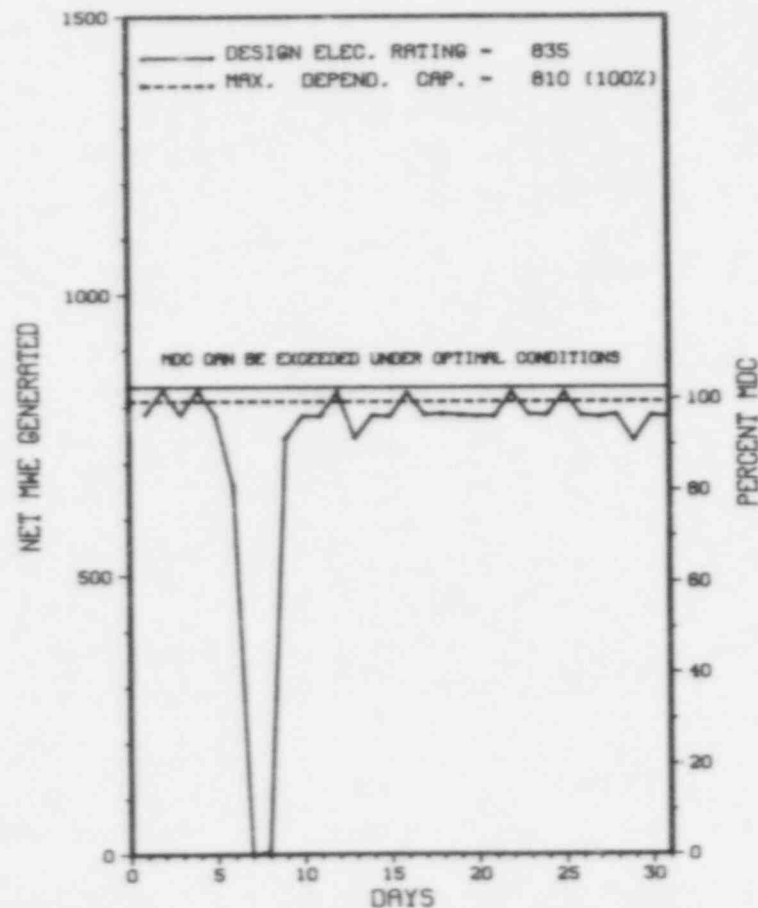
26. Shutdowns Sched Over Next 6 Months (Type, Date, Duration):
NONE

27. If Currently Shutdown Estimated Startup Date: N/A

X BEAVER VALLEY 1 X

AVERAGE DAILY POWER LEVEL (MWe) PLOT

BEAVER VALLEY 1



JULY 1985

Report Period JUL 1985

UNIT SHUTDOWNS / REDUCTIONS

* BEAVER VALLEY 1 *

No	Date	Type	Hours	Reason	Method	LER Number	System	Component	Cause & Corrective Action to Prevent Recurrence
25	07/06/85	F	0.0	B	5		HJ	PUMPXX	HEATER DRAIN PUMP SD-P-1A WAS REMOVED FROM SERVICE FOR MAINTENANCE. THE PUMP WAS REPAIRED AND RETURNED TO SERVICE.
26	07/06/85	F	41.6	A	3	85-013	HC	HTEXCH	SECONDARY SIDE HIGH CONDUCTIVITY LEVELS CAUSED BY LEAKING CONDENSER TUBES REQUIRED THE STATION TO BE TAKEN OFF LINE AT 2232 HOURS. THE LEAKING CONDENSER TUBES WERE PLUGGED AND THE STATION RETURNED TO SERVICE AT 1605 HOURS ON THE 8TH.
27	07/28/85	S	0.0	B	5		CD	VALVEX	THE STATION REDUCED POWER TO PERFORM THE MAIN STEAM TRIP VALVE TEST. THE TEST RESULTS WERE SATISFACTORY AND THE STATION WAS RETURNED TO A NOMINAL 100 PERCENT POWER LEVEL.
28	07/29/85	F	0.0	A	5		HJ	PUMPXX	POWER LEVEL WAS REDUCED TO INVESTIGATE POTENTIAL PACKING PROBLEM OF HEATER DRAIN PUMP SD-P-1A. PROBLEM RESOLVED AND POWER ESCALATION BEGAN AT 1615 HOURS ON THE 29TH.

* SUMMARY *

BEAVER VALLEY 1 OPERATED WITH 1 OUTAGE AND 3 REDUCTIONS DURING JULY.

Type	Reason	Method	System & Component
F-Forced	A-Equip Failure	1-Manual	Exhibit F & H
S-Sched	B-Maint or Test	2-Manual Scram	Instructions for
	C-Refueling	3-Auto Scram	Preparation of
	D-Regulatory Restriction	4-Continued	Data Entry Sheet
	E-Operator Training	5-Reduced load	Licensee Event Report
	& License Examination	9-Other	(LER) File (NUREG-0161)
	F-Admin		
	G-Oper Error		
	H-Other		

* BEAVER VALLEY 1 *

FACILITY DATA

Report Period JUL 1985

FACILITY DESCRIPTION

LOCATION
STATE.....PENNSYLVANIA
COUNTY.....BEAVER
DIST AND DIRECTION FROM
NEAREST POPULATION CTR...S MI E OF
E. LIVERPOOL, OH
TYPE OF REACTOR.....PWR
DATE INITIAL CRITICALITY...MAY 10, 1976
DATE ELEC ENER 1ST GENER...JUNE 14, 1976
DATE COMMERCIAL OPERATE...OCTOBER 1, 1976
CONDENSER COOLING METHOD...COOLING TOWER
CONDENSER COOLING WATER...OHIO RIVER
ELECTRIC RELIABILITY
COUNCIL.....EAST CENTRAL AREA
RELIABILITY COORDINATION
AGREEMENT

UTILITY & CONTRACTOR INFORMATION

UTILITY
LICENSEE.....DUQUESNE LIGHT
CORPORATE ADDRESS.....ONE OXFORD CENTRE, 301 GRANT STREET
PITTSBURGH, PENNSYLVANIA 15279
CONTRACTOR
ARCHITECT/ENGINEER.....STONE & WEBSTER
NUC STEAM SYS SUPPLIER...WESTINGHOUSE
CONSTRUCTOR.....STONE & WEBSTER
TURBINE SUPPLIER.....WESTINGHOUSE

REGULATORY INFORMATION

IE REGION RESPONSIBLE.....I
IE RESIDENT INSPECTOR.....W. TROSKOSKI
LICENSING PROJ MANAGER.....P. TAM
DOCKET NUMBER.....50-334
LICENSE & DATE ISSUANCE...DPR-66, JULY 2, 1976
PUBLIC DOCUMENT ROOM.....B.F. JONES MEMORIAL LIBRARY
633 FRANKLIN AVENUE
ALIQUPPA, PA 15001

INSPECTION STATUS

INSPECTION SUMMARY

NO INSPECTION INPUT PROVIDED.

ENFORCEMENT SUMMARY

NONE

OTHER ITEMS

SYSTEMS AND COMPONENTS:

NO INPUT PROVIDED.

FACILITY ITEMS (PLANS AND PROCEDURES):

NO INPUT PROVIDED.

Report Period JUL 1985

I N S P E C T I O N S T A T U S - (C O N T I N U E D)

* BEAVER VALLEY 1 *

OTHER ITEMS

MANAGERIAL ITEMS:

NO INPUT PROVIDED.

PLANT STATUS:

NO INPUT PROVIDED.

LAST IE SITE INSPECTION DATE: NO INPUT PROVIDED.

INSPECTION REPORT NO: NO INPUT PROVIDED.

R E P O R T S F R O M L I C E N S E E

=====

NUMBER	DATE OF EVENT	DATE OF REPORT	SUBJECT
--------	------------------	-------------------	---------

NO INPUT PROVIDED.

=====

1. Docket: 50-155 O P E R A T I N G S T A T U S

2. Reporting Period: 07/01/85 Outage + On-line Hrs: 744.0

3. Utility Contact: LINDA BALCH (616) 547-6537

4. Licensed Thermal Power (Mwt): 240

5. Nameplate Rating (Gross MWe): 70.6 X 0.85 = 60

6. Design Electrical Rating (Net MWe): 72

7. Maximum Dependable Capacity (Gross MWe): 73

8. Maximum Dependable Capacity (Net MWe): 69

9. If Changes Occur Above Since Last Report, Give Reasons:

NONE

10. Power Level To Which Restricted, If Any (Net MWe):

11. Reasons for Restrictions, If Any:

NONE

	MONTH	YEAR	CUMULATIVE
12. Report Period Hrs	<u>744.0</u>	<u>5,087.0</u>	<u>195,358.0</u>
13. Hours Reactor Critical	<u>744.0</u>	<u>4,549.9</u>	<u>139,242.2</u>
14. Rx Reserve Shtdwn Hrs	<u>.0</u>	<u>.0</u>	<u>.0</u>
15. Hrs Generator On-Line	<u>744.0</u>	<u>4,505.0</u>	<u>136,704.3</u>
16. Unit Reserve Shtdwn Hrs	<u>.0</u>	<u>.0</u>	<u>.0</u>
17. Gross Therm Ener (MMH)	<u>120,030</u>	<u>878,727</u>	<u>25,731,280</u>
18. Gross Elec Ener (MMH)	<u>38,895</u>	<u>282,709</u>	<u>8,139,961</u>
19. Net Elec Ener (MMH)	<u>36,410</u>	<u>267,211</u>	<u>7,696,946</u>
20. Unit Service Factor	<u>100.0</u>	<u>88.6</u>	<u>69.8</u>
21. Unit Avail Factor	<u>100.0</u>	<u>88.6</u>	<u>69.8</u>
22. Unit Cap Factor (MDC Net)	<u>70.9</u>	<u>75.7</u>	<u>58.5*</u>
23. Unit Cap Factor (DER Net)	<u>68.0</u>	<u>73.0</u>	<u>54.6</u>
24. Unit Forced Outage Rate	<u>.0</u>	<u>1.2</u>	<u>15.3</u>
25. Forced Outage Hours	<u>.0</u>	<u>52.7</u>	<u>11,107.7</u>

26. Shutdowns Sched Over Next 6 Months (Type, Date, Duration):

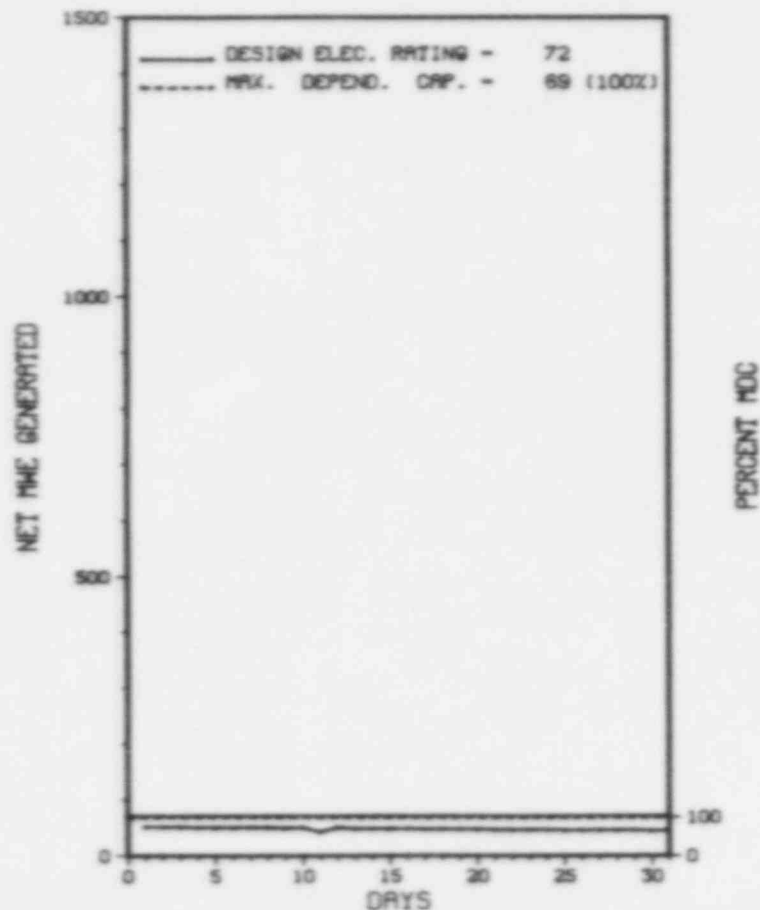
NONE

27. If Currently Shutdown Estimated Startup Date: N/A

* B I G R O C K P O I N T 1 *

AVERAGE DAILY POWER LEVEL (MWe) PLOT

BIG ROCK POINT 1



JULY 1985

* Item calculated with a Weighted Average

PAGE 2-016

Report Period JUL 1985

UNIT SHUTDOWNS / REDUCTIONS

XX
X BIG ROCK POINT 1 X
XX

No. Date Type Hours Reason Method LFR Number System Component Cause & Corrective Action to Prevent Recurrence

NONE

BIG ROCK POINT 1 OPERATED WITH NO OUTAGES OR REDUCTIONS DURING JULY.

XXXXXXXXXX
X SUMMARY X
XXXXXXXXXX

Type	Reason	Method	System & Component
F-Forced	A-Equip Failure	1-Manual	Exhibit F & H
S-Sched	B-Maint or Test	2-Manual Scram	Instructions for
	C-Refueling	3-Auto Scram	Preparation of
	D-Regulatory Restriction	4-Continued	Data Entry Sheet
	E-Operator Training	5-Reduced Load	Licensee Event Report
	F-Admin	9-Other	(LER) File (NUREG-0161)

BIG ROCK POINT 1 #

FACILITY DATA

Report Period JUL 1985

FACILITY DESCRIPTION

LOCATION
STATE.....MICHIGAN
COUNTY.....CHARLEVOIX
DIST AND DIRECTION FROM
NEAREST POPULATION CTR...4 MI NE OF
CHARLEVOIX, MICH
TYPE OF REACTOR.....BWR
DATE INITIAL CRITICALITY...SEPTEMBER 27, 1962
DATE ELEC ENER 1ST GENER...DECEMBER 8, 1962
DATE COMMERCIAL OPERATE...MARCH 29, 1963
CONDENSER COOLING METHOD...ONCE THRU
CONDENSER COOLING WATER...LAKE MICHIGAN
ELECTRIC RELIABILITY
COUNCIL.....EAST CENTRAL AREA
RELIABILITY COORDINATION
AGREEMENT

UTILITY & CONTRACTOR INFORMATION

UTILITY
LICENSEE.....CONSUMERS POWER
CORPORATE ADDRESS.....212 WEST MICHIGAN AVENUE
JACKSON, MICHIGAN 49201
CONTRACTOR
ARCHITECT/ENGINEER.....BECHTEL
NUC STEAM SYS SUPPLIER...GENERAL ELECTRIC
CONSTRUCTOR.....BECHTEL
TURBINE SUPPLIER.....GENERAL ELECTRIC

REGULATORY INFORMATION

IE REGION RESPONSIBLE.....III
IE RESIDENT INSPECTOR.....S. GUTHRIE
LICENSING PROJ MANAGER.....T. ROTELLA
DOCKET NUMBER.....50-155
LICENSE & DATE ISSUANCE...DPR-6, AUGUST 30, 1962
PUBLIC DOCUMENT ROOM.....NORTH CENTRAL MICHIGAN COLLEGE
1515 HOWARD STREET
PETOSKEY, MICHIGAN 49770

I N S P E C T I O N S T A T U S

INSPECTION SUMMARY

NONE

ENFORCEMENT SUMMARY

NONE

OTHER ITEMS

SYSTEMS AND COMPONENT PROBLEMS:

NONE

FACILITY ITEMS (PLANS AND PROCEDURES):

NONE

Report Period JUL 1985

INSPECTION STATUS - (CONTINUED)

* BIG ROCK POINT 1 *

OTHER ITEMS

MANAGERIAL ITEMS:

NONE

PLANT STATUS:

OPERATING ROUTINELY

LAST IE SITE INSPECTION DATE: JULY 30 - SEPTEMBER 30, 1985

INSPECTION REPORT NO: 85014

REPORTS FROM LICENSEE

NUMBER	DATE OF EVENT	DATE OF REPORT	SUBJECT
85-05	05/31/85	07/01/85	REACTOR DEPRESSURIZATION SYSTEM CONSTANT SUPPORT HANGER FOUND IMPROPERLY TENSIONED

1. Docket: 50-259 O P E R A T I N G S T A T U S

2. Reporting Period: 07/01/85 Outage + On-line Hrs: 744.0

3. Utility Contact: TED THOM (205) 729-0834

4. Licensed Thermal Power (Mwt): 3293

5. Nameplate Rating (Gross MWe): 1280 X 0.9 = 1152

6. Design Electrical Rating (Net MWe): 1065

7. Maximum Dependable Capacity (Gross MWe): 1098

8. Maximum Dependable Capacity (Net MWe): 1065

9. If Changes Occur Above Since Last Report, Give Reasons:

NONE

10. Power Level To Which Restricted, If Any (Net MWe):

11. Reasons for Restrictions, If Any:

NONE

	MONTH	YEAR	CUMULATIVE
12. Report Period Hrs	<u>744.0</u>	<u>5,087.0</u>	<u>96,433.0</u>
13. Hours Reactor Critical	<u>.0</u>	<u>1,647.7</u>	<u>59,520.9</u>
14. Rx Reserve Shtdwn Hrs	<u>.0</u>	<u>512.1</u>	<u>6,996.8</u>
15. Hrs Generator On-Line	<u>.0</u>	<u>1,626.6</u>	<u>58,276.4</u>
16. Unit Reserve Shtdwn Hrs	<u>.0</u>	<u>.0</u>	<u>.0</u>
17. Gross Therm Ener (MWH)	<u>0</u>	<u>4,950,821</u>	<u>167,963,338</u>
18. Gross Elec Ener (MWH)	<u>0</u>	<u>1,652,650</u>	<u>55,398,130</u>
19. Net Elec Ener (MWH)	<u>-7,410</u>	<u>1,575,196</u>	<u>53,749,017</u>
20. Unit Service Factor	<u>.0</u>	<u>32.0</u>	<u>60.4</u>
21. Unit Avail Factor	<u>.0</u>	<u>32.0</u>	<u>60.4</u>
22. Unit Cap Factor (MDC Net)	<u>.0</u>	<u>29.1</u>	<u>52.3</u>
23. Unit Cap Factor (DER Net)	<u>.0</u>	<u>29.1</u>	<u>52.3</u>
24. Unit Forced Outage Rate	<u>.0</u>	<u>55.1</u>	<u>23.6</u>
25. Forced Outage Hours	<u>.0</u>	<u>1,996.4</u>	<u>18,041.1</u>

26. Shutdowns Sched Over Next 6 Months (Type, Date, Duration):

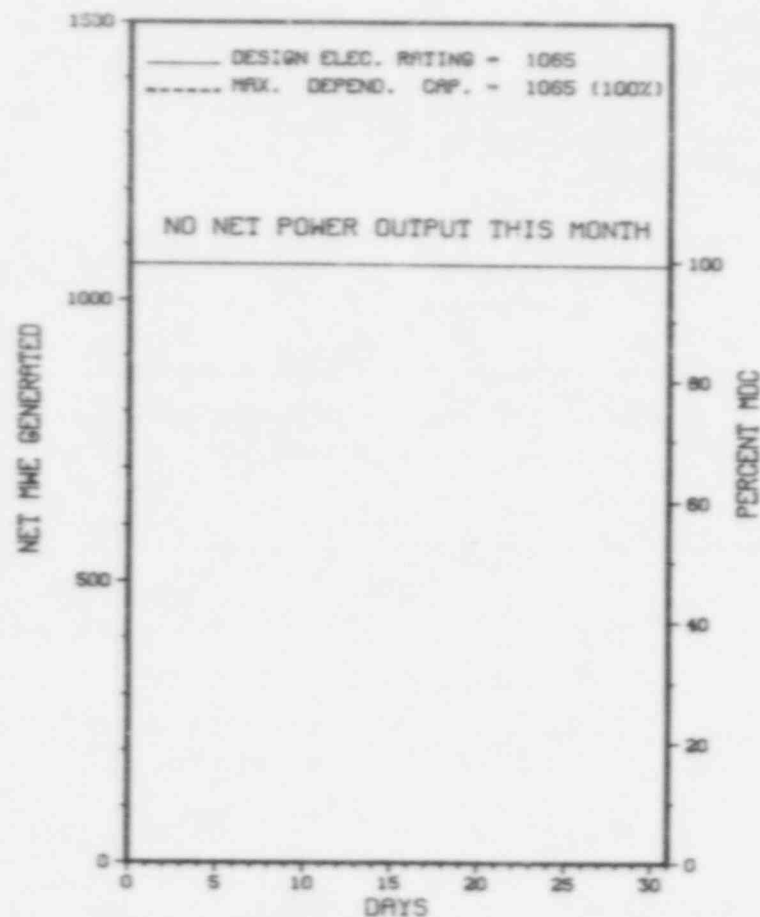
NONE

27. If Currently Shutdown Estimated Startup Date: 09/14/86

* BROWNS FERRY 1 *

AVERAGE DAILY POWER LEVEL (MWe) PLOT

BROWNS FERRY 1



JULY 1985

Report Period JUL 1985

UNIT SHUTDOWNS / REDUCTIONS

 * BROWNS FERRY 1 *

No.	Date	Type	Hours	Reason	Method	LER Number	System Component	Cause & Corrective Action to Prevent Recurrence
315	06/01/85	S	744.0	C	4		RC FUELXX	END OF CYCLE 6 REFUEL OUTAGE CONTINUES.

 * SUMMARY *

BROWNS FERRY 1 REMAINS SHUTDOWN IN A CONTINUING REFUELING/MAINTENANCE OUTAGE.

Type	Reason	Method	System & Component
F-Forced	A-Equip Failure	F-Admin	1-Manual
S-Sched	B-Maint or Test	G-Oper Error	2-Manual Scram
	C-Refueling	H-Other	3-Auto Scram
	D-Regulatory Restriction		4-Continued
	E-Operator Training		5-Reduced Load
	& License Examination		9-Other
			Exhibit F & H
			Instructions for
			Preparation of
			Data Entry Sheet
			Licensee Event Report
			(LER) File (NUREG-0161)

* BROWNS FERRY 1 *

FACILITY DATA

Report Period JUL 1985

FACILITY DESCRIPTION

LOCATION
STATE.....ALABAMA
COUNTY.....LIMESTONE
DIST AND DIRECTION FROM
NEAREST POPULATION CTR...10 MI NW OF
DECATUR, ALA
TYPE OF REACTOR.....BWR
DATE INITIAL CRITICALITY...AUGUST 17, 1973
DATE ELEC ENER 1ST GENER...OCTOBER 15, 1973
DATE COMMERCIAL OPERATE...AUGUST 1, 1974
CONDENSER COOLING METHOD...ONCE THRU
CONDENSER COOLING WATER...TENNESSEE RIVER
ELECTRIC RELIABILITY
COUNCIL.....SOUTHEASTERN ELECTRIC
RELIABILITY COUNCIL

UTILITY & CONTRACTOR INFORMATION

UTILITY
LICENSEE.....TENNESSEE VALLEY AUTHORITY
CORPORATE ADDRESS.....500A CHESTNUT STREET TOWER II
CHATTANOOGA, TENNESSEE 37401
CONTRACTOR
ARCHITECT/ENGINEER.....TENNESSEE VALLEY AUTHORITY
NUC STEAM SYS SUPPLIER...GENERAL ELECTRIC
CONSTRUCTOR.....TENNESSEE VALLEY AUTHORITY
TURBINE SUPPLIER.....GENERAL ELECTRIC

REGULATORY INFORMATION

IE REGION RESPONSIBLE.....II
IE RESIDENT INSPECTOR.....J. PAULK
LICENSING PROJ MANAGER....R. CLARK
DOCKET NUMBER.....50-259
LICENSE & DATE ISSUANCE...DPR-33, DECEMBER 20, 1973
PUBLIC DOCUMENT ROOM.....ATHENS PUBLIC LIBRARY
SOUTH AND FORREST
ATHENS, ALABAMA 35611

I N S P E C T I O N S T A T U S

INSPECTION SUMMARY

+ INSPECTION MAY 26 - JUNE 20 (85-32): THIS ROUTINE INSPECTION INVOLVED 33.5 RESIDENT INSPECTOR-HOURS IN THE AREAS OF OPERATIONAL SAFETY, MAINTENANCE OBSERVATION, REPORTABLE OCCURRENCES, LICENSEE ACTION ON PREVIOUS ENFORCEMENT ITEMS, AND REVIEW OF LICENSEE IDENTIFIED DEFICIENCIES. NO VIOLATIONS OR DEVIATIONS WERE IDENTIFIED.

INSPECTION JUNE 17-21 (85-33): THIS ROUTINE, UNANNOUNCED INSPECTION ENTAILED 11.5 INSPECTOR-HOURS ONSITE IN THE AREAS OF REACTOR COOLANT PIPING, SPECIAL WELDING APPLICATIONS AND INSERVICE INSPECTION - OBSERVATION OF WORK ACTIVITIES. ONE VIOLATION WAS IDENTIFIED - VISUAL AND ULTRASONIC EXAMINATIONS OF OVERLAY REPAIR WELD GR-2-15 WERE NOT ADEQUATELY CONTROLLED TO INSURE A MEANINGFUL EXAMINATION - PARAGRAPH 6.A.

MEETING MAY 28 (85-35): THE QUARTERLY MEETING TO REVIEW THE STATUS OF THE REGULATORY PERFORMANCE IMPROVEMENT PROGRAM (RPIP) WAS HELD AT THE BROWNS FERRY SITE MAY 28, 1985. THE REVIEW INCLUDED THE OVERALL STATUS OF THE RPIP, EVALUATION OF ADDITIONAL PERSONNEL ADDED TO EACH SHIFT, EMPLOYEE INVOLVEMENT SESSIONS AND PLANNED ACTIVITIES.

ENFORCEMENT SUMMARY

FAILURE TO ADEQUATELY TRAIN SHIFT ENGINEERS IN PROTECTIVE ACTION DECISIONMAKING.
(8502 4)

Report Period JUL 1985

INSPECTION STATUS - (CONTINUED)

* BROWNS FERRY 1 *

ENFORCEMENT SUMMARY

TECHNICAL SPECIFICATION 6.3.A.6 REQUIRES THAT DETAILED WRITTEN PROCEDURES COVERING SURVEILLANCE AND TESTING REQUIREMENTS BE ADHERED TO. CONTRARY TO THE ABOVE, THE LICENSEE FAILED TO ADHERE TO BATTERY SURVEILLANCE INSTRUCTIONS ESTABLISHED TO SATISFY THE SURVEILLANCE REQUIREMENTS OF TECHNICAL SPECIFICATION 4.9.A.2 IN THE FOLLOWING EXAMPLES: (1) ALTHOUGH SURVEILLANCE INSTRUCTION SI 4.9.A.2.A "AUXILIARY ELECTRICAL EQUIPMENT - BATTERY CHECK" SPECIFIES IN STEP 4.3 THAT THE REVIEWING ENGINEER INITIATE ANY NECESSARY CORRECTIVE ACTION SHOULD THE ACCEPTANCE CRITERIA NOT BE MET, NO CORRECTIVE ACTION WAS INITIATED FOLLOWING COMPLETION OF SI 4.9.A.2.A ON FEBRUARY 11, 1985. (2) SECTION 3.0 OF SURVEILLANCE INSTRUCTION SI 4.9.A.2.A REQUIRES RECORDING PILOT CELL VOLTAGES AND SPECIFIC GRAVITIES OF THE UNIT BATTERIES, SHUTDOWN BOARD BATTERIES AND DIESEL GENERATOR BATTERIES. THE PILOT CELLS WERE NOT CHECKED DURING THE PERFORMANCE OF SI 4.9.A.2.A ON FEBRUARY 25, 1985. (3) STEP 3.7 OF SURVEILLANCE INSTRUCTION SI 4.9.A.2.B "AUXILIARY ELECTRICAL EQUIPMENT - BATTERY ANALYSIS" REQUIRES THAT THE VOLTAGE OF ALL BATTERY CELLS BE VERIFIED TO BE WITHIN PLUS OR MINUS 0.1 VOLT OF AVERAGE BATTERY CELL VOLTAGE. THIS VERIFICATION WAS NOT CORRECTLY PERFORMED DURING SI 4.9.A.2.B CONDUCTED ON THE 250 VOLT MAIN BATTERY NO. 2 ON FEBRUARY 20, 1985. CONTRARY TO THE ABOVE, PLANT STANDARD PRACTICE BF 14.25, CLEARANCE PROCEDURE, WAS NOT FOLLOWED IN THAT ALL ELECTRICAL POWER WAS NOT ISOLATED FROM THE 2DA LOW PRESSURE COOLANT INJECTION (LPCI) MOTOR-GENERATOR SET UNDER HOLD ORDER 85-150A. THE MOTOR WAS REMOVED WITH VOLTAGE (18 VOLTS) STILL APPLIED TO THE THERMISTOR LEADS. ADDITIONALLY, IT WAS FOUND THAT THE NUMBER THREE TAG FOR HOLD ORDER 85-150A FOR THE 2DA LPCI MOTOR-GENERATOR SET WAS HUNG ON THE ZEN LPCI MOTOR GENERATOR SET (HOLD ORDER 85-118) AND VICE VERSA.

(8502 5)

OTHER ITEMS

SYSTEMS AND COMPONENT PROBLEMS:

ENVIRONMENTAL QUALIFICATION WORK.

FACILITY ITEMS (PLANS AND PROCEDURES):

NONE.

MANAGERIAL ITEMS:

NONE.

PLANT STATUS:

SHUTDOWN FOR REPAIRS ON 03/19.

LAST IE SITE INSPECTION DATE: JUNE 17-21, 1985 +

INSPECTION REPORT NO: 50-259/85-33 +

Report Period JUL 1985

REPORTS FROM LICENSEE

* BROWNS FERRY 1 *

```
=====
NUMBER    DATE OF    DATE OF    SUBJECT
          EVENT     REPORT
-----
85-021    06/04/85    07/02/85    CONTAINMENT ISOLATION INITIATION, THE BLOWN FUSE WAS REPLACED, THE RELAY FAILURE IS CONSIDERED
          RANDOM.
=====
```

THIS PAGE INTENTIONALLY LEFT BLANK

1. Docket: 50-260 O P E R A T I N G S T A T U S

2. Reporting Period: 07/01/85 Outage + On-line Hrs: 744.0

3. Utility Contact: TED THOM (205) 729-0834

4. Licensed Thermal Power (Mwt): 3293

5. Nameplate Rating (Gross MWe): 1280 X 0.9 = 1152

6. Design Electrical Rating (Net MWe): 1065

7. Maximum Dependable Capacity (Gross MWe): 1098

8. Maximum Dependable Capacity (Net MWe): 1065

9. If Changes Occur Above Since Last Report, Give Reasons:
NONE

10. Power Level To Which Restricted, If Any (Net MWe): _____

11. Reasons for Restrictions, If Any: _____
NONE

	MONTH	YEAR	CUMULATIVE
12. Report Period Hrs	<u>744.0</u>	<u>5,087.0</u>	<u>91,344.0</u>
13. Hours Reactor Critical	<u>.0</u>	<u>.0</u>	<u>55,859.6</u>
14. Rx Reserve Shtdwn Hrs	<u>.0</u>	<u>.0</u>	<u>14,200.4</u>
15. Hrs Generator On-Line	<u>.0</u>	<u>.0</u>	<u>54,338.5</u>
16. Unit Reserve Shtdwn Hrs	<u>.0</u>	<u>.0</u>	<u>.0</u>
17. Gross Therm Ener (MWH)	<u>0</u>	<u>0</u>	<u>153,245,167</u>
18. Gross Elec Ener (MWH)	<u>0</u>	<u>0</u>	<u>50,771,798</u>
19. Net Elec Ener (MWH)	<u>-1,966</u>	<u>-17,567</u>	<u>49,285,406</u>
20. Unit Service Factor	<u>.0</u>	<u>.0</u>	<u>59.5</u>
21. Unit Avail Factor	<u>.0</u>	<u>.0</u>	<u>59.5</u>
22. Unit Cap Factor (MDC Net)	<u>.0</u>	<u>.0</u>	<u>50.7</u>
23. Unit Cap Factor (DER Net)	<u>.0</u>	<u>.0</u>	<u>50.7</u>
24. Unit Forced Outage Rate	<u>.0</u>	<u>.0</u>	<u>23.0</u>
25. Forced Outage Hours	<u>.0</u>	<u>.0</u>	<u>16,304.4</u>

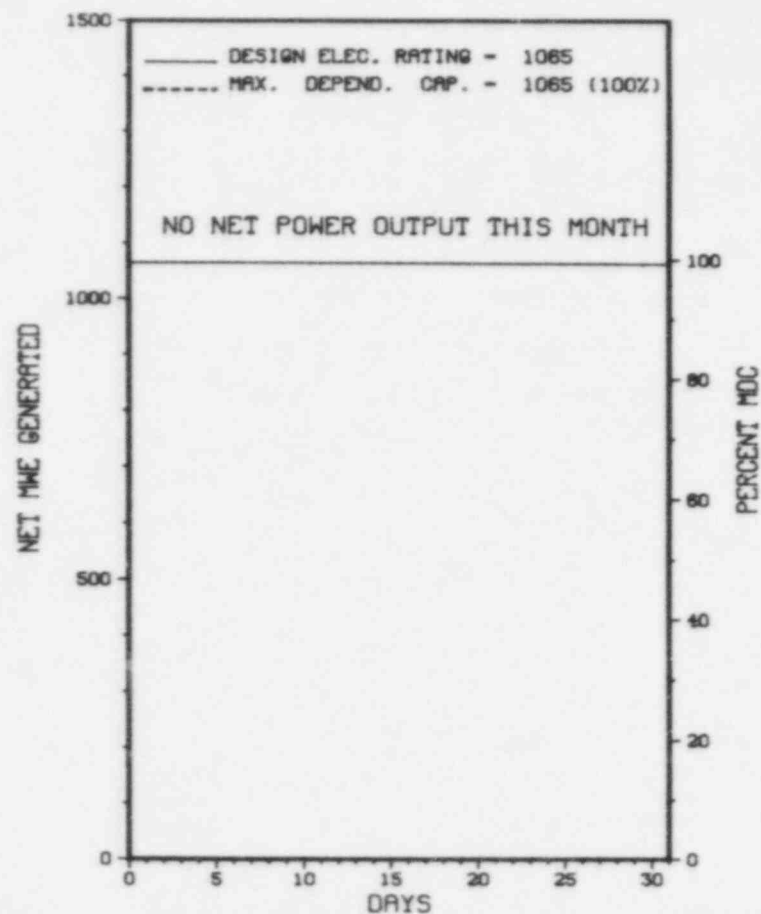
26. Shutdowns Sched Over Next 6 Months (Type, Date, Duration):
NONE

27. If Currently Shutdown Estimated Startup Date: 02/24/86

* BROWNS FERRY 2 *

AVERAGE DAILY POWER LEVEL (MWe) PLOT

BROWNS FERRY 2



JULY 1985

Report Period JUL 1985

UNIT SHUTDOWNS / REDUCTIONS

 * BROWNS FERRY 2 *

No.	Date	Type	Hours	Reason	Method	LER Number	System	Component	Cause & Corrective Action to Prevent Recurrence
305	09/15/84	S	744.0	C	4				EOC-5 REFUEL OUTAGE CONTINUES.

 * SUMMARY *

 BROWNS FERRY 2 REMAINS SHUTDOWN IN A CONTINUING REFUELING/MAINTENANCE OUTAGE.

Type	Reason	Method	System & Component
F-Forced	A-Equip Failure	F-Admin	1-Manual
S-Sched	B-Maint or Test	G-Oper Error	2-Manual Scram
	C-Refueling	H-Other	3-Auto Scram
	D-Regulatory Restriction		4-Continued
	E-Operator Training		5-Reduced Load
	& License Examination		9-Other
			Exhibit F & H
			Instructions for
			Preparation of
			Data Entry Sheet
			Licensee Event Report
			(LER) File (NUREG-0161)

* BROWNS FERRY 2 *

FACILITY DATA

Report Period JUL 1985

FACILITY DESCRIPTION

LOCATION
STATE.....ALABAMA
COUNTY.....LIMESTONE
DIST AND DIRECTION FROM
NEAREST POPULATION CTR...10 MI NW OF
DECATUR, ALA
TYPE OF REACTOR.....BWR
DATE INITIAL CRITICALITY...JULY 20, 1974
DATE ELEC ENER 1ST GENER...AUGUST 28, 1974
DATE COMMERCIAL OPERATE...MARCH 1, 1975
CONDENSER COOLING METHOD...ONCE THRU
CONDENSER COOLING WATER...TENNESSEE RIVER
ELECTRIC RELIABILITY
COUNCIL.....SOUTHEASTERN ELECTRIC
RELIABILITY COUNCIL

UTILITY & CONTRACTOR INFORMATION

UTILITY
LICENSEE.....TENNESSEE VALLEY AUTHORITY
CORPORATE ADDRESS.....500A CHESTNUT STREET TOWER II
CHATTANOOGA, TENNESSEE 37401
CONTRACTOR
ARCHITECT/ENGINEER.....TENNESSEE VALLEY AUTHORITY
NUC STEAM SYS SUPPLIER...GENERAL ELECTRIC
CONSTRUCTOR.....TENNESSEE VALLEY AUTHORITY
TURBINE SUPPLIER.....GENERAL ELECTRIC

REGULATORY INFORMATION

IE REGION RESPONSIBLE.....II
IE RESIDENT INSPECTOR.....J. PAULK
LICENSING PROJ MANAGER.....R. CLARK
DOCKET NUMBER.....50-260
LICENSE & DATE ISSUANCE...DPR-52, AUGUST 2, 1974
PUBLIC DOCUMENT ROOM.....ATHENS PUBLIC LIBRARY
SOUTH AND FORREST
ATHENS, ALABAMA 35611

INSPECTION STATUS

INSPECTION SUMMARY

* INSPECTION MAY 26 - JUNE 20 (85-32): THIS ROUTINE INSPECTION INVOLVED 33.5 RESIDENT INSPECTOR-HOURS IN THE AREAS OF OPERATIONAL SAFETY, MAINTENANCE OBSERVATION, REPORTABLE OCCURRENCES, LICENSEE ACTION ON PREVIOUS ENFORCEMENT ITEMS, AND REVIEW OF LICENSEE IDENTIFIED DEFICIENCIES. NO VIOLATIONS OR DEVIATIONS WERE IDENTIFIED.

INSPECTION JUNE 17-21 (85-33): THIS ROUTINE, UNANNOUNCED INSPECTION ENTAILED 11.5 INSPECTOR-HOURS ONSITE IN THE AREAS OF REACTOR COOLANT PIPING, SPECIAL WELDING APPLICATIONS AND INSERVICE INSPECTION - OBSERVATION OF WORK ACTIVITIES. ONE VIOLATION WAS IDENTIFIED - VISUAL AND ULTRASONIC EXAMINATIONS OF OVERLAY REPAIR WELD GR-2-15 WERE NOT ADEQUATELY CONTROLLED TO INSURE A MEANINGFUL EXAMINATION - PARAGRAPH 6.A.

MEETING MAY 28 (85-35): THE QUARTERLY MEETING TO REVIEW THE STATUS OF THE REGULATORY PERFORMANCE IMPROVEMENT PROGRAM (RPIP) WAS HELD AT THE BROWNS FERRY SITE MAY 28, 1985. THE REVIEW INCLUDED THE OVERALL STATUS OF THE RPIP, EVALUATION OF ADDITIONAL PERSONNEL ADDED TO EACH SHIFT, EMPLOYEE INVOLVEMENT SESSIONS AND PLANNED ACTIVITIES.

ENFORCEMENT SUMMARY

FAILURE TO ADEQUATELY TRAIN SHIFT ENGINEERS IN PROTECTIVE ACTION DECISIONMAKING.
(8502 4)

Report Period JUL 1985

INSPECTION STATUS - (CONTINUED)

* BROWNS FERRY 2 *

ENFORCEMENT SUMMARY

TECHNICAL SPECIFICATION 6.3.A.6 REQUIRES THAT DETAILED WRITTEN PROCEDURES COVERING SURVEILLANCE AND TESTING REQUIREMENTS BE ADHERED TO. CONTRARY TO THE ABOVE, THE LICENSEE FAILED TO ADHERE TO BATTERY SURVEILLANCE INSTRUCTIONS ESTABLISHED TO SATISFY THE SURVEILLANCE REQUIREMENTS OF TECHNICAL SPECIFICATION 4.9.A.2 IN THE FOLLOWING EXAMPLES: (1) ALTHOUGH SURVEILLANCE INSTRUCTION SI 4.9.A.2.A "AUXILIARY ELECTRICAL EQUIPMENT - BATTERY CHECK" SPECIFIES IN STEP 4.3 THAT THE REVIEWING ENGINEER INITIATE ANY NECESSARY CORRECTIVE ACTION SHOULD THE ACCEPTANCE CRITERIA NOT BE MET, NO CORRECTIVE ACTION WAS INITIATED FOLLOWING COMPLETION OF SI 4.9.A.2.A ON FEBRUARY 11, 1985 WHEN DIESEL GENERATOR A BATTERY FEBRUARY 11, 1985. (2) SECTION 3.0 OF SURVEILLANCE INSTRUCTION SI 4.9.A.2.A REQUIRES RECORDING PILOT CELL VOLTAGES AND SPECIFIC GRAVITIES OF THE UNIT BATTERIES, SHUTDOWN BOARD BATTERIES AND DIESEL GENERATOR BATTERIES. THE PILOT CELLS WERE NOT CHECKED DURING THE PERFORMANCE OF SI 4.9.A.2.A ON FEBRUARY 25, 1985. (3) STEP 3.7 OF SURVEILLANCE INSTRUCTION SI 4.9.A.2.B "AUXILIARY ELECTRICAL EQUIPMENT - BATTERY ANALYSIS" REQUIRES THAT THE VOLTAGE OF ALL BATTERY CELLS BE VERIFIED TO BE WITHIN PLUS OR MINUS 0.1 VOLT OF AVERAGE BATTERY CELL VOLTAGE. THIS VERIFICATION WAS NOT CORRECTLY PERFORMED DURING SI 4.9.A.2.B CONDUCTED ON THE 250 VOLT MAIN BATTERY NO. 2 ON FEBRUARY 20, 1985. CONTRARY TO THE ABOVE, PLANT STANDARD PRACTICE BF 14.25, CLEARANCE PROCEDURE, WAS NOT FOLLOWED IN THAT ALL ELECTRICAL POWER WAS NOT ISOLATED FROM THE 2DA LOW PRESSURE COOLANT INJECTION (LPCI) MOTOR-GENERATOR SET UNDER HOLD ORDER 85-150A. THE MOTOR WAS REMOVED WITH VOLTAGE (18 VOLTS) STILL APPLIED TO THE THERMISTOR LEADS. ADDITIONALLY, IT WAS FOUND THAT THE NUMBER THREE TAG FOR HOLD ORDER 85-150A FOR THE 2DA LPCI MOTOR-GENERATOR SET WAS HUNG ON THE 2EN LPCI MOTOR GENERATOR SET (HOLD ORDER 85-118) AND VICE VERSA.

(8502 5)

OTHER ITEMS

SYSTEMS AND COMPONENT PROBLEMS:

NONE.

FACILITY ITEMS (PLANS AND PROCEDURES):

NONE.

MANAGERIAL ITEMS:

NONE.

PLANT STATUS:

SHUTDOWN ON SEPTEMBER 15, 1984 FOR REFUELING OUTAGE.

LAST IE SITE INSPECTION DATE: JUNE 17-21, 1985 +

INSPECTION REPORT NO: 50-260/85-33 +

Report Period JUL 1985

R E P O R T S F R O M L I C E N S E E

* BROWNS FERRY 2 *

```
=====
NUMBER      DATE OF      DATE OF      SUBJECT
            EVENT        REPORT
-----
85-005      06/11/85    07/02/85    RWC SYSTEM ISOLATION, SYSTEM ISOLATED DUE TO A BLOWN FUSE.
=====
```

THIS PAGE INTENTIONALLY LEFT BLANK

1. Docket: 50-296 O P E R A T I N G S T A T U S

2. Reporting Period: 07/01/85 Outage + On-line Hrs: 744.0

3. Utility Contact: TED THOM (205) 729-3624

4. Licensed Thermal Power (MWh): 3293

5. Nameplate Rating (Gross MWe): 1280 X 0.9 = 1152

6. Design Electrical Rating (Net MWe): 1065

7. Maximum Dependable Capacity (Gross MWe): 1098

8. Maximum Dependable Capacity (Net MWe): 1065

9. If Changes Occur Above Since Last Report, Give Reasons:
NONE

10. Power Level To Which Restricted, If Any (Net MWe): _____

11. Reasons for Restrictions, If Any: _____
NONE

	MONTH	YEAR	CUMULATIVE
12. Report Period Hrs	<u>744.0</u>	<u>5,087.0</u>	<u>73,799.0</u>
13. Hours Reactor Critical	<u>.0</u>	<u>1,517.5</u>	<u>45,306.8</u>
14. Rx Reserve Shtdwn Hrs	<u>.0</u>	<u>508.0</u>	<u>5,149.4</u>
15. Hrs Generator On-Line	<u>.0</u>	<u>1,497.0</u>	<u>44,195.6</u>
16. Unit Reserve Shtdwn Hrs	<u>.0</u>	<u>.0</u>	<u>.0</u>
17. Gross Therm Ener (MWH)	<u>0</u>	<u>4,649,840</u>	<u>131,846,076</u>
18. Gross Elec Ener (MWH)	<u>0</u>	<u>1,572,770</u>	<u>43,473,760</u>
19. Net Elec Ener (MWH)	<u>-6,901</u>	<u>1,498,761</u>	<u>42,165,422</u>
20. Unit Service Factor	<u>.0</u>	<u>29.4</u>	<u>59.9</u>
21. Unit Avail Factor	<u>.0</u>	<u>29.4</u>	<u>59.9</u>
22. Unit Cap Factor (MDC Net)	<u>.0</u>	<u>27.7</u>	<u>53.6</u>
23. Unit Cap Factor (DER Net)	<u>.0</u>	<u>27.7</u>	<u>53.6</u>
24. Unit Forced Outage Rate	<u>100.0</u>	<u>70.6</u>	<u>17.8</u>
25. Forced Outage Hours	<u>744.0</u>	<u>3,590.0</u>	<u>9,544.4</u>

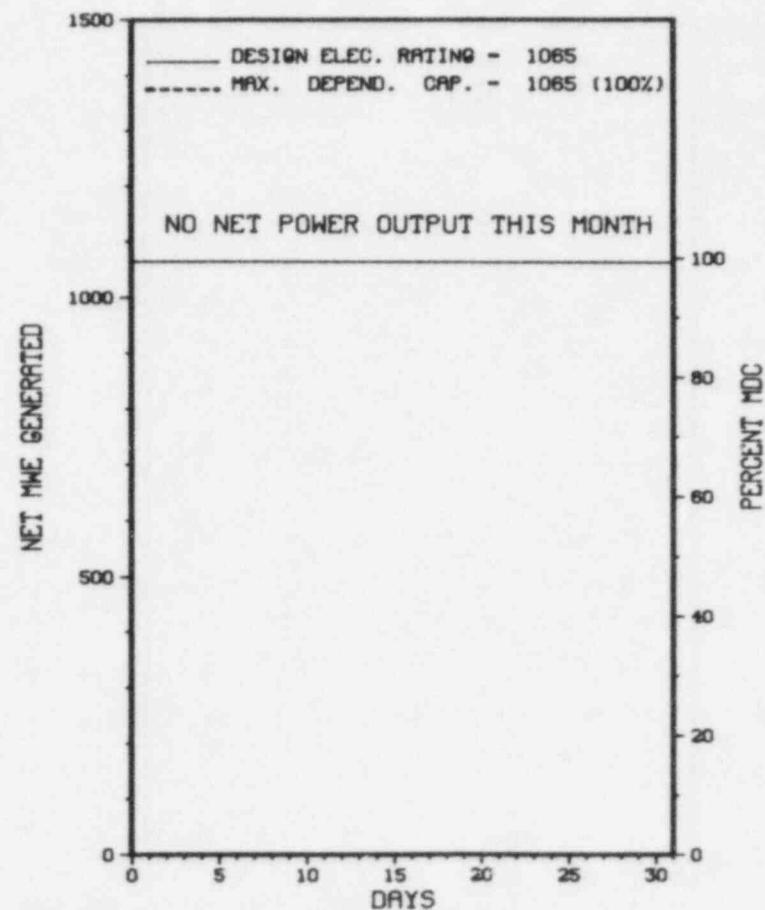
26. Shutdowns Sched Over Next 6 Months (Type, Date, Duration):
NONE

27. If Currently Shutdown Estimated Startup Date: 04/01/86

* BROWNS FERRY 3 *

AVERAGE DAILY POWER LEVEL (MWe) PLOT

BROWNS FERRY 3



JULY 1985

Report Period JUL 1985

UNIT SHUTDOWNS / REDUCTIONS

* BROWNS FERRY 3 *

No.	Date	Type	Hours	Reason	Method	LER Number	System	Component	Cause & Corrective Action to Prevent Recurrence
-----	------	------	-------	--------	--------	------------	--------	-----------	---

156	03/15/85	F	744.0	F	4				
-----	----------	---	-------	---	---	--	--	--	--

THE UNIT REMAINS ON ADMINISTRATIVE HOLD UNTIL VARIOUS
TVA AND NRC CONCERNS ARE RESOLVED.

* SUMMARY *

BROWNS FERRY 3 REMAINS SHUTDOWN IN A CONTINUING ADMINISTRATIVE OUTAGE.

Type	Reason	Method	System & Component
F-Forced	A-Equip Failure	1-Manual	Exhibit F & H
S-Sched	B-Maint or Test	2-Manual Scram	Instructions for
	C-Refueling	3-Auto Scram	Preparation of
	D-Regulatory Restriction	4-Continued	Data Entry Sheet
	E-Operator Training	5-Reduced Load	Licensee Event Report
	& License Examination	9-Other	(LER) File (NUREG-0161)

* BROWNS FERRY 3 *

FACILITY DATA

Report Period JUL 1985

FACILITY DESCRIPTION

LOCATION
STATE.....ALABAMA
COUNTY.....LIMESTONE
DIST AND DIRECTION FROM
NEAREST POPULATION CTR...10 MI NW OF
DECATUR, ALA
TYPE OF REACTOR.....BWR
DATE INITIAL CRITICALITY...AUGUST 8, 1976
DATE ELEC ENER 1ST GENER...SEPTEMBER 12, 1976
DATE COMMERCIAL OPERATE...MARCH 1, 1977
CONDENSER COOLING METHOD...ONCE THRU
CONDENSER COOLING WATER...TENNESSEE RIVER
ELECTRIC RELIABILITY
COUNCIL.....SOUTHEASTERN ELECTRIC
RELIABILITY COUNCIL

UTILITY & CONTRACTOR INFORMATION

UTILITY
LICENSEE.....TENNESSEE VALLEY AUTHORITY
CORPORATE ADDRESS.....500A CHESTNUT STREET TOWER II
CHATTANOOGA, TENNESSEE 37401
CONTRACTOR
ARCHITECT/ENGINEER.....TENNESSEE VALLEY AUTHORITY
NUC STEAM SYS SUPPLIER...GENERAL ELECTRIC
CONSTRUCTOR.....TENNESSEE VALLEY AUTHORITY
TURBINE SUPPLIER.....GENERAL ELECTRIC

REGULATORY INFORMATION

IE REGION RESPONSIBLE.....II
IE RESIDENT INSPECTOR.....J. PAULK
LICENSING PROJ MANAGER.....R. CLARK
DOCKET NUMBER.....50-296
LICENSE & DATE ISSUANCE...DPR-68, AUGUST 18, 1976
PUBLIC DOCUMENT ROOM.....ATHENS PUBLIC LIBRARY
SOUTH AND FORREST
ATHENS, ALABAMA 35611

INSPECTION STATUS

INSPECTION SUMMARY

+ INSPECTION MAY 26 - JUNE 20 (85-32): THIS ROUTINE INSPECTION INVOLVED 33.5 RESIDENT INSPECTOR-HOURS IN THE AREAS OF OPERATIONAL SAFETY, MAINTENANCE OBSERVATION, REPORTABLE OCCURRENCES, LICENSEE ACTION ON PREVIOUS ENFORCEMENT ITEMS, AND REVIEW OF LICENSEE IDENTIFIED DEFICIENCIES. NO VIOLATIONS OR DEVIATIONS WERE IDENTIFIED.

INSPECTION JUNE 17-21 (85-33): THIS ROUTINE, UNANNOUNCED INSPECTION ENTAILED 11 INSPECTOR-HOURS ONSITE IN THE AREAS OF REACTOR COOLANT PIPING, SPECIAL WELDING APPLICATIONS AND INSERVICE INSPECTION - OBSERVATION OF WORK ACTIVITIES. ONE VIOLATION WAS IDENTIFIED - VISUAL AND ULTRASONIC EXAMINATIONS OF OVERLAY REPAIR WELD GR-2-15 WERE NOT ADEQUATELY CONTROLLED TO INSURE A MEANINGFUL EXAMINATION - PARAGRAPH 6.A.

MEETING MAY 28 (85-35): THE QUARTERLY MEETING TO REVIEW THE STATUS OF THE REGULATORY PERFORMANCE IMPROVEMENT PROGRAM (RPIP) WAS HELD AT THE BROWNS FERRY SITE MAY 28, 1985. THE REVIEW INCLUDED THE OVERALL STATUS OF THE RPIP, EVALUATION OF ADDITIONAL PERSONNEL ADDED TO EACH SHIFT, EMPLOYEE INVOLVEMENT SESSIONS AND PLANNED ACTIVITIES.

ENFORCEMENT SUMMARY

FAILURE TO ADEQUATELY TRAIN SHIFT ENGINEERS IN PROTECTIVE ACTION DECISIONMAKING.
(8502 4)

INSPECTION STATUS - (CONTINUED)

ENFORCEMENT SUMMARY

TECHNICAL SPECIFICATION 6.3.A.6 REQUIRES THAT DETAILED WRITTEN PROCEDURES COVERING SURVEILLANCE AND TESTING REQUIREMENTS BE ADHERED TO. CONTRARY TO THE ABOVE, THE LICENSEE FAILED TO ADHERE TO BATTERY SURVEILLANCE INSTRUCTIONS ESTABLISHED TO SATISFY THE SURVEILLANCE REQUIREMENTS OF TECHNICAL SPECIFICATION 4.9.A.2 IN THE FOLLOWING EXAMPLES: (1) ALTHOUGH SURVEILLANCE INSTRUCTION SI 4.9.A.2.A "AUXILIARY ELECTRICAL EQUIPMENT - BATTERY CHECK" SPECIFIES IN STEP 4.3 THAT THE REVIEWING ENGINEER INITIATE ANY NECESSARY CORRECTIVE ACTION SHOULD THE ACCEPTANCE CRITERIA NOT BE MET, NO CORRECTIVE ACTION WAS INITIATED FOLLOWING COMPLETION OF SI 4.9.A.2.A ON FEBRUARY 11, 1985 WHEN DIESEL GENERATOR A BATTERY FEBRUARY 11, 1985. (2) SECTION 3.0 OF SURVEILLANCE INSTRUCTION SI 4.9.A.2.A REQUIRES RECORDING PILOT CELL VOLTAGES AND SPECIFIC GRAVITIES OF THE UNIT BATTERIES, SHUTDOWN BOARD BATTERIES AND DIESEL GENERATOR BATTERIES. THE PILOT CELLS WERE NOT CHECKED DURING THE PERFORMANCE OF SI 4.9.A.2.A ON FEBRUARY 25, 1985. (3) STEP 3.7 OF SURVEILLANCE INSTRUCTION SI 4.9.A.2.B "AUXILIARY ELECTRICAL EQUIPMENT - BATTERY ANALYSIS" REQUIRES THAT THE VOLTAGE OF ALL BATTERY CELLS BE VERIFIED TO BE WITHIN PLUS OR MINUS 0.1 VOLT OF AVERAGE BATTERY CELL VOLTAGE. THIS VERIFICATION WAS NOT CORRECTLY PERFORMED DURING SI 4.9.A.2.B CONDUCTED ON THE 250 VOLT MAIN BATTERY NO. 2 ON FEBRUARY 20, 1985. CONTRARY TO THE ABOVE, PLANT STANDARD PRACTICE BF 14.25, CLEARANCE PROCEDURE, WAS NOT FOLLOWED IN THAT ALL ELECTRICAL POWER WAS NOT ISOLATED FROM THE 2DA LOW PRESSURE COOLANT INJECTION (LPCI) MOTOR-GENERATOR SET UNDER HOLD ORDER 85-150A. THE MOTOR WAS REMOVED WITH VOLTAGE (18 VOLTS) STILL APPLIED TO THE THERMISTOR LEADS. ADDITIONALLY, IT WAS FOUND THAT THE NUMBER THREE TAG FOR HOLD ORDER 85-150A FOR THE 2DA LPCI MOTOR-GENERATOR SET WAS HUNG ON THE 2EN LPCI MOTOR GENERATOR SET (HOLD ORDER 85-118) AND VICE VERSA.

(8502 5)

OTHER ITEMS

SYSTEMS AND COMPONENT PROBLEMS:

LICENSEE EVALUATING CAUSE OF REACTOR VESSEL WATER LEVEL INDICATION PROBLEMS.

FACILITY ITEMS (PLANS AND PROCEDURES):

NONE.

MANAGERIAL ITEMS:

NONE.

PLANT STATUS:

SHUTDOWN ON MARCH 9, 1985.

LAST IE SITE INSPECTION DATE: JUNE 17-21, 1985 +

INSPECTION REPORT NO: 50-296/85-33 +

Report Period JUL 1985

REPORTS FROM LICENSEE

* BROWNS FERRY 3 *

NUMBER	DATE OF EVENT	DATE OF REPORT	SUBJECT

NONE.			

THIS PAGE INTENTIONALLY LEFT BLANK

1. Docket: 50-325 O P E R A T I N G S T A T U S

2. Reporting Period: 07/01/85 Outage + On-line Hrs: 744.0

3. Utility Contact: FRANCES HARRISON (919) 457-9521

4. Licensed Thermal Power (MWt): 2436

5. Nameplate Rating (Gross MWe): 963 X 0.9 = 867

6. Design Electrical Rating (Net MWe): 821

7. Maximum Dependable Capacity (Gross MWe): 815

8. Maximum Dependable Capacity (Net MWe): 790

9. If Changes Occur Above Since Last Report, Give Reasons:
NONE

10. Power Level To Which Restricted, If Any (Net MWe):

11. Reasons for Restrictions, If Any:
NONE

	MONTH	YEAR	CUMULATIVE
12. Report Period Hrs	<u>744.0</u>	<u>5,087.0</u>	<u>73,392.0</u>
13. Hours Reactor Critical	<u>.0</u>	<u>2,079.0</u>	<u>45,500.8</u>
14. Rx Reserve Shtdwn Hrs	<u>.0</u>	<u>.0</u>	<u>1,647.1</u>
15. Hrs Generator On-Line	<u>.0</u>	<u>2,064.4</u>	<u>42,954.4</u>
16. Unit Reserve Shtdwn Hrs	<u>.0</u>	<u>.0</u>	<u>.0</u>
17. Gross Therm Ener (MWH)	<u>0</u>	<u>3,521,597</u>	<u>87,570,785</u>
18. Gross Elec Ener (MWH)	<u>0</u>	<u>1,180,426</u>	<u>28,922,520</u>
19. Net Elec Ener (MWH)	<u>-1,310</u>	<u>1,130,730</u>	<u>27,776,504</u>
20. Unit Service Factor	<u>.0</u>	<u>40.6</u>	<u>58.5</u>
21. Unit Avail Factor	<u>.0</u>	<u>40.6</u>	<u>58.5</u>
22. Unit Cap Factor (MDC Net)	<u>.0</u>	<u>28.1</u>	<u>47.9</u>
23. Unit Cap Factor (DER Net)	<u>.0</u>	<u>27.1</u>	<u>46.1</u>
24. Unit Forced Outage Rate	<u>.0</u>	<u>2.2</u>	<u>18.4</u>
25. Forced Outage Hours	<u>.0</u>	<u>47.1</u>	<u>9,598.5</u>

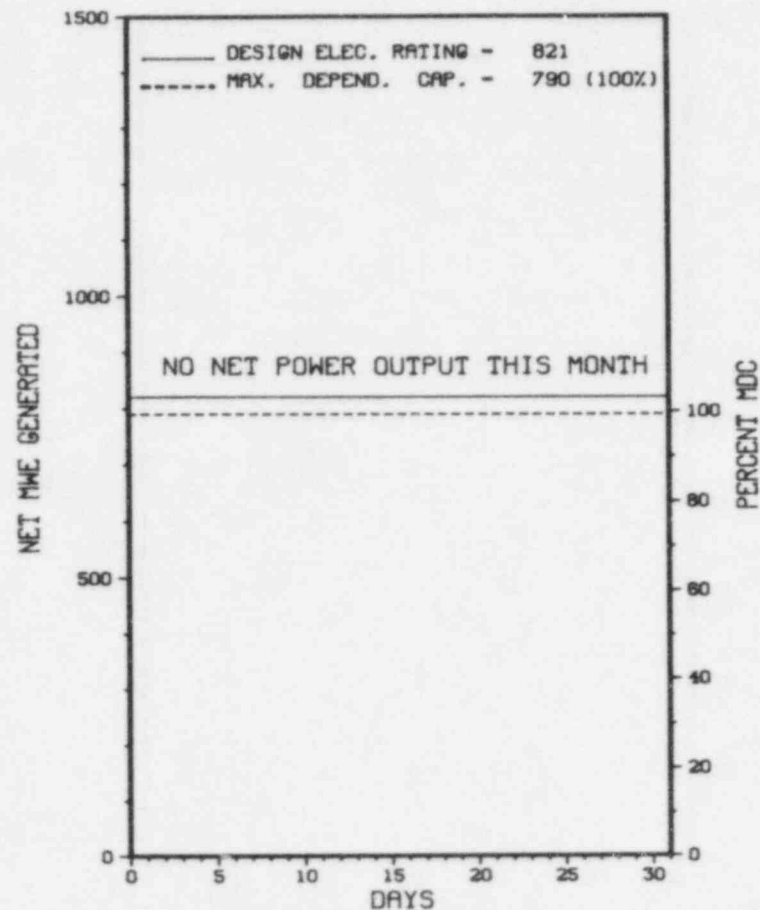
26. Shutdowns Sched Over Next 6 Months (Type, Date, Duration):
NONE

27. If Currently Shutdown Estimated Startup Date: 11/05/85

* BRUNSWICK 1 *

AVERAGE DAILY POWER LEVEL (MWe) PLOT

BRUNSWICK 1



JULY 1985

Report Period JUL 1985

UNIT SHUTDOWNS / REDUCTIONS

 * BRUNSWICK 1 *

No.	Date	Type	Hours	Reason	Method	LER Number	System	Component	Cause & Corrective Action to Prevent Recurrence
85-006	03/29/85	S	744.0	C	4		RC	FUELXX	REFUELING/MAINTENANCE OUTAGE CONTINUES.

 * SUMMARY *

 BRUNSWICK 1 REMAINS SHUTDOWN IN A CONTINUING REFUELING/MAINTENANCE OUTAGE.

Type	Reason	Method	System & Component
F-Forced	A-Equip Failure	1-Manual	Exhibit F & H
S-Sched	B-Maint or Test	2-Manual Scram	Instructions for
	C-Refueling	3-Auto Scram	Preparation of
	D-Regulatory Restriction	4-Continued	Data Entry Sheet
	E-Operator Training	5-Reduced Load	Licensee Event Report
	& License Examination	9-Other	(LER) File (NUREG-0161)

* BRUNSWICK 1 *

FACILITY DATA

Report Period JUL 1985

FACILITY DESCRIPTION

LOCATION
STATE.....NORTH CAROLINA

COUNTY.. ..BRUNSWICK

DIST AND DIRECTION FROM
NEAREST POPULATION CTR...3 MI N OF
SOUTHPORT, NC

TYPE OF REACTOR.....BWR

DATE INITIAL CRITICALITY...OCTOBER 8, 1976

DATE ELEC ENER 1ST GENER...DECEMBER 4, 1976

DATE COMMERCIAL OPERATE...MARCH 18, 1977

CONDENSER COOLING METHOD...ONCE THRU

CONDENSER COOLING WATER...CAPE FEAR RIVER

ELECTRIC RELIABILITY
COUNCIL.....SOUTHEASTERN ELECTRIC
RELIABILITY COUNCIL

UTILITY & CONTRACTOR INFORMATION

UTILITY
LICENSEE.....CAROLINA POWER & LIGHT

CORPORATE ADDRESS.....P. O. BOX 1551
RALEIGH, NORTH CAROLINA 27602

CONTRACTOR
ARCHITECT/ENGINEER.....UNITED ENG. & CONSTRUCTORS

NUC STEAM SYS SUPPLIER...GENERAL ELECTRIC

CONSTRUCTOR.....BROWN & ROOT

TURBINE SUPPLIER.....GENERAL ELECTRIC

REGULATORY INFORMATION

IE REGION RESPONSIBLE.....II

IE RESIDENT INSPECTOR.....W. RULAND

LICENSING PROJ MANAGER.....M. GROTENHUIS
DOCKET NUMBER.....50-325

LICENSE & DATE ISSUANCE...DPR-71, NOVEMBER 12, 1976

PUBLIC DOCUMENT ROOM.....SOUTHPORT-BRUNSWICK COUNTY LIBRARY
108 W. MOORE STREET
SOUTHPORT, NORTH CAROLINA 28461

INSPECTION STATUS

INSPECTION SUMMARY

* INSPECTION JUNE 17-21 (85-12): THIS ROUTINE, UNANNOUNCED INSPECTION INVOLVED 32.5 INSPECTOR-HOURS ONSITE IN THE AREAS OF LIQUID AND GASEOUS RADWASTE MANAGEMENT AND RADIOLOGICAL ENVIRONMENTAL PROTECTION PROGRAMS. NO VIOLATIONS OR DEVIATIONS WERE IDENTIFIED.

INSPECTION JUNE 1-30 (85-16): THIS ROUTINE SAFETY INSPECTION INVOLVED 150 INSPECTOR-HOURS ON SITE IN THE AREAS OF FOLLOWUP ON PREVIOUS ENFORCEMENT MATTERS, MAINTENANCE OBSERVATION, SURVEILLANCE OBSERVATION, OPERATIONAL SAFETY VERIFICATION, ONSITE REVIEW COMMITTEE, ONSITE LICENSEE EVENT REPORT REVIEW, FOLLOWUP ON INSPECTOR IDENTIFIED AND UNRESOLVED ITEMS, PLANT MODIFICATIONS, AND REFUELING ACTIVITIES. A VIOLATION WAS IDENTIFIED - INADEQUATE SURVEILLANCE TEST PROCEDURE FOR THE REFUELING HOIST SLACK CABLE INTERLOCK.

INSPECTION JUNE 24-28 (85-17): THIS ROUTINE, UNANNOUNCED INSPECTION ENTAILED 26 INSPECTOR-HOURS AT THE SITE, IN THE AREAS OF ORGANIZATION AND MANAGEMENT CONTROLS, EXTERNAL EXPOSURE CONTROL AND PERSONNEL DOSIMETRY, INTERNAL EXPOSURE CONTROL, SURVEYS, MONITORING AND CONTROL OF RADIOACTIVE MATERIALS, PROGRAM TO MAINTAIN RADIATION EXPOSURES AS LOW AS REASONABLY ACHIEVABLE (ALARA), AND SOILD WASTE. THE INSPECTOR ALSO REVIEWED THE LICENSEE'S EVALUATION OF ERRONEOUS THERMOLUMINESCENT DOSIMETER (TLD) READINGS CAUSED BY EXPOSURE TO HYDROGEN SULFIDE. ONE VIOLATION FOR FAILURE TO HAVE ADEQUATE PROCEDURES AS REQUIRED BY TECHNICAL SPECIFICATION 6.8.1 TO DETERMINE PRIOR TO SHIPMENT THAT A PACKAGE OF WASTE CONTAINED NOT MORE THAN 1% FREE STANDING WATER.

INSPECTION JUNE 24-28 (85-19): THIS ROUTINE, UNANNOUNCED INSPECTION ENTAILED 16.5 INSPECTOR-HOURS ONSITE IN THE AREAS OF MECHANICAL MAINTENANCE ASSOCIATED WITH MODIFIED AND NEWLY INSTALLED PIPE SUPPORT AND RESTRAINT SYSTEMS; PIPE SUPPORT BASEPLATE DESIGNS USING CONCRETE EXPANSION ANCHOR BOLTS; AND INSPECTOR FOLLOWUP ITEMS. TWO VIOLATIONS WERE IDENTIFIED - DEFICIENCIES IN

Report Period JUL 1985

I N S P E C T I O N S T A T U S - (CONTINUED)

X BRUNSWICK 1 X

INSPECTION SUMMARY

PIPE SUPPORT AND ANCHOR BOLT INSTALLATION AND INSPECTION; AND FAILURE TO MEET CODE REQUIREMENTS IN PIPE SUPPORT WELD DESIGN -
PARAGRAPH 6.B.

ENFORCEMENT SUMMARY

NONE

OTHER ITEMS

SYSTEMS AND COMPONENT PROBLEMS:

NONE.

FACILITY ITEMS (PLANS AND PROCEDURES):

NONE.

MANAGERIAL ITEMS:

NONE.

PLANT STATUS:

ROUTINE OPERATION.

LAST IE SITE INSPECTION DATE: JUNE 24-28, 1985 +

INSPECTION REPORT NO: 50-325/85-19 +

R E P O R T S F R O M L I C E N S E E

=====			
NUMBER	DATE OF EVENT	DATE OF REPORT	SUBJECT

85-034	06/05/85	07/01/85	PRIMARY CONTAINMENT GROUP 8 ISOLATION OF REACTOR SHUTDOWN COOLING, DUE TO AN ACCIDENTAL BUMPING.
85-035	06/09/85	07/09/85	FAILURE TO VERIFY SETPOINT OF SLACK CABLE CUTOFF FOR REFUELING MAST FUEL GRIPPER, ATTRIBUTED TO INADEQUATE TECH REVIEW DURING DEVELOPMENT.
=====			

1. Docket: 50-324 O P E R A T I N G S T A T U S

2. Reporting Period: 07/01/85 Outage + On-line Hrs: 744.0

3. Utility Contact: FRANCES HARRISON (919) 457-9521

4. Licensed Thermal Power (MWt): 2436

5. Nameplate Rating (Gross MWe): 963 X 0.9 = 867

6. Design Electrical Rating (Net MWe): 821

7. Maximum Dependable Capacity (Gross MWe): 815

8. Maximum Dependable Capacity (Net MWe): 790

9. If Changes Occur Above Since Last Report, Give Reasons: NONE

10. Power Level To Which Restricted, If Any (Net MWe):

11. Reasons for Restrictions, If Any: NONE

	MONTH	YEAR	CUMULATIVE
12. Report Period Hrs	<u>744.0</u>	<u>5,087.0</u>	<u>85,416.0</u>
13. Hours Reactor Critical	<u>744.0</u>	<u>4,658.8</u>	<u>52,036.2</u>
14. Rx Reserve Shtdwn Hrs	<u>.0</u>	<u>.0</u>	<u>.0</u>
15. Hrs Generator On-Line	<u>744.0</u>	<u>4,590.1</u>	<u>48,615.3</u>
16. Unit Reserve Shtdwn Hrs	<u>.0</u>	<u>.0</u>	<u>.0</u>
17. Gross Therm Ener (MWH)	<u>1,565,455</u>	<u>10,518,841</u>	<u>93,629,700</u>
18. Gross Elec Ener (MWH)	<u>507,885</u>	<u>3,485,951</u>	<u>31,087,655</u>
19. Net Elec Ener (MWH)	<u>491,221</u>	<u>3,376,420</u>	<u>29,796,694</u>
20. Unit Service Factor	<u>100.0</u>	<u>90.2</u>	<u>56.9</u>
21. Unit Avail Factor	<u>100.0</u>	<u>90.2</u>	<u>56.9</u>
22. Unit Cap Factor (MDC Net)	<u>83.6</u>	<u>84.0</u>	<u>44.2</u>
23. Unit Cap Factor (DER Net)	<u>80.4</u>	<u>80.8</u>	<u>42.5</u>
24. Unit Forced Outage Rate	<u>.0</u>	<u>4.4</u>	<u>17.0</u>
25. Forced Outage Hours	<u>.0</u>	<u>211.2</u>	<u>10,359.4</u>

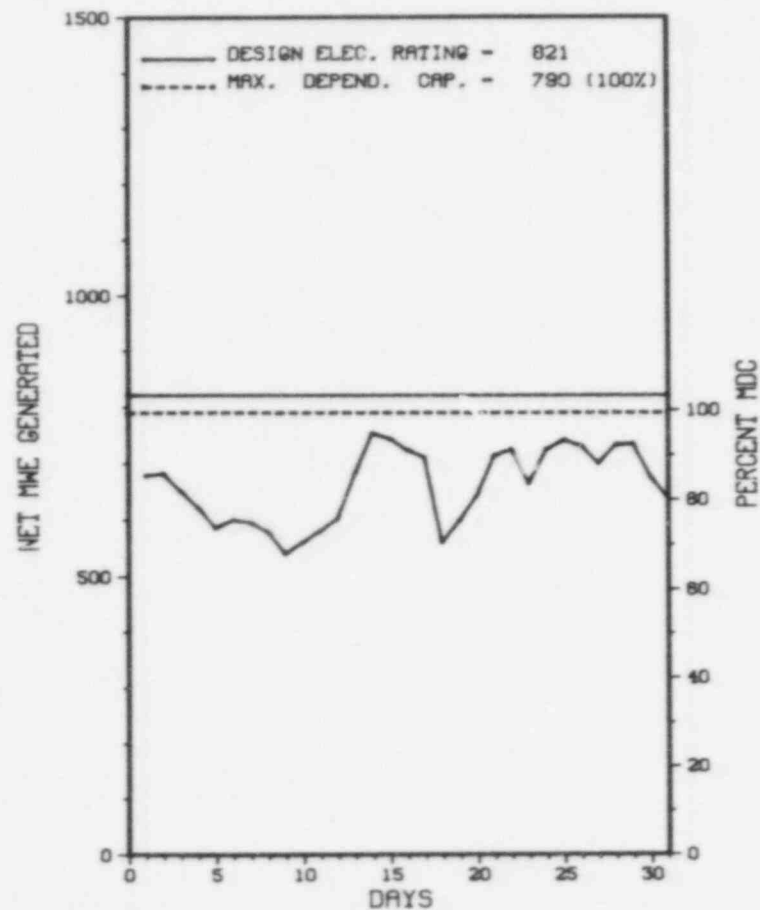
26. Shutdowns Sched Over Next 6 Months (Type, Date, Duration):
REFUELING/MAINT. OUTAGE - 12/01/85 - 31 WEEKS

27. If Currently Shutdown Estimated Startup Date: N/A

 * BRUNSWICK 2 *

AVERAGE DAILY POWER LEVEL (MWe) PLOT

BRUNSWICK 2



JULY 1985

Report Period JUL 1985

UNIT SHUTDOWNS / REDUCTIONS

* BRUNSWICK 2 *

No.	Date	Type	Hours	Reason	Method	LER Number	System Component	Cause & Corrective Action to Prevent Recurrence
85-045	07/18/85	F	0.0	A	5			2B REACTOR FEED PUMP TRIPPED -- 2B CIRC. WATER INTAKE PUMP TRIPPED.
85-046	07/19/85	F	0.0	B	5			REDUCED POWER TO CHANGE OUT TWO BRUSHES ON 2A RECIRC. MG SET. COMPLETED PT-13.1 AND PT-14.1.
85-047	07/23/85	F	0.0	B	5			REDUCED POWER TO 60% TO ALLOW I&C TO MAKE REPAIRS TO 2A & 'D' PUMP.
85-048	07/26/85	S	0.0	B	5			DECREASE POWER FOR VARIOUS PTS AND BRUSH REPLACEMENT ON 2A REACTOR RECIRC. MG SET.
85-049	07/30/85	F	0.0	B	5			DECREASED POWER TO 60% DUE TO FAILURE OF WEST MSR DRAIN VALVES.

* SUMMARY *

BRUNSWICK 2 OPERATED WITH 5 REDUCTIONS FOR EQUIPMENT FAILURE AND MAINTENANCE/TESTING DURING JULY.

Type	Reason	Method	System & Component	
F-Forced	A-Equip Failure	F-Admin	1-Manual	Exhibit F & H
S-Sched	B-Maint or Test	G-Oper Error	2-Manual Scram	Instructions for
	C-Refueling	H-Other	3-Auto Scram	Preparation of
	D-Regulatory Restriction		4-Continued	Data Entry Sheet
	E-Operator Training		5-Reduced Load	Licensee Event Report
	& License Examination		9-Other	(LER) File (NUREG-0161)

* BRUNSWICK 2 *

FACILITY DATA

Report Period JUL 1985

FACILITY DESCRIPTION

LOCATION
STATE.....NORTH CAROLINA

COUNTY.....BRUNSWICK

DIST AND DIRECTION FROM
NEAREST POPULATION CTR...3 MI N OF
SOUTHPORT, NC

TYPE OF REACTOR.....BWR

DATE INITIAL CRITICALITY...MARCH 20, 1975

DATE ELEC ENER 1ST GENER...APRIL 29, 1975

DATE COMMERCIAL OPERATE...NOVEMBER 3, 1975

CONDENSER COOLING METHOD...ONCE THRU

CONDENSER COOLING WATER...CAPE FEAR RIVER

ELECTRIC RELIABILITY
COUNCIL.....SOUTHEASTERN ELECTRIC
RELIABILITY COUNCIL

UTILITY & CONTRACTOR INFORMATION

UTILITY
LICENSEE.....CAROLINA POWER & LIGHT

CORPORATE ADDRESS.....411 FAYETTEVILLE STREET
RALEIGH, NORTH CAROLINA 27602

CONTRACTOR
ARCHITECT/ENGINEER.....UNITED ENG. & CONSTRUCTORS

NUC STEAM SYS SUPPLIER...GENERAL ELECTRIC

CONSTRUCTOR.....BROWN & ROOT

TURBINE SUPPLIER.....GENERAL ELECTRIC

REGULATORY INFORMATION

IE REGION RESPONSIBLE.....II

IE RESIDENT INSPECTOR.....W. RULAND

LICENSING PROJ MANAGER....M. GROTENHUIS
DOCKET NUMBER.....50-324

LICENSE & DATE ISSUANCE...DPR-62, DECEMBER 27, 1974

PUBLIC DOCUMENT ROOM.....SOUTHPORT-BRUNSWICK COUNTY LIBRARY
108 W. MOORE STREET
SOUTHPORT, NORTH CAROLINA 28461

I N S P E C T I O N S T A T U S

INSPECTION SUMMARY

+ INSPECTION JUNE 17-21 (85-12): THIS ROUTINE, UNANNOUNCED INSPECTION INVOLVED 32.5 INSPECTOR-HOURS ONSITE IN THE AREAS OF LIQUID AND GASEOUS RADWASTE MANAGEMENT AND RADIOLOGICAL ENVIRONMENTAL PROTECTION PROGRAMS. NO VIOLATIONS OR DEVIATIONS WERE IDENTIFIED.

INSPECTION JUNE 1-30 (85-16): THIS ROUTINE SAFETY INSPECTION INVOLVED 150 INSPECTOR-HOURS ON SITE IN THE AREAS OF FOLLOWUP ON PREVIOUS ENFORCEMENT MATTERS, MAINTENANCE OBSERVATION, SURVEILLANCE OBSERVATION, OPERATIONAL SAFETY VERIFICATION, ONSITE REVIEW COMMITTEE, ONSITE LICENSEE EVENT REPORT REVIEW, FOLLOWUP ON INSPECTOR IDENTIFIED AND UNRESOLVED ITEMS, PLANT MODIFICATIONS, AND REFUELING ACTIVITIES. A VIOLATION WAS IDENTIFIED - INADEQUATE SURVEILLANCE TEST PROCEDURE FOR THE REFUELING HOIST SLACK CABLE INTERLOCK.

INSPECTION JUNE 24-28 (85-17): THIS ROUTINE, UNANNOUNCED INSPECTION ENTAILED 26 INSPECTOR-HOURS AT THE SITE, IN THE AREAS OF ORGANIZATION AND MANAGEMENT CONTROLS, EXTERNAL EXPOSURE CONTROL AND PERSONNEL DOSIMETRY, INTERNAL EXPOSURE CONTROL, SURVEYS, MONITORING AND CONTROL OF RADIOACTIVE MATERIALS, PROGRAM TO MAINTAIN RADIATION EXPOSURES AS LOW AS REASONABLY ACHIEVABLE (ALARA), AND SOIL WASTE. THE INSPECTOR ALSO REVIEWED THE LICENSEE'S EVALUATION OF ERRONEOUS THERMOLUMINESCENT DOSIMETER (TLD) READINGS CAUSED BY EXPOSURE TO HYDROGEN SULFIDE. ONE VIOLATION FOR FAILURE TO HAVE ADEQUATE PROCEDURES AS REQUIRED BY TECHNICAL SPECIFICATION 6.8.1 TO DETERMINE PRIOR TO SHIPMENT THAT A PACKAGE OF WASTE CONTAINED NOT MORE THAN 1% FREE STANDING WATER.

INSPECTION JUNE 24-28 (85-19): THIS ROUTINE, UNANNOUNCED INSPECTION ENTAILED 16.5 INSPECTOR-HOURS ONSITE IN THE AREAS OF MECHANICAL MAINTENANCE ASSOCIATED WITH MODIFIED AND NEWLY INSTALLED PIPE SUPPORT AND RESTRAINT SYSTEMS; PIPE SUPPORT BASEPLATE DESIGNS USING CONCRETE EXPANSION ANCHOR BOLTS; AND INSPECTOR FOLLOWUP ITEMS. TWO VIOLATIONS WERE IDENTIFIED - DEFICIENCIES IN

Report Period JUL 1985

I N S P E C T I O N S T A T U S - (CONTINUED)

* BRUNSWICK 2 *

INSPECTION SUMMARY

PIPE SUPPORT AND ANCHOR BOLT INSTALLATION AND INSPECTION; AND FAILURE TO MEET CODE REQUIREMENTS IN PIPE SUPPORT WELD DESIGN -
PARAGRAPH 6.B.

ENFORCEMENT SUMMARY

NONE

OTHER ITEMS

SYSTEMS AND COMPONENT PROBLEMS:

NONE.

FACILITY ITEMS (PLANS AND PROCEDURES):

NONE.

MANAGERIAL ITEMS:

NONE.

PLANT STATUS:

NORMAL OPERATION.

LAST IE SITE INSPECTION DATE: JUNE 24-28, 1985 +

INSPECTION REPORT NO: 50-324/85-19 +

R E P O R T S F R O M L I C E N S E E

=====

NUMBER	DATE OF EVENT	DATE OF REPORT	SUBJECT

NONE.			
=====			

1. Docket: 50-454 O P E R A T I N G S T A T U S

2. Reporting Period: 07/01/85 Outage + On-line Hrs: 744.0

3. Utility Contact: CRAIG BERSAK (815) 234-5441 EXT 2341

4. Licensed Thermal Power (MWt): 3411

5. Nameplate Rating (Gross MWe): 1175

6. Design Electrical Rating (Net MWe): 1120

7. Maximum Dependable Capacity (Gross MWe): 1175

8. Maximum Dependable Capacity (Net MWe): 1129

9. If Changes Occur Above Since Last Report, Give Reasons:

10. Power Level To Which Restricted, If Any (Net MWe): _____

11. Reasons for Restrictions, If Any: _____

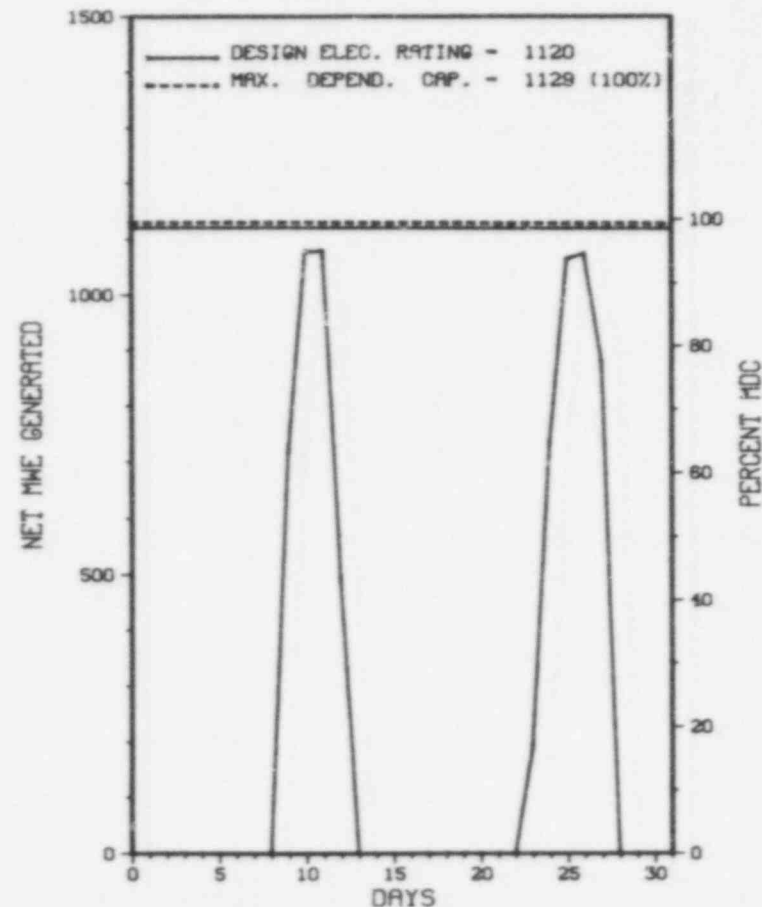
NONE

	MONTH	YEAR	CUMULATIVE
12. Report Period Hrs	<u>744.0</u>	<u>3,649.5</u>	<u>3,649.5</u>
13. Hours Reactor Critical	<u>213.5</u>	<u>2,321.4</u>	<u>2,321.4</u>
14. Rx Reserve Shtdwn Hrs	<u>.0</u>	<u>.0</u>	<u>.0</u>
15. Hrs Generator On-Line	<u>201.4</u>	<u>2,123.0</u>	<u>2,123.0</u>
16. Unit Reserve Shtdwn Hrs	<u>.0</u>	<u>.0</u>	<u>.0</u>
17. Gross Therm Ener (MWH)	<u>568,273</u>	<u>3,904,280</u>	<u>3,904,280</u>
18. Gross Elec Ener (MWH)	<u>187,804</u>	<u>1,217,753</u>	<u>1,217,753</u>
19. Net Elec Ener (MWH)	<u>162,297</u>	<u>1,065,987</u>	<u>1,065,987</u>
20. Unit Service Factor			
21. Unit Avail Factor		NOT IN	
22. Unit Cap Factor (MDC Net)		COMMERCIAL	
23. Unit Cap Factor (DER Net)		OPERATION	
24. Unit Forced Outage Rate			
25. Forced Outage Hours	<u>236.1</u>	<u>643.5</u>	<u>643.5</u>
26. Shutdowns Sched Over Next 6 Months (Type, Date, Duration):	<u>NONE</u>		

27. If Currently Shutdown Estimated Startup Date: 08/02/85

 * BYRON 1 *

AVERAGE DAILY POWER LEVEL (MWe) PLOT
 BYRON 1



JULY 1985

Report Period JUL 1985

UNIT SHUTDOWNS / REDUCTIONS

 * BYRON 1 *

No.	Date	Type	Hours	Reason	Method	LER Number	System	Component	Cause & Corrective Action to Prevent Recurrence
20	06/27/85	S	206.5	A	4				SCHEDULED STARTUP TESTING OUTAGE.
21	07/08/85	F	14.1	A	2				A MANUAL TURBINE TRIP WAS INITIATED AT 8% REACTOR POWER DUE TO MISALIGNMENT OF CONTROL ROD P-8. A REACTOR TRIP RESULTED.
22	07/12/85	F	10.7	B	3				THE REACTOR TRIPPED DURING PERFORMANCE OF THE 50% LOAD REJECTION TEST.
23	07/13/85	F	211.3	A	3				THE REACTOR TRIPPED DUE TO HIGH NEGATIVE FLUX RATE WHICH WAS CAUSED BY LIGHTNING.
24	07/27/85	S	100.0	B	2				100% REACTOR TRIP STARTUP TEST.

 * SUMMARY *

 BYRON 1 OPERATED WITH 5 OUTAGES, SHUTTING DOWN ON JULY 27TH FOR REACTOR TRIP STARTUP TEST.

Type	Reason	Method	System & Component	
F-Forced	A-Equip Failure	F-Admin	1-Manual	Exhibit F & H
S-Sched	B-Maint or Test	G-Oper Error	2-Manual Scram	Instructions for
	C-Refueling	H-Other	3-Auto Scram	Preparation of
	D-Regulatory Restriction		4-Continued	Data Entry Sheet
	E-Operator Training		5-Reduced Load	Licensee Event Report
	& License Examination		9-Other	(LER) File (NUREG-0161)

* BYRON 1 *

FACILITY DATA

Report Period JUL 1985

FACILITY DESCRIPTION

LOCATION
STATE.....ILLINOIS

COUNTY.....OGLE

DIST AND DIRECTION FROM
NEAREST POPULATION CTR...17 MI SW OF
ROCKFORD, ILL

TYPE OF REACTOR.....PWR

DATE INITIAL CRITICALITY...FEBRUARY 2, 1985

DATE ELEC ENER 1ST GENER...MARCH 1, 1985

DATE COMMERCIAL OPERATE....*****

CONDENSER COOLING METHOD...CC HNDCT

CONDENSER COOLING WATER...ROCK RIVER

ELECTRIC RELIABILITY
COUNCIL.....MID-AMERICA
INTERPOOL NETWORK

UTILITY & CONTRACTOR INFORMATION

UTILITY
LICENSEE.....COMMONWEALTH EDISON

CORPORATE ADDRESS.....P.O. BOX 767
CHICAGO, ILLINOIS 60690

CONTRACTOR
ARCHITECT/ENGINEER.....SARGENT & LUNDY

NUC STEAM SYS SUPPLIER...WESTINGHOUSE

CONSTRUCTOR.....COMMONWEALTH EDISON

TURBINE SUPPLIER.....WESTINGHOUSE

REGULATORY INFORMATION

IE REGION RESPONSIBLE.....III

IE RESIDENT INSPECTOR.....J. HINDS

LICENSING PROJ MANAGER....L. OLSHAN
DOCKET NUMBER.....50-454

LICENSE & DATE ISSUANCE...NPF-37, FEBRUARY 14, 1985

PUBLIC DOCUMENT ROOM.....LIBRARIAN
BUSINESS SCIENCE & TECHNOLOGY DEPT.
ROCKFORD PUBLIC LIBRARY
215 NORTH WYMAN STREET
ROCKFORD, ILLINOIS 61101

INSPECTION STATUS

INSPECTION SUMMARY

INSPECTION ON JUNE 10-13 (85015): ROUTINE, ANNOUNCED INSPECTION OF THE BYRON NUCLEAR GENERATING STATION'S EMERGENCY PREPAREDNESS EXERCISE, INVOLVING OBSERVATIONS BY SEVEN NRC REPRESENTATIVES OF KEY FUNCTIONS AND LOCATIONS DURING THE EXERCISE. THE INSPECTION INVOLVED 155 INSPECTOR-HOURS ONSITE BY THREE NRC INSPECTORS AND FOUR CONSULTANTS. NO ITEMS OF NONCOMPLIANCE, DEFICIENCIES, OR DEVIATIONS WERE IDENTIFIED. HOWEVER, ONE EXERCISE WEAKNESS WAS IDENTIFIED AS SUMMARIZED IN THE APPENDIX.

INSPECTION ON MAY 22 THROUGH JUNE 28 (85024): ROUTINE, ANNOUNCED SAFETY INSPECTION TO REVIEW LICENSEE ACTION ON PREVIOUS INSPECTION FINDINGS; LICENSEE ACTION ON LICENSE CONDITIONS; STARTUP TEST RESULTS EVALUATION; STARTUP TEST RESULTS VERIFICATION; AND STARTUP TEST WITNESSING. THE INSPECTION INVOLVED 75 INSPECTOR-HOURS ONSITE INCLUDING 3 INSPECTOR-HOURS ONSITE DURING OFFSHIFTS AND 12 INSPECTOR-HOURS IN OFFICE BY ONE INSPECTOR. NO VIOLATIONS OR DEVIATIONS WERE IDENTIFIED.

INSPECTION ON JUNE 4 - JULY 1 (85025): ROUTINE, UNANNOUNCED SAFETY INSPECTION BY THE RESIDENT INSPECTORS OF LICENSEE ACTION ON PREVIOUS INSPECTION FINDINGS; LERS; LOCATION OF MANUAL TRIP CIRCUIT IN SOLID-STATE PROTECTION SYSTEM; MAINTENANCE; SURVEILLANCE; OPERATIONAL SAFETY; STARTUP TESTING; HEADQUARTERS REQUESTS; REGION III REQUESTS; EVENT FOLLOWUP; ALLEGATIONS; AND OTHER ACTIVITIES. THE INSPECTION CONSISTED OF 137 INSPECTOR-HOURS ONSITE BY 3 NRC INSPECTORS INCLUDING 27 INSPECTOR-HOURS DURING OFF-SHIFTS. OF THE 11 AREAS INSPECTED, NO VIOLATIONS OR DEVIATIONS WERE IDENTIFIED IN 10 AREAS; ONE VIOLATION WAS IDENTIFIED IN THE REMAINING AREA (FAILURE TO PERFORM TECHNICAL SPECIFICATION SURVEILLANCES WHEN REQUIRED). THE VIOLATION CITES 2 INSTANCES OF MISSED SURVEILLANCES WHICH WERE REQUIRED BY TECHNICAL SPECIFICATIONS; HOWEVER, EXAMINATION OF THE STRIP CHART RECORDS INDICATED

INSPECTION STATUS - (CONTINUED)

INSPECTION SUMMARY

INSPECTION ON JUNE 3, 19-20, AND 24-25 (85026): UNANNOUNCED SPECIAL SAFETY INSPECTION OF STEAM GENERATOR SHELL REPAIRS; WELDING OF REACTOR VESSEL INTERVALS; RECORD REVIEW OF SAFETY-RELATED STRUCTURES; AND REVIEW OF RADIOGRAPHS AND REPORTS OF FIELD PIPING WELDS. THE INSPECTION INVOLVED A TOTAL OF 36 INSPECTOR-HOURS BY ONE NRC INSPECTOR. NO VIOLATIONS OR DEVIATIONS WERE IDENTIFIED.

INSPECTION ON JUNE 19 AND 20 (85029): ROUTINE, ANNOUNCED SAFETY INSPECTION BY A REGIONAL INSPECTOR OF LICENSEE ACTIONS ON 50.55(E) REPORTS, IE BULLETINS, AND UNIT 2 WORK ACTIVITIES ASSOCIATED WITH INSTALLATION OF INSTRUMENTS AND ASSOCIATED FITTINGS. THE INSPECTION INVOLVED A TOTAL OF 13 INSPECTOR-HOURS ONSITE AND 3 INSPECTOR-HOURS OFFSITE BY ONE NRC INSPECTOR. NO VIOLATIONS OR DEVIATIONS WERE IDENTIFIED.

NONE

SYSTEMS AND COMPONENT PROBLEMS:

NONE

FACILITY ITEMS (PLANS AND PROCEDURES):

NONE

MANAGERIAL ITEMS:

NONE

PLANT STATUS:

START-UP TESTING

LAST IE SITE INSPECTION DATE: AUGUST 2 - SEPTEMBER 3, 1985

INSPECTION REPORT NO: 85036

Report Period JUL 1985

REPORTS FROM LICENSEE

* BYRON 1 *

```
=====
NUMBER    DATE OF    DATE OF    SUBJECT
          EVENT     REPORT
-----
85-60     06/16/85    07/16/85    RWST TEMPERATURE ABOVE 100 DEGREES F
85-61     06/24/85    07/24/85    REACTOR TRIP
85-62     06/27/85    07/27/85    OVER TEMPERATURE DELTA T REACTOR TRIP/LOSS OF TWO CIRC WATER PUMPS
85-64     07/04/85    07/25/85    UNIT 1 CONTAINMENT VENTILATION ISOLATION
=====
```

THIS PAGE INTENTIONALLY LEFT BLANK

1. Docket: 50-483 O P E R A T I N G S T A T U S

2. Reporting Period: 07/01/85 Outage + On-line Hrs: 744.0

3. Utility Contact: ROB GOODENOW (314) 676-8460

4. Licensed Thermal Power (Mwt): 3411

5. Nameplate Rating (Gross MWe): 1236

6. Design Electrical Rating (Net MWe): 1171

7. Maximum Dependable Capacity (Gross MWe): 1174

8. Maximum Dependable Capacity (Net MWe): 1120

9. If Changes Occur Above Since Last Report, Give Reasons:

10. Power Level To Which Restricted, If Any (Net MWe): _____

11. Reasons for Restrictions, If Any: _____

NONE

	MONTH	YEAR	CUMULATIVE
12. Report Period Hrs	<u>744.0</u>	<u>5,087.0</u>	<u>5,389.5</u>
13. Hours Reactor Critical	<u>699.5</u>	<u>4,600.5</u>	<u>4,903.0</u>
14. Rx Reserve Shtdwn Hrs	<u>.0</u>	<u>.0</u>	<u>.0</u>
15. Hrs Generator On-Line	<u>691.7</u>	<u>4,505.8</u>	<u>4,808.3</u>
16. Unit Reserve Shtdwn Hrs	<u>.0</u>	<u>.0</u>	<u>.0</u>
17. Gross Therm Ener (MWH)	<u>2,204,437</u>	<u>13,939,999</u>	<u>14,941,524</u>
18. Gross Elec Ener (MWH)	<u>745,763</u>	<u>4,719,036</u>	<u>5,058,216</u>
19. Net Elec Ener (MWH)	<u>708,206</u>	<u>4,474,965</u>	<u>4,797,988</u>
20. Unit Service Factor	<u>93.0</u>	<u>88.6</u>	<u>89.2</u>
21. Unit Avail Factor	<u>93.0</u>	<u>88.6</u>	<u>89.2</u>
22. Unit Cap Factor (MDC Net)	<u>85.0</u>	<u>78.5</u>	<u>79.5</u>
23. Unit Cap Factor (DER Net)	<u>81.3</u>	<u>75.1</u>	<u>76.0</u>
24. Unit Forced Outage Rate	<u>7.0</u>	<u>5.9</u>	<u>5.6</u>
25. Forced Outage Hours	<u>52.3</u>	<u>284.9</u>	<u>284.9</u>

26. Shutdowns Sched Over Next 6 Months (Type, Date, Duration):

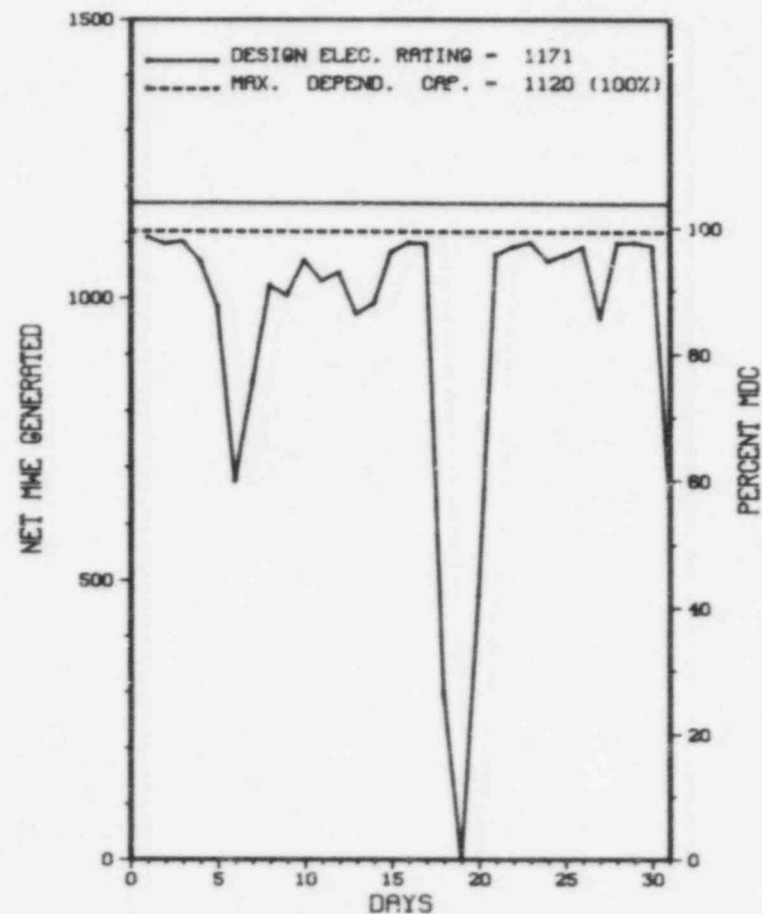
NONE

27. If Currently Shutdown Estimated Startup Date: N/A

* CALLAWAY 1 *

AVERAGE DAILY POWER LEVEL (MWe) PLOT

CALLAWAY 1



JULY 1985

Report Period JUL 1985

UNIT SHUTDOWNS / REDUCTIONS

* CALLAWAY 1 *

No.	Date	Type	Hours	Reason	Method	LER Number	System Component	Cause & Corrective Action to Prevent Recurrence
13	07/05/85	S	3.0	B	5			LOAD REDUCED FOR SECONDARY PLANT EQUIPMENT MAINTENANCE AND CONDENSER TESTING.
14	07/18/85	F	43.0	A	3	85-034-00		REACTOR TRIP FROM 100% POWER DUE TO ROD CONTROL RECTIFIER FAILURE.
15	07/31/85	F	9.3	G	3	85-036-00		REACTOR TRIP FROM 100% POWER DUE TO INADVERTENT CLOSURE OF MFIV.

* SUMMARY *

CALLAWAY 1 OPERATED WITH 1 REDUCTION AND 2 OUTAGES DURING JULY.

Type	Reason	Method	System & Component
F-Forced	A-Equip Failure	1-Manual	Exhibit F & H
S-Sched	B-Maint or Test	2-Manual Scram	Instructions for
	C-Refueling	3-Auto Scram	Preparation of
	D-Regulatory Restriction	4-Continued	Data Entry Sheet
	E-Operator Training	5-Reduced Load	Licensee Event Report
	& License Examination	9-Other	(LER) File (NUREG-0161)

* CALLAWAY 1 *

FACILITY DATA

Report Period JUL 1985

FACILITY DESCRIPTION

LOCATION
STATE.....MISSOURI
COUNTY.....CALLAWAY
DIST AND DIRECTION FROM
NEAREST POPULATION CTR...10 MI SE OF
FULTON, MO
TYPE OF REACTOR.....PWR
DATE INITIAL CRITICALITY...OCTOBER 2, 1984
DATE ELEC ENER 1ST GENER...OCTOBER 24, 1984
DATE COMMERCIAL OPERATE...DECEMBER 19, 1984
CONDENSER COOLING METHOD...COOLING TOWER
CONDENSER COOLING WATER...MISSOURI RIVER
ELECTRIC RELIABILITY
COUNCIL.....MID-AMERICA
INTERPOOL NETWORK

UTILITY & CONTRACTOR INFORMATION

UTILITY
LICENSEE.....UNION ELECTRIC
CORPORATE ADDRESS.....P.O. BOX 149
ST LOUIS, MISSOURI 63166
CONTRACTOR
ARCHITECT/ENGINEER.....BECHTEL
NUC STEAM SYS SUPPLIER...WESTINGHOUSE
CONSTRUCTOR.....DANIEL INTERNATIONAL
TURBINE SUPPLIER.....GENERAL ELECTRIC

REGULATORY INFORMATION

IE REGION RESPONSIBLE.....III
IE RESIDENT INSPECTOR.....B. LITTLE
LICENSING PROJ MANAGER.....T. ALEXION
DOCKET NUMBER.....50-483
LICENSE & DATE ISSUANCE....NPF-30, OCTOBER 18, 1984
PUBLIC DOCUMENT ROOM.....FULTON CITY LIBRARY
709 MARKET STREET
FULTON, MO 65251

I N S P E C T I O N S T A T U S

INSPECTION SUMMARY

INSPECTION ON MAY 28-31 AND JUNE 14 (85014): ROUTINE ANNOUNCED INSPECTION OF LICENSEE ACTION ON PREVIOUSLY IDENTIFIED INSPECTION FINDINGS; PUMP AND VALVE INSERVICE TEST PROGRAM IMPLEMENTATION; AND RESIDUAL HEAT REMOVAL PUMP TESTING. THE INSPECTION INVOLVED A TOTAL OF 20 INSPECTOR-HOURS ONSITE (INCLUDING 2 INSPECTOR-HOURS ONSITE DURING OFF-SHIFTS) AND 12 INSPECTOR-HOURS OFFSITE. IN THE THREE AREAS INSPECTED, NO VIOLATIONS OR DEVIATIONS WERE IDENTIFIED IN TWO AREAS; ONE VIOLATION WAS IDENTIFIED IN THE REMAINING AREA (FAILURE TO MEET TECHNICAL SPECIFICATION 3.5.2 FOR ECCS SYSTEMS).

ENFORCEMENT SUMMARY

NONE

OTHER ITEMS

SYSTEMS AND COMPONENT PROBLEMS:

NONE

INSPECTION STATUS - (CONTINUED)

* CALLAWAY 1 *

FACILITY ITEMS (PLANS AND PROCEDURES):

MANAGERIAL ITEMS:

NONE

PLANT STATUS:

UNIT IS OPERATING NORMALLY.

LAST IE SITE INSPECTION DATE: AUGUST 5-9, 1985

INSPECTION REPORT NO: 85019

REPORTS FROM LICENSEE

NUMBER	DATE OF EVENT	DATE OF REPORT	SUBJECT
85-28	05/29/85	07/11/85	TECHNICAL SPECIFICATION VIOLATION
85-29	06/07/85	07/11/85	FAILURE TO MEET SURVEILLANCE REQUIREMENT
85-30	06/17/85	07/17/85	TECHNICAL SPECIFICATION VIOLATION
85-31	06/20/85	07/17/85	LO LO STEAM GENERATOR LEVEL REACTOR TRIP
85-33	07/16/85	07/29/85	FAILURE TO SURVEILL TECH SPEC FIRE DOOR

1. Docket: 50-317 O P E R A T I N G S T A T U S

2. Reporting Period: 07/01/85 Outage + On-line Hrs: 744.0

3. Utility Contact: EVELYN BEWLEY (301) 787-5365

4. Licensed Thermal Power (MWt): 2700

5. Nameplate Rating (Gross MWe): 1020 X 0.9 = 918

6. Design Electrical Rating (Net MWe): 845

7. Maximum Dependable Capacity (Gross MWe): 860

8. Maximum Dependable Capacity (Net MWe): 825

9. If Changes Occur Above Since Last Report, Give Reasons:
NONE

10. Power Level To Which Restricted, If Any (Net MWe): _____

11. Reasons for Restrictions, If Any: _____
NONE

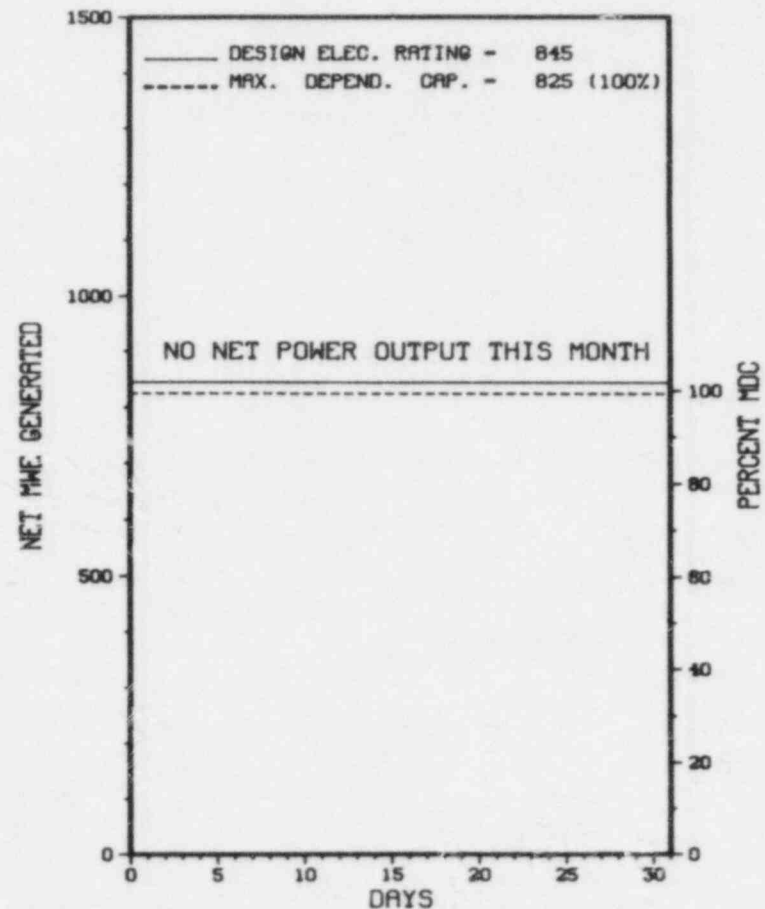
	MONTH	YEAR	CUMULATIVE
12. Report Period Hrs	<u>744.0</u>	<u>5,087.0</u>	<u>89,700.0</u>
13. Hours Reactor Critical	<u>.0</u>	<u>2,282.6</u>	<u>69,780.5</u>
14. Rx Reserve Shtdwn Hrs	<u>.0</u>	<u>14.3</u>	<u>1,999.2</u>
15. Hrs Generator On-Line	<u>.0</u>	<u>2,184.2</u>	<u>68,355.0</u>
16. Unit Reserve Shtdwn Hrs	<u>.0</u>	<u>.0</u>	<u>.0</u>
17. Gross Therm Ener (MWH)	<u>0</u>	<u>5,792,566</u>	<u>169,575,303</u>
18. Gross Elec Ener (MWH)	<u>0</u>	<u>1,968,684</u>	<u>56,012,064</u>
19. Net Elec Ener (MWH)	<u>0</u>	<u>1,882,872</u>	<u>53,439,439</u>
20. Unit Service Factor	<u>.0</u>	<u>42.9</u>	<u>76.2</u>
21. Unit Avail Factor	<u>.0</u>	<u>42.9</u>	<u>76.2</u>
22. Unit Cap Factor (MDC Net)	<u>.0</u>	<u>44.9</u>	<u>72.8*</u>
23. Unit Cap Factor (DER Net)	<u>.0</u>	<u>43.8</u>	<u>70.5</u>
24. Unit Forced Outage Rate	<u>.0</u>	<u>4.2</u>	<u>8.3</u>
25. Forced Outage Hours	<u>.0</u>	<u>94.8</u>	<u>6,075.4</u>
26. Shutdowns Sched Over Next 6 Months (Type, Date, Duration): <u>NONE</u>			

27. If Currently Shutdown Estimated Startup Date: 08/06/85

* CALVERT CLIFFS 1 *

AVERAGE DAILY POWER LEVEL (MWe) PLOT

CALVERT CLIFFS 1



JULY 1985

* Item calculated with a Weighted Average

PAGE 2-056

Report Period JUL 1985

UNIT SHUTDOWNS / REDUCTIONS

 * CALVERT CLIFFS 1 *

No.	Date	Type	Hours	Reason	Method	LER Number	System	Component	Cause & Corrective Action to Prevent Recurrence
85-03	04/05/85	S	744.0	C	4		RC	FUELXX	THE 7TH SCHEDULED REFUELING OUTAGE IS CONTINUING DUE TO INSULATION FAILURE ON THE MAIN GENERATOR STATOR AND FAILED UPPER AND LOWER SHAFT SEALS ON 11B REACTOR COOLANT PUMP. THE MAIN GENERATOR REPAIRS WERE COMPLETED ON JULY 29TH, 1985.

 * SUMMARY *

CALVERT CLIFFS 1 REMAINS SHUTDOWN IN A CONTINUING REFUELING/MAINTENANCE OUTAGE.

Type	Reason	Method	System & Component
F-Forced	A-Equip Failure	F-Admin	1-Manual
S-Sched	B-Maint or Test	G-Oper Error	2-Manual Scram
	C-Refueling	H-Other	3-Auto Scram
	D-Regulatory Restriction		4-Continued
	E-Operator Training		5-Reduced Load
	& License Examination		9-Other
			Exhibit F & H
			Instructions for
			Preparation of
			Data Entry Sheet
			Licensee Event Report
			(LER) File (NUREG-0161)

* CALVERT CLIFFS 1 *

FACILITY DATA

Report Period JUL 1985

FACILITY DESCRIPTION

LOCATION
STATE.....MARYLAND
COUNTY.....CALVERT
DIST AND DIRECTION FROM
NEAREST POPULATION CTR...40 MI S OF
ANNAPOLIS, MD
TYPE OF REACTOR.....PWR
DATE INITIAL CRITICALITY...OCTOBER 7, 1974
DATE ELEC ENER 1ST GENER...JANUARY 3, 1975
DATE COMMERCIAL OPERATE...MAY 8, 1975
CONDENSER COOLING METHOD...ONCE THRU
CONDENSER COOLING WATER...CHESAPEAKE BAY
ELECTRIC RELIABILITY
COUNCIL.....MID-ATLANTIC
AREA COUNCIL

UTILITY & CONTRACTOR INFORMATION

UTILITY
LICENSEE.....BALTIMORE GAS & ELEC
CORPORATE ADDRESS.....P.O. BOX 1475
BALTIMORE, MARYLAND 21203
CONTRACTOR
ARCHITECT/ENGINEER.....BECHTEL
NUC STEAM SYS SUPPLIER...COMBUSTION ENGINEERING
CONSTRUCTOR.....BECHTEL
TURBINE SUPPLIER.....GENERAL ELECTRIC

REGULATORY INFORMATION

IE REGION RESPONSIBLE.....I
IE RESIDENT INSPECTOR.....T. FOLEY
LICENSING PROJ MANAGER.....D. JAFFE
DOCKET NUMBER.....50-317
LICENSE & DATE ISSUANCE...DPR-53, JULY 31, 1974
PUBLIC DOCUMENT ROOM.....CALVERT COUNTY LIBRARY
FOURTH STREET
PRINCE FREDERICK, MARYLAND 20678

INSPECTION STATUS

INSPECTION SUMMARY

NO INSPECTION INPUT PROVIDED.

ENFORCEMENT SUMMARY

NONE

OTHER ITEMS

SYSTEMS AND COMPONENTS:

NO INPUT PROVIDED.

FACILITY ITEMS (PLANS AND PROCEDURES):

NO INPUT PROVIDED.

Report Period JUL 1985

I N S P E C T I O N S T A T U S - (CONTINUED)

* CALVERT CLIFFS 1 *

OTHER ITEMS

MANAGERIAL ITEMS:

NO INPUT PROVIDED.

PLANT STATUS:

NO INPUT PROVIDED.

LAST IE SITE INSPECTION DATE: NO INPUT PROVIDED.

INSPECTION REPORT NO: NO INPUT PROVIDED.

R E P O R T S F R O M L I C E N S E E

=====

NUMBER	DATE OF EVENT	DATE OF REPORT	SUBJECT

NO INPUT PROVIDED.			
=====			

1. Docket: 50-318 O P E R A T I N G S T A T U S

2. Reporting Period: 07/01/85 Outage + On-line Hrs: 744.0

3. Utility Contact: EVELYN BEWLEY (310) 787-5365

4. Licensed Thermal Power (Mwt): 2700

5. Nameplate Rating (Gross MWe): 1012 X 0.9 = 911

6. Design Electrical Rating (Net MWe): 845

7. Maximum Dependable Capacity (Gross MWe): 860

8. Maximum Dependable Capacity (Net MWe): 825

9. If Changes Occur Above Since Last Report, Give Reasons: NONE

10. Power Level To Which Restricted, If Any (Net MWe):

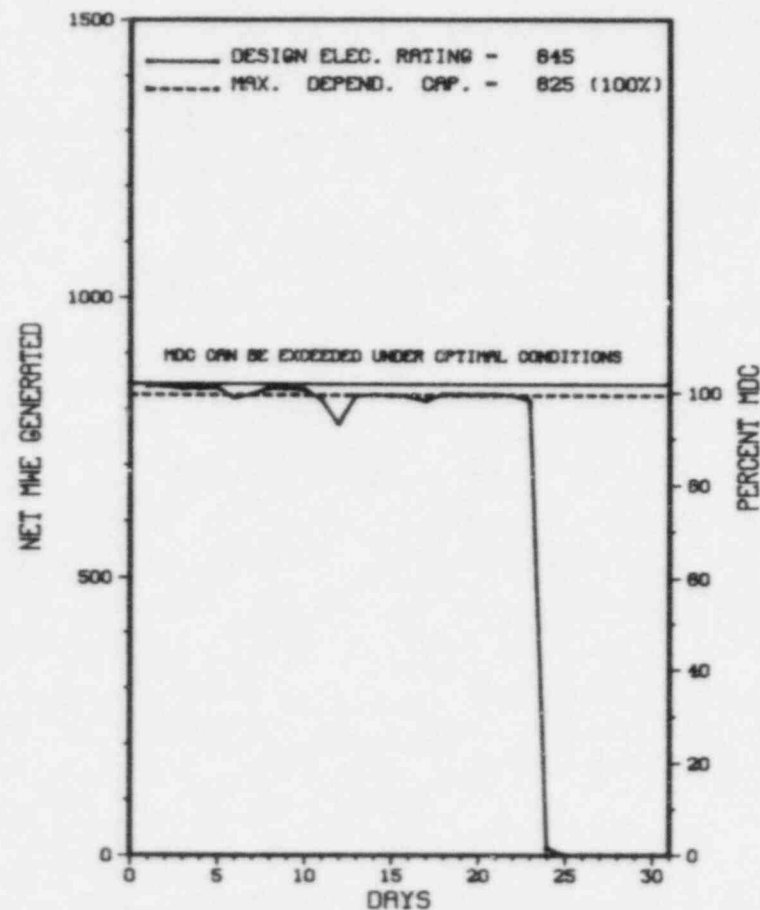
11. Reasons for Restrictions, If Any: NONE

	MONTH	YEAR	CUMULATIVE
12. Report Period Hrs	<u>744.0</u>	<u>5,087.0</u>	<u>73,055.0</u>
13. Hours Reactor Critical	<u>553.8</u>	<u>4,527.9</u>	<u>61,085.9</u>
14. Rx Reserve Shtdwn Hrs	<u>190.2</u>	<u>190.2</u>	<u>1,158.5</u>
15. Hrs Generator On-Line	<u>553.3</u>	<u>4,511.9</u>	<u>60,130.3</u>
16. Unit Reserve Shtdwn Hrs	<u>.0</u>	<u>.0</u>	<u>.0</u>
17. Gross Therm Ener (MWH)	<u>1,468,212</u>	<u>11,960,830</u>	<u>150,689,766</u>
18. Gross Elec Ener (MWH)	<u>476,765</u>	<u>3,967,950</u>	<u>49,626,153</u>
19. Net Elec Ener (MWH)	<u>456,393</u>	<u>3,795,937</u>	<u>47,338,145</u>
20. Unit Service Factor	<u>74.4</u>	<u>88.7</u>	<u>82.3</u>
21. Unit Avail Factor	<u>74.4</u>	<u>88.7</u>	<u>82.3</u>
22. Unit Cap Factor (MDC Net)	<u>74.4</u>	<u>90.4</u>	<u>78.9*</u>
23. Unit Cap Factor (DER Net)	<u>72.6</u>	<u>88.3</u>	<u>76.7</u>
24. Unit Forced Outage Rate	<u>.0</u>	<u>7.9</u>	<u>6.2</u>
25. Forced Outage Hours	<u>.0</u>	<u>384.4</u>	<u>3,981.3</u>
26. Shutdowns Sched Over Next 6 Months (Type, Date, Duration):			
<u>REFUELING OUTAGE - 10/19/85 TO 12/22/85</u>			

27. If Currently Shutdown Estimated Startup Date: 08/06/85

* CALVERT CLIFFS 2 *

AVERAGE DAILY POWER LEVEL (MWe) PLOT
CALVERT CLIFFS 2



JULY 1985

* Item calculated with a Weighted Average

Report Period JUL 1985

UNIT SHUTDOWNS / REDUCTIONS

* CALVERT CLIFFS 2 *

No.	Date	Type	Hours	Reason	Method	LER Number	System	Component	Cause & Corrective Action to Prevent Recurrence
85-06	07/11/85	S	0.0	B	5		HA	VALVEX	LOAD WAS REDUCED TO ALLOW MAIN TURBINE CONTROL VALVE TESTING AND CONDENSER TUBE BULLETING.
85-07	07/24/85	S	190.7	A	1		CC	PIPEXX	THE UNIT WAS SHUT DOWN TO REPAIR COLD REHEAT PIPING. STARTUP IS BEING DELAYED WHILE REPAIRS ARE MADE TO 21 MAIN STEAM ISOLATION VALVE HYDRAULIC SYSTEM.

* SUMMARY *

CALVERT CLIFFS 2 SHUTDOWN ON JULY 24TH FOR MAINTENANCE.

Type	Reason	Method	System & Component
F-Forced	A-Equip Failure	1-Manual	Exhibit F & H
S-Sched	B-Maint or Test	2-Manual Scram	Instructions for
	C-Refueling	3-Auto Scram	Preparation of
	D-Regulatory Restriction	4-Continued	Data Entry Sheet
	E-Operator Training	5-Reduced Load	Licensee Event Report
	& License Examination	9-Other	(LER) File (NUREG-0161)

* CALVERT CLIFFS 2 *

FACILITY DATA

Report Period JUL 1985

FACILITY DESCRIPTION

LOCATION
STATE.....MARYLAND
COUNTY.....CALVERT
DIST AND DIRECTION FROM
NEAREST POPULATION CTR...40 MI S OF
ANNAPOLIS, MD
TYPE OF REACTOR.....PWR
DATE INITIAL CRITICALITY...NOVEMBER 30, 1976
DATE ELEC ENER 1ST GENER...DECEMBER 7, 1976
DATE COMMERCIAL OPERATE...APRIL 1, 1977
CONDENSER COOLING METHOD...ONCE THRU
CONDENSER COOLING WATER...CHESAPEAKE BAY
ELECTRIC RELIABILITY
COUNCIL.....MID-ATLANTIC
AREA COUNCIL

UTILITY & CONTRACTOR INFORMATION

UTILITY
LICENSEE.....BALTIMORE GAS & ELEC
CORPORATE ADDRESS.....P.O. BOX 1475
BALTIMORE, MARYLAND 21203
CONTRACTOR
ARCHITECT/ENGINEER.....BECHTEL
NUC STEAM SYS SUPPLIER...COMBUSTION ENGINEERING
CONSTRUCTOR.....BECHTEL
TURBINE SUPPLIER.....WESTINGHOUSE

REGULATORY INFORMATION

IE REGION RESPONSIBLE.....I
IE RESIDENT INSPECTOR.....T. FOLEY
LICENSING PROJ MANAGER.....D. JAFFE
DOCKET NUMBER.....50-318
LICENSE & DATE ISSUANCE...DPR-69, NOVEMBER 30, 1976
PUBLIC DOCUMENT ROOM.....CALVERT COUNTY LIBRARY
FOURTH STREET
PRINCE FREDERICK, MARYLAND 20678

INSPECTION STATUS

INSPECTION SUMMARY

NO INSPECTION INPUT PROVIDED.

ENFORCEMENT SUMMARY

NONE

OTHER ITEMS

SYSTEMS AND COMPONENTS:

NO INPUT PROVIDED.

FACILITY ITEMS (PLANS AND PROCEDURES):

NO INPUT PROVIDED.

Report Period JUL 1985

I N S P E C T I O N S T A T U S - (CONTINUED)

* CALVERT CLIFFS 2 *

OTHER ITEMS

MANAGERIAL ITEMS:

NO INPUT PROVIDED.

PLANT STATUS:

NO INPUT PROVIDED.

LAST IE SITE INSPECTION DATE: NO INPUT PROVIDED.

INSPECTION REPORT NO: NO INPUT PROVIDED.

R E P O R T S F R O M L I C E N S E E

=====

NUMBER	DATE OF EVENT	DATE OF REPORT	SUBJECT
--------	------------------	-------------------	---------

NO INPUT PROVIDED.

=====

1. Docket: 50-413 O P E R A T I N G S T A T U S

2. Reporting Period: 07/01/85 Outage + On-line Hrs: 744.0

3. Utility Contact: J. A. REAVIS (704) 373-7567

4. Licensed Thermal Power (MWh): 3411

5. Nameplate Rating (Gross MWe): 1205

6. Design Electrical Rating (Net MWe): 1145

7. Maximum Dependable Capacity (Gross MWe): 1145

8. Maximum Dependable Capacity (Net MWe): 1145

9. If Changes Occur Above Since Last Report, Give Reasons:

10. Power Level To Which Restricted, If Any (Net MWe):

11. Reasons for Restrictions, If Any:

NONE

	MONTH	YEAR	CUMULATIVE
12. Report Period Hrs	<u>744.0</u>	<u>792.0</u>	<u>792.0</u>
13. Hours Reactor Critical	<u>708.2</u>	<u>756.2</u>	<u>756.2</u>
14. Rx Reserve Shtdwn Hrs	<u>.0</u>	<u>.0</u>	<u>.0</u>
15. Hrs Generator On-Line	<u>646.9</u>	<u>694.9</u>	<u>694.9</u>
16. Unit Reserve Shtdwn Hrs	<u>.0</u>	<u>.0</u>	<u>.0</u>
17. Gross Therm Ener (MWH)	<u>2,050,633</u>	<u>2,213,082</u>	<u>2,213,082</u>
18. Gross Elec Ener (MWH)	<u>693,354</u>	<u>749,638</u>	<u>749,638</u>
19. Net Elec Ener (MWH)	<u>647,442</u>	<u>700,663</u>	<u>700,663</u>
20. Unit Service Factor	<u>86.9</u>	<u>87.7</u>	<u>87.7</u>
21. Unit Avail Factor	<u>86.9</u>	<u>87.7</u>	<u>87.7</u>
22. Unit Cap Factor (MDC Net)	<u>76.0</u>	<u>77.3</u>	<u>77.3</u>
23. Unit Cap Factor (DER Net)	<u>76.0</u>	<u>77.3</u>	<u>77.3</u>
24. Unit Forced Outage Rate	<u>13.1</u>	<u>12.3</u>	<u>12.3</u>
25. Forced Outage Hours	<u>97.1</u>	<u>97.1</u>	<u>97.1</u>

26. Shutdowns Sched Over Next 6 Months (Type, Date, Duration):

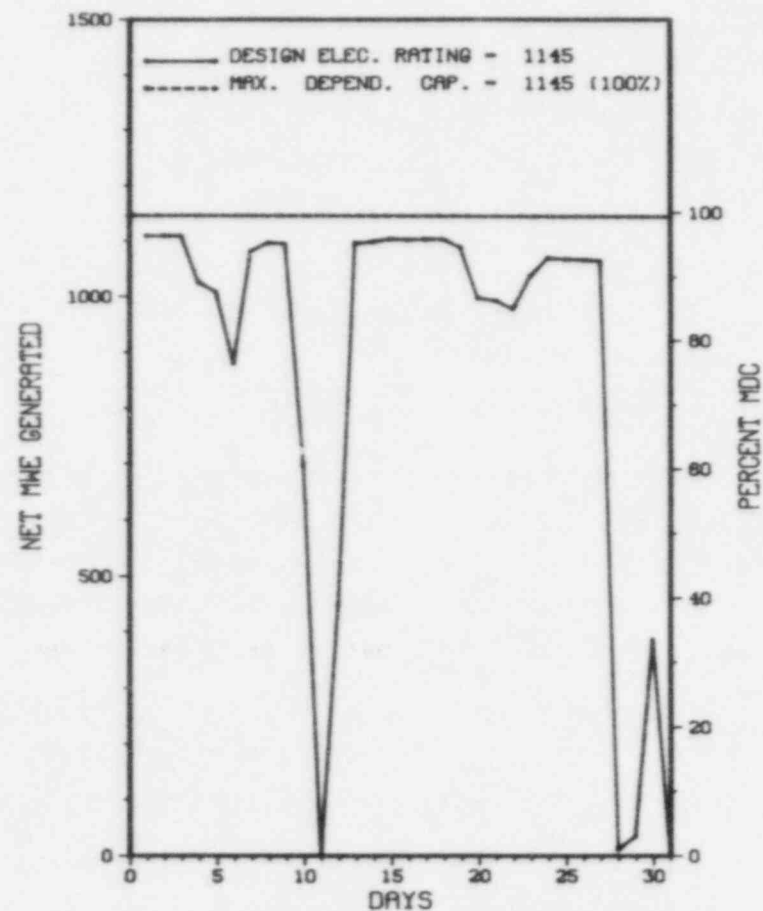
NONE

27. If Currently Shutdown Estimated Startup Date: 08/04/85

* CATAWBA 1 *

AVERAGE DAILY POWER LEVEL (MWe) PLOT

CATAWBA 1



JULY 1985

Report Period JUL 1985

UNIT SHUTDOWNS / REDUCTIONS

 * CATAWBA 1 *

No.	Date	Type	Hours	Reason	Method	LER Number	System	Component	Cause & Corrective Action to Prevent Recurrence
1-P	07/04/85	F	0.0	A	5		HH	PUMPXX	REDUCTION TO SECURE BOTH 'C' HEATER DRAIN PUMPS FOR STEAM LEAK REPAIR.
2-P	07/05/85	F	0.0	A	5		HH	PUMPXX	REDUCTION TO RESTORE BOTH 'C' HEATER DRAIN PUMPS AFTER STEAM LEAK REPAIR.
3-P	07/06/85	F	0.0	A	5		CH	TURBIN	CONDENSATE FEEDWATER PUMP TURBINE VENT LINE REPAIR.
4-P	07/06/85	F	0.0	F	5		RC	FUELXX	QUADRANT POWER TILT RATIO OUT OF SPEC.
1	07/10/85	F	37.3	G	3		IA	INSTRU	CHANNEL OF NUCLEAR INSTRUMENTATION INADVERTENTLY ISOLATED DURING TEST.
5-P	07/19/85	S	0.0	F	5		CC	VALVEX	TURBINE STOP VALVE TESTING.
6-P	07/27/85	S	0.0	F	5		CC	VALVEX	CONTROL VALVE MOVEMENT TEST.
2	07/28/85	F	35.3	A	1		HC	HEATEX	CONDENSER TUBE LEAK REPAIRS.
7-P	07/30/85	F	0.0	F	5		HH	ZZZZZZ	FEEDWATER CHEMISTRY OUT OF SPEC (CONDUCTIVITY AND CATION).
8-P	07/30/85	F	0.0	F	5		HH	ZZZZZZ	FEEDWATER CHEMISTRY OUT OF SPEC (CONDUCTIVITY AND CATION).
3	07/30/85	F	24.5	A	1		CH	PUMPXX	FEEDWATER PUMP TRIP DUE TO HIGH PUMP DISCHARGE PRESSURE.

 * SUMMARY *

CATAWBA 1 OPERATED WITH 8 REDUCTIONS AND 3 OUTAGES IN JULY, SHUTTING DOWN FOR EQUIPMENT REPAIRS ON JULY 30TH.

Type	Reason	Method	System & Component
F-Forced	A-Equip Failure	1-Manual	Exhibit F & H
S-Sched	B-Maint or Test	2-Manual Scram	Instructions for
	C-Refueling	3-Auto Scram	Preparation of
	D-Regulatory Restriction	4-Continued	Data Entry Sheet
	E-Operator Training	5-Reduced Load	Licensee Event Report
	& License Examination	9-Other	(LER) File (NUREG-0161)
	F-Admin		
	G-Oper Error		
	H-Other		

* CATAWBA 1 *

FACILITY DATA

Report Period JUL 1985

FACILITY DESCRIPTION

LOCATION
STATE.....SOUTH CAROLINA
COUNTY.....YORK
DIST AND DIRECTION FROM
NEAREST POPULATION CTR...6 MI NNW OF
ROCK HILL, SC
TYPE OF REACTOR.....PWR
DATE INITIAL CRITICALITY...JANUARY 7, 1985
DATE ELEC ENER 1ST GENER...JANUARY 22, 1985
DATE COMMERCIAL OPERATE....JUNE 29, 1985
CONDENSER COOLING METHOD...HNDCT
CONDENSER COOLING WATER....LAKE WYLIE
ELECTRIC RELIABILITY
COUNCIL.....SOUTHEASTERN ELECTRIC
RELIABILITY COUNCIL

UTILITY & CONTRACTOR INFORMATION

UTILITY
LICENSEE.....DUKE POWER
CORPORATE ADDRESS.....POWER BLDG., BOX 2178
CHARLOTTE, NORTH CAROLINA 28201
CONTRACTOR
ARCHITECT/ENGINEER.....DUKE POWER
NUC STEAM SYS SUPPLIER...WESTINGHOUSE
CONSTRUCTOR.....DUKE POWER
TURBINE SUPPLIER.....GENERAL ELECTRIC

REGULATORY INFORMATION

IE REGION RESPONSIBLE.....II
IE RESIDENT INSPECTOR.....P. SKINNER
LICENSING PROJ MANAGER.....K. JABBOUR
DOCKET NUMBER.....50-413
LICENSE & DATE ISSUANCE....NPF-35, JANUARY 17, 1985
PUBLIC DOCUMENT ROOM.....YORK COUNTY LIBRARY
138 E. BLACK STREET
ROCK HILL, SOUTH CAROLINA 29730

I N S P E C T I O N S T A T U S

INSPECTION SUMMARY

+ INSPECTION APRIL 26 - MAY 25 (85-20): THIS ROUTINE, UNANNOUNCED INSPECTION ENTAILED 105 INSPECTOR-HOURS ONSITE IN THE AREAS OF SITE TOURS (UNITS 1 AND 2); FOLLOWUP OF LICENSEE AND NRC IDENTIFIED ITEMS (UNITS 1 AND 2); REVIEW OF NONCONFORMING ITEM DOCUMENTATION (UNIT 2); FOLLOWUP OF IE INFORMATION NOTICES (UNITS 1 AND 2); INSTRUMENTATION (COMPONENTS AND SYSTEMS) - OBSERVATION OF WORK (UNITS 1 AND 2); COMPARISON OF AS-BUILT PLANT TO FSAR DESCRIPTION (UNIT 2); MAINTENANCE OBSERVATIONS (UNIT 1); SURVEILLANCE OBSERVATIONS (UNIT 1); REVIEW OF NON-ROUTINE EVENT REPORTS (UNIT 1); AND PLANT OPERATIONS REVIEW (UNIT 1). OF THE 10 AREAS INSPECTED, NO VIOLATIONS OR DEVIATIONS WERE IDENTIFIED IN 8 AREAS; ONE APPARENT VIOLATION WAS FOUND IN ONE AREA- (FAILURE TO MAINTAIN CLEANLINESS CONTROL IN THE DIESEL GENERATOR ROOM - PARAGRAPH 5.C.), AND ONE APPARENT DEVIATION WAS FOUND IN ONE AREA (FAILURE TO MEET COMMITMENT TO REMOVE TEFLON TAPE - PARAGRAPH 3.D).

INSPECTION MAY 26 - JUNE 25 (85-26): THIS ROUTINE, UNANNOUNCED INSPECTION ENTAILED 80.5 INSPECTOR-HOURS ONSITE IN THE AREAS OF SITE TOURS (UNITS 1 AND 2); FOLLOWUP OF LICENSEE IDENTIFIED ITEMS (UNITS 1 AND 2); SAFETY-RELATED PIPE SUPPORT AND RESTRAINT SYSTEMS (UNIT 2); MAINTENANCE OBSERVATIONS (UNIT 1); SURVEILLANCE OBSERVATIONS (UNIT 1); REVIEW OF NONROUTINE EVENTS (UNIT 1); PLANT OPERATIONS REVIEW (UNIT 1); AND FOLLOWUP OF PREVIOUS IDENTIFIED INSPECTION FINDINGS (UNIT 1). OF THE EIGHT AREAS INSPECTED, NO VIOLATIONS OR DEVIATIONS WERE IDENTIFIED IN SEVEN AREAS; ONE APPARENT VIOLATION WAS FOUND IN ONE AREA (FAILURE TO FOLLOW PROCEDURES WHILE PERFORMING OPERATING EVOLUTIONS, PARAGRAPHS 9 AND 10).

INSPECTION JUNE 7-8 (85-27): THIS SPECIAL, ANNOUNCED INSPECTION ENTAILED 12 INSPECTOR-HOURS ONSITE (4 HOURS ON BACKSHIFT) REVIEWING THE CIRCUMSTANCES OF A LICENSEE REPORTED PHYSICAL SECURITY EVENT AND VERIFYING CORRECTIVE ACTIONS. ONE VIOLATION OF REGULATORY REQUIREMENTS WAS IDENTIFIED - FAILURE TO PROVIDE POSITIVE ACCESS CONTROL TO A VITAL AREA.

Report Period JUL 1985

I N S P E C T I O N S T A T U S - (CONTINUED)

* CATAWBA 1 *

INSPECTION SUMMARY

INSPECTION JUNE 24-28 (85-28): THIS ROUTINE, UNANNOUNCED INSPECTION ENTAILED 27 INSPECTOR-HOURS ONSITE IN THE AREAS OF REVIEW OF COMPLETED STARTUP AND SURVEILLANCE TEST PROCEDURES. NO VIOLATIONS OR DEVIATIONS WERE IDENTIFIED.

INSPECTION JUNE 24-28 (85-30): THIS ROUTINE, UNANNOUNCED INSPECTION ENTAILED 34 INSPECTOR-HOURS ONSITE IN THE AREAS OF DESIGN CHANGES AND TESTS AND EXPERIMENTS. NO VIOLATIONS OR DEVIATIONS WERE IDENTIFIED.

ENFORCEMENT SUMMARY

NONE

OTHER ITEMS

SYSTEMS AND COMPONENT PROBLEMS:

NONE.

FACILITY ITEMS (PLANS AND PROCEDURES):

NONE.

MANAGERIAL ITEMS:

NONE.

PLANT STATUS:

NONE.

LAST IE SITE INSPECTION DATE: JUNE 24-28, 1985 +

INSPECTION REPORT NO: 50-413/85-30 +

Report Period JUL 1985

REPORTS FROM LICENSEE

* CATAWBA 1 *

```
=====
NUMBER    DATE OF    DATE OF    SUBJECT
          EVENT     REPORT
-----
85-035    05/28/85    06/27/85    MOTOR DRIVEN AUXILIARY FEEDWATER PUMP AUTOMATIC START.  THE NUCLEAR CONTROL OPERATOR
          INAPPROPRIATELY VERIFIED THE POSITION OF VALVE.
85-036    05/10/85    06/27/85    INCORRECT CALIBRATION OF UHI LEVEL INSTRUMENTATION.  THIS INCIDENT IS CLASSIFIED AS A PROCEDURAL
          DEFICIENCY.
85-038    01/10/85    07/03/85    RETEST NOT PERFORMED FOLLOWING CORRECTIVE MAINTENANCE ON ISOLATION VALVE.  THE PLANNER DID NOT
          FOLLOW THE APPROPRIATE PROCEDURE.
85-039    05/23/85    07/03/85    REMOVAL OF SEISMIC SPACERS RENDERS VITAL BATTERY BANK INOPERABLE.  THE TECHNICIAN FAILED TO
          REINSTALL THE SEISMIC SPACERS.
85-040    06/05/85    07/05/85    FAILURE TO VERIFY ALTERNATE POWER SOURCE AVAILABILITY, DUE TO PERSONNEL ERROR.
=====
```

THIS PAGE INTENTIONALLY LEFT BLANK

OPERATING STATUS

2. Reporting Period: 07/01/8 Outage + On-line Hrs: 744.0

3. Utility Contact: W. T. GILLETT (616) 465-5901

4. Licensed Thermal Power (MWt): 3250

5. Nameplate Rating (Gross MWe): 1280 X 0.9 = 1152

6. Design Electrical Rating (Net MWe): 1030

7. Maximum Dependable Capacity (Gross MWe): 1056

8. Maximum Dependable Capacity (Net MWe): 1020

9. If Changes Occur Above Since Last Report, Give Reasons:

NONE

10. Power Level To Which Restricted, If Any (Net MWe): _____

11. Reasons for Restrictions, If Any: _____

NONE

	MONTH	YEAR	CUMULATIVE
12. Report Period Hrs	744.0	5,087.0	92,759.0
13. Hours Reactor Critical	.0	1,868.0	67,572.1
14. Rx Reserve Shtdwn Hrs	.0	.0	463.0
15. Hrs Generator On-Line	.0	1,856.2	66,217.7
16. Unit Reserve Shtdwn Hrs	.0	.0	321.0
17. Gross Therm Ener (MWH)	.0	5,418,521	193,587,995
18. Gross Elec Ener (MWH)	.0	1,761,840	63,533,735
19. Net Elec Ener (MWH)	.0	1,676,853	61,125,948
20. Unit Service Factor	.0	36.5	73.0
21. Unit Avail Factor	.0	36.5	73.0
22. Unit Cap Factor (MDC Net)	.0	32.7	66.1
23. Unit Cap Factor (DER Net)	.0	32.3	63.5
24. Unit Forced Outage Rate	.0	.0	7.2
25. Forced Outage Hours	.0	.0	4,499.4

26. Shutdowns Sched Over Next 6 Months (Type, Date, Duration):

NONE

27. If Currently Shutdown Estimated Startup Date: 09/01/85

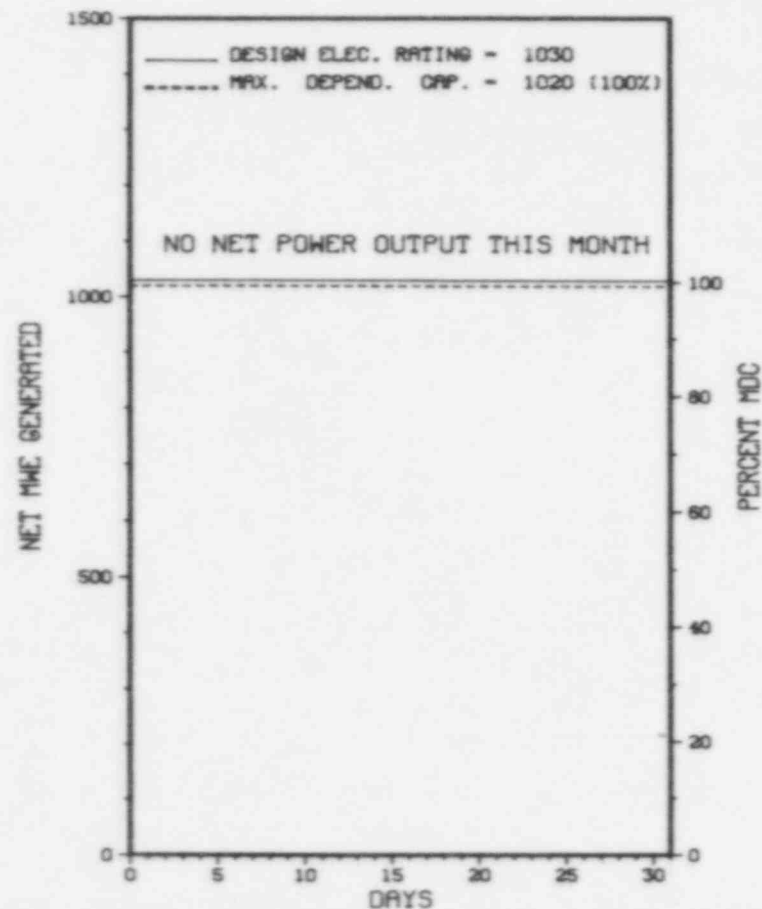
```

*****
*          COOK 1          *
*****

```

AVERAGE DAILY POWER LEVEL (MW_e) PLOT

COOK 1



JULY 1985

Report Period JUL 1985

UNIT SHUTDOWNS / REDUCTIONS

* COOK 1 *

No.	Date	Type	Hours	Reason	Method	LER Number	System	Component	Cause & Corrective Action to Prevent Recurrence
246	04/06/85	S	744.0	C	4		ZZ	ZZZZZZ	THE UNIT WAS REMOVED FROM SERVICE FOR THE SCHEDULED TEN-YEAR ISI AND CYCLE VIII - IV REFUELING OUTAGE. THE CORE HAS BEEN RELOADED. THE OUTAGE HAS BEEN EXTENDED TO COMPLETE MAJOR REQUIRED DESIGN CHANGES. THE ESTIMATED RETURN TO SERVICE DATE IS SEPTEMBER 1, 1985.

* SUMMARY *

COOK 1 REMAINS SHUTDOWN IN A CONTINUING REFUELING/MAINTENANCE OUTAGE.

Type	Reason	Method	System & Component
F-Forced	A-Equip Failure	F-Admin	1-Manual
S-Sched	B-Maint or Test	G-Oper Error	2-Manual Scram
	C-Refueling	H-Other	3-Auto Scram
	D-Regulatory Restriction		4-Continued
	E-Operator Training		5-Reduced Load
	& License Examination		9-Other

Exhibit F & H
Instructions for
Preparation of
Data Entry Sheet
Licensee Event Report
(LER) File (NUREG-0161)

* COOK 1 *

FACILITY DATA

Report Period JUL 1985

FACILITY DESCRIPTION

LOCATION
STATE.....MICHIGAN

COUNTY.....BERRIEN

DIST AND DIRECTION FROM
NEAREST POPULATION CTR...11 MI S OF
BENTON HARBOR, MI

TYPE OF REACTOR.....PWR

DATE INITIAL CRITICALITY...JANUARY 18, 1975

DATE ELEC ENER 1ST GENER...FEBRUARY 10, 1975

DATE COMMERCIAL OPERATE...AUGUST 27, 1975

CONDENSER COOLING METHOD...ONCE THRU

CONDENSER COOLING WATER...LAKE MICHIGAN

ELECTRIC RELIABILITY
COUNCIL.....EAST CENTRAL AREA
RELIABILITY COORDINATION
AGREEMENT

UTILITY & CONTRACTOR INFORMATION

UTILITY
LICENSEE.....INDIANA & MICHIGAN ELECTRIC

CORPORATE ADDRESS.....1 RIVERSIDE PLAZA
COLUMBUS, OHIO 43216

CONTRACTOR
ARCHITECT/ENGINEER.....AMERICAN ELEC. POWER SERVICE CORP.

NUC STEAM SYS SUPPLIER...WESTINGHOUSE

CONSTRUCTOR.....AMERICAN ELEC. POWER SERVICE CORP.

TURBINE SUPPLIER.....GENERAL ELECTRIC

REGULATORY INFORMATION

IE REGION RESPONSIBLE.....III

IE RESIDENT INSPECTOR.....B. JURGENSEN

LICENSING PROJ MANAGER.....D. WIGGINTON
DOCKET NUMBER.....50-315

LICENSE & DATE ISSUANCE...DPR-58, OCTOBER 25, 1974

PUBLIC DOCUMENT ROOM.....MAUDE PRESTON PALENSKE MEMORIAL LIBRARY
500 MARKET STREET
ST. JOSEPH, MICHIGAN 49085

INSPECTION STATUS

INSPECTION SUMMARY

INSPECTION ON APRIL 22, MAY 15-17, MAY 23-24, AND JUNE 19 (85011): ROUTINE, UNANNOUNCED INSPECTION OF THE RADIATION PROTECTION PROGRAM DURING A REFUELING AND MAINTENANCE OUTAGE INCLUDING: CHANGES IN ORGANIZATION, PERSONNEL, FACILITIES, EQUIPMENT, PROGRAMS, AND PROCEDURES; AUDITS AND APPRAISALS; PLANNING AND PREPARATION; TRAINING AND QUALIFICATIONS OF NEW PERSONNEL; INTERNAL AND EXTERNAL EXPOSURE CONTROL; CONTROL OF RADIOACTIVE MATERIALS AND CONTAMINATION, SURVEYS, AND MONITORING; AND THE ALARA PROGRAM. ALSO, CERTAIN TMI ACTION PLAN ITEMS, OPEN ITEMS, RADIATION PROTECTION ORGANIZATION AND STAFF STABILITY, A CONTAINMENT AIRBORNE RADIOACTIVITY INCIDENT, AND AN ALLEGATION BY A FORMER EMPLOYEE WERE REVIEWED. THE INSPECTION INVOLVED 71 INSPECTOR-HOURS ONSITE BY TWO NRC INSPECTORS. THREE VIOLATIONS WERE IDENTIFIED (FAILURE TO COMPLY WITH A TMI ACTION PLAN CONFIRMATORY ORDER, FAILURE TO POST AND BARRICADE A HIGH RADIATION AREA, FAILURE TO PERFORM NECESSARY SURVEYS).

INSPECTION ON JUNE 18 AND 19 (85018): INCLUDED AR REVIEW OF TWO SECURITY EVENTS/INCIDENTS, PERTAINING TO VITAL AREA ACCESS CONTROL AND ONE EVENT PERTAINING TO REPORTING AN INCIDENT TO THE NRC. THE INSPECTION INVOLVED 13 INSPECTOR-HOURS BY ONE NRC INSPECTOR.

ENFORCEMENT SUMMARY

NONE

Report Period JUL 1985

INSPECTION STATUS - (CONTINUED)

XXXXXXXXXXXXXXXXXXXXXXXXXXXXX
X COOK 1 X
XXXXXXXXXXXXXXXXXXXXXXXXXXXXX

OTHER ITEMS

SYSTEMS AND COMPONENT PROBLEMS:

NONE

FACILITY ITEMS (PLANS AND PROCEDURES):

NONE

MANAGERIAL ITEMS:

NONE

PLANT STATUS:

UNIT IS IN REFUELING/MAINTENANCE OUTAGE.

LAST IE SITE INSPECTION DATE: SEPTEMBER 3-6, 1985

INSPECTION REPORT NO: 85024

REPORTS FROM LICENSEE

=====			
NUMBER	DATE OF EVENT	DATE OF REPORT	SUBJECT

85-27	06/04/85	07/03/85	INOPERABLE FIRE BARRIERS
85-28	06/13/85	07/12/85	INOPERABLE FIRE BARRIER
85-29	06/24/85	07/24/85	INOPERABLE FIRE DOORS
=====			

1. Docket: 50-316 OPERATING STATUS

2. Reporting Period: 07/01/85 Outage + On-line Hrs: 744.0

3. Utility Contact: W. T. GILLET (616) 465-5901

4. Licensed Thermal Power (MWh): 3411

5. Nameplate Rating (Gross MWe): 1333 X 0.85 = 1133

6. Design Electrical Rating (Net MWe): 1100

7. Maximum Dependable Capacity (Gross MWe): 1100

8. Maximum Dependable Capacity (Net MWe): 1060

9. If Changes Occur Above Since Last Report, Give Reasons:
NONE

10. Power Level To Which Restricted, If Any (Net MWe):

11. Reasons for Restrictions, If Any:
NONE

	MONTH	YEAR	CUMULATIVE
12. Report Period Hrs	<u>744.0</u>	<u>5,087.0</u>	<u>66,455.0</u>
13. Hours Reactor Critical	<u>357.2</u>	<u>4,409.2</u>	<u>47,489.2</u>
14. Rx Reserve Shtdwn Hrs	<u>.0</u>	<u>.0</u>	<u>.0</u>
15. Hrs Generator On-Line	<u>357.0</u>	<u>4,390.5</u>	<u>46,389.4</u>
16. Unit Reserve Shtdwn Hrs	<u>.0</u>	<u>.0</u>	<u>.0</u>
17. Gross Therm Ener (MWH)	<u>1,049,002</u>	<u>14,576,669</u>	<u>150,058,576</u>
18. Gross Elec Ener (MWH)	<u>318,510</u>	<u>4,758,440</u>	<u>48,543,690</u>
19. Net Elec Ener (MWH)	<u>305,215</u>	<u>4,592,984</u>	<u>46,810,700</u>
20. Unit Service Factor	<u>48.0</u>	<u>86.3</u>	<u>72.6</u>
21. Unit Avail Factor	<u>48.0</u>	<u>86.3</u>	<u>72.6</u>
22. Unit Cap Factor (MDC Net)	<u>38.7</u>	<u>85.2</u>	<u>69.1</u>
23. Unit Cap Factor (DER Net)	<u>37.3</u>	<u>82.1</u>	<u>67.7</u>
24. Unit Forced Outage Rate	<u>52.0</u>	<u>13.7</u>	<u>12.7</u>
25. Forced Outage Hours	<u>387.0</u>	<u>696.5</u>	<u>6,757.0</u>

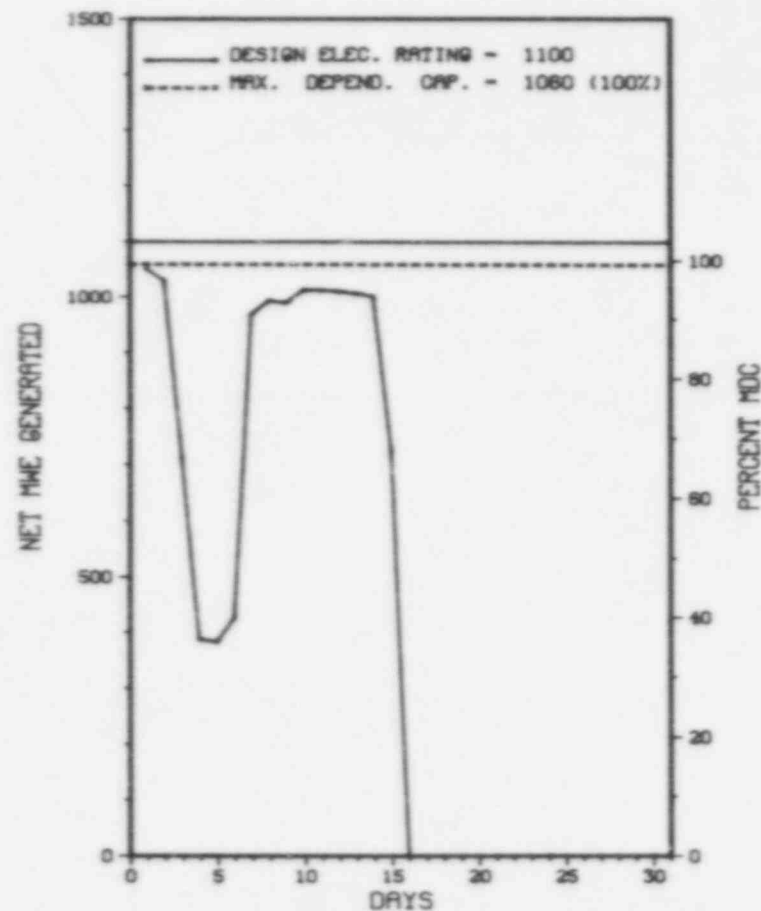
26. Shutdowns Sched Over Next 6 Months (Type, Date, Duration):
REFUELING & MAINT.: 11/01/85 - 3 MONTHS

27. If Currently Shutdown Estimated Startup Date: 08/01/85

* COOK 2 *

AVERAGE DAILY POWER LEVEL (MWe) PLOT

COOK 2



JULY 1985

Report Period JUL 1985

UNIT SHUTDOWNS / REDUCTIONS

* COOK 2 *

No.	Date	Type	Hours	Reason	Method	LER Number	System	Component	Cause & Corrective Action to Prevent Recurrence
161	07/03/85	F	0.0	A	5		RB	INSTRU	REACTOR POWER WAS REDUCED TO 47% DUE TO AN INDICATED MISALIGNED GROUP OF RODS IN CONTROL BANK 'D'. THE MISALIGNMENT WAS FOUND TO BE CAUSED BY ROD CONTROL PROBLEMS. WHILE AT THE REDUCED POWER, THE MAIN FEED PUMP TURBINE CONDENSERS WERE CHECKED FOR CONDENSER TUBE LEAKS. REACTOR POWER WAS RETURNED TO 100% ON 850708.
162	07/15/85	F	387.0	A	1		CC	HTEXCH	THE UNIT WAS REMOVED FROM SERVICE AT 2100 HOURS ON 850715 DUE TO AN INCREASE IN THE CALCULATED STEAM GENERATOR PRIMARY TO SECONDARY LEAK RATE. ONE LEAKING TUBE WAS IDENTIFIED AND EDDY CURRENT TESTING IDENTIFIED ONE TUBE WITH 94% DEGRADATION. BOTH TUBES WERE MECHANICALLY PLUGGED. AT THE END OF THE REPORTING PERIOD THE REACTOR COOLANT SYSTEM WAS IN.

* SUMMARY *

COOK 2 OPERATED WITH 1 REDUCTION AND 1 OUTAGE DUE TO EQUIPMENT FAILURE, AND SHUTDOWN FOR REPAIRS ON JULY 15TH.

Type	Reason	Method	System & Component
F-Forced	A-Equip Failure	1-Manual	Exhibit F & H
S-Sched	B-Maint or Test	2-Manual Scram	Instructions for
	C-Refueling	3-Auto Scram	Preparation of
	D-Regulatory Restriction	4-Continued	Data Entry Sheet
	E-Operator Training	5-Reduced Load	Licensee Event Report
	& License Examination	9-Other	(LER) File (NUREG-0161)

* COOK 2 *

FACILITY DATA

Report Period JUL 1985

FACILITY DESCRIPTION

LOCATION
STATE.....MICHIGAN
COUNTY.....BERRIEN
DIST AND DIRECTION FROM
NEAREST POPULATION CTR...11 MI S OF
BENTON HARBOR, MI
TYPE OF REACTOR.....PWR
DATE INITIAL CRITICALITY...MARCH 10, 1978
DATE ELEC ENER 1ST GENER...MARCH 22, 1978
DATE COMMERCIAL OPERATE....JULY 1, 1978
CONDENSER COOLING METHOD...ONCE THRU
CONDENSER COOLING WATER...LAKE MICHIGAN
ELECTRIC RELIABILITY
COUNCIL.....EAST CENTRAL AREA
RELIABILITY COORDINATION
AGREEMENT

UTILITY & CONTRACTOR INFORMATION

UTILITY
LICENSEE.....INDIANA & MICHIGAN ELECTRIC
CORPORATE ADDRESS.....1 RIVERSIDE PLAZA
COLUMBUS, OHIO 43216
CONTRACTOR
ARCHITECT/ENGINEER.....AMERICAN ELEC. POWER SERVICE CORP.
NUC STEAM SYS SUPPLIER...WESTINGHOUSE
CONSTRUCTOR.....J. A. JONES CONSTRUCTION
TURBINE SUPPLIER.....BROWN BOVERI

REGULATORY INFORMATION

IE REGION RESPONSIBLE.....III
IE RESIDENT INSPECTOR.....B. JURGENSEN
LICENSING PROJ MANAGER.....D. WIGGINTON
DOCKET NUMBER.....50-316
LICENSE & DATE ISSUANCE....DFR-74, DECEMBER 23, 1977
PUBLIC DOCUMENT ROOM.....MAUDE PRESTON PALENSKE MEMORIAL LIBRARY
500 MARKET STREET
ST. JOSEPH, MICHIGAN 49085

I N S P E C T I O N S T A T U S

INSPECTION SUMMARY

INSPECTION ON APRIL 22, MAY 15-17, MAY 23-24, AND JUNE 19 (85011): ROUTINE, UNANNOUNCED INSPECTION OF THE RADIATION PROTECTION PROGRAM DURING A REFUELING AND MAINTENANCE OUTAGE INCLUDING: CHANGES IN ORGANIZATION, PERSONNEL, FACILITIES, EQUIPMENT, PROGRAMS, AND PROCEDURES; AUDITS AND APPRAISALS; PLANNING AND PREPARATION; TRAINING AND QUALIFICATIONS OF NEW PERSONNEL; INTERNAL AND EXTERNAL EXPOSURE CONTROL; CONTROL OF RADIOACTIVE MATERIALS AND CONTAMINATION, SURVEYS, AND MONITORING; AND THE ALARA PROGRAM. ALSO, CERTAIN TMI ACTION PLAN ITEMS, OPEN ITEMS, RADIATION PROTECTION ORGANIZATION AND STAFF STABILITY, A CONTAINMENT AIRBORNE RADIOACTIVITY INCIDENT, AND AN ALLEGATION BY A FORMER EMPLOYEE WERE REVIEWED. THE INSPECTION INVOLVED 71 INSPECTOR-HOURS ONSITE BY TWO NRC INSPECTORS. THREE VIOLATIONS WERE IDENTIFIED (FAILURE TO COMPLY WITH A TMI ACTION PLAN CONFIRMATORY ORDER, FAILURE TO POST AND BARRICADE A HIGH RADIATION AREA, FAILURE TO PERFORM NECESSARY SURVEYS).

INSPECTION ON JUNE 18 AND 19 (85019): INCLUDED AP REVIEW OF TWO SECURITY EVENTS/INCIDENTS, PERTAINING TO VITAL AREA ACCESS CONTROL AND ONE EVENT PERTAINING TO REPORTING AN INCIDENT TO THE NRC. THE INSPECTION INVOLVED 13 INSPECTOR-HOURS BY ONE NRC INSPECTOR.

ENFORCEMENT SUMMARY

NONE

Report Period JUL 1985

INSPECTION STATUS - (CONTINUED)

* COOK 2 *

OTHER ITEMS

SYSTEMS AND COMPONENT PROBLEMS:

NONE

FACILITY ITEMS (PLANS AND PROCEDURES):

NONE

MANAGERIAL ITEMS:

NONE

PLANT STATUS:

UNIT IS OPERATING NORMALLY

LAST IE SITE INSPECTION DATE: SEPTEMBER 3-6, 1985

INSPECTION REPORT NO: 85024

REPORTS FROM LICENSEE

=====			
NUMBER	DATE OF EVENT	DATE OF REPORT	SUBJECT

=====			

1. Docket: 50-298 O P E R A T I N G S T A T U S

2. Reporting Period: 07/01/85 Outage + On-line Hrs: 744.0

3. Utility Contact: J. K. SALISBURY (402) 825-3811

4. Licensed Thermal Power (MWh): 2381

5. Nameplate Rating (Gross MWe): 983 X 0.85 = 836

6. Design Electrical Rating (Net MWe): 778

7. Maximum Dependable Capacity (Gross MWe): 787

8. Maximum Dependable Capacity (Net MWe): 764

9. If Changes Occur Above Since Last Report, Give Reasons:
NONE

10. Power Level To Which Restricted, If Any (Net MWe):

11. Reasons for Restrictions, If Any:
NONE

	MONTH	YEAR	CUMULATIVE
12. Report Period Hrs	<u>744.0</u>	<u>5,087.0</u>	<u>97,176.0</u>
13. Hours Reactor Critical	<u>.0</u>	<u>.0</u>	<u>72,955.6</u>
14. Rx Reserve Shtdwn Hrs	<u>.0</u>	<u>.0</u>	<u>.0</u>
15. Hrs Generator On-Line	<u>.0</u>	<u>.0</u>	<u>71,820.6</u>
16. Unit Reserve Shtdwn Hrs	<u>.0</u>	<u>.0</u>	<u>.0</u>
17. Gross Therm Ener (MWH)	<u>.0</u>	<u>.0</u>	<u>141,440.011</u>
18. Gross Elec Ener (MWH)	<u>.0</u>	<u>.0</u>	<u>45,024,496</u>
19. Net Elec Ener (MWH)	<u>.0</u>	<u>.0</u>	<u>43,386,612</u>
20. Unit Service Factor	<u>.0</u>	<u>.0</u>	<u>73.9</u>
21. Unit Avail Factor	<u>.0</u>	<u>.0</u>	<u>73.9</u>
22. Unit Cap Factor (MDC Net)	<u>.0</u>	<u>.0</u>	<u>58.4</u>
23. Unit Cap Factor (DER Net)	<u>.0</u>	<u>.0</u>	<u>57.4</u>
24. Unit Forced Outage Rate	<u>.0</u>	<u>.0</u>	<u>3.7</u>
25. Forced Outage Hours	<u>.0</u>	<u>.0</u>	<u>2,090.7</u>

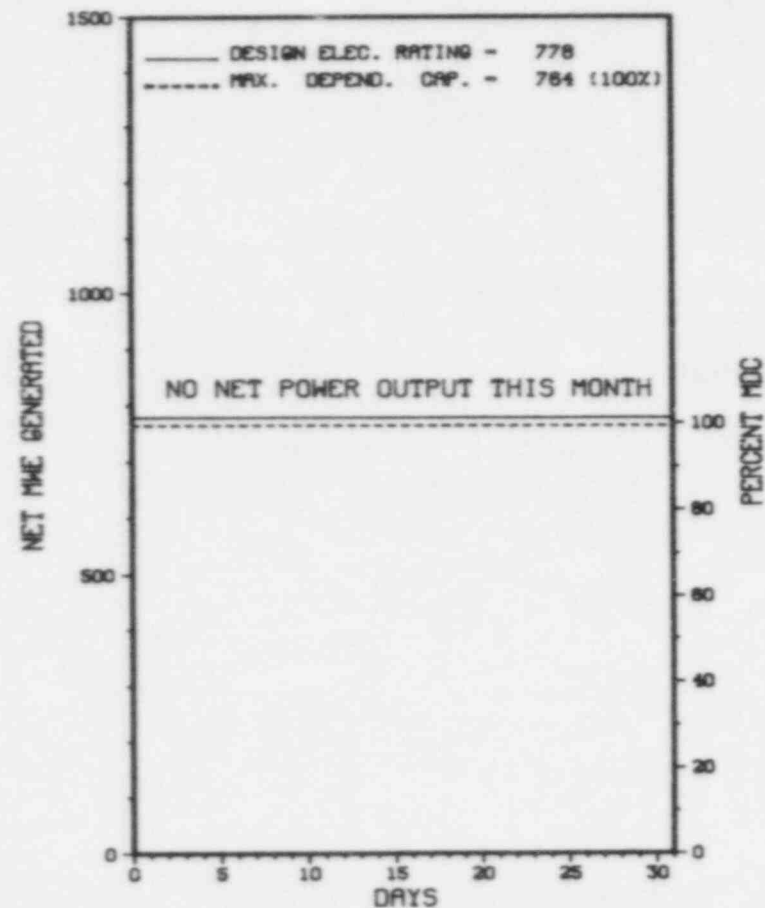
26. Shutdowns Sched Over Next 6 Months (Type, Date, Duration):
NONE

27. If Currently Shutdown Estimated Startup Date: 08/11/85

* COOPER STATION *

AVERAGE DAILY POWER LEVEL (MWe) PLOT

COOPER STATION



JULY 1985

Report Period JUL 1985

UNIT SHUTDOWNS / REDUCTIONS

* COOPER STATION *

No.	Date	Type	Hours	Reason	Method	LER Number	System Component	Cause & Corrective Action to Prevent Recurrence
84-7	09/16/84	S	744.0	C	4		RC FUELXX	REFUELING & MAINTENANCE CONTINUES.

* SUMMARY *

COOPER STATION REMAINS SHUTDOWN IN A CONTINUING REFUELING/MAINTENANCE OUTAGE.

Type	Reason	Method	System & Component
F-Forced	A-Equip Failure	F-Admin	1-Manual
S-Sched	B-Maint or Test	G-Oper Error	2-Manual Scram
	C-Refueling	H-Other	3-Auto Scram
	D-Regulatory Restriction		4-Continued
	E-Operator Training		5-Reduced Load
	& License Examination		9-Other
			Exhibit F & H
			Instructions for
			Preparation of
			Data Entry Sheet
			Licensee Event Report
			(LER) File (NUREG-0161)

* COOPER STATION *

FACILITY DATA

Report Period JUL 1985

FACILITY DESCRIPTION

LOCATION
STATE.....NEBRASKA

COUNTY.....NEMAH

DIST AND DIRECTION FROM
NEAREST POPULATION CTR...23 MI S OF
NEBRASKA CITY, NEB

TYPE OF REACTOR.....BWR

DATE INITIAL CRITICALITY...FEBRUARY 21, 1974

DATE ELEC ENER 1ST GENER...MAY 10, 1974

DATE COMMERCIAL OPERATE....JULY 1, 1974

CONDENSER COOLING METHOD...ONCE THRU

CONDENSER COOLING WATER...MISSOURI RIVER

ELECTRIC RELIABILITY
COUNCIL.....MID-CONTINENT AREA
RELIABILITY COORDINATION
AGREEMENT

UTILITY & CONTRACTOR INFORMATION

UTILITY
LICENSEE.....NEBRASKA PUBLIC POWER DISTRICT

CORPORATE ADDRESS.....P.O. BOX 499
COLUMBUS, NEBRASKA 68601

CONTRACTOR
ARCHITECT/ENGINEER.....BURNS & ROE

NUC STEAM SYS SUPPLIER...GENERAL ELECTRIC

CONSTRUCTOR.....BURNS & ROE

TURBINE SUPPLIER.....WESTINGHOUSE

REGULATORY INFORMATION

IE REGION RESPONSIBLE.....IV

IE RESIDENT INSPECTOR.....D. DUBOIS

LICENSING PROJ MANAGER.....E. SYLVESTER
DOCKET NUMBER.....50-298

LICENSE & DATE ISSUANCE....DPR-46, JANUARY 18, 1974

PUBLIC DOCUMENT ROOM.....AUBURN PUBLIC LIBRARY
1118 15TH STREET
AUBURN, NEBRASKA 68305

INSPECTION STATUS

INSPECTION SUMMARY

INSPECTION CONDUCTED MAY 1-31, 1985 (85-16)

ROUTINE, UNANNOUNCED INSPECTION OF OPERATIONAL SAFETY VERIFICATION, MONTHLY SURVEILLANCE AND MAINTENANCE OBSERVATIONS, LICENSEE ACTION ON PREVIOUS INSPECTION FINDINGS, NONDESTRUCTIVE EXAMINATION ACTIVITIES ASSOCIATED WITH RECIRCULATION, CORE SPRAY, AND REACTOR WATER CLEANUP SYSTEMS PIPING REPLACEMENT, AND DESIGN CHANGES AND MODIFICATIONS.

TWO VIOLATIONS WERE IDENTIFIED (INADEQUATE PROCEDURES, AND INCOMPLETE TEST RECORDS).

INSPECTION CONDUCTED MAY 6-10, 1985 (85-17)

ROUTINE, UNANNOUNCED INSPECTION OF THE PHYSICAL SECURITY PLAN (PSP) AND IMPLEMENTING PROCEDURES, SECURITY ORGANIZATION, MANAGEMENT EFFECTIVENESS, TESTING AND MAINTENANCE, PHYSICAL BARRIERS - PROTECTED AND VITAL AREAS, AUDITS, COMPENSATORY MEASURES, ASSESSMENT AIDS, COMMUNICATIONS, GUARD TRAINING AND QUALIFICATIONS, DETECTION AIDS - PROTECTED AND VITAL AREAS, AND ALARM STATIONS.

NO VIOLATIONS WERE IDENTIFIED.

Report Period JUL 1985

INSPECTION STATUS - (CONTINUED)

* COOPER STATION *

ENFORCEMENT SUMMARY

INABILITY TO DEMONSTRATE WEAPONS QUALIFICATION INADEQUATE SECURITY SYSTEM MAINTENANCE
(8501 4)

CONTRARY TO 10 CFR PART 50, APPENDIX B, CRITERION XVII, THE LICENSEE FAILED TO PROVIDE ALL REQUIRED INFORMATION ON, AND
ACCEPIABILITY STATUS OF, RADIOGRAPHIC READER SHEETS. CONTRARY TO 10 CFR PART 50, APPENDIX B, CRITERION V, THE LICENSEE FAILED TO
FOLLOW CNS PROCEDURE 0.5.

(8501 5)

OTHER ITEMS

SYSTEMS AND COMPONENT PROBLEMS:

NONE

FACILITY ITEMS (PLANS AND PROCEDURES):

NONE

MANAGERIAL ITEMS:

NONE

PLANT STATUS:

SHUTDOWN FOR BWR RECIRCULATION SYSTEM PIPING REPLACEMENT

LAST IE SITE INSPECTION DATE: MAY 6-10, 1985

INSPECTION REPORT NO: 50-298/85-17

REPORTS FROM LICENSEE

=====

NUMBER	DATE OF EVENT	DATE OF REPORT	SUBJECT
85-003	5/20/85	7/3/85	SETPOINT DRIFT OF SAFETY AND SAFETY RELIEF VALVES.

1. Docket: 50-302 O P E R A T I N G S T A T U S

2. Reporting Period: 07/01/85 Outage + On-line Hrs: 744.0

3. Utility Contact: D. GRAHAM (904) 795-3802

4. Licensed Thermal Power (MWt): 2544

5. Nameplate Rating (Gross MWe): 989 X 0.9 = 890

6. Design Electrical Rating (Net MWe): 825

7. Maximum Dependable Capacity (Gross MWe): 860

8. Maximum Dependable Capacity (Net MWe): 821

9. If Changes Occur Above Since Last Report, Give Reasons:
NONE

10. Power Level To Which Restricted, If Any (Net MWe):

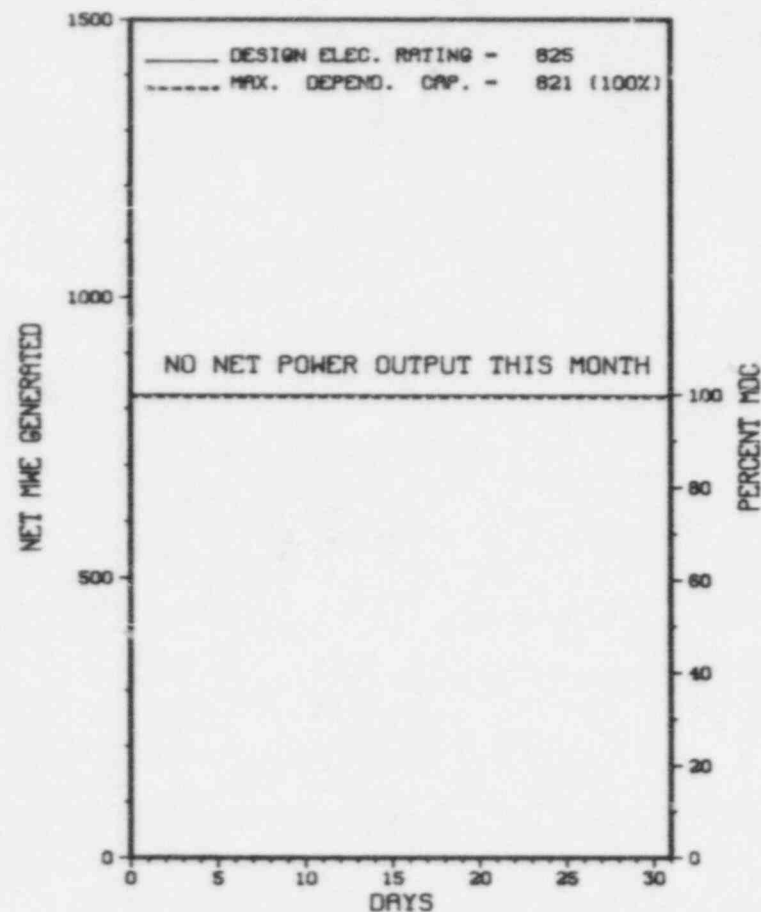
11. Reasons for Restrictions, If Any:
NONE

	MONTH	YEAR	CUMULATIVE
12. Report Period Hrs	<u>744.0</u>	<u>5,087.0</u>	<u>73,511.0</u>
13. Hours Reactor Critical	<u>.0</u>	<u>1,608.3</u>	<u>47,524.8</u>
14. Rx Reserve Shtdwn Hrs	<u>.0</u>	<u>.0</u>	<u>1,275.5</u>
15. Hrs Generator On-Line	<u>.0</u>	<u>1,606.5</u>	<u>46,524.4</u>
16. Unit Reserve Shtdwn Hrs	<u>.0</u>	<u>.0</u>	<u>.0</u>
17. Gross Therm Ener (MWH)	<u>.0</u>	<u>2,924,173</u>	<u>104,586,058</u>
18. Gross Elec Ener (MWH)	<u>.0</u>	<u>1,014,639</u>	<u>35,741,438</u>
19. Net Elec Ener (MWH)	<u>.0</u>	<u>954,730</u>	<u>33,950,741</u>
20. Unit Service Factor	<u>.0</u>	<u>31.6</u>	<u>63.3</u>
21. Unit Avail Factor	<u>.0</u>	<u>31.6</u>	<u>63.3</u>
22. Unit Cap Factor (MDC Net)	<u>.0</u>	<u>22.9</u>	<u>56.3</u>
23. Unit Cap Factor (DER Net)	<u>.0</u>	<u>22.7</u>	<u>56.0</u>
24. Unit Forced Outage Rate	<u>.0</u>	<u>.0</u>	<u>20.1</u>
25. Forced Outage Hours	<u>.0</u>	<u>.0</u>	<u>11,689.2</u>
26. Shutdowns Sched Over Next 6 Months (Type, Date, Duration): <u>NONE</u>			

27. If Currently Shutdown Estimated Startup Date: 08/06/85

* CRYSTAL RIVER 3 *

AVERAGE DAILY POWER LEVEL (MWe) PLOT
CRYSTAL RIVER 3



JULY 1985

Report Period JUL 1985

UNIT SHUTDOWNS / REDUCTIONS

* CRYSTAL RIVER 3 *

No.	Date	Type	Hours	Reason	Method	LER Number	System	Component	Cause & Corrective Action to Prevent Recurrence
85-08	03/08/85	S	744.0	C	4				REFUELING OUTAGE CONTINUES.

* SUMMARY *

CRYSTAL RIVER 3 REMAINS SHUTDOWN IN A CONTINUING REFUELING/MAINTENANCE OUTAGE.

Type	Reason	Method	System & Component
F-Forced	A-Equip Failure	F-Admin	1-Manual
S-Sched	B-Maint or Test	G-Oper Error	2-Manual Scram
	C-Refueling	H-Other	3-Auto Scram
	D-Regulatory Restriction		4-Continued
	E-Operator Training		5-Reduced Load
	& License Examination		9-Other
			Exhibit F & H
			Instructions for
			Preparation of
			Data Entry Sheet
			Licensee Event Report
			(LER) File (NUREG-0161)

* CRYSTAL RIVER 3 *

FACILITY DATA

Report Period JUL 1985

FACILITY DESCRIPTION

LOCATION
STATE.....FLORIDA

COUNTY.....CITRUS

DIST AND DIRECTION FROM
NEAREST POPULATION CTR...7 MI NW OF
CRYSTAL RIVER, FLA

TYPE OF REACTOR.....PWR

DATE INITIAL CRITICALITY...JANUARY 14, 1977

DATE ELEC ENER 1ST GENER...JANUARY 30, 1977

DATE COMMERCIAL OPERATE...MARCH 13, 1977

CONDENSER COOLING METHOD...ONCE THRU

CONDENSER COOLING WATER...GULF OF MEXICO

ELECTRIC RELIABILITY
COUNCIL.....SOUTHEASTERN ELECTRIC
RELIABILITY COUNCIL

UTILITY & CONTRACTOR INFORMATION

UTILITY
LICENSEE.....FLORIDA POWER CORPORATION

CORPORATE ADDRESS.....3201 34TH STREET, SOUTH
ST PETERSBURG, FLORIDA 33733

CONTRACTOR
ARCHITECT/ENGINEER.....GILBERT ASSOCIATES

NUC STEAM SYS SUPPLIER...BABCOCK & WILCOX

CONSTRUCTOR.....J. A. JONES CONSTRUCTION

TURBINE SUPPLIER.....WESTINGHOUSE

REGULATORY INFORMATION

IE REGION RESPONSIBLE.....II

IE RESIDENT INSPECTOR.....T. STETKA

LICENSING PROJ MANAGER.....H. SILVER
DOCKET NUMBER.....50-302

LICENSE & DATE ISSUANCE....DPR-72, JANUARY 28, 1977

PUBLIC DOCUMENT ROOM.....CRYSTAL RIVER PUBLIC LIBRARY
668 N.W. FIRST
CRYSTAL RIVER, FLORIDA 32639

INSPECTION STATUS

INSPECTION SUMMARY

+ INSPECTION MAY 28-31 (85-24): ROUTINE, UNANNOUNCED INSPECTION INVOLVED 24 INSPECTOR-HOURS ONSITE (4 ON BACKSHIFT). AREAS INCLUDED: AUDIT, PHYSICAL BARRIERS (PROTECTED AND VITAL AREAS), ILLUMINATION AND ASSESSMENT AIDS, INDEPENDENT INSPECTION ACTIVITY AND CORRECTIVE ACTION TO PRIOR VIOLATION. NO VIOLATIONS OR REGULATORY REQUIREMENTS WERE IDENTIFIED.

INSPECTION MAY 25 - JUNE 25 (85-26): THIS ROUTINE INSPECTION INVOLVED 139 INSPECTOR-HOURS ONSITE BY TWO RESIDENT INSPECTORS IN THE AREAS OF PLANT OPERATIONS, SECURITY, RADIOLOGICAL CONTROLS, LICENSEE EVENT REPORTS AND NONCONFORMING OPERATIONS REPORTS, FACILITY MODIFICATIONS, REFUELING ACTIVITIES, IE INFORMATION NOTICES, AND LICENSEE ACTION ON PREVIOUS INSPECTION ITEMS. NUMEROUS FACILITY TOURS WERE CONDUCTED AND FACILITY OPERATIONS OBSERVED. SOME OF THESE TOURS AND OBSERVATIONS WERE CONDUCTED ON BACKSHIFTS. THIS INSPECTION ALSO INCLUDES A SPECIAL INSPECTION OF THE LICENSEE'S STATION BATTERY. TWO VIOLATIONS WERE IDENTIFIED. (FAILURE TO ADHERE TO PROCEDURES, PARAGRAPH 5.B.(8)(A); FAILURE TO PERFORM PLANT MODIFICATIONS IN ACCORDANCE WITH MODIFICATION PROCEDURES AND FAILURE TO CONDUCT AN ADEQUATE QUALITY CONTROL INSPECTION, PARAGRAPH 7).

INSPECTION JUNE 17-21 (85-27): THIS ROUTINE, UNANNOUNCED INSPECTION ENTAILED 50 INSPECTOR-HOURS ONSITE IN THE AREAS OF REFUELING ACTIVITIES, SPENT FUEL POOL ACTIVITIES AND THE FOLLOWUP ON IEB 84-03. ONE VIOLATION WAS IDENTIFIED - FAILURE TO COMPLY WITH THE LIMITING CONDITION FOR OPERATION (LCO) AS SPECIFIED BY TS 3.9.2(A) REGARDING THE AUDIBLE SOURCE RANGE COUNT RATE IN THE CONTROL ROOM DURING CORE ALTERATION (PARAGRAPH 5).

INSPECTION JUNE 18-20 (85-28): THIS ROUTINE, UNANNOUNCED INSPECTION ENTAILED 17 INSPECTOR-HOURS ONSITE IN THE AREAS OF PIPE SUPPORT BASEPLATE DESIGNS USING CONCRETE EXPANSION ANCHORS (IEB 79-02) AND SEISMIC ANALYSIS FOR AS-BUILT SAFETY-RELATED PIPING

INSPECTION STATUS - (CONTINUED)

PAGE 2-085

Report Period JUL 1985

INSPECTION STATUS - (CONTINUED)

* CRYSTAL RIVER 3 *

OTHER ITEMS

FACILITY ITEMS (PLANS AND PROCEDURES):

20 WEEK REFUELING OUTAGE AS OF 3/9/85.

MANAGERIAL ITEMS:

NONE.

PLANT STATUS:

REFUELING OUTAGE.

LAST IE SITE INSPECTION DATE: MAY 25 - JUNE 25, 1985 +

INSPECTION REPORT NO: 50-302/85-26 +

REPORTS FROM LICENSEE

NUMBER	DATE OF EVENT	DATE OF REPORT	SUBJECT
--------	------------------	-------------------	---------

05-005	05/08/85	06/28/85	UNPLANNED AUTO ACTUATION OF AN EDG, CAUSED BY LIFTING LEADS ON 2 OF 3 PROTECTIVE RELAYS.
--------	----------	----------	--

THIS PAGE INTENTIONALLY LEFT BLANK

1. Docket: 50-346 O P E R A T I N G S T A T U S

2. Reporting Period: 07/01/85 Outage + On-line Hrs: 744.0

3. Utility Contact: BILAL SARSOOR (419) 259-5000 X384

4. Licensed Thermal Power (Mwt): 2772

5. Nameplate Rating (Gross MWe): 1069 X 0.9 = 962

6. Design Electrical Rating (Net MWe): 906

7. Maximum Dependable Capacity (Gross MWe): 904

8. Maximum Dependable Capacity (Net MWe): 860

9. If Changes Occur Above Since Last Report, Give Reasons:
NONE

10. Power Level To Which Restricted, If Any (Net MWe):

11. Reasons for Restrictions, If Any:
NONE

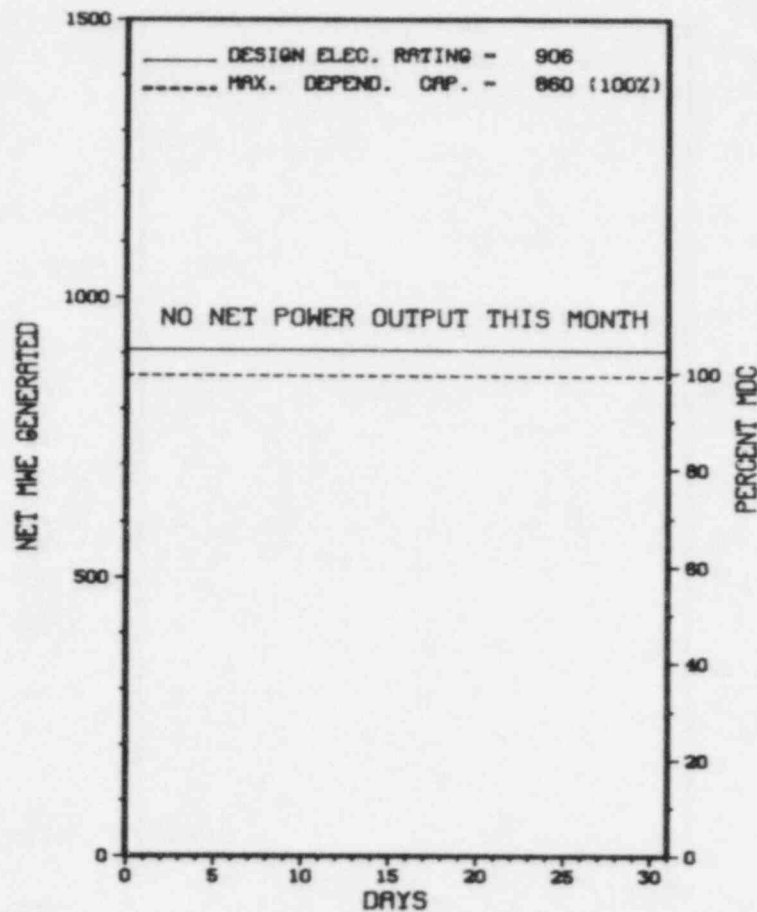
	MONTH	YEAR	CUMULATIVE
12. Report Period Hrs	<u>744.0</u>	<u>5,087.0</u>	<u>61,392.0</u>
13. Hours Reactor Critical	<u>.0</u>	<u>2,846.6</u>	<u>35,878.0</u>
14. Rx Reserve Shtdwn Hrs	<u>.0</u>	<u>44.7</u>	<u>4,058.8</u>
15. Hrs Generator On-Line	<u>.0</u>	<u>2,730.5</u>	<u>34,371.8</u>
16. Unit Reserve Shtdwn Hrs	<u>.0</u>	<u>.0</u>	<u>1,732.7</u>
17. Gross Therm Ener (MWH)	<u>0</u>	<u>6,312,177</u>	<u>81,297,599</u>
18. Gross Elec Ener (MWH)	<u>0</u>	<u>2,087,278</u>	<u>26,933,622</u>
19. Net Elec Ener (MWH)	<u>0</u>	<u>1,942,921</u>	<u>25,233,177</u>
20. Unit Service Factor	<u>.0</u>	<u>53.7</u>	<u>56.0</u>
21. Unit Avail Factor	<u>.0</u>	<u>53.7</u>	<u>58.8</u>
22. Unit Cap Factor (MDC Net)	<u>.0</u>	<u>44.2</u>	<u>47.8</u>
23. Unit Cap Factor (DER Net)	<u>.0</u>	<u>42.2</u>	<u>45.4</u>
24. Unit Forced Outage Rate	<u>100.0</u>	<u>33.2</u>	<u>18.9</u>
25. Forced Outage Hours	<u>744.0</u>	<u>1,357.3</u>	<u>8,618.8</u>

26. Shutdowns Sched Over Next 6 Months (Type, Date, Duration):
NONE

27. If Currently Shutdown Estimated Startup Date: 08/15/85

* DAVIS-BESSE 1 *

AVERAGE DAILY POWER LEVEL (MWe) PLOT
DAVIS-BESSE 1



JULY 1985

Report Period JUL 1985

UNIT SHUTDOWNS / REDUCTIONS

 * DAVIS-BESSE 1 *

No.	Date	Type	Hours	Reason	Method	LER Number	System	Component	Cause & Corrective Action to Prevent Recurrence
7	06/09/85	F	744.0	A	4	85-013	JK	SC	THE UNIT REMAINED SHUTDOWN FOLLOWING THE REACTOR TRIP ON JUNE 9, 1985 DUE TO MAIN FEED PUMP CONTROL PROBLEMS.

 * SUMMARY *

 DAVIS-BESSE 1 REMAINS SHUTDOWN IN A CONTINUING REPAIR OUTAGE.

Type	Reason	Method	System & Component
F-Forced	A-Equip Failure	1-Manual	Exhibit F & H
S-Sched	B-Maint or Test	2-Manual Scram	Instructions for
	C-Refueling	3-Auto Scram	Preparation of
	D-Regulatory Restriction	4-Continued	Data Entry Sheet
	E-Operator Training	5-Reduced Load	Licensee Event Report
	& License Examination	9-Other	(LER) File (NUREG-0161)

* DAVIS-BESSE 1 *

F A C I L I T Y D A T A

Report Period JUL 1985

FACILITY DESCRIPTION

LOCATION
STATE.....OHIO
COUNTY.....OTTAWA
DIST AND DIRECTION FROM
NEAREST POPULATION CTR...21 MI E OF
TOLEDO, OH
TYPE OF REACTOR.....PWR
DATE INITIAL CRITICALITY...AUGUST 12, 1977
DATE ELEC ENER 1ST GENER...AUGUST 28, 1977
DATE COMMERCIAL OPERATE...JULY 31, 1978
CONDENSER COOLING METHOD...COOLING TOWER
CONDENSER COOLING WATER...LAKE ERIE
ELECTRIC RELIABILITY
COUNCIL.....EAST CENTRAL AREA
RELIABILITY COORDINATION
AGREEMENT

UTILITY & CONTRACTOR INFORMATION

UTILITY
LICENSEE.....TOLEDO EDISON
CORPORATE ADDRESS.....300 MADISON AVENUE
TOLEDO, OHIO 43652
CONTRACTOR
ARCHITECT/ENGINEER.....BECHTEL
NUC STEAM SYS SUPPLIER...BABCOCK & WILCOX
CONSTRUCTOR.....BECHTEL
TURBINE SUPPLIER.....GENERAL ELECTRIC

REGULATORY INFORMATION

IE REGION RESPONSIBLE.....III
IE RESIDENT INSPECTOR.....W. ROGERS
LICENSING PROJ MANAGER.....A. DEAGAZIO
DOCKET NUMBER.....50-346
LICENSE & DATE ISSUANCE...NPF-3, APRIL 22, 1977
PUBLIC DOCUMENT ROOM.....UNIVERSITY OF TOLEDO LIBRARY
GOVERNMENT DOCUMENTS COLLECTION
2001 WEST BANCROFT AVENUE
TOLEDO, OHIO 43606

I N S P E C T I O N S T A T U S

INSPECTION SUMMARY

NONE

ENFORCEMENT SUMMARY

ONE VITAL AREA PORTAL WAS INADEQUATELY LOCKED.
(8501 4)

OTHER ITEMS

SYSTEMS AND COMPONENT PROBLEMS:

NONE

FACILITY ITEMS (PLANS AND PROCEDURES):

Report Period JUL 1985

I N S P E C T I O N S T A T U S - (CONTINUED)

* DAVIS-BESSE 1 *

OTHER ITEMS

UNIT SHUTDOWN FOR REPAIRS TO A CONTROL ROD DRIVE ON 3/21/85 AND IS PRESENTLY IN A MAINTENANCE OUTAGE.

MANAGERIAL ITEMS:

NONE

PLANT STATUS:

THE UNIT IS IN COLD SHUTDOWN FOR INDETERMINATE PERIOD.

LAST IE SITE INSPECTION DATE: AUGUST 6 - SEPTEMBER 3, 1985

INSPECTION REPORT NO: 85025

R E P O R T S F R O M L I C E N S E E

```
=====
NUMBER    DATE OF    DATE OF    SUBJECT
EVENT     REPORT
-----
85-11     06/02/85   07/02/85   TURBINE/REACTOR TRIP DURING TURBINE CONTROL VALVE TESTING
85-12     06/03/85   07/02/85   AUXILIARY FEEDWATER CONTROL ROOM PANEL INDICATOR WIRING ERROR
85-13     06/09/85   07/09/85   REACTOR TRIP AND LOSS OF FEEDWATER EVENT AT DAVIS-BESSE ON JUNE 9, 1985
85-14     06/05/85   07/12/85   INOPERABLE FIRE BARRIER DOOR #318
=====
```

1. Docket: 50-275 O P E R A T I N G S T A T U S

2. Reporting Period: 07/01/85 Outage + On-line Hrs: 744.0

3. Utility Contact: BOB KANICK (805) 595-7351

4. Licensed Thermal Power (MWt): 3338

5. Nameplate Rating (Gross MWe): 1137

6. Design Electrical Rating (Net MWe): 1086

7. Maximum Dependable Capacity (Gross MWe): 1125

8. Maximum Dependable Capacity (Net MWe): 1073

9. If Changes Occur Above Since Last Report, Give Reasons:

NONE

10. Power Level To Which Restricted, If Any (Net MWe):

11. Reasons for Restrictions, If Any:

NONE

	MONTH	YEAR	CUMULATIVE
12. Report Period Hrs	<u>744.0</u>	<u>2,061.3</u>	<u>2,061.3</u>
13. Hours Reactor Critical	<u>744.0</u>	<u>2,021.3</u>	<u>2,021.3</u>
14. Rx Reserve Shtdwn Hrs	<u>.0</u>	<u>.0</u>	<u>.0</u>
15. Hrs Generator On-Line	<u>744.0</u>	<u>2,010.5</u>	<u>2,010.5</u>
16. Unit Reserve Shtdwn Hrs	<u>.0</u>	<u>.0</u>	<u>.0</u>
17. Gross Therm Ener (MWH)	<u>2,435,846</u>	<u>6,354,855</u>	<u>6,354,855</u>
18. Gross Elec Ener (MWH)	<u>819,500</u>	<u>2,136,732</u>	<u>2,136,732</u>
19. Net Elec Ener (MWH)	<u>781,386</u>	<u>2,032,566</u>	<u>2,032,566</u>
20. Unit Service Factor	<u>100.0</u>	<u>97.5</u>	<u>97.5</u>
21. Unit Avail Factor	<u>100.0</u>	<u>97.5</u>	<u>97.5</u>
22. Unit Cap Factor (MDC Net)	<u>97.9</u>	<u>91.9</u>	<u>91.9</u>
23. Unit Cap Factor (DER Net)	<u>96.7</u>	<u>90.8</u>	<u>90.8</u>
24. Unit Forced Outage Rate	<u>.0</u>	<u>2.5</u>	<u>2.5</u>
25. Forced Outage Hours	<u>.0</u>	<u>50.8</u>	<u>50.8</u>

26. Shutdowns Sched Over Next 6 Months (Type, Date, Duration):

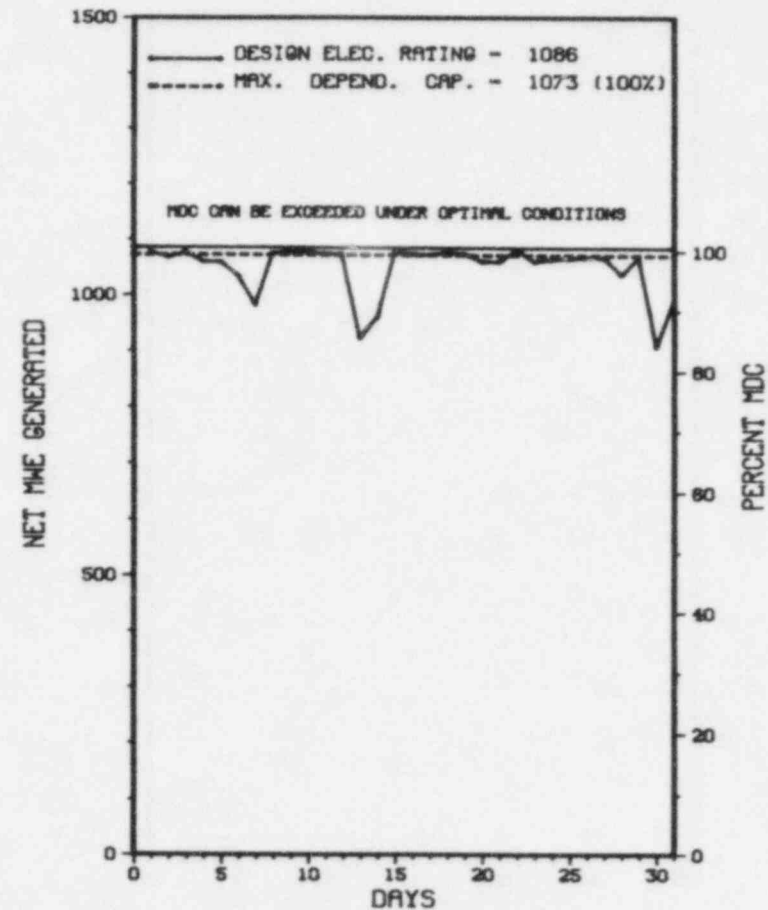
NONE

27. If Currently Shutdown Estimated Startup Date: N/A

 * DIABLO CANYON 1 *

AVERAGE DAILY POWER LEVEL (MWe) PLOT

DIABLO CANYON 1



JULY 1985

Report Period JUL 1985

UNIT SHUTDOWNS / REDUCTIONS

* DIABLO CANYON 1 *

No.	Date	Type	Hours	Reason	Method	LER Number	System Component	Cause & Corrective Action to Prevent Recurrence
-----	------	------	-------	--------	--------	------------	------------------	---

NONE

* SUMMARY *

DIABLO CANYON 1 OPERATED WITH NO OUTAGES OR REDUCTIONS DURING THE JULY REPORT PERIOD.

Type	Reason	Method	System & Component
F-Forced	A-Equip Failure	1-Manual	Exhibit F & H
S-Sched	B-Maint or Test	2-Manual Scram	Instructions for
	C-Refueling	3-Auto Scram	Preparation of
	D-Regulatory Restriction	4-Continued	Data Entry Sheet
	E-Operator Training	5-Reduced Load	Licensee Event Report
	& License Examination	9-Other	(LER) File (NUREG-0161)

* DIABLO CANYON 1 *

FACILITY DATA

Report Period JUL 1985

FACILITY DESCRIPTION

LOCATION
STATE.....CALIFORNIA
COUNTY.....SAN LUIS OBISPO
DIST AND DIRECTION FROM
NEAREST POPULATION CTR...12 MI WSW OF
SAN LUIS OBISPO
TYPE OF REACTOR.....PWR
DATE INITIAL CRITICALITY...APRIL 29, 1984
DATE ELEC ENER 1ST GENER...NOVEMBER 11, 1984
DATE COMMERCIAL OPERATE...MAY 7, 1985
CONDENSER COOLING METHOD...ONCE THRU
CONDENSER COOLING WATER...PACIFIC OCEAN
ELECTRIC RELIABILITY
COUNCIL.....WESTERN SYSTEMS
COORDINATING COUNCIL

UTILITY & CONTRACTOR INFORMATION

UTILITY
LICENSEE.....PACIFIC GAS & ELECTRIC
CORPORATE ADDRESS.....77 BEALE STREET
SAN FRANCISCO, CALIFORNIA 94106
CONTRACTOR
ARCHITECT/ENGINEER.....PACIFIC GAS & ELECTRIC
NUC STEAM SYS SUPPLIER...WESTINGHOUSE
CONSTRUCTOR.....PACIFIC GAS & ELECTRIC
TURBINE SUPPLIER.....WESTINGHOUSE

REGULATORY INFORMATION

IE REGION RESPONSIBLE.....V
IE RESIDENT INSPECTOR.....M. MENDONCA
LICENSING PROJ MANAGER....H. SCHIERLING
DOCKET NUMBER.....50-275
LICENSE & DATE ISSUANCE...DPR-80, NOVEMBER 2, 1984
PUBLIC DOCUMENT ROOM.....ROBERT F. KENNEDY LIBRARY
CALIFORNIA POLYTECHNIC STATE UNIVERSITY
SAN LUIS OBISPO, CA. 93407

INSPECTION STATUS

INSPECTION SUMMARY

+ INSPECTION ON JUNE 10-28, 1985 (REPORT NO. 50-275/85-23) AREAS INSPECTED: SPECIAL UNANNOUNCED INSPECTION OF DIABLO CANYON'S ADMINISTRATIVE CONTROLS ASSOCIATED WITH THE FOUR MOST IMPORTANT SAFETY-RELATED SYSTEMS BASED ON PROBABILISTIC RISK ASSESSMENT. MORE SPECIFICALLY SELECTED SYSTEMS AND ACTIVITIES RELATED TO THE AUXILIARY FEEDWATER SYSTEM (AFWS); DIESEL GENERATORS (DGS); 125V VITAL DC SYSTEM; HIGH PRESSURE SAFETY INJECTION (HPSI); OFFSITE COMMITTEE ACTIVITIES; HEALTH PHYSICS PROGRAM AND ASSOCIATED LICENSEE ADMINISTRATIVE CONTROLS WERE INSPECTED. THE TEAM'S APPROACH WAS TO DIRECT 60 PERCENT OF ITS EFFORT ON ADMINISTRATIVE CONTROLS ASSOCIATED WITH THE EMERGENCY DGS, 125V DC, HPSI AND AFW SYSTEMS AND THE IMPLEMENTATION AND ADHERENCE OF THOSE CONTROLS IN THE FOLLOWING AREAS: M&TE CALIBRATION PROGRAM; MAINTENANCE PROGRAM; SURVEILLANCE PROGRAM; VENDOR FIELD CHANGE NOTICES; AND DESIGN CHANGES AND MODIFICATIONS. THE OTHER 40 PERCENT OF THE TEAM'S EFFORT WAS ON ADMINISTRATIVE CONTROLS IN THE FOLLOWING IMPORTANT AREAS: IMPLEMENTATION OF CORPORATE POLICIES; OFFSITE COMMITTEE ACTIVITIES; QUALITY ASSURANCE AUDITS (ONSITE); LICENSED/NON-LICENSED OPERATOR TRAINING; PLANT OPERATIONS; HEALTH PHYSICS; AND RADIOACTIVE WASTE SYSTEMS. THE TEAM STRATEGY FOR THIS INSPECTION REQUIRED THE SELECTION OF A SAMPLE OF DIABLO CANYON ADMINISTRATIVE CONTROLS ASSOCIATED WITH FOUR IMPORTANT SAFETY-RELATED SYSTEMS (HPSI, AFWS, 125V DC SYSTEM, AND THE EMERGENCY DGS) FOR VIGOROUS EXAMINATION. THE SAMPLE APPEARED REPRESENTATIVE OF ALL MANAGEMENT CONTROLS, TESTING, METHODOLOGY AND DOCUMENTATION FOR OTHER SAFETY-RELATED ADMINISTRATIVE CONTROLS AT THE DIABLO CANYON NUCLEAR POWER PLANT. THE INSPECTION INVOLVED 719 INSPECTOR-HOURS ONSITE BY TEN NRC INSPECTORS, AND 14 HOURS AT THE CORPORATE OFFICES IN SAN FRANCISCO.

RESULTS: OF THE AREAS INSPECTED, THREE VIOLATIONS OF NRC REQUIREMENTS WERE IDENTIFIED IN THE AREAS OF 1) CONTROL OF MEASURING AND TEST EQUIPMENT, 2) RADIATION PROTECTION PROCEDURE IMPLEMENTATION, AND 3) PERSONNEL QUALIFICATION REQUIRED BY TECHNICAL SPECIFICATIONS.

Report Period JUL 1985

I N S P E C T I O N S T A T U S - (CONTINUED)

* DIABLO CANYON 1 *

INSPECTION SUMMARY

+ INSPECTION ON JUNE 3-28, 1985 (REPORT NO. 50-275/85-24) REPORT BEING PREPARED; TO BE REPORTED NEXT MONTH.

+ INSPECTION ON MAY 26 - JUNE 29, 1985 (REPORT NO. 50-275/85-25) AREAS INSPECTED: ROUTINE INSPECTION OF PLANT OPERATIONS, MAINTENANCE AND SURVEILLANCE ACTIVITIES, FOLLOWUP OF ONSITE EVENTS, OPEN ITEMS, AND LERS, AS WELL AS SELECTED INDEPENDENT INSPECTION ACTIVITIES. THE INSPECTION INVOLVED 209 INSPECTOR-HOURS ONSITE BY FOUR RESIDENT NRC INSPECTORS AND ONE REGIONALLY BASED NRC INSPECTOR.

RESULTS: NO ITEMS OF NONCOMPLIANCE OR DEVIATIONS WERE IDENTIFIED.

+ INSPECTION ON JUNE 30 - JULY 7, 1985 (REPORT NO. 50-275/85-26) REPORT BEING PREPARED; TO BE REPORTED NEXT MONTH.

+ INSPECTION ON FEBRUARY 11 - JULY 17, 1985 (REPORT NO. 50-275/85-27) AREAS INSPECTED: FOLLOWUP OF VARIOUS ALLEGATIONS PERTAINING TO PLANT CONSTRUCTION.

RESULTS: NO ITEMS OF NONCOMPLIANCE OR DEVIATIONS WERE IDENTIFIED.

ENFORCEMENT SUMMARY

NONE

OTHER ITEMS

SYSTEMS AND COMPONENT PROBLEMS:

NONE

FACILITY ITEMS (PLANS AND PROCEDURES):

NONE

MANAGERIAL ITEMS:

NONE

PLANT STATUS:

100% POWER

LAST IE SITE INSPECTION DATE: 06/30-07/07/85

INSPECTION REPORT NO: 50-275/85-26

Report Period JUL 1985

R E P O R T S F R O M L I C E N S E E

* DIABLO CANYON 1 *

NUMBER	DATE OF EVENT	DATE OF REPORT	SUBJECT
85-13-L0	04-30-85	06-07-85	DIESEL LOAD SEQUENCE TIMERS OUT OF SPECIFICATION
85-14-L0	05-18-85	06-18-85	REACTOR TRIP AND SI CAUSED BY FAILURE OF SLAVE 2.5 KVA REG TRANSFORMER ON INSTR INVERTER IY-1-3
85-15-L0	05-20-85	06-18-85	REACTOR TRIP AND SI CAUSED BY LOOSE CONN TO OUTPUT CIRC BKR INSTR INVERTER IY-1-2
85-16-L0	05-20-85	06-18-85	REACTOR TRIP IN MODE 3 CAUSED BY TRANSFERRING IY-1-2 FROM BACKUP TO NORMAL
85-17-L0	05-23-85	06-24-85	MAINTENANCE WORKER WAS PERMITTED TO ENTER HI RAD AREA
85-18-L0	05-05-85	07-09-85	LCO TS3336 ACTION B EXCEEDED TEST LEADS LEFT ON RCS OUTLET TEMP MONITORS
85-19-L0	06-02-85	07-02-85	THERMOCOUPLE MONITORING SYSTEM CHANNEL CHECK EXCEEDED
85-20-L0	06-13-85	07-12-85	SURV TESTING DG13 AUTO START DG12 STARTED OPERATOR ERROR
85-21-L0	06-18-85	07-18-85	AXIAL FLUX DIFFERENCE TS TIME EXCEEDED

=====

THIS PAGE INTENTIONALLY LEFT BLANK

1. Docket: 50-237 O P E R A T I N G S T A T U S

2. Reporting Period: 07/01/85 Outage + On-line Hrs: 744.0

3. Utility Contact: D. C. MAXWELL (815) 942-2920

4. Licensed Thermal Power (MWt): 2527

5. Nameplate Rating (Gross MWe): 920 X 0.9 = 828

6. Design Electrical Rating (Net MWe): 794

7. Maximum Dependable Capacity (Gross MWe): 812

8. Maximum Dependable Capacity (Net MWe): 772

9. If Changes Occur Above Since Last Report, Give Reasons:
NONE

10. Power Level To Which Restricted, If Any (Net MWe):

11. Reasons for Restrictions, If Any:
NONE

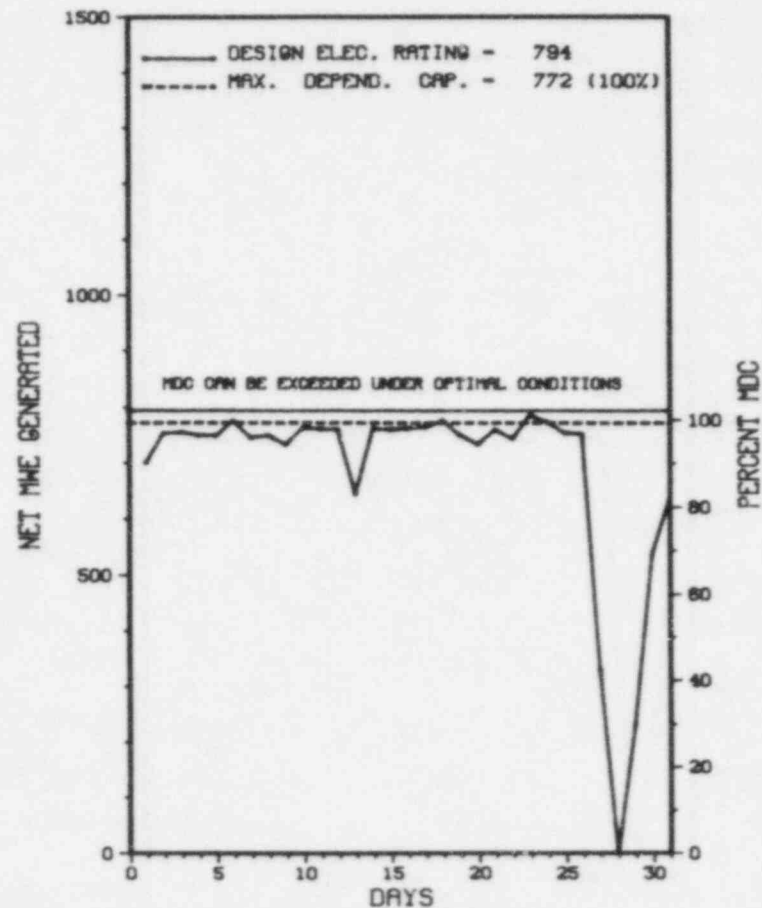
	MONTH	YEAR	CUMULATIVE
12. Report Period Hrs	<u>744.0</u>	<u>5,087.0</u>	<u>133,391.0</u>
13. Hours Reactor Critical	<u>727.8</u>	<u>2,442.4</u>	<u>101,179.3</u>
14. Rx Reserve Shtdwn Hrs	<u>.0</u>	<u>.0</u>	<u>.0</u>
15. Hrs Generator On-Line	<u>707.3</u>	<u>2,244.5</u>	<u>96,549.1</u>
16. Unit Reserve Shtdwn Hrs	<u>.0</u>	<u>.0</u>	<u>.0</u>
17. Gross Therm Ener (MWH)	<u>1,709,842</u>	<u>4,849,205</u>	<u>196,230,223</u>
18. Gross Elec Ener (MWH)	<u>535,960</u>	<u>1,522,582</u>	<u>62,727,336</u>
19. Net Elec Ener (MWH)	<u>508,863</u>	<u>1,430,496</u>	<u>59,288,300</u>
20. Unit Service Factor	<u>95.1</u>	<u>44.1</u>	<u>72.4</u>
21. Unit Avail Factor	<u>95.1</u>	<u>44.1</u>	<u>72.4</u>
22. Unit Cap Factor (MDC Net)	<u>88.6</u>	<u>36.4</u>	<u>57.6</u>
23. Unit Cap Factor (DER Net)	<u>86.1</u>	<u>35.4</u>	<u>56.0</u>
24. Unit Forced Outage Rate	<u>4.9</u>	<u>14.0</u>	<u>11.5</u>
25. Forced Outage Hours	<u>36.7</u>	<u>365.9</u>	<u>5,075.9</u>

26. Shutdowns Sched Over Next 6 Months (Type, Date, Duration):
SNUBBER INSPECTION, MID-OCT, 1985 - WEEKEND

27. If Currently Shutdown Estimated Startup Date: N/A

* D R E S D E N 2 *

AVERAGE DAILY POWER LEVEL (MWe) PLOT
DRESDEN 2



JULY 1985

Report Period JUL 1985

UNIT SHUTDOWNS / REDUCTIONS

 * DRESDEN 2 *

No.	Date	Type	Hours	Reason	Method	LER Number	System Component	Cause & Corrective Action to Prevent Recurrence
5	07/27/85	F	36.7	A	3	85-031		SCRAM DISCHARGE VOLUME HIGH LEVEL WITH RX SCRAM.

 * SUMMARY *

 DRESDEN 2 OPERATED WITH 1 OUTAGE FOR EQUIPMENT FAILURE IN JULY.

Type	Reason	Method	System & Component
F-Forced	A-Equip Failure	1-Manual	Exhibit F & H
S-Sched	B-Maint or Test	2-Manual Scram	Instructions for
	C-Refueling	3-Auto Scram	Preparation of
	D-Regulatory Restriction	4-Continued	Data Entry Sheet
	E-Operator Training	5-Reduced Load	Licensee Event Report
	& License Examination	9-Other	(LER) File (NUREG-0161)

* DRESDEN 2 *

FACILITY DATA

Report Period JUL 1985

FACILITY DESCRIPTION

LOCATION
STATE.....ILLINOIS
COUNTY.....GRUNDY
DIST AND DIRECTION FROM
NEAREST POPULATION CTR...9 MI E OF
MORRIS, ILL
TYPE OF REACTOR.....BWR
DATE INITIAL CRITICALITY...JANUARY 7, 1970
DATE ELEC ENER 1ST GENER...APRIL 13, 1970
DATE COMMERCIAL OPERATE...JUNE 9, 1970
CONDENSER COOLING METHGD...COOLING LAKE
CONDENSER COOLING WATER...KANKAKEE RIVER
ELECTRIC RELIABILITY
COUNCIL.....MID-AMERICA
INTERPOOL NETWORK

UTILITY & CONTRACTOR INFORMATION

UTILITY
LICENSEE.....COMMONWEALTH EDISON
CORPORATE ADDRESS.....P.O. BOX 767
CHICAGO, ILLINOIS 60690
CONTRACTOR
ARCHITECT/ENGINEER.....SARGENT & LUNDY
NUC STEAM SYS SUPPLIER...GENERAL ELECTRIC
CONSTRUCTOR.....UNITED ENG. & CONSTRUCTORS
TURBINE SUPPLIER.....GENERAL ELECTRIC

REGULATORY INFORMATION

IE REGION RESPONSIBLE.....III
IE RESIDENT INSPECTOR.....T. TONGUE
LICENSING PROJ MANAGER.....R. GILBERT
DOCKET NUMBER.....50-237
LICENSE & DATE ISSUANCE...DPR-19, DECEMBER 22, 1969
PUBLIC DOCUMENT ROOM.....MORRIS PUBLIC LIBRARY
604 LIBERTY STREET
MORRIS, ILLINOIS 60450

INSPECTION STATUS

INSPECTION SUMMARY

INSPECTION DURING THE PERIOD OF APRIL 19 THROUGH JUNE 7 (85017): ROUTINE, UNANNOUNCED RESIDENT INSPECTION OF HEADQUARTERS AND REGIONAL REQUESTS, OPERATIONAL SAFETY, EVENTS, I.E. BULLETINS, LICENSEE EVENT REPORTS, MAINTENANCE, SURVEILLANCES, INDEPENDENT INSPECTION AND REPORT REVIEW. THE INSPECTION INVOLVED A TOTAL OF 249 INSPECTOR-HOURS ONSITE BY TWO NRC INSPECTORS INCLUDING 56 INSPECTOR-HOURS ONSITE DURING OFF-SHIFTS. OF THE TEN AREAS INSPECTED, NO ITEMS OF NONCOMPLIANCE WERE IDENTIFIED.

INSPECTION ON JUNE 3-7 (85022): ROUTINE, UNANNOUNCED INSPECTION OF THE LIQUID AND GASEOUS RADWASTE MANAGEMENT PROGRAMS, INCLUDING: ORGANIZATION AND MANAGEMENT CONTROLS, LIQUID AND GASEOUS RADWASTE MANAGEMENT, EFFLUENT REPORTS, QUALITY ASSURANCE AUDITS, STANDBY GAS TREATMENT SYSTEM TESTING, AND REACTOR COOLANT WATER QUALITY. ALSO REVIEWED WERE PREVIOUS INSPECTION FINDINGS AND STATUS OF UNIT 1 CHEMICAL CLEANING. THE INSPECTION INVOLVED 84 INSPECTOR-HOURS ON SITE BY TWO NRC INSPECTORS. NO VIOLATIONS OR DEVIATIONS WERE IDENTIFIED.

INSPECTION ON MAY 14 AND JUNE 4 (85020): ANNOUNCED SPECIAL SAFETY INSPECTION BY REGIONAL INSPECTOR OF LICENSEE ACTIONS ON PREVIOUS INSPECTION FINDINGS REGARDING THE UNIT 2, 125 V DC BATTERY MODIFICATION, IDENTIFIED IN REGION III INSPECTION REPORT NO. 50-237/85014(DRS). THE INSPECTION INVOLVED A TOTAL OF 6 INSPECTOR-HOURS ONSITE AND 9 INSPECTOR-HOURS OFFSITE BY ONE NRC INSPECTOR. OF THE AREA INSPECTED, NO VIOLATIONS OR DEVIATIONS WERE IDENTIFIED.

INSPECTION ON MAY 21-23, 29 AND JUNE 5 (85021): SPECIAL UNANNOUNCED INSPECTION OF IMPLEMENTATION OF 10 CFR PART 61 AND 10 CFR PART 20.311 REQUIREMENTS FOR DISPOSAL OF LOW-LEVEL RADIOACTIVE WASTES, QUALITY CONTROL, TOUR OF THE FACILITY, AND IMPLEMENTATION OF WASTE FORM AND WASTE CLASSIFICATION REQUIREMENTS. THE INSPECTION INVOLVED 45 INSPECTOR-HOURS ON SITE BY TWO NRC INSPECTORS.

Report Period JUL 1985

I N S P E C T I O N S T A T U S - (CONTINUED)

* D R E S D E N 2 *

INSPECTION SUMMARY

ONE APPARENT ITEM OF NONCOMPLIANCE WAS IDENTIFIED (SEVERITY LEVEL V SUPPLEMENT IV VIOLATION - FAILURE TO INCLUDE QUANTITIES OF H-3, C-14, TC-99 AND I-129 ON MANIFESTS).

INSPECTION ON JUNE 21 (85024): ANNOUNCED, SPECIAL INSPECTION TO REVIEW ACTIVITIES RELATED TO THE MAIN STEAM (MS) TRANSIENT MONITORING SYSTEM. THE INSPECTION INVOLVED A TOTAL OF 3 INSPECTOR-HOURS ONSITE BY ONE NRC INSPECTOR. NO VIOLATIONS OR DEVIATIONS WERE IDENTIFIED.

ENFORCEMENT SUMMARY

NONE

OTHER ITEMS

SYSTEMS AND COMPONENT PROBLEMS:

NONE

FACILITY ITEMS (PLANS AND PROCEDURES):

NONE

MANAGERIAL ITEMS:

NONE

PLANT STATUS:

UNIT IS OPERATING NORMALLY.

LAST IE SITE INSPECTION DATE: AUGUST 12 - 20, 1985

INSPECTION REPORT NO: 85027

R E P O R T S F R O M L I C E N S E E

=====			
NUMBER	DATE OF EVENT	DATE OF REPORT	SUBJECT

85-27	06/09/85	07/03/85	REACTOR SCRAM
85-28	06/19/85	07/18/85	UNIT 2 REACTOR SCRAM
=====			

1. Docket: 50-249 O P E R A T I N G S T A T U S

2. Reporting Period: 07/01/85 Outage + On-line Hrs: 744.0

3. Utility Contact: D. C. MAXWELL (815) 942-2920

4. Licensed Thermal Power (MWh): 2527

5. Nameplate Rating (Gross MWe): 920 X 0.9 = 828

6. Design Electrical Rating (Net MWe): 794

7. Maximum Dependable Capacity (Gross MWe): 812

8. Maximum Dependable Capacity (Net MWe): 773

9. If Changes Occur Above Since Last Report, Give Reason: NONE

10. Power Level To Which Restricted, If Any (Net MWe):

11. Reasons for Restrictions, If Any: NONE

	MONTH	YEAR	CUMULATIVE
12. Report Period Hrs	<u>744.0</u>	<u>5,087.0</u>	<u>122,976.0</u>
13. Hours Reactor Critical	<u>744.0</u>	<u>4,838.7</u>	<u>91,562.8</u>
14. Rx Reserve Shtdwn Hrs	<u>.0</u>	<u>.0</u>	<u>.0</u>
15. Hrs Generator On-Line	<u>744.0</u>	<u>4,766.1</u>	<u>87,939.6</u>
16. Unit Reserve Shtdwn Hrs	<u>.0</u>	<u>.0</u>	<u>.0</u>
17. Gross Therm Ener (MWH)	<u>1,687,669</u>	<u>10,876,095</u>	<u>177,936,024</u>
18. Gross Elec Ener (MWH)	<u>527,501</u>	<u>3,443,018</u>	<u>57,631,865</u>
19. Net Elec Ener (MWH)	<u>501,551</u>	<u>3,278,280</u>	<u>54,614,509</u>
20. Unit Service Factor	<u>100.0</u>	<u>93.7</u>	<u>71.5</u>
21. Unit Avail Factor	<u>100.0</u>	<u>93.7</u>	<u>71.5</u>
22. Unit Cap Factor (MDC Net)	<u>87.2</u>	<u>83.4</u>	<u>57.5</u>
23. Unit Cap Factor (DER Net)	<u>84.9</u>	<u>81.2</u>	<u>55.9</u>
24. Unit Forced Outage Rate	<u>.0</u>	<u>2.9</u>	<u>12.2</u>
25. Forced Outage Hours	<u>.0</u>	<u>140.2</u>	<u>7,102.9</u>

26. Shutdowns Sched Over Next 6 Months (Type, Date, Duration):

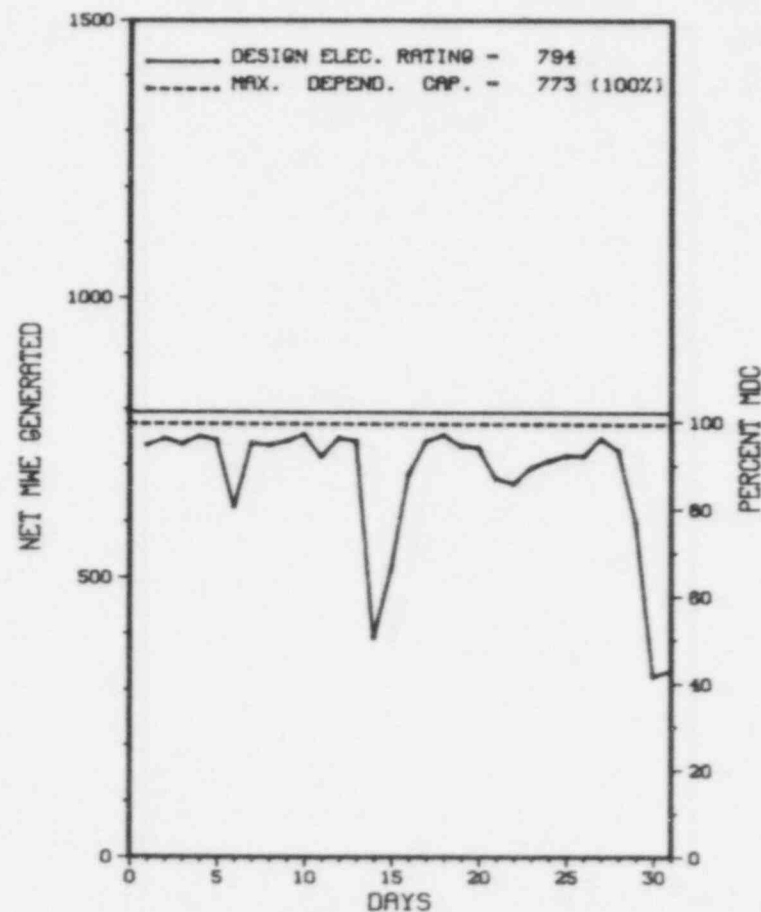
REFUELING & MAINT.: 10/85 - 6 MONTHS.

27. If Currently Shutdown Estimated Startup Date: N/A

 * DRESDEN 3 *

AVERAGE DAILY POWER LEVEL (MWe) PLOT

DRESDEN 3



JULY 1985

Report Period JUL 1985

UNIT SHUTDOWNS / REDUCTIONS

* DRESDEN 3 *

No.	Date	Type	Hours	Reason	Method	LER Number	System Component	Cause & Corrective Action to Prevent Recurrence
-----	------	------	-------	--------	--------	------------	------------------	---

NONE

* SUMMARY *

DRESDEN 3 OPERATED WITH NO OUTAGES OR REDUCTIONS DURING JULY.

Type	Reason	Method	System & Component
F-Forced	A-Equip Failure	1-Manual	Exhibit F & H
S-Sched	B-Maint or Test	2-Manual Scram	Instructions for
	C-Refueling	3-Auto Scram	Preparation of
	D-Regulatory Restriction	4-Continued	Data Entry Sheet
	E-Operator Training	5-Reduced Load	Licensee Event Report
	& License Examination	9-Other	(LER) File (NUREG-0161)

X DRESDEN 3 X

FACILITY DATA

Report Period JUL 1985

FACILITY DESCRIPTION

LOCATION
STATE.....ILLINOIS
COUNTY.....GRUNDY
DIST AND DIRECTION FROM
NEAREST POPULATION CTR...9 MI E OF
MORRIS, ILL
TYPE OF REACTOR.....BWR
DATE INITIAL CRITICALITY...JANUARY 31, 1971
DATE ELEC ENER 1ST GENER...JULY 22, 1971
DATE COMMERCIAL OPERATE...NOVEMBER 16, 1971
CONDENSER COOLING METHOD...COOLING LAKE
CONDENSER COOLING WATER...KANKAKEE RIVER
ELECTRIC RELIABILITY
COUNCIL.....MID-AMERICA
INTERPOOL NETWORK

UTILITY & CONTRACTOR INFORMATION

UTILITY
LICENSEE.....COMMONWEALTH EDISON
CORPORATE ADDRESS.....P.O. BOX 767
CHICAGO, ILLINOIS 60690
CONTRACTOR
ARCHITECT/ENGINEER.....SARGENT & LUNDY
NUC STEAM SYS SUPPLIER...GENERAL ELECTRIC
CONSTRUCTOR.....UNITED ENG. & CONSTRUCTORS
TURBINE SUPPLIER.....GENERAL ELECTRIC

REGULATORY INFORMATION

IE REGION RESPONSIBLE.....III
IE RESIDENT INSPECTOR.....T. TONGUE
LICENSING PROJ MANAGER....R. GILBERT
DOCKET NUMBER.....50-249
LICENSE & DATE ISSUANCE....DPR-25, MARCH 2, 1971
PUBLIC DOCUMENT ROOM.....MORRIS PUBLIC LIBRARY
604 LIBERTY STREET
MORRIS, ILLINOIS 60450

INSPECTION STATUS

INSPECTION SUMMARY

INSPECTION DURING THE PERIOD OF APRIL 19 THROUGH JUNE 7 (85015): ROUTINE, UNANNOUNCED RESIDENT INSPECTION OF HEADQUARTERS AND REGIONAL REQUESTS, OPERATIONAL SAFETY, EVENTS, I.E. BULLETINS, LICENSEE EVENT REPORTS, MAINTENANCE, SURVEILLANCES, INDEPENDENT INSPECTION AND REPORT REVIEW. THE INSPECTION INVOLVED A TOTAL OF 249 INSPECTOR-HOURS ONSITE BY TWO NRC INSPECTORS INCLUDING 56 INSPECTOR-HOURS ONSITE DURING OFF-SHIFTS. OF THE TEN AREAS INSPECTED, NO ITEMS OF NONCOMPLIANCE WERE IDENTIFIED.

INSPECTION ON JUNE 3-7 (85018): ROUTINE, UNANNOUNCED INSPECTION OF THE LIQUID AND GASEOUS RADWASTE MANAGEMENT PROGRAMS, INCLUDING: ORGANIZATION AND MANAGEMENT CONTROLS, LIQUID AND GASEOUS RADWASTE MANAGEMENT, EFFLUENT REPORTS, QUALITY ASSURANCE AUDITS, STANDBY GAS TREATMENT SYSTEM TESTING, AND REACTOR COOLANT WATER QUALITY. ALSO REVIEWED WERE PREVIOUS INSPECTION FINDINGS AND STATUS OF UNIT 1 CHEMICAL CLEANING. THE INSPECTION INVOLVED 84 INSPECTOR-HOURS ON SITE BY TWO NRC INSPECTORS. NO VIOLATIONS OR DEVIATIONS WERE IDENTIFIED.

INSPECTION ON MAY 21-23, 29 AND JUNE 5 (85017): SPECIAL UNANNOUNCED INSPECTION OF IMPLEMENTATION OF 10 CFR PART 61 AND 10 CFR PART 20.311 REQUIREMENTS FOR DISPOSAL OF LOW-LEVEL RADIOACTIVE WASTES, QUALITY CONTROL, TOUR OF THE FACILITY, AND IMPLEMENTATION OF WASTE FORM AND WASTE CLASSIFICATION REQUIREMENTS. THE INSPECTION INVOLVED 45 INSPECTOR-HOURS ON SITE BY TWO NRC INSPECTORS. ONE APPARENT ITEM OF NONCOMPLIANCE WAS IDENTIFIED (SEVERITY LEVEL V SUPPLEMENT IV VIOLATION - FAILURE TO INCLUDE QUANTITIES OF H-3, C-14, TC-99 AND I-129 ON MANIFESTS).

Report Period JUL 1985

I N S P E C T I O N S T A T U S - (CONTINUED)

* D R E S D E N 3 *

ENFORCEMENT SUMMARY

NONE

OTHER ITEMS

SYSTEMS AND COMPONENT PROBLEMS:

NONE

FACILITY ITEMS (PLANS AND PROCEDURES):

NONE

MANAGERIAL ITEMS:

NONE

PLANT STATUS:

PREPARING FOR MAJOR PIPING REPLACEMENT IN OCTOBER

LAST IE SITE INSPECTION DATE: AUGUST 12 - 20, 1985

INSPECTION REPORT NO: 85022

R E P O R T S F R O M L I C E N S E E

=====			
NUMBER	DATE OF EVENT	DATE OF REPORT	SUBJECT

=====			

1. Docket: 50-331 O P E R A T I N G S T A T U S

2. Reporting Period: 07/01/85 Outage + On-line Hrs: 744.0

3. Utility Contact: BRADFORD THOMAS (319) 851-7339

4. Licensed Thermal Power (MWt): 1658

5. Nameplate Rating (Gross MWe): 663 X 0.9 = 597

6. Design Electrical Rating (Net MWe): 538

7. Maximum Dependable Capacity (Gross MWe): 545

8. Maximum Dependable Capacity (Net MWe): 515

9. If Changes Occur Above Since Last Report, Give Reasons: NONE

10. Power Level To Which Restricted, If Any (Net MWe): _____

11. Reasons for Restrictions, If Any: _____

NONE

	MONTH	YEAR	CUMULATIVE
12. Report Period Hrs	<u>744.0</u>	<u>5,087.0</u>	<u>92,015.0</u>
13. Hours Reactor Critical	<u>286.4</u>	<u>1,060.2</u>	<u>63,622.3</u>
14. Rx Reserve Shtdwn Hrs	<u>.0</u>	<u>.0</u>	<u>130.3</u>
15. Hrs Generator On-Line	<u>265.7</u>	<u>1,038.8</u>	<u>61,886.5</u>
16. Unit Reserve Shtdwn Hrs	<u>.0</u>	<u>.0</u>	<u>.0</u>
17. Gross Therm Ener (MWH)	<u>218,976</u>	<u>1,224,444</u>	<u>77,684,377</u>
18. Gross Elec Ener (MWH)	<u>68,273</u>	<u>404,123</u>	<u>25,991,477</u>
19. Net Elec Ener (MWH)	<u>62,682</u>	<u>376,335</u>	<u>24,330,268</u>
20. Unit Service Factor	<u>35.7</u>	<u>20.4</u>	<u>67.3</u>
21. Unit Avail Factor	<u>35.7</u>	<u>20.4</u>	<u>67.3</u>
22. Unit Cap Factor (MDC Net)	<u>16.4</u>	<u>14.4</u>	<u>51.3</u>
23. Unit Cap Factor (DER Net)	<u>15.7</u>	<u>13.8</u>	<u>49.1</u>
24. Unit Forced Outage Rate	<u>.0</u>	<u>.0</u>	<u>16.7</u>
25. Forced Outage Hours	<u>.0</u>	<u>.0</u>	<u>12,384.8</u>

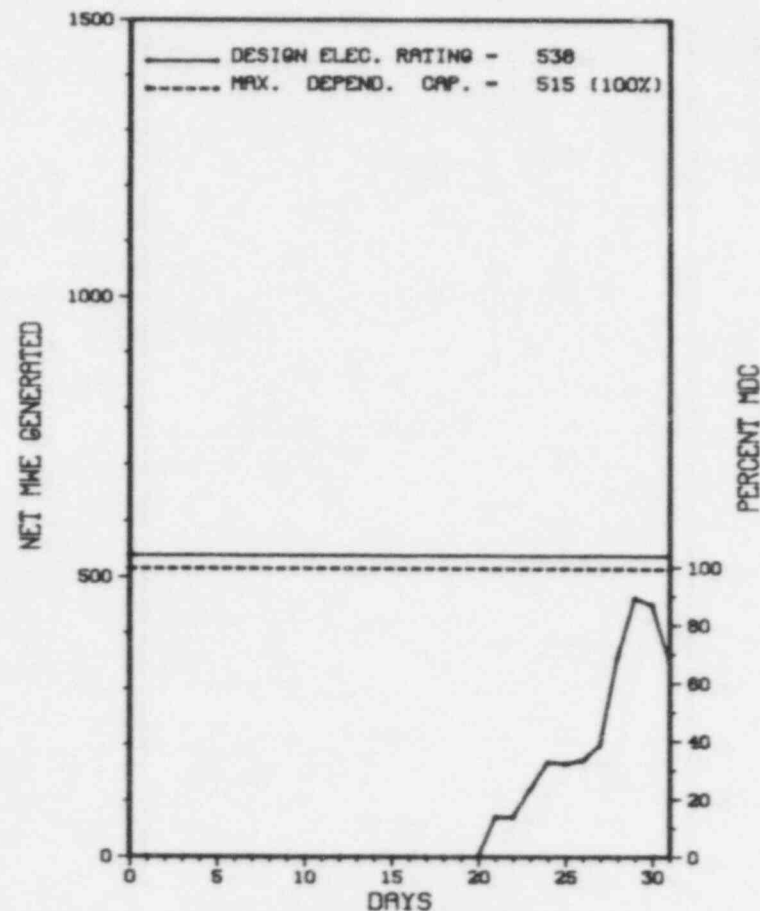
26. Shutdowns Sched Over Next 6 Months (Type, Date, Duration): NONE

27. If Currently Shutdown Estimated Startup Date: N/A

 * DUANE ARNOLD *

AVERAGE DAILY POWER LEVEL (MWe) PLOT

DUANE ARNOLD



JULY 1985

Report Period JUL 1985

UNIT SHUTDOWNS / REDUCTIONS

 * DUANE ARNOLD *

No.	Date	Type	Hours	Reason	Method	LER Number	System Component	Cause & Corrective Action to Prevent Recurrence
1	02/02/85	S	471.5	C	4			CONTINUED REFUEL OUTAGE.
2	07/21/85	S	0.9	B	1			OVERSPEED TURBINE TRIP TESTING.
3	07/22/85	S	5.9	B	1			TURBINE TRIPPED TO REPAIR BACKUP OVERSPEED CIRCUITRY.
4	07/30/85	F	0.0	A	5			POWER REDUCTION DUE TO LIMITING CONTROL ROD PATTERN WITH AN INOPERABLE ROD BLOCK MONITOR CHANNEL.

 * SUMMARY *

 DUANE ARNOLD OPERATED WITH 3 OUTAGES AND 1 REDUCTION DURING JULY.

Type	Reason	Method	System & Component
F-Forced	A-Equip Failure	1-Manual	Exhibit F & H
S-Sched	B-Maint or Test	2-Manual Scram	Instructions for
	C-Refueling	3-Auto Scram	Preparation of
	D-Regulatory Restriction	4-Continued	Data Entry Sheet
	E-Operator Training	5-Reduced Load	Licensee Event Report
	& License Examination	9-Other	(LER) File (NUREG-0161)

* DUANE ARNOLD *

F A C I L I T Y D A T A

Report Period JUL 1985

FACILITY DESCRIPTION

LOCATION
STATE.....IOWA

COUNTY.....LINN

DIST AND DIRECTION FROM
NEAREST POPULATION CTR...8 MI NW OF
CEDAR RAPIDS, IA

TYPE OF REACTOR.....BWR

DATE INITIAL CRITICALITY...MARCH 23, 1974

DATE ELEC ENER 1ST GENER...MAY 19, 1974

DATE COMMERCIAL OPERATE...FEBRUARY 1, 1975

CONDENSER COOLING METHOD...COOLING TOWER

CONDENSER COOLING WATER...CEDAR RAPIDS RIVER

ELECTRIC RELIABILITY
COUNCIL.....MID-CONTINENT AREA
RELIABILITY COORDINATION
AGREEMENT

UTILITY & CONTRACTOR INFORMATION

UTILITY
LICENSEE.....IOWA ELECTRIC POWER & LIGHT

CORPORATE ADDRESS.....I E TOWERS, P.O. BOX 351
CEDAR RAPIDS, IOWA 52406

CONTRACTOR
ARCHITECT/ENGINEER.....BECHTEL

NUC STEAM SYS SUPPLIER...GENERAL ELECTRIC

CONSTRUCTOR.....BECHTEL

TURBINE SUPPLIER.....GENERAL ELECTRIC

REGULATORY INFORMATION

IE REGION RESPONSIBLE.....III

IE RESIDENT INSPECTOR.....J. WEIBE

LICENSING PROJ MANAGER.....M. THADANI
DOCKET NUMBER.....50-331

LICENSE & DATE ISSUANCE...DPR-49, FEBRUARY 22, 1974

PUBLIC DOCUMENT ROOM.....CEDAR RAPIDS PUBLIC LIBRARY
500 FIRST STREET, S.E.
CEDAR RAPIDS, IOWA 52401

I N S P E C T I O N S T A T U S

INSPECTION SUMMARY

INSPECTION ON MAY 15-17, 28-31, AND JUNE 10-14 (85013): ROUTINE, ANNOUNCED INSPECTION BY TWO REGIONAL INSPECTORS OF QA PROGRAM - ANNUAL REVIEW; TEST AND MEASUREMENT EQUIPMENT PROGRAM; MAINTENANCE PROGRAM; PROCUREMENT CONTROL; RECEIPT, STORAGE, AND HANDLING OF EQUIPMENT AND MATERIALS PROGRAM; AND OFFSITE SUPPORT STAFF. THE INSPECTION INVOLVED A TOTAL OF 236 INSPECTOR-HOURS ONSITE BY TWO NRC INSPECTORS AND 10 INSPECTOR-HOURS AT CORPORATE HEADQUARTERS. IN THE SIX AREAS INSPECTED, NO VIOLATIONS OR DEVIATIONS WERE IDENTIFIED.

INSPECTION ON JUNE 24-27 (85018): INCLUDED A REVIEW AND FOLLOWUP OF UNRESOLVED ITEMS; MANAGEMENT EFFECTIVENESS; SECURITY ORGANIZATION; RECORDS AND REPORTS; LOCKS, KEYS AND COMBINATIONS; SECURITY SYSTEM POWER SUPPLY; LIGHTING; COMPENSATORY MEASURES; ASSESSMENT AIDS; ACCESS CONTROL - PERSONNEL; ACCESS CONTROL - VEHICLES; AND COMMUNICATION. THE INSPECTION INVOLVED 31 INSPECTOR-HOURS BY ONE NRC INSPECTOR. THE INSPECTION BEGAN DURING THE DAY SHIFT. THE LICENSEE WAS FOUND TO BE IN COMPLIANCE WITH NRC REQUIREMENTS WITHIN THE AREAS EXAMINED DURING THIS INSPECTION.

ENFORCEMENT SUMMARY

NONE

Report Period JUL 1985

I N S P E C T I O N S T A T U S - (CONTINUED)

* DUANE ARNOLD *

OTHER ITEMS

SYSTEMS AND COMPONENT PROBLEMS:

NONE

FACILITY ITEMS (PLANS AND PROCEDURES):

NONE

MANAGERIAL ITEMS:

NONE

PLANT STATUS:

THE PLANT RESUMED OPERATION ON JULY 19, 1985 CONCLUDING AN OUTAGE WHICH BEGAN ON FEBRUARY 2, 1985. EXTENSIVE RECIRCULATION SYSTEM PIPE WELD REPAIR WAS PERFORMED DURING THE OUTAGE.

LAST IE SITE INSPECTION DATE: AUGUST 18 - 25, 1985

INSPECTION REPORT NO: 85024

R E P O R T S F R O M L I C E N S E E

=====			
NUMBER	DATE OF EVENT	DATE OF REPORT	SUBJECT

85-16	06/01/85	07/01/85	INADVERTENT MOMENTARY SECONDARY CONTAINMENT VIOLATION
85-17	04/11/85	07/12/85	LOW PRESSURE SETPOINTS FOUND IN BENCH TESTS OF MAIN STEAM SAFETY/RELIEF VALVES
85-18	06/06/85	07/05/85	RPS TRIP FROM A SPURIOUS LPRM SIGNAL
85-19	06/07/85	07/07/85	ELECTRICAL ISOLATION ERROR DURING CRD MAINTENANCE
85-20	06/10/85	07/10/85	INADVERTENT RPS ACTUATIONS
85-21	06/14/85	07/12/85	SPENT FUEL POOL LEVEL FOUND BELOW TECHNICAL SPECIFICATION LIMIT
85-22	06/17/85	07/17/85	INADVERTENT GROUP III VALVE ISOLATIONS DUE TO PLANT MODIFICATIONS AND TESTING
85-23	07/02/85	08/01/85	UNPLANNED REACTOR WATER CLEANUP ISOLATIONS
=====			

1. Docket: 50-348 O P E R A T I N G S T A T U S

2. Reporting Period: 07/01/85 Outage + On-line Hrs: 744.0

3. Utility Contact: J. D. WOODARD (205) 899-5156

4. Licensed Thermal Power (MWt): 2652

5. Nameplate Rating (Gross MWe): 1045 X 0.85 = 888

6. Design Electrical Rating (Net MWe): 829

7. Maximum Dependable Capacity (Gross MWe): 861

8. Maximum Dependable Capacity (Net MWe): 816

9. If Changes Occur Above Since Last Report, Give Reasons:
NONE

10. Power Level To Which Restricted, If Any (Net MWe):

11. Reasons for Restrictions, If Any:
NONE

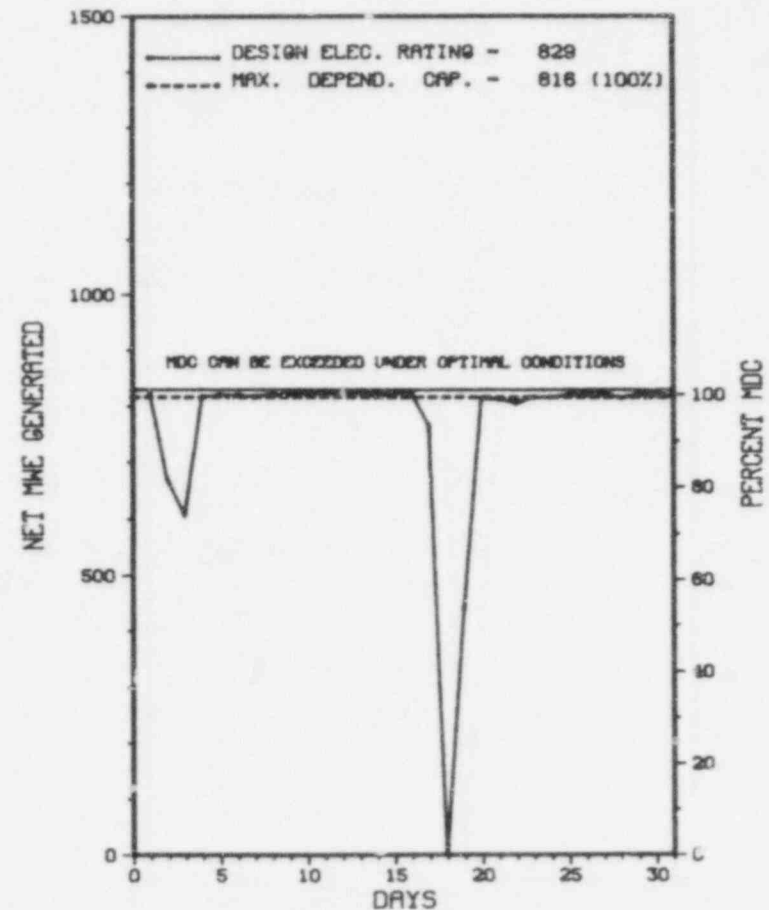
	MONTH	YEAR	CUMULATIVE
12. Report Period Hrs	<u>744.0</u>	<u>5,087.0</u>	<u>67,199.0</u>
13. Hours Reactor Critical	<u>752.5</u>	<u>3,831.1</u>	<u>45,960.1</u>
14. Rx Reserve Shtdwn Hrs	<u>.0</u>	<u>.0</u>	<u>3,650.7</u>
15. Hrs Generator On-Line	<u>721.6</u>	<u>3,708.2</u>	<u>44,732.6</u>
16. Unit Reserve Shtdwn Hrs	<u>.0</u>	<u>.0</u>	<u>.0</u>
17. Gross Therm Ener (MWH)	<u>1,844,333</u>	<u>9,378,211</u>	<u>113,278,784</u>
18. Gross Elec Ener (MWH)	<u>602,538</u>	<u>3,038,490</u>	<u>36,031,608</u>
19. Net Elec Ener (MWH)	<u>570,320</u>	<u>2,859,066</u>	<u>33,988,112</u>
20. Unit Service Factor	<u>97.0</u>	<u>72.9</u>	<u>66.6</u>
21. Unit Avail Factor	<u>97.0</u>	<u>72.9</u>	<u>66.6</u>
22. Unit Cap Factor (MDC Net)	<u>93.9</u>	<u>68.9</u>	<u>63.3*</u>
23. Unit Cap Factor (DER Net)	<u>92.5</u>	<u>67.8</u>	<u>61.0</u>
24. Unit Forced Outage Rate	<u>3.0</u>	<u>3.6</u>	<u>12.5</u>
25. Forced Outage Hours	<u>22.4</u>	<u>136.9</u>	<u>6,382.9</u>

26. Shutdowns Sched Over Next 6 Months (Type, Date, Duration):
NONE

27. If Currently Shutdown Estimated Startup Date: N/A

* FARLEY 1 *

AVERAGE DAILY POWER LEVEL (MWe) PLOT
FARLEY 1



JULY 1985

* Item calculated with a Weighted Average

Report Period JUL 1985

UNIT SHUTDOWNS / REDUCTIONS

* FARLEY 1 *

No.	Date	Type	Hours	Reason	Method	LER Number	System	Component	Cause & Corrective Action to Prevent Recurrence
006	07/02/85	F	0.0	B	5		AB	P	POWER WAS REDUCED TO 37% TO FACILITATE A CONTAINMENT ENTRY TO ADD OIL TO THE 1C REACTOR COOLANT PUMP.
007	07/17/85	F	22.4	B	3	85-013	SJ	P	A REACTOR TRIP OCCURRED DUE TO LOW-LOW STEAM GENERATOR LEVEL FOLLOWING A TRIP OF THE 1B STEAM GENERATOR FEED PUMP (SGFP). THE SGFP TRIPPED WHEN A TECHNICIAN ACCIDENTLY BUMPED A CABLE AND BROKE A CONNECTION ON A WIRE LEADING TO THE SGFP THRUST BEARING WEAR PROTECTION UNIT.

* SUMMARY *

FARLEY 1 OPERATED WITH 1 OUTAGE AND 1 REDUCTION, BOTH DUE TO MAINTENANCE, DURING JULY.

Type	Reason	Method	System & Component
F-Forced	A-Equip Failure	1-Manual	Exhibit F & H
S-Sched	B-Maint or Test	2-Manual Scram	Instructions for
	C-Refueling	3-Auto Scram	Preparation of
	D-Regulatory Restriction	4-Continued	Data Entry Sheet
	E-Operator Training	5-Reduced Load	Licensee Event Report
	& License Examination	9-Other	(LER) File (NUREG-0161)

* FARLEY 1 *

FACILITY DATA

Report Period JUL 1985

FACILITY DESCRIPTION

LOCATION
STATE.....ALABAMA

COUNTY.....HOUSTON

DIST AND DIRECTION FROM
NEAREST POPULATION CTR...18 MI SE OF
DOTHAN, ALA

TYPE OF REACTOR.....PWR

DATE INITIAL CRITICALITY...AUGUST 9, 1977

DATE ELEC ENER 1ST GENER...AUGUST 18, 1977

DATE COMMERCIAL OPERATE...DECEMBER 1, 1977

CONDENSER COOLING METHOD...COOLING TOWER

CONDENSER COOLING WATER...CHATAHOOCHEE RIVER

ELECTRIC RELIABILITY
COUNCIL.....SOUTHEASTERN ELECTRIC
RELIABILITY COUNCIL

UTILITY & CONTRACTOR INFORMATION

UTILITY
LICENSEE.....ALABAMA POWER CO.

CORPORATE ADDRESS.....600 NORTH 18TH STREET
BIRMINGHAM, ALABAMA 35203

CONTRACTOR
ARCHITECT/ENGINEER.....SOUTHERN SERVICES INCORPORATED

NUC STEAM SYS SUPPLIER...WESTINGHOUSE

CONSTRUCTOR.....DANIEL INTERNATIONAL

TURBINE SUPPLIER.....WESTINGHOUSE

REGULATORY INFORMATION

IE REGION RESPONSIBLE.....II

IE RESIDENT INSPECTOR.....W. BRADFORD

LICENSING PROJ MANAGER.....E. REEVES
DOCKET NUMBER.....50-348

LICENSE & DATE ISSUANCE...NPF-2, JUNE 25, 1977

PUBLIC DOCUMENT ROOM.....G.S. HOUSTON MEMORIAL LIBRARY
212 W. BURDESHAW STREET
DOTHAN, ALABAMA 36301

INSPECTION STATUS

INSPECTION SUMMARY

+ INSPECTION JUNE 3-7 (85-25): THIS ROUTINE, UNANNOUNCED INSPECTION ENTAILED 34 INSPECTOR-HOURS ONSITE IN THE AREAS OF SURVEILLANCE TESTING AND CALIBRATION CONTROL PROGRAM, MEASURING AND TEST EQUIPMENT PROGRAM, AND LICENSEE ACTION ON PREVIOUSLY IDENTIFIED INSPECTION FINDINGS. FOUR VIOLATIONS WERE IDENTIFIED - FAILURE TO PERFORM EVALUATION OF OUT-OF-TOLERANCE MEASURING AND TEST EQUIPMENT, FAILURE TO ESTABLISH ENVIRONMENTAL CONTROLS FOR CALIBRATION OF MEASURING AND TEST EQUIPMENT, FAILURE TO CONFIRM ADEQUACY OF CALIBRATION FREQUENCY OF MEASURING AND TEST EQUIPMENT, FAILURE TO CONTROL ACCESS AND ASSURE ACCOUNTABILITY OF MEASURING AND TEST EQUIPMENT.

INSPECTION JUNE 18-21 (85-26): THIS ROUTINE, UNANNOUNCED INSPECTION ENTAILED 28 INSPECTOR-HOURS ONSITE IN THE AREAS OF REVIEW OF THE SURVEILLANCE AND INSPECTION PROGRAM FOR SNUBBERS, FOLLOWUP ON LICENSEE ACTION ON PREVIOUS INSPECTION FINDINGS, AND REVIEW OF THE REPAIRS TO UNITS 1 AND 2 CONTAINMENT BUILDING POST TENSIONING SYSTEM. NO VIOLATIONS OR DEVIATIONS WERE IDENTIFIED.

INSPECTION JUNE 17-20 (85-27): THIS ROUTINE, UNANNOUNCED INSPECTION ENTAILED 30 INSPECTOR-HOURS ONSITE IN THE AREAS OF QUALITY CONTROL AND CONFIRMATORY MEASUREMENTS INCLUDING REVIEW OF THE LABORATORY QUALITY CONTROL PROGRAM; REVIEW OF PROCEDURES AND INSTRUCTIONS; REVIEW OF QUALITY CONTROL RECORDS AND LOGS; REVIEW OF THE COUNTING ROOM AND CHEMISTRY LABORATORY FACILITIES; AND RESULTS OF SPLIT SAMPLES ANALYZED BY THE LICENSEE AND THE NRC REGION II LABORATORY FACILITIES. NO VIOLATIONS OR DEVIATIONS WERE IDENTIFIED.

INSPECTION JUNE 11 - JULY 10 (85-28): THIS ROUTINE, UNANNOUNCED INSPECTION ENTAILED 86 INSPECTOR-HOURS ONSITE IN THE AREAS OF LICENSEE ACTION ON PREVIOUS ENFORCEMENT MATTERS, MONTHLY SURVEILLANCE OBSERVATION, MONTHLY MAINTENANCE OBSERVATION, OPERATIONAL

Report Period JUL 1985

I N S P E C T I O N S T A T U S - (CONTINUED)

* FARLEY 1 *

INSPECTION SUMMARY

SAFETY VERIFICATION, LICENSEE EVENT REPORTS, IE BULLETINS, AND ONSITE FOLLOWUP OF EVENTS. WITHIN THE AREAS INSPECTED, NO VIOLATIONS OR DEVIATIONS WERE IDENTIFIED.

ENFORCEMENT SUMMARY

NONE

OTHER ITEMS

SYSTEMS AND COMPONENT PROBLEMS

NONE.

FACILITY ITEMS (PLANS AND PROCEDURES):

NONE.

MANAGERIAL ITEMS:

NONE.

PLANT STATUS:

NORMAL OPERATIONS.

LAST IE SITE INSPECTION DATE: JUNE 11 - JULY 10, 1985 +

INSPECTION REPORT # 50-348/85-28 +

R E P O R T S F R O M L I C E N S E E

```
=====
NUMBER    DATE OF    DATE OF    SUBJECT
          EVENT     REPORT
-----
85-010    06/08/85   07/03/85   REACTOR TRIP, DUE TO PERSONNEL ERROR/PROCEDURAL INADEQUACY.
=====
```

1. Docket: 50-364 O P E R A T I N G S T A T U S

2. Reporting Period: 07/01/85 Outage + On-line Hrs: 744.0

3. Utility Contact: J. D. WOODARD (205) 899-5156

4. Licensed Thermal Power (Mwt): 2652

5. Nameplate Rating (Gross MWe): 860

6. Design Electrical Rating (Net MWe): 829

7. Maximum Dependable Capacity (Gross MWe): 850

8. Maximum Dependable Capacity (Net MWe): 807

9. If Changes Occur Above Since Last Report, Give Reasons:

NONE

10. Power Level To Which Restricted, If Any (Net MWe):

11. Reasons for Restrictions, If Any:

NONE

	MONTH	YEAR	CUMULATIVE
12. Report Period Hrs	<u>744.0</u>	<u>5,087.0</u>	<u>35,112.0</u>
13. Hours Reactor Critical	<u>716.1</u>	<u>3,279.9</u>	<u>30,192.4</u>
14. Rx Reserve Shtdwn Hrs	<u>.0</u>	<u>.0</u>	<u>138.4</u>
15. Hrs Generator On-Line	<u>692.4</u>	<u>3,211.4</u>	<u>29,789.5</u>
16. Unit Reserve Shtdwn Hrs	<u>.0</u>	<u>.0</u>	<u>.0</u>
17. Gross Therm Ener (MWH)	<u>1,769,634</u>	<u>8,030,519</u>	<u>76,456,115</u>
18. Gross Elec Ener (MWH)	<u>587,200</u>	<u>2,665,516</u>	<u>24,611,770</u>
19. Net Elec Ener (MWH)	<u>556,938</u>	<u>2,509,022</u>	<u>23,327,944</u>
20. Unit Service Factor	<u>93.1</u>	<u>63.1</u>	<u>84.8</u>
21. Unit Avail Factor	<u>93.1</u>	<u>63.1</u>	<u>84.8</u>
22. Unit Cap Factor (MDC Net)	<u>92.8</u>	<u>61.1</u>	<u>82.3</u>
23. Unit Cap Factor (DER Net)	<u>90.3</u>	<u>59.5</u>	<u>80.1</u>
24. Unit Forced Outage Rate	<u>6.9</u>	<u>2.4</u>	<u>5.1</u>
25. Forced Outage Hours	<u>51.6</u>	<u>80.2</u>	<u>1,616.7</u>

26. Shutdowns Sched Over Next 6 Months (Type, Date, Duration):

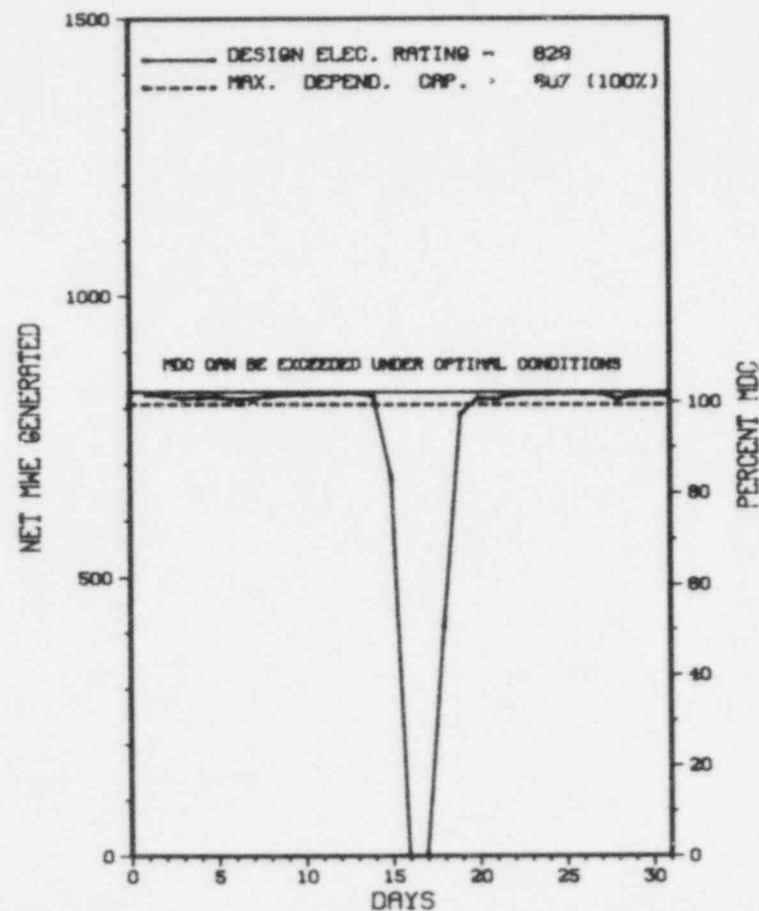
NONE

27. If Currently Shutdown Estimated Startup Date: N/A

* FARLEY 2 *

AVERAGE DAILY POWER LEVEL (MWe) PLOT

FARLEY 2



JULY 1985

Report Period JUL 1985

UNIT SHUTDOWNS / REDUCTIONS

* FARLEY 2 *

No.	Date	Type	Hours	Reason	Method	LER Number	System	Component	Cause & Corrective Action to Prevent Recurrence
005	07/15/85	F	42.1	H	3	85-010			A REACTOR TRIP OCCURRED DUE TO THE LOSS OF POWER IN TWO ROD CONTROL SYSTEM POWER CABINETS. THIS WAS CAUSED BY LIGHTNING.
006	07/17/85	F	9.5	A	3	85-011	SJ	P	A REACTOR TRIP OCCURRED DUE TO LOW-LOW LEVEL IN THE 2C STEAM GENERATOR FOLLOWING A STEAM GENERATOR FEED PUMP AND MAIN TURBINE TRIP CAUSED BY HIGH LEVEL IN THE 2A STEAM GENERATOR.

* SUMMARY *

FARLEY 2 OPERATED WITH 2 OUTAGES AND NO REDUCTIONS DURING JULY.

Type	Reason	Method	System & Component
F-Forced	A-Equip Failure	1-Manual	Exhibit F & H
S-Sched	B-Maint or Test	2-Manual Scram	Instructions for
	C-Refueling	3-Auto Scram	Preparation of
	D-Regulatory Restriction	4-Continued	Data Entry Sheet
	E-Operator Training	5-Reduced Load	Licensee Event Report
	& License Examination	9-Other	(LER) File (NUREG-0161)

* FARLEY 2 *

FACILITY DATA

Report Period JUL 1985

FACILITY DESCRIPTION

LOCATION
STATE.....ALABAMA
COUNTY.....HOUSTON
DIST AND DIRECTION FROM
NEAREST POPULATION CTR...28 MI SE OF
DOTHAN, ALA
TYPE OF REACTOR.....PWR
DATE INITIAL CRITICALITY...MAY 5, 1981
DATE ELEC ENER 1ST GENER...MAY 25, 1981
DATE COMMERCIAL OPERATE...JULY 30, 1981
CONDENSER COOLING METHOD...COOLING TOWER
CONDENSER COOLING WATER...CHATAHOOCHEE RIVER
ELECTRIC RELIABILITY
COUNCIL.....SOUTHEASTERN ELECTRIC
RELIABILITY COUNCIL

UTILITY & CONTRACTOR INFORMATION

UTILITY
LICENSEE.....ALABAMA POWER CO.
CORPORATE ADDRESS.....600 NORTH 18TH STREET
BIRMINGHAM, ALABAMA 35203
CONTRACTOR
ARCHITECT/ENGINEER.....SOUTHERN SERVICES INCORPORATED
NUC STEAM SYS SUPPLIER...WESTINGHOUSE
CONSTRUCTOR.....BECHTEL
TURBINE SUPPLIER.....WESTINGHOUSE

REGULATORY INFORMATION

IE REGION RESPONSIBLE.....II
IE RESIDENT INSPECTOR.....W. BRADFORD
LICENSING PROJ MANAGER.....E. REEVES
DOCKET NUMBER.....50-364
LICENSE & DATE ISSUANCE...NPF-8, MARCH 31, 1981
PUBLIC DOCUMENT ROOM.....G.S. HOUSTON MEMORIAL LIBRARY
212 W. BURDESHAW STREET
DOTHAN, ALABAMA 36301

INSPECTION STATUS

INSPECTION SUMMARY

+ INSPECTION JUNE 3-7 (85-25): THIS ROUTINE, UNANNOUNCED INSPECTION ENTAILED 34 INSPECTOR-HOURS ONSITE IN THE AREAS OF SURVEILLANCE TESTING AND CALIBRATION CONTROL PROGRAM, MEASURING AND TEST EQUIPMENT PROGRAM, AND LICENSEE ACTION ON PREVIOUSLY IDENTIFIED INSPECTION FINDINGS. FOUR VIOLATIONS WERE IDENTIFIED - FAILURE TO PERFORM EVALUATION OF OUT-OF-TOLERANCE MEASURING AND TEST EQUIPMENT, FAILURE TO ESTABLISH ENVIRONMENTAL CONTROLS FOR CALIBRATION OF MEASURING AND TEST EQUIPMENT, FAILURE TO CONFIRM ADEQUACY OF CALIBRATION FREQUENCY OF MEASURING AND TEST EQUIPMENT, FAILURE TO CONTROL ACCESS AND ASSURE ACCOUNTABILITY OF MEASURING AND TEST EQUIPMENT.

INSPECTION JUNE 18-21 (85-26): THIS ROUTINE, UNANNOUNCED INSPECTION ENTAILED 28 INSPECTOR-HOURS ONSITE IN THE AREAS OF REVIEW OF THE SURVEILLANCE AND INSPECTION PROGRAM FOR SNUBBERS, FOLLOWUP ON LICENSEE ACTION ON PREVIOUS INSPECTION FINDINGS, AND REVIEW OF THE REPAIRS TO UNITS 1 AND 2 CONTAINMENT BUILDING POST TENSIONING SYSTEM. NO VIOLATIONS OR DEVIATIONS WERE IDENTIFIED.

INSPECTION JUNE 17-20 (85-27): THIS ROUTINE, UNANNOUNCED INSPECTION ENTAILED 30 INSPECTOR-HOURS ONSITE IN THE AREAS OF QUALITY CONTROL AND CONFIRMATORY MEASUREMENTS INCLUDING REVIEW OF THE LABORATORY QUALITY CONTROL PROGRAM; REVIEW OF PROCEDURES AND INSTRUCTIONS; REVIEW OF QUALITY CONTROL RECORDS AND LOGS; REVIEW OF THE COUNTING ROOM AND CHEMISTRY LABORATORY FACILITIES; AND RESULTS OF SPLIT SAMPLES ANALYZED BY THE LICENSEE AND THE NRC REGION II LABORATORY FACILITIES. NO VIOLATIONS OR DEVIATIONS WERE IDENTIFIED.

INSPECTION JUNE 11 - JULY 10 (85-28): THIS ROUTINE, UNANNOUNCED INSPECTION ENTAILED 86 INSPECTOR-HOURS ONSITE IN THE AREAS OF LICENSEE ACTION ON PREVIOUS ENFORCEMENT MATTERS, MONTHLY SURVEILLANCE OBSERVATION, MONTHLY MAINTENANCE OBSERVATION, OPERATIONAL

Report Period JUL 1985

I N S P E C T I O N S T A T U S - (CONTINUED)

* FARLEY 2 *

INSPECTION SUMMARY

SAFETY VERIFICATION, LICENSEE EVENT REPORTS, IE BULLETINS, AND ONSITE FOLLOWUP OF EVENTS. WITHIN THE AREAS INSPECTED, NO VIOLATIONS OR DEVIATIONS WERE IDENTIFIED.

ENFORCEMENT SUMMARY

NONE

OTHER ITEMS

SYSTEMS AND COMPONENT PROBLEMS:

LICENSEE CONTINUES TENDON FIELD ANCHORS INSPECTION.

FACILITY ITEMS (PLANS AND PROCEDURES):

NONE.

MANAGERIAL ITEMS:

NONE.

PLANT STATUS:

NORMAL OPERATION.

LAST IE SITE INSPECTION DATE: JUNE 11 - JULY 10, 1985 +

INSPECTION REPORT NO: 50-364/85-28 +

R E P O R T S F R O M L I C E N S E E

=====			
NUMBER	DATE OF EVENT	DATE OF REPORT	SUBJECT

NONE.			
=====			

1. Docket: 50-333 O P E R A T I N G S T A T U S

2. Reporting Period: 07/01/85 Outage + On-line Hrs: 744.0

3. Utility Contact: J. COOK (315) 342-3840

4. Licensed Thermal Power (MWh): 2436

5. Nameplate Rating (Gross MWe): 981 X 0.9 = 883

6. Design Electrical Rating (Net MWe): 821

7. Maximum Dependable Capacity (Gross MWe): 830

8. Maximum Dependable Capacity (Net MWe): 810

9. If Changes Occur Above Since Last Report, Give Reasons:
NONE

10. Power Level To Which Restricted, If Any (Net MWe):

11. Reasons for Restrictions, If Any:
NONE

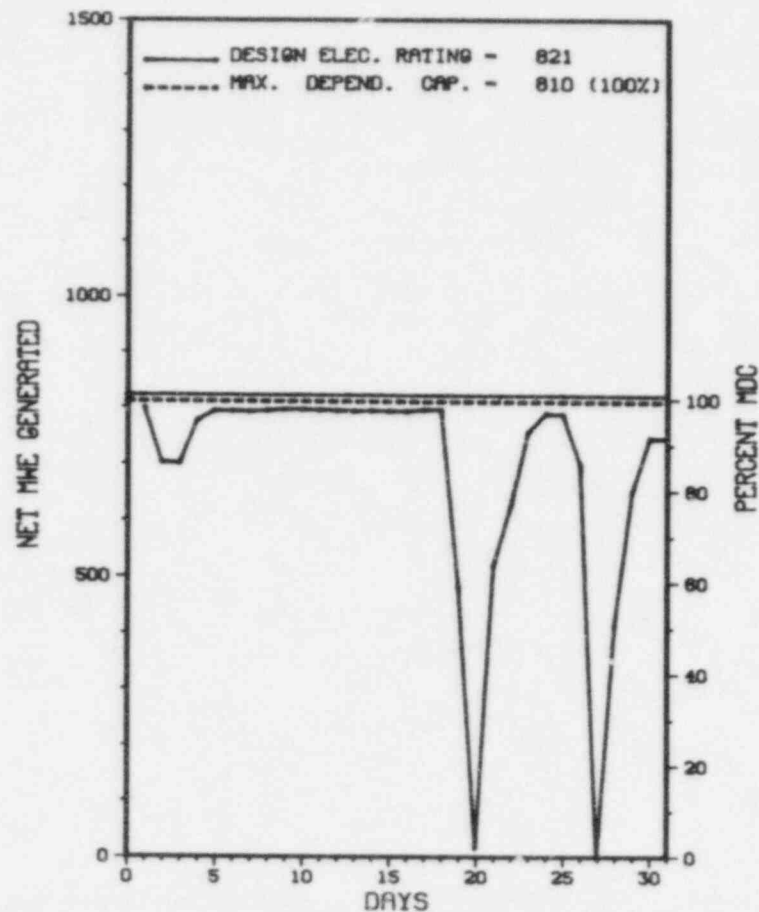
	MONTH	YEAR	CUMULATIVE
12. Report Period Hrs	<u>744.0</u>	<u>5,087.0</u>	<u>87,768.0</u>
13. Hours Reactor Critical	<u>703.5</u>	<u>2,439.9</u>	<u>62,055.9</u>
14. Rx Reserve Shtdwn Hrs	<u>.0</u>	<u>.0</u>	<u>.0</u>
15. Hrs Generator On-Line	<u>684.3</u>	<u>2,289.7</u>	<u>60,237.3</u>
16. Unit Reserve Shtdwn Hrs	<u>.0</u>	<u>.0</u>	<u>.0</u>
17. Gross Therm Ener (MWH)	<u>1,585,056</u>	<u>5,079,360</u>	<u>128,015,314</u>
18. Gross Elec Ener (MWH)	<u>530,300</u>	<u>1,709,980</u>	<u>43,428,390</u>
19. Net Elec Ener (MWH)	<u>512,795</u>	<u>1,653,055</u>	<u>42,051,060</u>
20. Unit Service Factor	<u>92.0</u>	<u>45.0</u>	<u>68.6</u>
21. Unit Avail Factor	<u>92.0</u>	<u>45.0</u>	<u>68.6</u>
22. Unit Cap Factor (MDC Net)	<u>85.1</u>	<u>40.1</u>	<u>62.1*</u>
23. Unit Cap Factor (DER Net)	<u>84.0</u>	<u>39.6</u>	<u>58.4</u>
24. Unit Forced Outage Rate	<u>8.0</u>	<u>10.0</u>	<u>13.4</u>
25. Forced Outage Hours	<u>59.7</u>	<u>255.6</u>	<u>9,462.1</u>

26. Shutdowns Sched Over Next 6 Months (Type, Date, Duration):
NONE

27. If Currently Shutdown Estimated Startup Date: N/A

* FITZPATRICK *

AVERAGE DAILY POWER LEVEL (MWe) PLOT
FITZPATRICK



JULY 1985

* Item calculated with a Weighted Average

Report Period JUL 1985

UNIT SHUTDOWNS / REDUCTIONS

* FITZPATRICK *

No.	Date	Type	Hours	Reason	Method	LER Number	System Component	Cause & Corrective Action to Prevent Recurrence
7	07/19/85	F	29.7	G	3			REACTOR SCRAM ON LOW VACUUM DUE TO OPERATOR ERROR WHILE TRANSFERRING ELECTRICAL LOADS.
8	07/26/85	F	30.0	G	3			REACTOR SCRAM DURING TURBINE CONTROL VALVE TESTING DUE TO IMPROPER OPERATOR ACTION.

* SUMMARY *

THE FITZPATRICK PLANT OPERATED AT NEAR FULL THERMAL POWER FOR THIS REPORTING PERIOD WITH ONE INADVERTENT SHUTDOWN WHILE TRANSFERRING ELECTRICAL LOADS AND A UNIT TRIP DURING TURBINE CONTROL VALVE TESTING.

Type	Reason	Method	System & Component
F-Forced	A-Equip Failure	1-Manual	Exhibit F & H
S-Sched	B-Maint or Test	2-Manual Scram	Instructions for
	C-Refueling	3-Auto Scram	Preparation of
	D-Regulatory Restriction	4-Continued	Data Entry Sheet
	E-Operator Training	5-Reduced Load	Licensee Event Report
	& License Examination	9-Other	(LER) File (NUREG-0161)

* FITZPATRICK *

F A C I L I T Y D A T A

Report Period JUL 1985

FACILITY DESCRIPTION

LOCATION
STATE.....NEW YORK
COUNTY.....OSWEGO
DIST AND DIRECTION FROM
NEAREST POPULATION CTR...8 MI NE OF
OSWEGO, NY
TYPE OF REACTOR.....BWR
DATE INITIAL CRITICALITY...NOVEMBER 17, 1974
DATE ELEC ENER 1ST GENER...FEBRUARY 1, 1975
DATE COMMERCIAL OPERATE....JULY 28, 1975
CONDENSER COOLING METHOD...ONCE THRU
CONDENSER COOLING WATER....LAKE ONTARIO
ELECTRIC RELIABILITY
COUNCIL.....NORTHEAST POWER
COORDINATING COUNCIL

UTILITY & CONTRACTOR INFORMATION

UTILITY
LICENSEE.....POWER AUTHORITY OF STATE OF N.Y.
CORPORATE ADDRESS.....10 COLUMBUS CIRCLE
NEW YORK, NEW YORK 10019
CONTRACTOR
ARCHITECT/ENGINEER.....STONE & WEBSTER
NUC STEAM SYS SUPPLIER...GENERAL ELECTRIC
CONSTRUCTOR.....STONE & WEBSTER
TURBINE SUPPLIER.....GENERAL ELECTRIC

REGULATORY INFORMATION

IE REGION RESPONSIBLE.....I
IE RESIDENT INSPECTOR.....L. DOERFLEIN
LICENSING PROJ MANAGER.....H. ABELSON
DOCKET NUMBER.....50-333
LICENSE & DATE ISSUANCE....DPR-59, OCTOBER 17, 1974
PUBLIC DOCUMENT ROOM.....STATE UNIVERSITY COLLEGE OF OSWEGO
PENFIELD LIBRARY - GOVERNMENT DOCUMENTS COL
OSWEGO, NY 13126
(315) 341-2323

I N S P E C T I O N S T A T U S

INSPECTION SUMMARY

NO INSPECTION INPUT PROVIDED.

ENFORCEMENT SUMMARY

TECH SPEC 6.11(A) REQUIRES, IN PART, THAT ENTRIES, INTO A HIGH RADIATION AREA BE CONTROLLED BY ISSUANCE OF A RADIATION WORK PERMIT, AND THAT ENTRIES PERMITTED UNDER 6.11(A).1.C BE CONTROLLED BY AN INDIVIDUAL QUALIFIED IN RADIATION PROTECTION PROCEDURES AND THAT THE INDIVIDUAL PERFORM PERIODIC RADIATION SURVEILLANCES AT THE FREQUENCY SPECIFIED BY THE FACILITY IN THE RADIATION WORK PERMIT. CONTRARY TO THE ABOVE, SPECIAL RADIATION WORK PERMITS ISSUED FOR DRYWELL ENTRY FOR THE PERIOD OF MARCH 1-21, 1985 FAILED TO SPECIFY THE FREQUENCY FOR PERFORMING PERIODIC RADIATION SURVEILLANCES IN THE RWP. TECH SPEC 6.11 REQUIRES, IN PART, ADHERENCE TO RADIATION PROTECTION PROCEDURES FOR ALL PLANT OPERATIONS INVOLVING RADIATION EXPOSURE AND CONTAMINATION CONTROL. LICENSEE PROCEDURE RDOP-4 REQUIRES, IN PART, COMPLIANCE WITH ANY CONDITION STATED ON THE RADIATION WORK PERMIT (RWP) BY ALL PERSONNEL WHO SIGN-IN ON THE RWP. CONTRARY TO THE ABOVE, PERSONNEL DOSIMETRY WAS NOT WORN BY FOUR INDIVIDUALS WHO HAD SIGNED IN ON AN RWP FOR DRYWELL ENTRY ON THE FOLLOWING DATES: FEBRUARY 25, MARCH 11, 18, AND 20, 1985; AND MARCH 20, 1985 RUBBER GLOVES, AS SPECIFIED BY THE RWP WERE NOT WORN BY TWO INDIVIDUALS WHO WERE SORTING TRASH FROM THE RESTRICTED AREA.
(8500 4)

INSPECTION STATUS - (CONTINUED)

PAGE 2-121

1. Docket: 50-285 O P E R A T I N G S T A T U S

2. Reporting Period: 07/01/85 Outage + On-line Hrs: 744.0

3. Utility Contact: T. P. MATTHEWS (402) 536-4733

4. Licensed Thermal Power (Mwt): 1500

5. Nameplate Rating (Gross MWe): 591 X 0.85 = 502

6. Design Electrical Rating (Net MWe): 478

7. Maximum Dependable Capacity (Gross MWe): 502

8. Maximum Dependable Capacity (Net MWe): 478

9. If Changes Occur Above Since Last Report, Give Reasons:
NONE

10. Power Level To Which Restricted, If Any (Net MWe): _____

11. Reasons for Restrictions, If Any: _____
NONE

	MONTH	YEAR	CUMULATIVE
12. Report Period Hrs	<u>744.0</u>	<u>5,087.0</u>	<u>103,872.0</u>
13. Hours Reactor Critical	<u>744.0</u>	<u>5,060.6</u>	<u>81,060.8</u>
14. Rx Reserve Shtdwn Hrs	<u>.0</u>	<u>.0</u>	<u>1,309.5</u>
15. Hrs Generator On-Line	<u>744.0</u>	<u>5,052.7</u>	<u>79,670.2</u>
16. Unit Reserve Shtdwn Hrs	<u>.0</u>	<u>.0</u>	<u>.0</u>
17. Gross Therm Ener (MWH)	<u>1,110,687</u>	<u>7,478,935</u>	<u>101,665,703</u>
18. Gross Elec Ener (MWH)	<u>364,894</u>	<u>2,523,278</u>	<u>33,604,758</u>
19. Net Elec Ener (MWH)	<u>347,599</u>	<u>2,407,384</u>	<u>31,819,015</u>
20. Unit Service Factor	<u>100.0</u>	<u>99.3</u>	<u>76.7</u>
21. Unit Avail Factor	<u>100.0</u>	<u>99.3</u>	<u>76.7</u>
22. Unit Cap Factor (MDC Net)	<u>97.7</u>	<u>99.0</u>	<u>66.6*</u>
23. Unit Cap Factor (DER Net)	<u>97.7</u>	<u>99.0</u>	<u>64.1</u>
24. Unit Forced Outage Rate	<u>.0</u>	<u>.0</u>	<u>3.6</u>
25. Forced Outage Hours	<u>.0</u>	<u>.0</u>	<u>1,750.3</u>

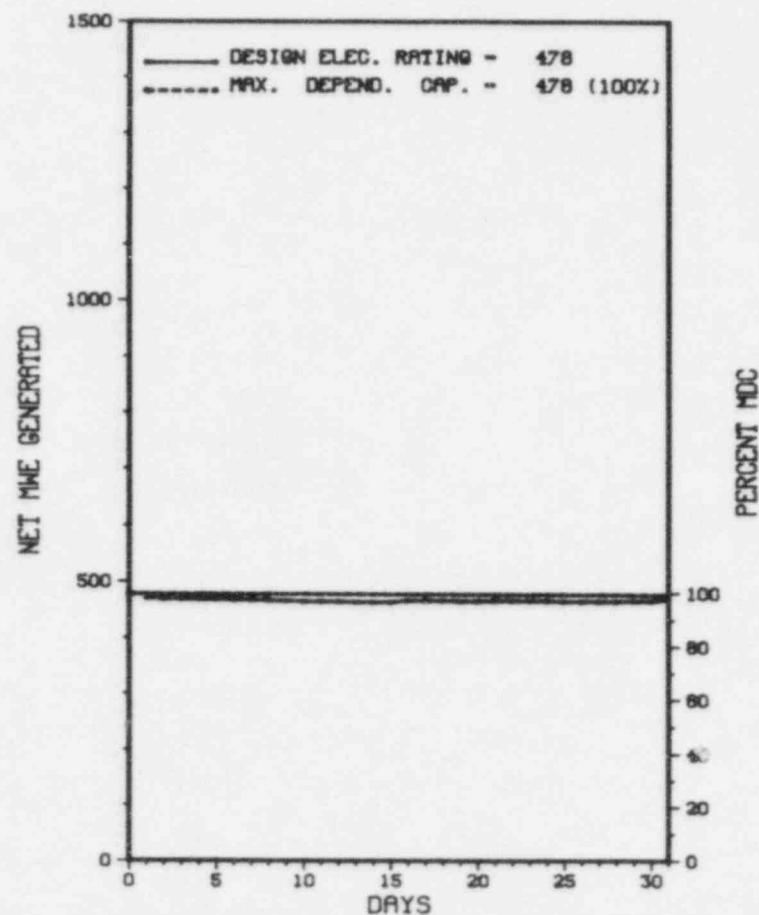
26. Shutdowns Sched Over Next 6 Months (Type, Date, Duration):

REFUELING & MAINTENANCE: 10/85 - 12/85

27. If Currently Shutdown Estimated Startup Date: N/A

* FORT CALHOUN 1 *

AVERAGE DAILY POWER LEVEL (MWe) PLOT
FORT CALHOUN 1



JULY 1985

* Item calculated with a Weighted Average

Report Period JUL 1985

UNIT SHUTDOWNS / REDUCTIONS

* FORT CALHOUN 1 *

No.	Date	Type	Hours	Reason	Method	LER Number	System Component	Cause & Corrective Action to Prevent Recurrence
-----	------	------	-------	--------	--------	------------	------------------	---

NONE

* SUMMARY *

FORT CALHOUN OPERATED AT NEAR FULL POWER DURING THE JULY REPORT PERIOD.

Type	Reason	Method	System & Component
F-Forced	A-Equip Failure	1-Manual	Exhibit F & H
S-Sched	B-Maint or Test	2-Manual Scram	Instructions for
	C-Refueling	3-Auto Scram	Preparation of
	D-Regulatory Restriction	4-Continued	Data Entry Sheet
	E-Operator Training	5-Reduced Load	Licensee Event Report
	& License Examination	9-Other	(LER) File (NUREG-0161)

```
*****
*      FORT CALHDUN 1      *
*****
```

FACILITY DATA

Report Period JUL 1985

FACILITY DESCRIPTION

LOCATION
STATE.....NEBRASKA

COUNTY.....WASHINGTON

DIST AND DIRECTION FROM
NEAREST POPULATION CTR...19 MI N OF
 OMAHA, NEB

TYPE OF REACTOR.....PWR

DATE INITIAL CRITICALITY...AUGUST 6, 1973

DATE ELEC ENER 1ST GENER...AUGUST 25, 1973

DATE COMMERCIAL OPERATE....JUNE 20, 1974

CONDENSER COOLING METHOD...ONCE THRU

CONDENSER COOLING WATER...MISSOURI RIVER

ELECTRIC RELIABILITY
COUNCIL.....MID-CONTINENT AREA
 RELIABILITY COORDINATION
 AGREEMENT

UTILITY & CONTRACTOR INFORMATION

```
UTILITY
LICENSEE.....OMAHA PUBLIC POWER DISTRICT
CORPORATE ADDRESS.....1623 HARNEY STREET
                        OMAHA,, NEBRASKA 68102
CONTRACTOR
ARCHITECT/ENGINEER.....GIBBS, HILL, DURHAM & RICHARDSON
NUC STEAM SYS SUPPLIER...COMBUSTION ENGINEERING
CONSTRUCTOR.....GIBBS, HILL, DURHAM & RICHARDSON
TURBINE SUPPLIER.....GENERAL ELECTRIC
```

REGULATORY INFORMATION

IE REGION RESPONSIBLE.....IV
IE RESIDENT INSPECTOR.....L. YANDELL
LICENSING PROJ MANAGER.....E. TOURIGNY
DOCKET NUMBER.....50-285
LICENSE & DATE ISSUANCE....DPR-40, AUGUST 9, 1973
PUBLIC DOCUMENT ROOM.....W. DALE CLARK LIBRARY
215 S. 15TH STREET
OMAHA, NEBRASKA 68102

INSPECTION STATUS

INSPECTION SUMMARY

INSPECTION CONDUCTED MAY 1-31, 1985 (85-11)

ROUTINE, UNANNOUNCED INSPECTION OF LICENSEE'S ACTIONS ON PREVIOUS INSPECTION FINDINGS, OPERATIONAL SAFETY VERIFICATION, SURVEILLANCE TESTING, SURVEILLANCE PROGRAM, MAINTENANCE ACTIVITIES, FOLLOWUP OF IE INFORMATION NOTICES, AND FOLLOWUP OF LERS.

WITHIN THE SEVEN AREAS INSPECTED, ONE VIOLATION WAS IDENTIFIED (FAILURE TO FOLLOW PROCEDURES).

INSPECTION CONDUCTED MAY 20-24, 1985 (85-12)

ROUTINE, UNANNOUNCED INSPECTION OF THE LICENSEE'S RADIOACTIVE WASTE MANAGEMENT PROGRAM INCLUDING: LIQUID, GASEOUS, AND SOLID RADIOACTIVE WASTE SYSTEMS; ORGANIZATION AND STAFFING; EFFLUENT CONTROL INSTRUMENTATION; PROCEDURES FOR CONTROLLING THE RELEASE OF EFFLUENTS; AIR CLEANING SYSTEMS; AND REACTOR COOLANT AND SECONDARY WATER QUALITY.

WITHIN THE AREAS INSPECTED, NO VIOLATIONS OR DEVIATIONS WERE IDENTIFIED.

ENFORCEMENT SUMMARY

INSPECTION STATUS - (CONTINUED)

```

*****
*           FORT CALHOUN 1           *
*****

```

CONTRARY TO THE REQUIREMENTS OF TECHNICAL SPECIFICATION 5.8.1, AND STANDING ORDER G-23, THE LICENSEE FAILED TO ACCOUNT FOR SIX SURVEILLANCE TESTS PERFORMED DURING THE JULY 1984 REFUELING OUTAGE.
(8501 5)

SYSTEMS AND COMPONENT PROBLEMS:

NONE

FACILITY ITEMS (PLANS AND PROCEDURES):

NONE

MANAGERIAL ITEMS:

NONE

PLANT STATUS:

LAST IE SITE INSPECTION DATE: MAY 1-31, 1985 BY L.A. YANDELL

INSPECTION REPORT NO: 50-285/85-11

REPORTS FROM LICENSEE

NUMBER	DATE OF EVENT	DATE OF REPORT	SUBJECT
NONE			

1. Docket: 50-267 O P E R A T I N G S T A T U S

2. Reporting Period: 07/01/85 Outage + On-line Hrs: 744.0

3. Utility Contact: FRANK NOVACHEK (303) 785-2224

4. Licensed Thermal Power (MWt): 842

5. Nameplate Rating (Gross MWe): 403 X 0.85 = 343

6. Design Electrical Rating (Net MWe): 330

7. Maximum Dependable Capacity (Gross MWe): 342

8. Maximum Dependable Capacity (Net MWe): 330

9. If Changes Occur Above Since Last Report, Give Reasons:
NONE

10. Power Level To Which Restricted, If Any (Net MWe): 280

11. Reasons for Restrictions, If Any: _____
B-O STARTUP TESTING.

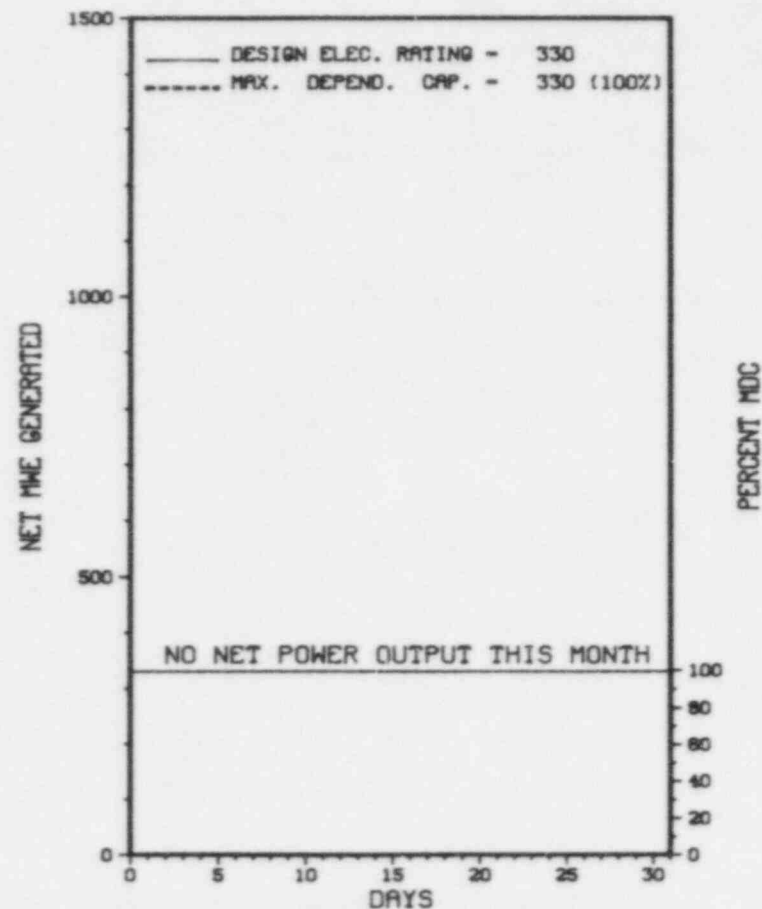
	MONTH	YEAR	CUMULATIVE
12. Report Period Hrs	<u>744.0</u>	<u>5,087.0</u>	<u>53,352.0</u>
13. Hours Reactor Critical	<u>67.7</u>	<u>67.7</u>	<u>27,219.1</u>
14. Rx Reserve Shtdwn Hrs	<u>.0</u>	<u>.0</u>	<u>.0</u>
15. Hrs Generator On-Line	<u>.0</u>	<u>.0</u>	<u>18,463.5</u>
16. Unit Reserve Shtdwn Hrs	<u>.0</u>	<u>.0</u>	<u>.0</u>
17. Gross Therm Ener (MWH)	<u>109</u>	<u>109</u>	<u>9,709,908</u>
18. Gross Elec Ener (MWH)	<u>0</u>	<u>0</u>	<u>3,248,888</u>
19. Net Elec Ener (MWH)	<u>-2,973</u>	<u>-15,255</u>	<u>2,912,997</u>
20. Unit Service Factor	<u>.0</u>	<u>.0</u>	<u>34.6</u>
21. Unit Avail Factor	<u>.0</u>	<u>.0</u>	<u>34.6</u>
22. Unit Cap Factor (MDC Net)	<u>.0</u>	<u>.0</u>	<u>16.5</u>
23. Unit Cap Factor (DER Net)	<u>.0</u>	<u>.0</u>	<u>16.5</u>
24. Unit Forced Outage Rate	<u>100.0</u>	<u>100.0</u>	<u>53.7</u>
25. Forced Outage Hours	<u>744.0</u>	<u>5,087.0</u>	<u>21,416.5</u>
26. Shutdowns Sched Over Next 6 Months (Type, Date, Duration): <u>NONE</u>			

27. If Currently Shutdown Estimated Startup Date: 09/01/85

* FORT ST VRAIN *

AVERAGE DAILY POWER LEVEL (MWe) PLOT

FORT ST VRAIN



JULY 1985

Report Period JUL 1985

UNIT SHUTDOWNS / REDUCTIONS

 * FORT ST VRAIN *

No.	Date	Type	Hours	Reason	Method	LER Number	System	Component	Cause & Corrective Action to Prevent Recurrence
84-006	06/01/84	F	552.0	A	3	85-002	AB	BLO	COMPLETION OF CIRCULATOR BOLTING CHANGEDOUT AND PRIMARY COOLANT CLEANUP.
85-001	07/20/85	F	192.0	G	9	85-012	AB	XXXXXX	PRIMARY COOLANT CLEANUP.

 * SUMMARY *

FORT ST. VRAIN REMAINS OFFLINE FOR A CONTINUING MAINTENANCE OUTAGE.

Type	Reason	Method	System & Component
F-Forced	A-Equip Failure	1-Manual	Exhibit F & H
S-Sched	B-Maint or Test	2-Manual Scram	Instructions for
	C-Refueling	3-Auto Scram	Preparation of
	D-Regulatory Restriction	4-Continued	Data Entry Sheet
	E-Operator Training	5-Reduced Load	Licensee Event Report
	& License Examination	9-Other	(LER) File (NUREG-0161)

* FORT ST VRAIN *

FACILITY DATA

Report Period JUL 1985

FACILITY DESCRIPTION

LOCATION
STATE.....COLORADO
COUNTY.....WELD
DIST AND DIRECTION FROM
NEAREST POPULATION CTR...35 MI N OF
DENVER, COL
TYPE OF REACTOR.....HTGR
DATE INITIAL CRITICALITY...JANUARY 31, 1974
DATE ELEC ENER 1ST GENER...DECEMBER 11, 1976
DATE COMMERCIAL OPERATE....JULY 1, 1979
CONDENSER COOLING METHOD...COOLING TOWER
CONDENSER COOLING WATER....S. PLATTE RIVER
ELECTRIC RELIABILITY
COUNCIL.....WESTERN SYSTEMS
COORDINATING COUNCIL

UTILITY & CONTRACTOR INFORMATION

UTILITY
LICENSEE.....PUBLIC SERVICE OF COLORADO
CORPORATE ADDRESS.....P.O. BOX 840
DENVER, COLORADO 80201
CONTRACTOR
ARCHITECT/ENGINEER.....SARGENT & LUNDY
NUC STEAM SYS SUPPLIER...GENERAL ATOMIC CORP.
CONSTRUCTOR.....EBASCO
TURBINE SUPPLIER.....GENERAL ELECTRIC

REGULATORY INFORMATION

IE REGION RESPONSIBLE.....IV
IE RESIDENT INSPECTOR.....R. FARRELL
LICENSING PROJ MANAGER.....P. WAGNER
DOCKET NUMBER.....50-267
LICENSE & DATE ISSUANCE....DPR-34, DECEMBER 21, 1973
PUBLIC DOCUMENT ROOM.....GREELEY PUBLIC LIBRARY
CITY COMPLEX BUILDING
GREELEY, COLORADO 80631

I N S P E C T I O N S T A T U S

INSPECTION SUMMARY

ENFORCEMENT SUMMARY

NONE

OTHER ITEMS

SYSTEMS AND COMPONENT PROBLEMS:

NONE

FACILITY ITEMS (PLANS AND PROCEDURES):

NONE

MANAGERIAL ITEMS:

Report Period JUL 1985

I N S P E C T I O N S T A T U S - (CONTINUED)

* FORT ST VRAIN *

OTHER ITEMS

NONE

PLANT STATUS:

PLANT IS GETTING READY TO RESTART

LAST IE SITE INSPECTION DATE: APRIL 15-19, 1985

INSPECTION REPORT NO: 50-267/85-12

R E P O R T S F R O M L I C E N S E E

=====

NUMBER	DATE OF EVENT	DATE OF REPORT	SUBJECT
--------	------------------	-------------------	---------

NONE

=====

1. Docket: 50-244 O P E R A T I N G S T A T U S

2. Reporting Period: 07/01/85 Outage + On-line Hrs: 744.0

3. Utility Contact: ANDREW MC NAMARA (315) 524-4446

4. Licensed Thermal Power (MWh): 1520

5. Nameplate Rating (Gross MWe): 608 X 0.85 = 517

6. Design Electrical Rating (Net MWe): 470

7. Maximum Dependable Capacity (Gross MWe): 490

8. Maximum Dependable Capacity (Net MWe): 470

9. If Changes Occur Above Since Last Report, Give Reasons: NONE

10. Power Level To Which Restricted, If Any (Net MWe):

11. Reasons for Restrictions, If Any: NONE

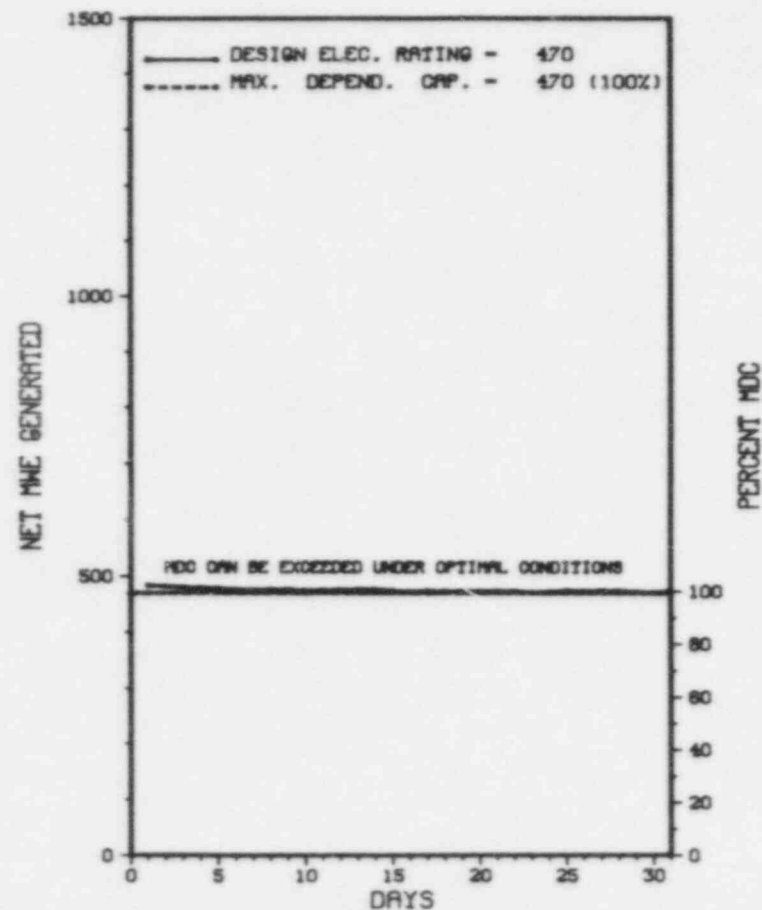
	MONTH	YEAR	CUMULATIVE
12. Report Period Hrs	<u>744.0</u>	<u>5,087.0</u>	<u>137,447.0</u>
13. Hours Reactor Critical	<u>744.0</u>	<u>4,196.1</u>	<u>104,644.2</u>
14. Rx Reserve Shtdwn Hrs	<u>.0</u>	<u>.0</u>	<u>1,687.7</u>
15. Hrs Generator On-Line	<u>744.0</u>	<u>4,081.7</u>	<u>102,373.3</u>
16. Unit Reserve Shtdwn Hrs	<u>.0</u>	<u>.0</u>	<u>8.5</u>
17. Gross Therm Ener (MWH)	<u>1,126,464</u>	<u>6,021,768</u>	<u>142,307,129</u>
18. Gross Elec Ener (MWH)	<u>371,112</u>	<u>2,024,297</u>	<u>46,509,705</u>
19. Net Elec Ener (MWH)	<u>353,199</u>	<u>1,906,938</u>	<u>44,089,960</u>
20. Unit Service Factor	<u>100.0</u>	<u>80.2</u>	<u>74.5</u>
21. Unit Avail Factor	<u>100.0</u>	<u>80.2</u>	<u>74.5</u>
22. Unit Cap Factor (MDC Net)	<u>101.0</u>	<u>79.8</u>	<u>69.8*</u>
23. Unit Cap Factor (DER Net)	<u>101.0</u>	<u>79.8</u>	<u>69.8*</u>
24. Unit Forced Outage Rate	<u>.0</u>	<u>2.2</u>	<u>7.3</u>
25. Forced Outage Hours	<u>.0</u>	<u>92.3</u>	<u>4,191.3</u>

26. Shutdowns Sched Over Next 6 Months (Type, Date, Duration): NONE

27. If Currently Shutdown Estimated Startup Date: N/A

* GINNA *

AVERAGE DAILY POWER LEVEL (MWe) PLOT
GINNA



JULY 1985

* Item calculated with a Weighted Average

Report Period JUL 1985

UNIT SHUTDOWNS / REDUCTIONS

* GINNA

No.	Date	Type	Hours	Reason	Method	LER Number	System Component	Cause & Corrective Action to Prevent Recurrence
-----	------	------	-------	--------	--------	------------	------------------	---

NONE

GINNA OPERATED AT FULL POWER DURING THE JULY REPORT PERIOD.

* SUMMARY *

Type	Reason	Method	System & Component
F-Forced	A-Equip Failure	1-Manual	Exhibit F & H
S-Sched	B-Maint or Test	2-Manual Scram	Instructions for
	C-Refueling	3-Auto Scram	Preparation of
	D-Regulatory Restriction	4-Continued	Data Entry Sheet
	E-Operator Training	5-Reduced Load	Licensee Event Report
	& License Examination	9-Other	(LER) File (NUREG-0161)

* GINNA *

F A C I L I T Y D A T A

Report Period JUL 1985

FACILITY DESCRIPTION

LOCATION
STATE.....NEW YORK
COUNTY.....WAYNE
DIST AND DIRECTION FROM
NEAREST POPULATION CTR....15 MI NE OF
ROCHESTER, NY
TYPE OF REACTOR.....PWR
DATE INITIAL CRITICALITY...NOVEMBER 8, 1969
DATE ELEC ENER 1ST GENER...DECEMBER 2, 1969
DATE COMMERCIAL OPERATE....JULY 1, 1970
CONDENSER COOLING METHOD...ONCE THRU
CONDENSER COOLING WATER....LAKE ONTARIO
ELECTRIC RELIABILITY
COUNCIL.....NORTHEAST POWER
COORDINATING COUNCIL

UTILITY & CONTRACTOR INFORMATION

UTILITY
LICENSEE.....ROCHESTER GAS & ELECTRIC
CORPORATE ADDRESS.....89 EAST AVENUE
ROCHESTER, NEW YORK 14604
CONTRACTOR
ARCHITECT/ENGINEER.....GILBERT ASSOCIATES
NUC STEAM SYS SUPPLIER...WESTINGHOUSE
CONSTRUCTOR.....BECHTEL
TURBINE SUPPLIER.....WESTINGHOUSE

REGULATORY INFORMATION

IE REGION RESPONSIBLE.....I
IE RESIDENT INSPECTOR.....W. COOK
LICENSING PROJ MANAGER.....C. MILLER
DOCKET NUMBER.....50-244
LICENSE & DATE ISSUANCE....DPR-18, DECEMBER 10, 1984
PUBLIC DOCUMENT ROOM.....ROCHESTER PUBLIC LIBRARY
BUSINESS AND SOCIAL SCIENCE DIVISION
115 SOUTH AVENUE
ROCHESTER, NEW YORK 14604

I N S P E C T I O N S T A T U S

INSPECTION SUMMARY

NO INSPECTION INPUT PROVIDED.

ENFORCEMENT SUMMARY

NONE

OTHER ITEMS

SYSTEMS AND COMPONENTS:

NO INPUT PROVIDED.

FACILITY ITEMS (PLANS AND PROCEDURES):

INSPECTION STATUS - (CONTINUED)

```

XXXXXXXXXXXXXXXXXXXXXXXXXXXXXXXXXXXXXXXXXXXX
X                      GINNA                      X
XXXXXXXXXXXXXXXXXXXXXXXXXXXXXXXXXXXXXXXXXXXX

```

NO INPUT PROVIDED.

MANAGERIAL ITEMS:

NO INPUT PROVIDED.

PLANT STATUS:

NO INPUT PROVIDED.

LAST IE SITE INSPECTION DATE: NO INPUT PROVIDED.

INSPECTION REPORT NO: NO INPUT PROVIDED.

REPORTS FROM LICENSEE

NUMBER	DATE OF EVENT	DATE OF REPORT	SUBJECT
--------	------------------	-------------------	---------

NO INPUT PROVIDED.

1	2	3	4	5	6	7	8	9	10	11	12	13	14	15	16	17	18	19	20	21	22	23	24	25	26	27	28	29	30	31	32	33	34	35	36	37	38	39	40	41	42	43	44	45	46	47	48	49	50	51	52	53	54	55	56	57	58	59	60	61	62	63	64	65	66	67	68	69	70	71	72	73	74	75	76	77	78	79	80	81	82	83	84	85	86	87	88	89	90	91	92	93	94	95	96	97	98	99	100	101	102	103	104	105	106	107	108	109	110	111	112	113	114	115	116	117	118	119	120	121	122	123	124	125	126	127	128	129	130	131	132	133	134	135	136	137	138	139	140	141	142	143	144	145	146	147	148	149	150	151	152	153	154	155	156	157	158	159	160	161	162	163	164	165	166	167	168	169	170	171	172	173	174	175	176	177	178	179	180	181	182	183	184	185	186	187	188	189	190	191	192	193	194	195	196	197	198	199	200	201	202	203	204	205	206	207	208	209	210	211	212	213	214	215	216	217	218	219	220	221	222	223	224	225	226	227	228	229	230	231	232	233	234	235	236	237	238	239	240	241	242	243	244	245	246	247	248	249	250	251	252	253	254	255	256	257	258	259	260	261	262	263	264	265	266	267	268	269	270	271	272	273	274	275	276	277	278	279	280	281	282	283	284	285	286	287	288	289	290	291	292	293	294	295	296	297	298	299	300	301	302	303	304	305	306	307	308	309	310	311	312	313	314	315	316	317	318	319	320	321	322	323	324	325	326	327	328	329	330	331	332	333	334	335	336	337	338	339	340	341	342	343	344	345	346	347	348	349	350	351	352	353	354	355	356	357	358	359	360	361	362	363	364	365	366	367	368	369	370	371	372	373	374	375	376	377	378	379	380	381	382	383	384	385	386	387	388	389	390	391	392	393	394	395	396	397	398	399	400	401	402	403	404	405	406	407	408	409	410	411	412	413	414	415	416	417	418	419	420	421	422	423	424	425	426	427	428	429	430	431	432	433	434	435	436	437	438	439	440	441	442	443	444	445	446	447	448	449	450	451	452	453	454	455	456	457	458	459	460	461	462	463	464	465	466	467	468	469	470	471	472	473	474	475	476	477	478	479	480	481	482	483	484	485	486	487	488	489	490	491	492	493	494	495	496	497	498	499	500	501	502	503	504	505	506	507	508	509	510	511	512	513	514	515	516	517	518	519	520	521	522	523	524	5
---	---	---	---	---	---	---	---	---	----	----	----	----	----	----	----	----	----	----	----	----	----	----	----	----	----	----	----	----	----	----	----	----	----	----	----	----	----	----	----	----	----	----	----	----	----	----	----	----	----	----	----	----	----	----	----	----	----	----	----	----	----	----	----	----	----	----	----	----	----	----	----	----	----	----	----	----	----	----	----	----	----	----	----	----	----	----	----	----	----	----	----	----	----	----	----	----	----	----	-----	-----	-----	-----	-----	-----	-----	-----	-----	-----	-----	-----	-----	-----	-----	-----	-----	-----	-----	-----	-----	-----	-----	-----	-----	-----	-----	-----	-----	-----	-----	-----	-----	-----	-----	-----	-----	-----	-----	-----	-----	-----	-----	-----	-----	-----	-----	-----	-----	-----	-----	-----	-----	-----	-----	-----	-----	-----	-----	-----	-----	-----	-----	-----	-----	-----	-----	-----	-----	-----	-----	-----	-----	-----	-----	-----	-----	-----	-----	-----	-----	-----	-----	-----	-----	-----	-----	-----	-----	-----	-----	-----	-----	-----	-----	-----	-----	-----	-----	-----	-----	-----	-----	-----	-----	-----	-----	-----	-----	-----	-----	-----	-----	-----	-----	-----	-----	-----	-----	-----	-----	-----	-----	-----	-----	-----	-----	-----	-----	-----	-----	-----	-----	-----	-----	-----	-----	-----	-----	-----	-----	-----	-----	-----	-----	-----	-----	-----	-----	-----	-----	-----	-----	-----	-----	-----	-----	-----	-----	-----	-----	-----	-----	-----	-----	-----	-----	-----	-----	-----	-----	-----	-----	-----	-----	-----	-----	-----	-----	-----	-----	-----	-----	-----	-----	-----	-----	-----	-----	-----	-----	-----	-----	-----	-----	-----	-----	-----	-----	-----	-----	-----	-----	-----	-----	-----	-----	-----	-----	-----	-----	-----	-----	-----	-----	-----	-----	-----	-----	-----	-----	-----	-----	-----	-----	-----	-----	-----	-----	-----	-----	-----	-----	-----	-----	-----	-----	-----	-----	-----	-----	-----	-----	-----	-----	-----	-----	-----	-----	-----	-----	-----	-----	-----	-----	-----	-----	-----	-----	-----	-----	-----	-----	-----	-----	-----	-----	-----	-----	-----	-----	-----	-----	-----	-----	-----	-----	-----	-----	-----	-----	-----	-----	-----	-----	-----	-----	-----	-----	-----	-----	-----	-----	-----	-----	-----	-----	-----	-----	-----	-----	-----	-----	-----	-----	-----	-----	-----	-----	-----	-----	-----	-----	-----	-----	-----	-----	-----	-----	-----	-----	-----	-----	-----	-----	-----	-----	-----	-----	-----	-----	-----	-----	-----	-----	-----	-----	-----	-----	-----	-----	-----	-----	-----	-----	-----	-----	-----	-----	-----	-----	-----	-----	-----	-----	-----	-----	-----	-----	-----	-----	-----	-----	-----	-----	-----	-----	-----	-----	-----	-----	-----	-----	-----	-----	-----	-----	-----	-----	-----	-----	-----	-----	-----	-----	-----	-----	-----	-----	-----	-----	-----	-----	-----	-----	-----	-----	-----	-----	-----	-----	-----	-----	-----	-----	-----	-----	-----	-----	-----	-----	-----	-----	-----	-----	-----	-----	-----	-----	-----	-----	-----	-----	-----	-----	---

1. Docket: 50-416 O P E R A T I N G S T A T U S

2. Reporting Period: 07/01/85 Outage + On-line Hrs: 744.0

3. Utility Contact: J. G. CESARE (601) 969-57

4. Licensed Thermal Power (Mwt): 5833

5. Nameplate Rating (Gross MWe): 1373

6. Design Electrical Rating (Net MWe): 1250

7. Maximum Dependable Capacity (Gross MWe): 1250

8. Maximum Dependable Capacity (Net MWe): 1108

9. If Changes Occur Above Since Last Report, Give Reasons:

10. Power Level To Which Restricted, If Any (Net MWe):

11. Reasons for Restrictions, If Any:

NONE

	MONTH	YEAR	CUMULATIVE
12. Report Period Hrs	<u>744.0</u>	<u>744.0</u>	<u>744.0</u>
13. Hour= Reactor Critical	<u>722.6</u>	<u>722.6</u>	<u>722.6</u>
14. Rx Reserve Shtdwn Hrs	<u>.0</u>	<u>.0</u>	<u>.0</u>
15. Hrs Generator On-Line	<u>711.7</u>	<u>711.7</u>	<u>711.7</u>
16. Unit Reserve Shtdwn Hrs	<u>.0</u>	<u>.0</u>	<u>.0</u>
17. Gross Therm Ener (MWH)	<u>2,196,729</u>	<u>2,196,729</u>	<u>2,196,729</u>
18. Gross Elec Ener (MWH)	<u>676,930</u>	<u>676,930</u>	<u>676,930</u>
19. Net Elec Ener (MWH)	<u>645,149</u>	<u>645,149</u>	<u>645,149</u>
20. Unit Service Factor	<u>95.7</u>	<u>95.7</u>	<u>95.7</u>
21. Unit Avail Factor	<u>95.7</u>	<u>95.7</u>	<u>95.7</u>
22. Unit Cap Factor (MDC Net)	<u>78.3</u>	<u>78.3</u>	<u>78.3</u>
23. Unit Cap Factor (DER Net)	<u>69.4</u>	<u>69.4</u>	<u>69.4</u>
24. Unit Forced Outage Rate	<u>4.3</u>	<u>4.3</u>	<u>4.3</u>
25. Forced Outage Hours	<u>32.3</u>	<u>32.3</u>	<u>32.3</u>

26. Shutdowns Sched Over Next 6 Months (Type, Date, Duration):

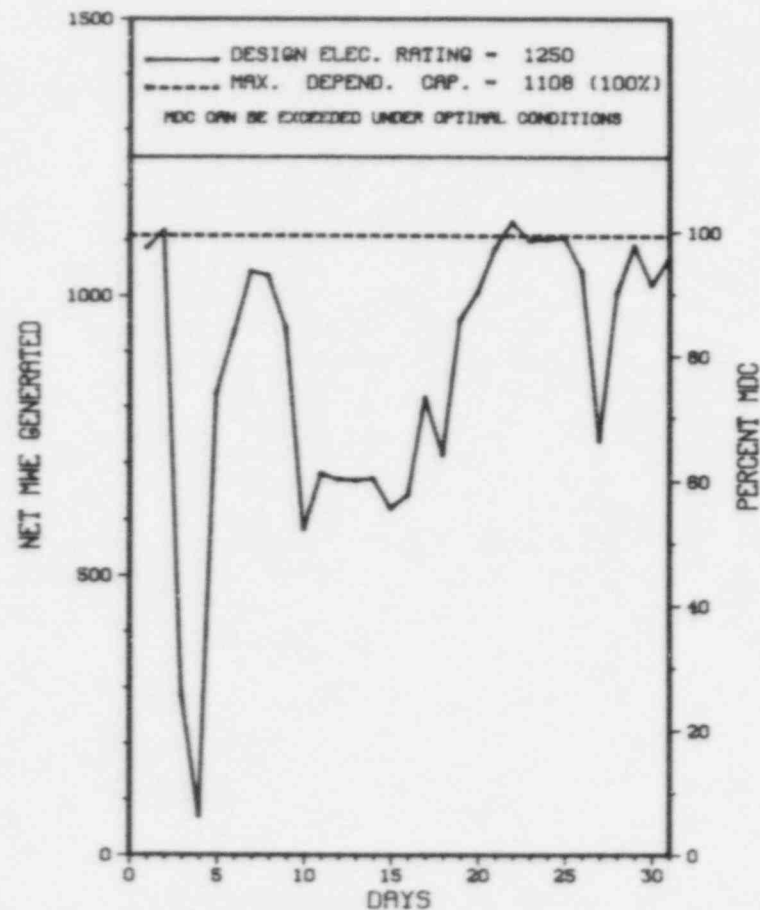
NONE

27. If Currently Shutdown Estimated Startup Date: N/A

* GRAND GULF 1 *

AVERAGE DAILY POWER LEVEL (MWe) PLOT

GRAND GULF 1



JULY 1985

Report Period JUL 1985

UNIT SHUTDOWNS / REDUCTIONS

 * GRAND GULF 1 *

No.	Date	Type	Hours	Reason	Method	LER Number	System	Component	Cause & Corrective Action to Prevent Recurrence
85-16	07/03/85	F	32.3	A	3	85-027	SG	MON	A TRIP OF CIRCULATING WATER PUMP 'B' CAUSED A LOW CONDENSER VACUUM WHICH RESULTED IN A TURBINE TRIP AND A REACTOR SCRAM. THE CAUSE OF THE CIRCULATING WATER PUMP TRIP WAS A FAILED ROTOR TEMPERATURE MONITOR.
85-17	07/09/85	F	0.0	A	5		SG	P	THE 'A' CIRCULATING WATER PUMP MOTOR BURNED UP LIMITING REACTOR POWER TO APPROXIMATELY 60 TO 65 PERCENT. A NEW PUMP MOTOR WAS INSTALLED AND MONITORED FOR CORRECT OPERATION.

 * SUMMARY *

GRAND GULF 1 DECLARED COMMERCIAL OPERATION ON JULY 1, 1985 AND OPERATED WITH 1 OUTAGE AND 1 REDUCTION DURING THE MONTH.

Type	Reason	Method	System & Component
F-Forced	A-Equip Failure	1-Manual	Exhibit F & H
S-Sched	B-Maint or Test	2-Manual Scram	Instructions for
	C-Refueling	3-Auto Scram	Preparation of
	D-Regulatory Restriction	4-Continued	Data Entry Sheet
	E-Operator Training	5-Reduced Load	Licensee Event Report
	& License Examination	9-Other	(LER) File (NUREG-0161)
	F-Admin		
	G-Oper Error		
	H-Other		

* GRAND GULF 1 *

FACILITY DATA

Report Period JUL 1985

FACILITY DESCRIPTION

LOCATION
STATE.....MISSISSIPPI
COUNTY.....LITBORNE
DIST AND DIRECTION FROM
NEAREST POPULATION CTR...25 MI S OF
VICKSBURG, MISS
TYPE OF REACTOR.....BWR
DATE INITIAL CRITICALITY...AUGUST 18, 1982
DATE ELEC ENER 1ST GENER...OCTOBER 20, 1984
DATE COMMERCIAL OPERATE...JULY 1, 1985
CONDENSER COOLING METHOD...CCHNDCT
CONDENSER COOLING WATER...MISSISSIPPI RIVER
ELECTRIC RELIABILITY
COUNCIL.....SOUTHWEST POWER POOL

UTILITY & CONTRACTOR INFORMATION

UTILITY
LICENSEE.....MISSISSIPPI POWER & LIGHT COMPANY
CORPORATE ADDRESS.....P.O. BOX 1640
JACKSON, MISSISSIPPI 39205
CONTRACTOR
ARCHITECT/ENGINEER.....BECHTEL
NUC STEAM SYS SUPPLIER...GENERAL ELECTRIC
CONSTRUCTOR.....BECHTEL
TURBINE SUPPLIER.....ALLIS-CHALMERS

REGULATORY INFORMATION

IE REGION RESPONSIBLE.....II
IE RESIDENT INSPECTOR.....R. BUTCHER
LICENSING PROJ MANAGER.....L. KINTNER
DOCKET NUMBER.....50-416
LICENSE & DATE ISSUANCE...NPF-29, NOVEMBER 1, 1984
PUBLIC DOCUMENT ROOM.....HINDS JUNIOR COLLEGE
MC LENDON LIBRARY
RAYMOND, MISSISSIPPI 39154

INSPECTION STATUS

INSPECTION SUMMARY

+ INSPECTION MAY 18 - JUNE 15 (85-20): THIS ROUTINE INSPECTION ENTAILED 150 RESIDENT INSPECTOR-HOURS AT THE SITE IN THE AREAS OF OPERATIONAL SAFETY VERIFICATION, MAINTENANCE OBSERVATION, SURVEILLANCE OBSERVATION, ESF SYSTEM WALKDOWN, REPORTABLE OCCURRENCES, OPERATING REACTOR EVENTS, DESIGN, DESIGN CHANGES AND MODIFICATIONS, STARTUP TESTING, AND INDEPENDENT INSPECTION. OF THE EIGHT AREAS INSPECTED, NO APPARENT VIOLATIONS OR DEVIATIONS WERE IDENTIFIED IN SIX AREAS; TWO APPARENT VIOLATIONS WERE FOUND IN TWO AREAS.

INSPECTION JUNE 17 - 21 (85-21): THIS ROUTINE, UNANNOUNCED INSPECTION ENTAILED 36 INSPECTOR-HOURS AT THE SITE ON THE AREAS OF COMPLETED STARTUP TESTS. NO VIOLATIONS OR DEVIATIONS WERE IDENTIFIED.

INSPECTION JUNE 20 - 21 (85-23): THIS SPECIAL, ANNOUNCED INSPECTION ENTAILED 10 INSPECTOR-HOURS ONSITE (2 HOURS ON BACKSHIFT) REVIEWING THE CIRCUMSTANCES OF A LICENSEE REPORTED INVESTIGATION OF ALLEGED DRUG USE BY EMPLOYEES AND CONTRACTORS OF THE GRAND GULF NUCLEAR PLANT, AND VERIFYING THE CONTINUED MAINTENANCE OF SECURITY PROGRAM REQUIREMENTS IN ACCORDANCE WITH COMMITMENTS OF THE LICENSEE'S APPROVED PHYSICAL SECURITY PLAN. NO VIOLATIONS OR REGULATORY REQUIREMENTS WERE IDENTIFIED. THE RESULTS OF THE ONGOING INVESTIGATION BY THE LICENSEE WILL BE REVIEWED DURING SUBSEQUENT INSPECTIONS.

INSPECTION JULY 15-19 (85-25): THIS ROUTINE, UNANNOUNCED INSPECTION ENTAILED 32 INSPECTOR-HOURS AT THE SITE IN THE REVIEW OF COMPLETED STARTUP TESTS. NO VIOLATIONS OR DEVIATIONS WERE IDENTIFIED.

INSPECTION JULY 15-16 (85-26): THIS ROUTINE, UNANNOUNCED INSPECTION INVOLVED 68 INSPECTOR-HOURS ONSITE IN THE AREAS OF THE

Report Period JUL 1985

I N S P E C T I O N S T A T U S - (CONTINUED)

* GRAND GULF 1 *

INSPECTION SUMMARY

SNUBBER SURVEILLANCE PROGRAM, THERMAL EXPANSION TESTING, REPAIRS TO THE DIVISION III EMERGENCY DIESEL GENERATOR, AND PREVIOUSLY IDENTIFIED INSPECTOR FOLLOWUP ITEMS. NO VIOLATIONS OR DEVIATIONS WERE IDENTIFIED.

ENFORCEMENT SUMMARY

NONE

OTHER ITEMS

SYSTEMS AND COMPONENT PROBLEMS:

NONE.

FACILITY ITEMS (PLANS AND PROCEDURES):

NONE.

MANAGERIAL ITEMS:

NONE.

PLANT STATUS:

PLANT DECLARED COMMERCIAL ON 7/1/85. +

LAST IE SITE INSPECTION DATE: JULY 15-19, 1985 +

INSPECTION REPORT NO: 50-416/85-25 +

R E P O R T S F R O M L I C E N S E E

=====			
NUMBER	DATE OF EVENT	DATE OF REPORT	SUBJECT

85-021	06/04/85	07/03/85	REACTOR SCRAM DUE TO TURBINE TRIP, STEAM SUPPLY LINE MOISTURE SEPARATOR TO THE CONDENSER HAD BECOME FOULED.
85-022	06/05/85	07/03/85	SPURIOUS REACTOR WATER CLEANUP ISOLATION, NO CAUSE FOUND.
=====			

1. Docket: 50-213 O P E R A T I N G S T A T U S

2. Reporting Period: 07/01/85 Outage + On-line Hrs: 744.0

3. Utility Contact: J. P. DRAGO (203) 267-2556 X452

4. Licensed Thermal Power (MWt): 1825

5. Nameplate Rating (Gross MWe): 667 X 0.9 = 600

6. Design Electrical Rating (Net MWe): 582

7. Maximum Dependable Capacity (Gross MWe): 596

8. Maximum Dependable Capacity (Net MWe): 569

9. If Changes Occur Above Since Last Report, Give Reasons:
NONE

10. Power Level To Which Restricted, If Any (Net MWe):

11. Reasons for Restrictions, If Any:
NONE

	MONTH	YEAR	CUMULATIVE
12. Report Period Hrs	<u>744.0</u>	<u>5,087.0</u>	<u>154,127.0</u>
13. Hours Reactor Critical	<u>744.0</u>	<u>5,053.8</u>	<u>132,770.8</u>
14. Rx Reserve Shtdwn Hrs	<u>.0</u>	<u>.0</u>	<u>1,200.5</u>
15. Hrs Generator On-Line	<u>744.0</u>	<u>5,030.2</u>	<u>127,233.6</u>
16. Unit Reserve Shtdwn Hrs	<u>.0</u>	<u>.0</u>	<u>373.7</u>
17. Gross Therm Ener (MWH)	<u>1,334,672</u>	<u>8,908,864</u>	<u>221,096,047</u>
18. Gross Elec Ener (MWH)	<u>415,745</u>	<u>2,917,467</u>	<u>72,576,186</u>
19. Net Elec Ener (MWH)	<u>395,716</u>	<u>2,781,109</u>	<u>69,044,100</u>
20. Unit Service Factor	<u>100.0</u>	<u>98.9</u>	<u>82.6</u>
21. Unit Avail Factor	<u>100.0</u>	<u>98.9</u>	<u>82.8</u>
22. Unit Cap Factor (MDC Net)	<u>93.5</u>	<u>96.1</u>	<u>82.4*</u>
23. Unit Cap Factor (DER Net)	<u>91.4</u>	<u>93.9</u>	<u>77.0*</u>
24. Unit Forced Outage Rate	<u>.0</u>	<u>1.1</u>	<u>5.7</u>
25. Forced Outage Hours	<u>.0</u>	<u>56.8</u>	<u>1,244.9</u>

26. Shutdowns Sched Over Next 6 Months (Type, Date, Duration):

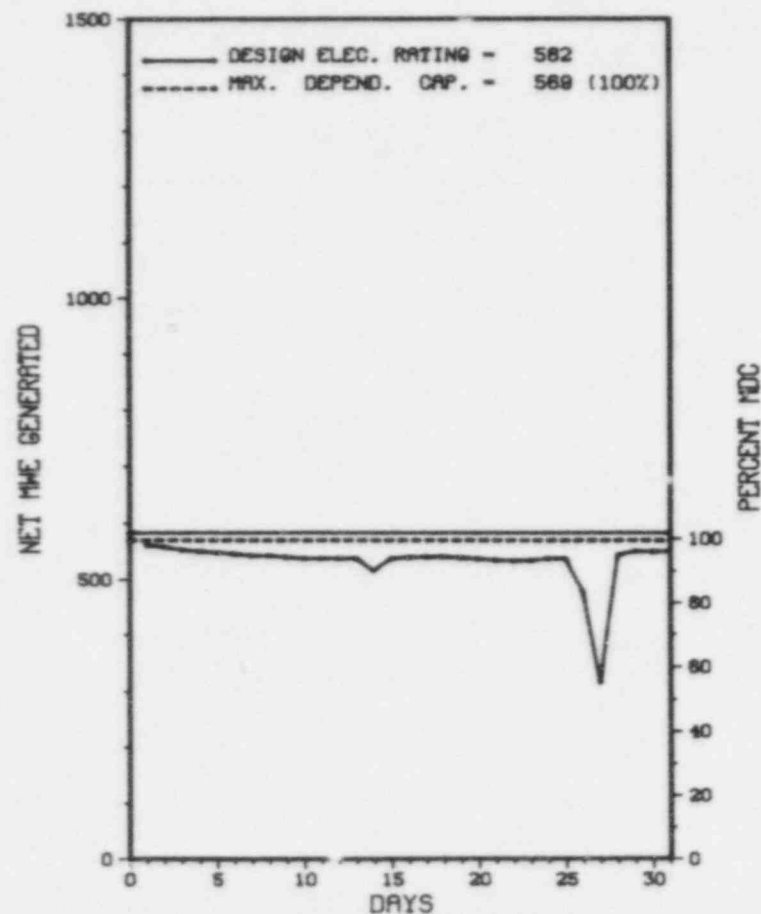
REFUELING, 01/04/86, 8 TO 12 WEEKS

27. If Currently Shutdown Estimated Startup Date: N/A

* HADDAM NECK *

AVERAGE DAILY POWER LEVEL (MWe) PLOT

HADDAM NECK



JULY 1985

* Item calculated with a Weighted Average

Report Period JUL 1985

UNIT SHUTDOWNS / REDUCTIONS

* HADDAM NECK *

No.	Date	Type	Hours	Reason	Method	LER Number	System	Component	Cause & Corrective Action to Prevent Recurrence
85-05	07/27/85	S	0.0	B	5		HC	HTECH	CONDENSER FOULING - REDUCED LOAD TO CLEAN CONDENSER WATERBOXES "A" AND "C".

* SUMMARY *

CONNECTICUT YANKEE HADDAM NECK OPERATED WITH 1 REDUCTION FOR MAINTENANCE IN JULY.

Type	Reason	Method	System & Component
F-Forced	A-Equip Failure	1-Manual	Exhibit F & H
S-Sched	B-Maint or Test	2-Manual Scram	Instructions for
	C-Refueling	3-Auto Scram	Preparation of
	D-Regulatory Restriction	4-Continued	Data Entry Sheet
	E-Operator Training	5-Reduced Load	Licensee Event Report
	& License Examination	9-Other	(LER) File (NUREG-0161)

* HADDAM NECK *

FACILITY DATA

Report Period JUL 1985

FACILITY DESCRIPTION

LOCATION
STATE.....CONNECTICUT

COUNTY.....MIDDLESEX

DIST AND DIRECTION FROM
NEAREST POPULATION CTR...13 MI E OF
MERIDEN, CONN

TYPE OF REACTOR.....PWR

DATE INITIAL CRITICALITY...JULY 24, 1967

DATE ELEC ENER 1ST GENER...AUGUST 7, 1967

DATE COMMERCIAL OPERATE....JANUARY 1, 1968

CONDENSER COOLING METHOD...ONCE THRU

CONDENSER COOLING WATER...CONNECTICUT RIVER

ELECTRIC RELIABILITY
COUNCIL.....NORTHEAST POWER
COORDINATING COUNCIL

UTILITY & CONTRACTOR INFORMATION

UTILITY
LICENSEE.....CONNECTICUT YANKEE ATOMIC POWER

CORPORATE ADDRESS.....P.O. BOX 270
HARTFORD, CONNECTICUT 06101

CONTRACTOR
ARCHITECT/ENGINEER.....STONE & WEBSTER

NUC STEAM SYS SUPPLIER...WESTINGHOUSE

CONSTRUCTOR.....STONE & WEBSTER

TURBINE SUPPLIER.....WESTINGHOUSE

REGULATORY INFORMATION

IE REGION RESPONSIBLE.....I

IE RESIDENT INSPECTOR.....P. SWETLAND

LICENSING PROJ MANAGER.....F. AKSTULEWICZ
DOCKET NUMBER.....50-213

LICENSE & DATE ISSUANCE....DPR-61, DECEMBER 27, 1974

PUBLIC DOCUMENT ROOM.....RUSSELL LIBRARY
123 BROAD STREET
MIDDLETOWN, CONNECTITCUT 06457

I N S P E C T I O N S T A T U S

INSPECTION SUMMARY

NO INSPECTION INPUT PROVIDED.

ENFORCEMENT SUMMARY

TECHNICAL SPECIFICATION 6.13.1(C) REQUIRES, IN PART, A HEALTH PHYSICS QUALIFIED INDIVIDUAL (I.E., QUALIFIED IN RADIATION PROTECTION PROCEDURES) WITH A RADIATION DOSE MONITORING DEVICE TO PROVIDE POSITIVE CONTROL OVER WORK ACTIVITIES IN HIGH RADIATION AREAS. CONTRARY TO THE ABOVE, ON OCTOBER 13, 1984, A JUNIOR HEALTH PHYSICS TECHNICIAN WAS ASSIGNED THE RESPONSIBILITY OF PROVIDING RADIOLOGICAL CONTROL COVERAGE DURING THE RECOVERY OF A WRENCH FROM THE SECONDARY SIDE OF STEAM GENERATOR NO. 1, A HIGH RADIATION AREA, BUT THE TECHNICIAN DID NOT PROVIDE POSITIVE CONTROL OVER WORK ACTIVITIES AND WAS NOT QUALIFIED TO PROVIDE SUCH COVERAGE IN THAT SHE HAD NOT RECEIVED THE NECESSARY TRAINING AND DID NOT POSSESS THE REQUIRED TWO YEARS OF RADIATION CONTROL EXPERIENCE AS DESCRIBED IN ITEMS A AND B ABOVE. TECHNICAL SPECIFICATION 6.4.1 REQUIRES, IN PART, A REPLACEMENT TRAINING PROGRAM FOR FACILITY STAFF IN ACCORDANCE WITH SECTION 5.5 OF ANSI N18.1-1971. SECTION 5.5 OF ANSI N18.1-1971 REQUIRES, IN PART, SPECIAL TRAINING SESSIONS FOR REPLACEMENT PERSONNEL. CONTRARY TO THE ABOVE, ON OCTOBER 13, 1984, A JUNIOR HEALTH PHYSICS (HP) TECHNICIAN WAS ASSIGNED AS A REPLACEMENT HEALTH PHYSICS TECHNICIAN WITH THE RESPONSIBILITY FOR PROVIDING RADIOLOGICAL CONTROL COVERAGE DURING THE RETRIEVAL OF A WRENCH FROM THE SECONDARY SIDE OF STEAM GENERATOR NO. 1 BUT THE JUNIOR HP TECHNICIAN HAD NOT RECEIVED ANY SPECIAL TRAINING IN STATION RADIATION PROTECTION PROCEDURES. TECHNICAL SPECIFICATION 6.3.1 REQUIRES THAT EACH MEMBER OF THE FACILITY STAFF MEET OR EXCEED THE MINIMUM QUALIFICATIONS OF ANSI N1.1-1971 FOR COMPARABLE POSITIONS. SECTION 4.5.2 OF ANSI

Report Period JUL 1985

I N S P E C T I O N S T A T U S - (CONTINUED)

* HADDAM NECK *

ENFORCEMENT SUMMARY

N18.1-1971 REQUIRES, IN PART, THAT TECHNICIANS IN RESPONSIBLE POSITIONS HAVE A MINIMUM OF TWO YEARS OF WORKING EXPERIENCE IN THEIR SPECIALTY. CONTRARY TO THE ABOVE, ON OCTOBER 13, 1984, A JUNIOR HEALTH PHYSICS TECHNICIAN WAS ASSIGNED THE RESPONSIBILITY OF PROVIDING RADIOLOGICAL CONTROL FOR THE STEAM GENERATOR NO. 1 WRENCH RECOVERY OPERATION WITH LESS THAN ONE YEAR WORKING EXPERIENCE IN HER SPECIALTY.

(8402 3)

FAILURE OF LICENSEE TO ACCURATELY MAINTAIN MEPL, TO REVISE MEPL PRIOR TO EACH REFUELING OUTAGE, AND TO PROVIDE MEPL CHANGE NOTICES WHICH ARE USED TO INDICATE MINOR CHANGES TO MEPL BETWEEN MEPL REVISIONS. THIS RESULTED IN A NON-CATEGORY I WORK ORDER BEING ISSUED AGAINST A CATEGORY I COMPONENT.

(8402 4)

OTHER ITEMS

SYSTEMS AND COMPONENTS:

NO INPUT PROVIDED.

FACILITY ITEMS (PLANS AND PROCEDURES):

NO INPUT PROVIDED.

MANAGERIAL ITEMS:

NO INPUT PROVIDED.

PLANT STATUS:

NO INPUT PROVIDED.

LAST IE SITE INSPECTION DATE: NO INPUT PROVIDED.

INSPECTION REPORT NO: NO INPUT PROVIDED.

R E P O R T S F R O M L I C E N S E E

=====

NUMBER	DATE OF EVENT	DATE OF REPORT	SUBJECT

NO INPUT PROVIDED.			
=====			

1. Docket: 50-321 O P E R A T I N G S T A T U S

2. Reporting Period: 07/01/85 Outage + On-line Hrs: 744.0

3. Utility Contact: MARK S. BOONE (912) 367-7851

4. Licensed Thermal Power (MWt): 2436

5. Nameplate Rating (Gross MWe): 1000 X 0.85 = 850

6. Design Electrical Rating (Net MWe): 777

7. Maximum Dependable Capacity (Gross MWe): 801

8. Maximum Dependable Capacity (Net MWe): 752

9. If Changes Occur Above Since Last Report, Give Reasons: NONE

10. Power Level To Which Restricted, If Any (Net MWe):

11. Reasons for Restrictions, If Any: NONE

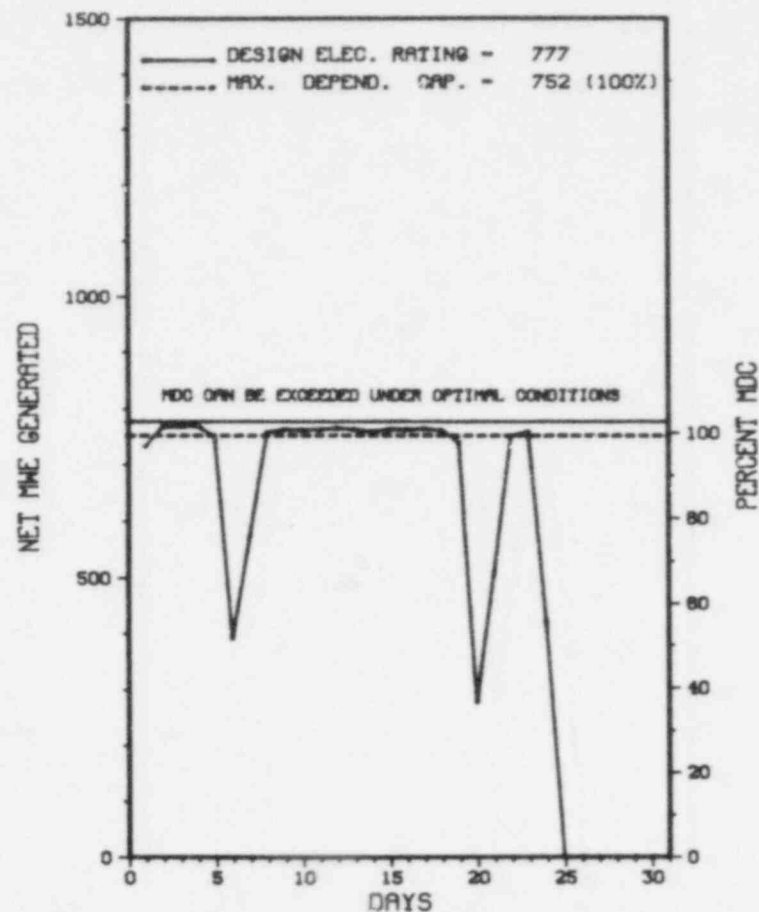
	MONTH	YEAR	CUMULATIVE
12. Report Period Hrs	<u>744.0</u>	<u>5,087.0</u>	<u>83,999.0</u>
13. Hours Reactor Critical	<u>565.5</u>	<u>4,202.3</u>	<u>59,346.8</u>
14. Rx Reserve Shtdwn Hrs	<u>.0</u>	<u>.0</u>	<u>.0</u>
15. Hrs Generator On-Line	<u>565.5</u>	<u>4,062.2</u>	<u>55,930.0</u>
16. Unit Reserve Shtdwn Hrs	<u>.0</u>	<u>.0</u>	<u>.0</u>
17. Gross Therm Ener (MWH)	<u>1,277,544</u>	<u>9,060,744</u>	<u>118,240,498</u>
18. Gross Elec Ener (MWH)	<u>415,910</u>	<u>2,974,150</u>	<u>38,220,680</u>
19. Net Elec Ener (MWH)	<u>395,839</u>	<u>2,838,307</u>	<u>36,286,117</u>
20. Unit Service Factor	<u>75.0</u>	<u>79.9</u>	<u>66.6</u>
21. Unit Avail Factor	<u>76.0</u>	<u>79.9</u>	<u>66.6</u>
22. Unit Cap Factor (MDC Net)	<u>70.8</u>	<u>74.2</u>	<u>57.4</u>
23. Unit Cap Factor (DER Net)	<u>68.5</u>	<u>71.8</u>	<u>55.6</u>
24. Unit Forced Outage Rate	<u>24.0</u>	<u>15.5</u>	<u>15.8</u>
25. Forced Outage Hours	<u>178.5</u>	<u>743.2</u>	<u>10,320.8</u>

26. Shutdowns Sched Over Next 6 Months (Type, Date, Duration):
REFUELING OUTAGE: NOVEMBER 30, 1985 - 14 WEEKS

27. If Currently Shutdown Estimated Startup Date: 08/04/85

 * HATCH 1 *

AVERAGE DAILY POWER LEVEL (MWe) PLOT
 HATCH 1



JULY 1985

Report Period JUL 1985

UNIT SHUTDOWNS / REDUCTIONS

 * HATCH 1 *

No.	Date	Type	Hours	Reason	Method	LER Number	System	Component	Cause & Corrective Action to Prevent Recurrence
85-62	07/01/85	S	0.0	B	5		EB	TRANSF	POWER ASCENSION FOLLOWING SCRAM 06-27-85 CONTINUES.
85-63	07/05/85	S	0.0	A	5		HC	HTEXCH	POWER REDUCED TO ISOLATE WATER BOXES IN ORDER TO LOCATE AND PLUG CONDENSER TUBE LEAKS.
85-64	07/14/85	S	0.0	B	5		HA	TURBIN	WEEKLY TURBINE TESTING.
85-65	07/16/85	S	0.0	B	5		SF	PUMPXX	HPCI OPERABILITY TEST PERFORMED HNP-1-3303.
85-66	07/19/85	S	0.0	B	5		HC	HTEXCH	LOAD REDUCTION IN ORDER TO LOCATE AND PLUG CONDENSER TUBE LEAKS.
85-67	07/24/85	F	178.5	A	3	85-27	CD	VALVEX	RX SCRAM ON MSIV NOT FULLY OPEN TRIP. UNIT GOING TO COLD SHUTDOWN FOR MSIV REPAIR.

***** HATCH 1 OPERATED WITH 1 OUTAGE AND 5 REDUCTIONS DURING JULY.

* SUMMARY *

Type	Reason	Method	System & Component
F-Forced	A-Equip Failure	1-Manual	Exhibit F & H
S-Sched	B-Maint or Test	2-Manual Scram	Instructions for
	C-Refueling	3-Auto Scram	Preparation of
	D-Regulatory Restriction	4-Continued	Data Entry Sheet
	E-Operator Training	5-Reduced Load	Licensee Event Report
	& License Examination	9-Other	(LER) File (NUREG-0161)

* HATCH 1 *

FACILITY DATA

Report Period JUL 1985

FACILITY DESCRIPTION

LOCATION
STATE.....GEORGIA
COUNTY.....APPLING
DIST AND DIRECTION FROM
NEAREST POPULATION CTR...11 MI N OF
BAXLEY, GA
TYPE OF REACTOR.....BWR
DATE INITIAL CRITICALITY...SEPTEMBER 12, 1974
DATE ELEC ENER 1ST GENER...NOVEMBER 11, 1974
DATE COMMERCIAL OPERATE...DECEMBER 31, 1975
CONDENSER COOLING METHOD...COOLING TOWER
CONDENSER COOLING WATER...ALTAMAHA RIVER
ELECTRIC RELIABILITY
COUNCIL.....SOUTHEASTERN ELECTRIC
RELIABILITY COUNCIL

UTILITY & CONTRACTOR INFORMATION

UTILITY
LICENSEE.....GEORGIA POWER
CORPORATE ADDRESS.....333 PIEDMONT AVENUE
ATLANTA, GEORGIA 30308
CONTRACTOR
ARCHITECT/ENGINEER.....BECHTEL
NUC STEAM SYS SUPPLIER...GENERAL ELECTRIC
CONSTRUCTOR.....GEORGIA POWER CO.
TURBINE SUPPLIER.....GENERAL ELECTRIC

REGULATORY INFORMATION

IE REGION RESPONSIBLE.....II
IE RESIDENT INSPECTOR.....P. HOLMES RAY
LICENSING PROJ MANAGER....G. RIVENBARK
DOCKET NUMBER.....50-321
LICENSE & DATE ISSUANCE...DPR-57, OCTOBER 13, 1974
PUBLIC DOCUMENT ROOM.....APPLING COUNTY PUBLIC LIBRARY
301 CITY HALL DRIVE
BAXLEY, GEORGIA 31563

INSPECTION STATUS

INSPECTION SUMMARY

+ INSPECTION MAY 24 - JUNE 28 (85-18): THIS INSPECTION INVOLVED 84 INSPECTOR-HOURS ONSITE IN THE AREAS OF TECHNICAL SPECIFICATION COMPLIANCE, OPERATOR PERFORMANCE, OVERALL PLANT OPERATIONS, QUALITY ASSURANCE PRACTICES, STATION AND CORPORATE MANAGEMENT PRACTICES, CORRECTIVE AND PREVENTIVE MAINTENANCE ACTIVITIES, SITE SECURITY PROCEDURES, RADIATION CONTROL ACTIVITIES, AND SURVEILLANCE ACTIVITIES. OF THE AREAS INSPECTED, ONE VIOLATION WAS IDENTIFIED (VALVES OUT OF POSITION RESULTING IN A SCRAM, PARAGRAPH 6).

INSPECTION JUNE 10 -14 (85-19): THIS ROUTINE, UNANNOUNCED INSPECTION ENTAILED 28.5 INSPECTOR-HOURS ONSITE IN THE AREAS OF CORRECTIVE MAINTENANCE, PREVENTIVE MAINTENANCE, HOUSEKEEPING AND INFORMATION NOTICE TRACKING. NO VIOLATIONS OR DEVIATIONS WERE IDENTIFIED.

INSPECTION JUNE 17-19 (85-20): THIS ROUTINE, UNANNOUNCED INSPECTION ENTAILED 7 INSPECTOR-HOURS ONSITE (ONE HOUR ON BACKSHIFT) INSPECTING: CHANGES TO THE PHYSICAL SECURITY PLAN AND IMPLEMENTING PROCEDURES; MANAGEMENT EFFECTIVENESS - SECURITY PROGRAM; SECURITY ORGANIZATION; PHYSICAL BARRIERS - PROTECTED AREA; PHYSICAL BARRIERS - VITAL AREAS; COMPENSATORY MEASURES; ACCESS CONTROL - PERSONNEL; ACCESS CONTROL PACKAGES; ACCESS CONTROL-VEHICLES; AND COMMUNICATIONS. THE LICENSEE WAS FOUND TO BE IN COMPLIANCE WITH REGULATORY REQUIREMENTS AND PHYSICAL SECURITY PLAN COMMITMENTS WITHIN THE 10 AREAS INSPECTED.

INSPECTION STATUS - (CONTINUED)

```

*****
*           HATCH 1           *
*****

```

CONTRARY TO 10 CFR 50 APPENDIX B, CRITERION XII AND V, MEASURES HAVE NOT BEEN ESTABLISHED TO ASSURE THAT MEASURING AND TESTING DEVICES ARE PROPERLY CALIBRATED AND ACTIVITIES AFFECTING QUALITY HAVE NOT BEEN PRESCRIBED BY PROCEDURES APPROPRIATE TO THE MAINTENANCE SHOP DO NOT PROVIDE PREREQUISITES, STEP-BY-STEP INSTRUCTIONS, OR ACCEPTANCE CRITERIA.
(8501 4)

(8501 5)

SYSTEMS AND COMPONENT PROBLEMS:

NONE.

FACILITY ITEMS (PLANS AND PROCEDURES):

NONE.

MANAGERIAL ITEMS:

NONE.

PLANT STATUS:

SHUTDOWN FOR EQUIPMENT REPAIRS.

LAST I² SITE INSPECTION DATE: MAY 24 - JUNE 28, 1985 +

INSPECTION REPORT NO: 50-321/85-18 +

REPORTS FROM LICENSEE

1	2	3	4	5	6	7	8	9	10	11	12	13	14	15	16	17	18	19	20	21	22	23	24	25	26	27	28	29	30	31	32	33	34	35	36	37	38	39	40	41	42	43	44	45	46	47	48	49	50	51	52	53	54	55	56	57	58	59	60	61	62	63	64	65	66	67	68	69	70	71	72	73	74	75	76	77	78	79	80	81	82	83	84	85	86	87	88	89	90	91	92	93	94	95	96	97	98	99	100	101	102	103	104	105	106	107	108	109	110	111	112	113	114	115	116	117	118	119	120	121	122	123	124	125	126	127	128	129	130	131	132	133	134	135	136	137	138	139	140	141	142	143	144	145	146	147	148	149	150	151	152	153	154	155	156	157	158	159	160	161	162	163	164	165	166	167	168	169	170	171	172	173	174	175	176	177	178	179	180	181	182	183	184	185	186	187	188	189	190	191	192	193	194	195	196	197	198	199	200	201	202	203	204	205	206	207	208	209	210	211	212	213	214	215	216	217	218	219	220	221	222	223	224	225	226	227	228	229	230	231	232	233	234	235	236	237	238	239	240	241	242	243	244	245	246	247	248	249	250	251	252	253	254	255	256	257	258	259	260	261	262	263	264	265	266	267	268	269	270	271	272	273	274	275	276	277	278	279	280	281	282	283	284	285	286	287	288	289	290	291	292	293	294	295	296	297	298	299	300	301	302	303	304	305	306	307	308	309	310	311	312	313	314	315	316	317	318	319	320	321	322	323	324	325	326	327	328	329	330	331	332	333	334	335	336	337	338	339	340	341	342	343	344	345	346	347	348	349	350	351	352	353	354	355	356	357	358	359	360	361	362	363	364	365	366	367	368	369	370	371	372	373	374	375	376	377	378	379	380	381	382	383	384	385	386	387	388	389	390	391	392	393	394	395	396	397	398	399	400	401	402	403	404	405	406	407	408	409	410	411	412	413	414	415	416	417	418	419	420	421	422	423	424	425	426	427	428	429	430	431	432	433	434	435	436	437	438	439	440	441	442	443	444	445	446	447	448	449	450	451	452	453	454	455	456	457	458	459	460	461	462	463	464	465	466	467	468	469	470	471	472	473	474	475	476	477	478	479	480	481	482	483	484	485	486	487	488	489	490	491	492	493	494	495	496	497	498	499	500	501	502	503	504	505	506	507	508	509	510	511	512	513	514	515	516	517	518	519	520	521	522	523	524	5
---	---	---	---	---	---	---	---	---	----	----	----	----	----	----	----	----	----	----	----	----	----	----	----	----	----	----	----	----	----	----	----	----	----	----	----	----	----	----	----	----	----	----	----	----	----	----	----	----	----	----	----	----	----	----	----	----	----	----	----	----	----	----	----	----	----	----	----	----	----	----	----	----	----	----	----	----	----	----	----	----	----	----	----	----	----	----	----	----	----	----	----	----	----	----	----	----	----	----	-----	-----	-----	-----	-----	-----	-----	-----	-----	-----	-----	-----	-----	-----	-----	-----	-----	-----	-----	-----	-----	-----	-----	-----	-----	-----	-----	-----	-----	-----	-----	-----	-----	-----	-----	-----	-----	-----	-----	-----	-----	-----	-----	-----	-----	-----	-----	-----	-----	-----	-----	-----	-----	-----	-----	-----	-----	-----	-----	-----	-----	-----	-----	-----	-----	-----	-----	-----	-----	-----	-----	-----	-----	-----	-----	-----	-----	-----	-----	-----	-----	-----	-----	-----	-----	-----	-----	-----	-----	-----	-----	-----	-----	-----	-----	-----	-----	-----	-----	-----	-----	-----	-----	-----	-----	-----	-----	-----	-----	-----	-----	-----	-----	-----	-----	-----	-----	-----	-----	-----	-----	-----	-----	-----	-----	-----	-----	-----	-----	-----	-----	-----	-----	-----	-----	-----	-----	-----	-----	-----	-----	-----	-----	-----	-----	-----	-----	-----	-----	-----	-----	-----	-----	-----	-----	-----	-----	-----	-----	-----	-----	-----	-----	-----	-----	-----	-----	-----	-----	-----	-----	-----	-----	-----	-----	-----	-----	-----	-----	-----	-----	-----	-----	-----	-----	-----	-----	-----	-----	-----	-----	-----	-----	-----	-----	-----	-----	-----	-----	-----	-----	-----	-----	-----	-----	-----	-----	-----	-----	-----	-----	-----	-----	-----	-----	-----	-----	-----	-----	-----	-----	-----	-----	-----	-----	-----	-----	-----	-----	-----	-----	-----	-----	-----	-----	-----	-----	-----	-----	-----	-----	-----	-----	-----	-----	-----	-----	-----	-----	-----	-----	-----	-----	-----	-----	-----	-----	-----	-----	-----	-----	-----	-----	-----	-----	-----	-----	-----	-----	-----	-----	-----	-----	-----	-----	-----	-----	-----	-----	-----	-----	-----	-----	-----	-----	-----	-----	-----	-----	-----	-----	-----	-----	-----	-----	-----	-----	-----	-----	-----	-----	-----	-----	-----	-----	-----	-----	-----	-----	-----	-----	-----	-----	-----	-----	-----	-----	-----	-----	-----	-----	-----	-----	-----	-----	-----	-----	-----	-----	-----	-----	-----	-----	-----	-----	-----	-----	-----	-----	-----	-----	-----	-----	-----	-----	-----	-----	-----	-----	-----	-----	-----	-----	-----	-----	-----	-----	-----	-----	-----	-----	-----	-----	-----	-----	-----	-----	-----	-----	-----	-----	-----	-----	-----	-----	-----	-----	-----	-----	-----	-----	-----	-----	-----	-----	-----	-----	-----	-----	-----	-----	-----	-----	-----	-----	-----	-----	-----	-----	-----	-----	-----	-----	-----	-----	-----	-----	-----	-----	-----	-----	-----	-----	-----	-----	-----	-----	-----	-----	-----	-----	-----	-----	-----	-----	---

NUMBER	DATE OF EVENT	DATE OF REPORT	SUBJECT
--------	------------------	-------------------	---------

NONE.

1	2	3	4	5	6	7	8	9	10	11	12	13	14	15	16	17	18	19	20	21	22	23	24	25	26	27	28	29	30	31	32	33	34	35	36	37	38	39	40	41	42	43	44	45	46	47	48	49	50	51	52	53	54	55	56	57	58	59	60	61	62	63	64	65	66	67	68	69	70	71	72	73	74	75	76	77	78	79	80	81	82	83	84	85	86	87	88	89	90	91	92	93	94	95	96	97	98	99	100	101	102	103	104	105	106	107	108	109	110	111	112	113	114	115	116	117	118	119	120	121	122	123	124	125	126	127	128	129	130	131	132	133	134	135	136	137	138	139	140	141	142	143	144	145	146	147	148	149	150	151	152	153	154	155	156	157	158	159	160	161	162	163	164	165	166	167	168	169	170	171	172	173	174	175	176	177	178	179	180	181	182	183	184	185	186	187	188	189	190	191	192	193	194	195	196	197	198	199	200	201	202	203	204	205	206	207	208	209	210	211	212	213	214	215	216	217	218	219	220	221	222	223	224	225	226	227	228	229	230	231	232	233	234	235	236	237	238	239	240	241	242	243	244	245	246	247	248	249	250	251	252	253	254	255	256	257	258	259	260	261	262	263	264	265	266	267	268	269	270	271	272	273	274	275	276	277	278	279	280	281	282	283	284	285	286	287	288	289	290	291	292	293	294	295	296	297	298	299	300	301	302	303	304	305	306	307	308	309	310	311	312	313	314	315	316	317	318	319	320	321	322	323	324	325	326	327	328	329	330	331	332	333	334	335	336	337	338	339	340	341	342	343	344	345	346	347	348	349	350	351	352	353	354	355	356	357	358	359	360	361	362	363	364	365	366	367	368	369	370	371	372	373	374	375	376	377	378	379	380	381	382	383	384	385	386	387	388	389	390	391	392	393	394	395	396	397	398	399	400	401	402	403	404	405	406	407	408	409	410	411	412	413	414	415	416	417	418	419	420	421	422	423	424	425	426	427	428	429	430	431	432	433	434	435	436	437	438	439	440	441	442	443	444	445	446	447	448	449	450	451	452	453	454	455	456	457	458	459	460	461	462	463	464	465	466	467	468	469	470	471	472	473	474	475	476	477	478	479	480	481	482	483	484	485	486	487	488	489	490	491	492	493	494	495	496	497	498	499	500	501	502	503	504	505	506	507	508	509	510	511	512	513	514	515	516	517	518	519	520	521	522	523	524	5
---	---	---	---	---	---	---	---	---	----	----	----	----	----	----	----	----	----	----	----	----	----	----	----	----	----	----	----	----	----	----	----	----	----	----	----	----	----	----	----	----	----	----	----	----	----	----	----	----	----	----	----	----	----	----	----	----	----	----	----	----	----	----	----	----	----	----	----	----	----	----	----	----	----	----	----	----	----	----	----	----	----	----	----	----	----	----	----	----	----	----	----	----	----	----	----	----	----	----	-----	-----	-----	-----	-----	-----	-----	-----	-----	-----	-----	-----	-----	-----	-----	-----	-----	-----	-----	-----	-----	-----	-----	-----	-----	-----	-----	-----	-----	-----	-----	-----	-----	-----	-----	-----	-----	-----	-----	-----	-----	-----	-----	-----	-----	-----	-----	-----	-----	-----	-----	-----	-----	-----	-----	-----	-----	-----	-----	-----	-----	-----	-----	-----	-----	-----	-----	-----	-----	-----	-----	-----	-----	-----	-----	-----	-----	-----	-----	-----	-----	-----	-----	-----	-----	-----	-----	-----	-----	-----	-----	-----	-----	-----	-----	-----	-----	-----	-----	-----	-----	-----	-----	-----	-----	-----	-----	-----	-----	-----	-----	-----	-----	-----	-----	-----	-----	-----	-----	-----	-----	-----	-----	-----	-----	-----	-----	-----	-----	-----	-----	-----	-----	-----	-----	-----	-----	-----	-----	-----	-----	-----	-----	-----	-----	-----	-----	-----	-----	-----	-----	-----	-----	-----	-----	-----	-----	-----	-----	-----	-----	-----	-----	-----	-----	-----	-----	-----	-----	-----	-----	-----	-----	-----	-----	-----	-----	-----	-----	-----	-----	-----	-----	-----	-----	-----	-----	-----	-----	-----	-----	-----	-----	-----	-----	-----	-----	-----	-----	-----	-----	-----	-----	-----	-----	-----	-----	-----	-----	-----	-----	-----	-----	-----	-----	-----	-----	-----	-----	-----	-----	-----	-----	-----	-----	-----	-----	-----	-----	-----	-----	-----	-----	-----	-----	-----	-----	-----	-----	-----	-----	-----	-----	-----	-----	-----	-----	-----	-----	-----	-----	-----	-----	-----	-----	-----	-----	-----	-----	-----	-----	-----	-----	-----	-----	-----	-----	-----	-----	-----	-----	-----	-----	-----	-----	-----	-----	-----	-----	-----	-----	-----	-----	-----	-----	-----	-----	-----	-----	-----	-----	-----	-----	-----	-----	-----	-----	-----	-----	-----	-----	-----	-----	-----	-----	-----	-----	-----	-----	-----	-----	-----	-----	-----	-----	-----	-----	-----	-----	-----	-----	-----	-----	-----	-----	-----	-----	-----	-----	-----	-----	-----	-----	-----	-----	-----	-----	-----	-----	-----	-----	-----	-----	-----	-----	-----	-----	-----	-----	-----	-----	-----	-----	-----	-----	-----	-----	-----	-----	-----	-----	-----	-----	-----	-----	-----	-----	-----	-----	-----	-----	-----	-----	-----	-----	-----	-----	-----	-----	-----	-----	-----	-----	-----	-----	-----	-----	-----	-----	-----	-----	-----	-----	-----	-----	-----	-----	-----	-----	-----	-----	-----	-----	-----	-----	-----	-----	-----	-----	-----	-----	-----	-----	-----	-----	-----	-----	-----	-----	-----	-----	-----	-----	-----	-----	---

1. Docket: 50-366 O P E R A T I N G S T A T U S

2. Reporting Period: 07/01/85 Outage + On-line Hrs: 744.0

3. Utility Contact: MARK S. BOONE (912) 367-7851

4. Licensed Thermal Power (MWh): 2436

5. Nameplate Rating (Gross MWe): 1000 X 0.85 = 850

6. Design Electrical Rating (Net MWe): 784

7. Maximum Dependable Capacity (Gross MWe): 804

8. Maximum Dependable Capacity (Net MWe): 748

9. If Changes Occur Above Since Last Report, Give Reasons: NONE

10. Power Level To Which Restricted, If Any (Net MWe):

11. Reasons for Restrictions, If Any: NONE

	MONTH	YEAR	CUMULATIVE
12. Report Period Hrs	<u>744.0</u>	<u>5,087.0</u>	<u>51,768.0</u>
13. Hours Reactor Critical	<u>744.0</u>	<u>3,858.5</u>	<u>34,206.1</u>
14. Rx Reserve Shtdwn Hrs	<u>.0</u>	<u>.0</u>	<u>.0</u>
15. Hrs Generator On-Line	<u>744.0</u>	<u>3,780.3</u>	<u>32,547.4</u>
16. Unit Reserve Shtdwn Hrs	<u>.0</u>	<u>.0</u>	<u>.0</u>
17. Gross Therm Ener (MWH)	<u>1,772,424</u>	<u>8,852,736</u>	<u>70,404,359</u>
18. Gross Elec Ener (MWH)	<u>584,810</u>	<u>2,942,960</u>	<u>23,236,010</u>
19. Net Elec Ener (MWH)	<u>561,051</u>	<u>2,813,027</u>	<u>22,107,094</u>
20. Unit Service Factor	<u>100.0</u>	<u>74.3</u>	<u>62.9</u>
21. Unit Avail Factor	<u>100.0</u>	<u>74.3</u>	<u>62.9</u>
22. Unit Cap Factor (MDC Net)	<u>100.8</u>	<u>73.9</u>	<u>57.1</u>
23. Unit Cap Factor (DER Net)	<u>96.2</u>	<u>70.5</u>	<u>54.5</u>
24. Unit Forced Outage Rate	<u>.0</u>	<u>3.1</u>	<u>10.4</u>
25. Forced Outage Hours	<u>.0</u>	<u>121.3</u>	<u>3,785.7</u>

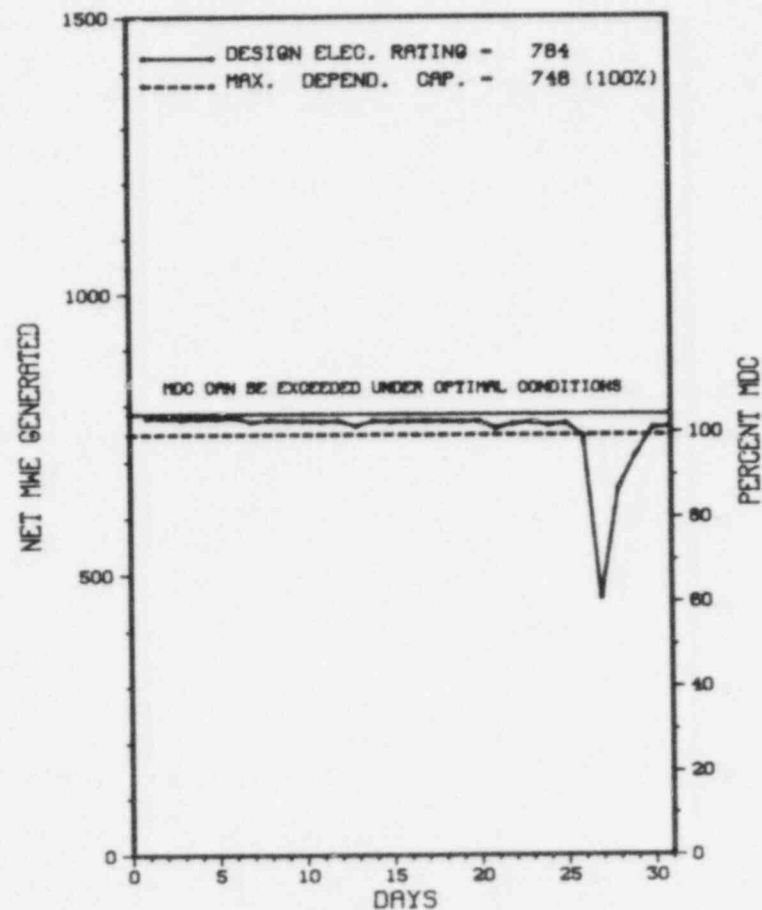
26. Shutdowns Sched Over Next 6 Months (Type, Date, Duration): NONE

27. If Currently Shutdown Estimated Startup Date: N/A

 * HATCH 2 *

AVERAGE DAILY POWER LEVEL (MWe) PLOT

HATCH 2



JULY 1985

Report Period JUL 1985

UNIT SHUTDOWNS / REDUCTIONS

 * HATCH 2 *

No.	Date	Type	Hours	Reason	Method	LER Number	System	Component	Cause & Corrective Action to Prevent Recurrence
85-36	07/07/85	S	0.0	B	5		HA	TURBIN	WEEKLY TURBINE TESTING.
85-37	07/12/85	S	0.0	B	5		HA	TURBIN	WEEKLY TURBINE TESTING.
85-38	07/20/85	S	0.0	B	5		HA	TURBIN	WEEKLY TURBINE TESTING.
85-39	07/22/85	S	0.0	B	5		RC	CONROD	ROD PATTERN ADJUSTMENT.
85-40	07/26/85	S	0.0	B	5		RC	CONROD	ROD SEQUENCE EXCHANGE.

 * SUMMARY *

HATCH 2 OPERATED WITH 5 REDUCTIONS DURING JULY.

Type	Reason	Method	System & Component	
F-Forced	A-Equip Failure	F-Admin	1-Manual	Exhibit F & H
S-Sched	B-Maint or Test	G-Oper Error	2-Manual Scram	Instructions for
	C-Refueling	H-Other	3-Auto Scram	Preparation of
	D-Regulatory Restriction		4-Continued	Data Entry Sheet
	E-Operator Training		5-Reduced Load	Licensee Event Report
	& License Examination		9-Other	(LER) File (NUREG-0161)

* HATCH 2 *

F A C I L I T Y D A T A

Report Period JUL 1985

FACILITY DESCRIPTION

LOCATION
STATE.....GEORGIA
COUNTY.....APPLING
DIST AND DIRECTION FROM
NEAREST POPULATION CTR...11 MI N OF
BAXLEY, GA

TYPE OF REACTOR.....BWR
DATE INITIAL CRITICALITY...JULY 4, 1978
DATE ELEC ENER 1ST GENER...SEPTEMBER 22, 1978
DATE COMMERCIAL OPERATE...SEPTEMBER 5, 1979
CONDENSER COOLING METHOD...COOLING TOWER
CONDENSER COOLING WATER....ALTAMAHA RIVER
ELECTRIC RELIABILITY
COUNCIL.....SOUTHEASTERN ELECTRIC
RELIABILITY COUNCIL

UTILITY & CONTRACTOR INFORMATION

UTILITY
LICENSEE.....GEORGIA POWER
CORPORATE ADDRESS.....333 PIEDMONT AVENUE
ATLANTA, GEORGIA 30308
CONTRACTOR
ARCHITECT/ENGINEER.....BECHTEL
NUC STEAM SYS SUPPLIER...GENERAL ELECTRIC
CONSTRUCTOR.....GEORGIA POWER CO.
TURBINE SUPPLIER.....GENERAL ELECTRIC

REGULATORY INFORMATION

IE REGION RESPONSIBLE.....II
IE RESIDENT INSPECTOR.....P. HOLMES RAY
LICENSING PROJ MANAGER.....G. RIVENBARK
DOCKET NUMBER.....50-366
LICENSE & DATE ISSUANCE....NPF-5, JUNE 13, 1978
PUBLIC DOCUMENT ROOM.....APPLING COUNTY PUBLIC LIBRARY
501 CITY HALL DRIVE
BAXLEY, GEORGIA 31563

I N S P E C T I O N S T A T U S

INSPECTION SUMMARY

+ INSPECTION MAY 24 - JUNE 28 (85-18): THIS INSPECTION INVOLVED 84 INSPECTOR-HOURS ONSITE IN THE AREAS OF TECHNICAL SPECIFICATION COMPLIANCE, OPERATOR PERFORMANCE, OVERALL PLANT OPERATIONS, QUALITY ASSURANCE PRACTICES, STATION AND CORPORATE MANAGEMENT PRACTICES, CORRECTIVE AND PREVENTIVE MAINTENANCE ACTIVITIES, SITE SECURITY PROCEDURES, RADIATION CONTROL ACTIVITIES, AND SURVEILLANCE ACTIVITIES. OF THE AREAS INSPECTED, ONE VIOLATION WAS IDENTIFIED (VALVES OUT OF POSITION RESULTING IN A SCRAM, PARAGRAPH 6).

INSPECTION JUNE 10-14 (85-19): THIS ROUTINE, UNANNOUNCED INSPECTION ENTAILED 28.5 INSPECTOR-HOURS ONSITE IN THE AREAS OF CORRECTIVE MAINTENANCE, PREVENTIVE MAINTENANCE, HOUSEKEEPING AND INFORMATION NOTICE TRACKING. NO VIOLATIONS OR DEVIATIONS WERE IDENTIFIED.

INSPECTION JUNE 17-19 (85-20): THIS ROUTINE, UNANNOUNCED INSPECTION ENTAILED 7 INSPECTOR-HOURS ONSITE (ONE HOUR ON BACKSHIFT) INSPECTING: CHANGES TO THE PHYSICAL SECURITY PLAN AND IMPLEMENTING PROCEDURES; MANAGEMENT EFFECTIVENESS - SECURITY PROGRAM; SECURITY ORGANIZATION; PHYSICAL BARRIERS - PROTECTED AREA; PHYSICAL BARRIERS - VITAL AREAS; COMPENSATORY MEASURES; ACCESS CONTROL - PERSONNEL; ACCESS CONTROL PACKAGES; ACCESS CONTROL-VEHICLES; AND COMMUNICATIONS. THE LICENSEE WAS FOUND TO BE IN COMPLIANCE WITH REGULATORY REQUIREMENTS AND PHYSICAL SECURITY PLAN COMMITMENTS WITHIN THE 10 AREAS INSPECTED.

* HATCH 2 *

Report Period JUL 1985 INSPECTION STATUS - (CONTINUED)

ENFORCEMENT SUMMARY

CONTRARY TO 10 CFR 50 APPENDIX B, CRITERION XII AND V, MEASURES HAVE NOT BEEN ESTABLISHED TO ASSURE THAT MEASURING AND TESTING DEVICES ARE PROPERLY CALIBRATED AND ACTIVITIES AFFECTING QUALITY HAVE NOT BEEN PRESCRIBED BY PROCEDURES APPROPRIATE TO THE MAINTENANCE SHOP DO NOT PROVIDE PREREQUISITES, STEP-BY-STEP INSTRUCTIONS, OR ACCEPTANCE CRITERIA.
(8501 4)

TECHNICAL SPECIFICATIONS 4.8.2.6.1 A.2 REQUIRES THAT THE FUNCTIONAL TEST FOR MOLDED CASE CIRCUIT BREAKERS (MCB'S) SHALL CONSIST OF INJECTING A CURRENT INPUT AT THE SPECIFIED SETPOINT TO THE CIRCUIT BREAKER AND VERIFYING THAT THE CURRENT BREAKER FUNCTIONS AS DESIGNED. CONTRARY TO THE ABOVE, MCB'S WERE BEING TESTED PER HATCH PROCEDURE HNP-2-3850 WHICH INJECTED 1275% OR 300% OF THE TECHNICAL SPECIFICATIONS SPECIFIED SETPOINT. THIS TESTING METHOD IS IN ACCORDANCE WITH NATIONAL ELECTRICAL MANUFACTURES ASSOCIATION STANDARDS AND IS TECHNICALLY SOUND BUT IS NOT IN COMPLIANCE WITH TECHNICAL SPECIFICATIONS.

(8501 5)

OTHER ITEMS

SYSTEMS AND COMPONENT PROBLEMS:

NONE.

FACILITY ITEMS (PLANS AND PROCEDURES):

TWO MONTHS REFUELING AND MAINTENANCE OUTAGE AS OF APRIL 9-12, 1985.

MANAGERIAL ITEMS:

NONE.

PLANT STATUS:

ROUTINE OPERATIONS.

LAST IE SITE INSPECTION DATE: MAY 24 - JUNE 28, 1985 +

INSPECTION REPORT NO: 50-366/85-18 +

REPORTS FROM LICENSEE

NUMBER	DATE OF EVENT	DATE OF REPORT	SUBJECT
85-018	06/03/85	07/01/85	UNPLANNED REACTOR SCRAM DUE TO SUSPECTED MSR HIGH LEVEL, NO EVIDENT FAILURE WAS FOUND.

1. Docket: 50-247 O P E R A T I N G S T A T U S

2. Reporting Period: 07/01/85 Outage + On-line Hrs: 744.0

3. Utility Contact: MIKE BLATT (914) 526-5127

4. Licensed Thermal Power (Mwt): 2758

5. Nameplate Rating (Gross MWe): 1126 X 0.9 = 1013

6. Design Electrical Rating (Net MWe): 873

7. Maximum Dependable Capacity (Gross MWe): 885

8. Maximum Dependable Capacity (Net MWe): 849

9. If Changes Occur Above Since Last Report, Give Reasons:
NONE

10. Power Level To Which Restricted, If Any (Net MWe):

11. Reasons for Restrictions, If Any:
NONE

	MONTH	YEAR	CUMULATIVE
12. Report Period Hrs	<u>744.0</u>	<u>5,087.0</u>	<u>97,176.0</u>
13. Hours Reactor Critical	<u>744.0</u>	<u>5,018.4</u>	<u>65,684.4</u>
14. Rx Reserve Shtdwn Hrs	<u>.0</u>	<u>28.7</u>	<u>2,373.7</u>
15. Hrs Generator On-Line	<u>744.0</u>	<u>4,946.3</u>	<u>63,696.4</u>
16. Unit Reserve Shtdwn Hrs	<u>.0</u>	<u>.0</u>	<u>.0</u>
17. Gross Therm Ener (MWH)	<u>2,050,397</u>	<u>13,434,953</u>	<u>166,147,208</u>
18. Gross Elec Ener (MWH)	<u>642,660</u>	<u>4,253,560</u>	<u>51,571,176</u>
19. Net Elec Ener (MWH)	<u>618,704</u>	<u>4,098,712</u>	<u>48,612,531</u>
20. Unit Service Factor	<u>100.0</u>	<u>97.2</u>	<u>65.5</u>
21. Unit Avail Factor	<u>100.0</u>	<u>97.2</u>	<u>65.5</u>
22. Unit Cap Factor (MDC Net)	<u>97.9</u>	<u>94.2</u>	<u>59.0*</u>
23. Unit Cap Factor (DER Net)	<u>95.3</u>	<u>92.3</u>	<u>57.3</u>
24. Unit Forced Outage Rate	<u>.0</u>	<u>2.8</u>	<u>9.3</u>
25. Forced Outage Hours	<u>.0</u>	<u>140.7</u>	<u>6,309.3</u>

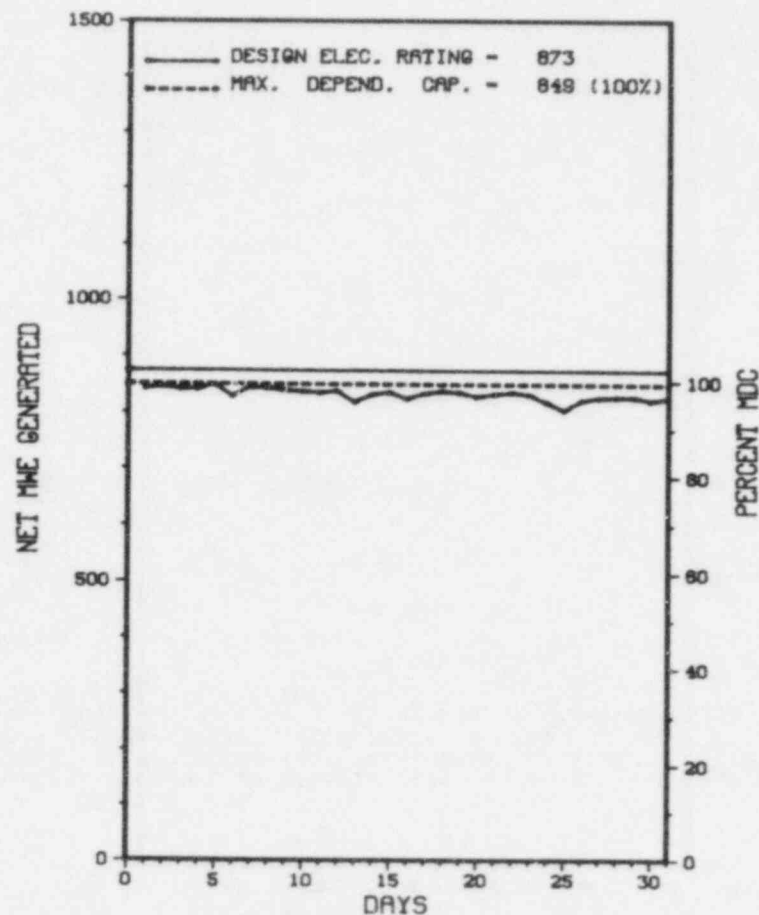
26. Shutdowns Sched Over Next 6 Months (Type, Date, Duration):

CYCLE 7/8 REFUEL/MAINT OUTAGE: 01/15/86 - 9 WKS

27. If Currently Shutdown Estimated Startup Date: N/A

* INDIAN POINT 2 *

AVERAGE DAILY POWER LEVEL (MWe) PLOT INDIAN POINT 2



JULY 1985

* Item calculated with a Weighted Average

Report Period JUL 1985

UNIT SHUTDOWNS / REDUCTIONS

* INDIAN POINT 2 *

No.	Date	Type	Hours	Reason	Method	LER Number	System Component	Cause & Corrective Action to Prevent Recurrence
-----	------	------	-------	--------	--------	------------	------------------	---

NONE

* SUMMARY *

INDIAN POINT 2 OPERATED AT NEAR FULL POWER DURING JULY.

Type	Reason	Method	System & Component	
F-Forced	A-Equip Failure	F-Admin	1-Manual	Exhibit F & H
S-Sched	B-Maint or Test	G-Oper Error	2-Manual Scram	Instructions for
	C-Refueling	H-Other	3-Auto Scram	Preparation of
	D-Regulatory Restriction		4-Continued	Data Entry Sheet
	E-Operator Training		5-Reduced Load	Licensee Event Report
	& License Examination		9-Other	(LER) File (NUREG-0161)

* INDIAN POINT 2 *

F A C I L I T Y D A T A

Report Period JUL 1985

FACILITY DESCRIPTION

LOCATION
STATE.....NEW YORK
COUNTY.....WESTCHESTER
DIST AND DIRECTION FROM
NEAREST POPULATION CTR...25 MI N OF
NEW YORK CITY, NY
TYPE OF REACTOR.....PWR
DATE INITIAL CRITICALITY...MAY 22, 1973
DATE ELEC ENER 1ST GENER...JUNE 26, 1973
DATE COMMERCIAL OPERATE...AUGUST 1, 1974
CONDENSER COOLING METHOD...ONCE THRU
CONDENSER COOLING WATER...HUDSON RIVER
ELECTRIC RELIABILITY
COUNCIL.....NORTHEAST POWER
COORDINATING COUNCIL

UTILITY & CONTRACTOR INFORMATION

UTILITY
LICENSEE.....CONSOLIDATED EDISON
CORPORATE ADDRESS.....4 IRVING PLACE
NEW YORK, NEW YORK 10003
CONTRACTOR
ARCHITECT/ENGINEER.....UNITED ENG. & CONSTRUCTORS
NUC STEAM SYS SUPPLIER...WESTINGHOUSE
CONSTRUCTOR.....WESTINGHOUSE DEVELOPMENT CORP
TURBINE SUPPLIER.....WESTINGHOUSE

REGULATORY INFORMATION

IE REGION RESPONSIBLE.....I
IE RESIDENT INSPECTOR.....D. NEIGHBORS
LICENSING PROJ MANAGER.....D. NEIGHBORS
DOCKET NUMBER.....50-247
LICENSE & DATE ISSUANCE....DPR-26, SEPTEMBER 28, 1973
PUBLIC DOCUMENT ROOM.....WHITE PLAINS PUBLIC LIBRARY
100 MARTINE AVENUE
WHITE PLAINS, NEW YORK 10601

I N S P E C T I O N S T A T U S

INSPECTION SUMMARY

NO INSPECTION INPUT PROVIDED.

ENFORCEMENT SUMMARY

SECTION 6.8.1 OF THE UNIT 2 TECHNICAL SPECIFICATIONS STATES THAT WRITTEN PROCEDURES AND ADMINISTRATIVE POLICIES SHALL BE ESTABLISHED, IMPLEMENTED AND MAINTAINED COVERING THE OFFSITE DOSE CALCULATION MANUAL (ODCM) IMPLEMENTATION. CONTRARY TO THE ABOVE, NO WRITTEN PROCEDURES WERE ESTABLISHED FOR PERFORMING THE ODCM OFFSITE DOSE CALCULATIONS DUE TO LIQUID AND GASEOUS EFFLUENTS.
(8500 4)

OTHER ITEMS

SYSTEMS AND COMPONENTS:

NO INPUT PROVIDED.

INDIAN POINT 2 *****

Report Period JUL 1985 INSPECTION STATUS - (CONTINUED)

OTHER ITEMS

FACILITY ITEMS (PLANS AND PROCEDURES):

NO INPUT PROVIDED.

MANAGERIAL ITEMS:

NO INPUT PROVIDED.

PLANT STATUS:

NO INPUT PROVIDED.

LAST IE SITE INSPECTION DATE: NO INPUT PROVIDED.

INSPECTION REPORT NO: NO INPUT PROVIDED.

REPORTS FROM LICENSEE

01	01
02	02
03	03
04	04
05	05
06	06
07	07
08	08
09	09
10	10
11	11
12	12
13	13
14	14
15	15
16	16
17	17
18	18
19	19
20	20
21	21
22	22
23	23
24	24
25	25
26	26
27	27
28	28
29	29
30	30
31	31
32	32
33	33
34	34
35	35
36	36
37	37
38	38
39	39
40	40
41	41
42	42
43	43
44	44
45	45
46	46
47	47
48	48
49	49
50	50
51	51
52	52
53	53
54	54
55	55
56	56
57	57
58	58
59	59
60	60
61	61
62	62
63	63
64	64
65	65
66	66
67	67
68	68
69	69
70	70
71	71
72	72
73	73
74	74
75	75
76	76
77	77
78	78
79	79
80	80
81	81
82	82
83	83
84	84
85	85
86	86
87	87
88	88
89	89
90	90
91	91
92	92
93	93
94	94
95	95
96	96
97	97
98	98
99	99
100	100

NUMBER	DATE OF EVENT	DATE OF REPORT	SUBJECT
--------	------------------	-------------------	---------

NO INPUT PROVIDED.

01	01
02	02
03	03
04	04
05	05
06	06
07	07
08	08
09	09
10	10
11	11
12	12
13	13
14	14
15	15
16	16
17	17
18	18
19	19
20	20
21	21
22	22
23	23
24	24
25	25
26	26
27	27
28	28
29	29
30	30
31	31
32	32
33	33
34	34
35	35
36	36
37	37
38	38
39	39
40	40
41	41
42	42
43	43
44	44
45	45
46	46
47	47
48	48
49	49
50	50
51	51
52	52
53	53
54	54
55	55
56	56
57	57
58	58
59	59
60	60
61	61
62	62
63	63
64	64
65	65
66	66
67	67
68	68
69	69
70	70
71	71
72	72
73	73
74	74
75	75
76	76
77	77
78	78
79	79
80	80
81	81
82	82
83	83
84	84
85	85
86	86
87	87
88	88
89	89
90	90
91	91
92	92
93	93
94	94
95	95
96	96
97	97
98	98
99	99
100	100

1. Docket: 59-286 O P E R A T I N G S T A T U S

2. Reporting Period: 07/01/85 Outage + On-line Hrs: 744.0

3. Utility Contact: L. KELLY (914) 739-8200

4. Licensed Thermal Power (MWt): 3025

5. Nameplate Rating (Gross MWe): 1126 X 0.9 = 1013

6. Design Electrical Rating (Net MWe): 965

7. Maximum Dependable Capacity (Gross MWe): 1000

8. Maximum Dependable Capacity (Net MWe): 965

9. If Changes Occur Above Since Last Report, Give Reasons: NONE

10. Power Level To Which Restricted, If Any (Net MWe):

11. Reasons for Restrictions, If Any: NONE

	MONTH	YEAR	CUMULATIVE
12. Report Period Hrs	<u>744.0</u>	<u>5,087.0</u>	<u>78,192.0</u>
13. Hours Reactor Critical	<u>.0</u>	<u>3,728.1</u>	<u>45,094.2</u>
14. Rx Reserve Shtdwn Hrs	<u>.0</u>	<u>.0</u>	<u>.0</u>
15. Hrs Generator On-Line	<u>.0</u>	<u>3,704.9</u>	<u>43,553.2</u>
16. Unit Reserve Shtdwn Hrs	<u>.0</u>	<u>.0</u>	<u>.0</u>
17. Gross Therm Ener (MWH)	<u>0</u>	<u>10,235,663</u>	<u>113,884,799</u>
18. Gross Elec Ener (MWH)	<u>0</u>	<u>3,358,410</u>	<u>36,000,576</u>
19. Net Elec Ener (MWH)	<u>0</u>	<u>3,229,876</u>	<u>34,515,744</u>
20. Unit Service Factor	<u>.0</u>	<u>72.8</u>	<u>55.7</u>
21. Unit Avail Factor	<u>.0</u>	<u>72.8</u>	<u>55.7</u>
22. Unit Cap Factor (MDC Net)	<u>.0</u>	<u>65.8</u>	<u>45.7</u>
23. Unit Cap Factor (DER Net)	<u>.0</u>	<u>65.8</u>	<u>45.7</u>
24. Unit Forced Outage Rate	<u>.0</u>	<u>2.3</u>	<u>20.4</u>
25. Forced Outage Hours	<u>.0</u>	<u>86.1</u>	<u>11,153.2</u>

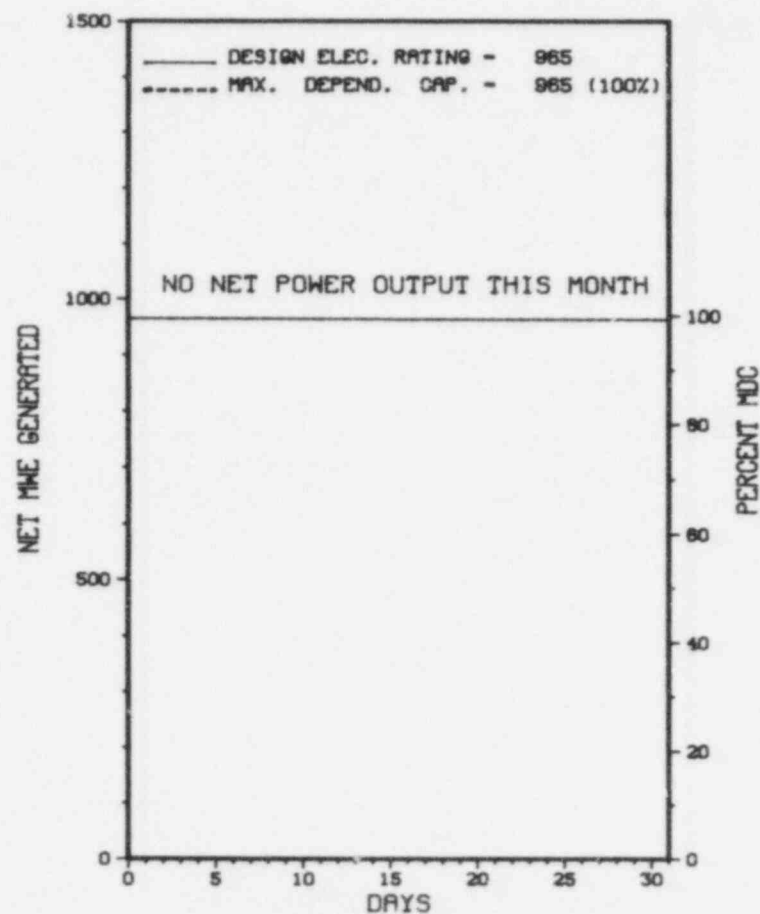
26. Shutdowns Sched Over Next 6 Months (Type, Date, Duration): NONE

27. If Currently Shutdown Estimated Startup Date: 09/15/85

 * INDIAN POINT 3 *

AVERAGE DAILY POWER LEVEL (MWe) PLOT

INDIAN POINT 3



JULY 1985

Report Period JUL 1985

UNIT SHUTDOWNS / REDUCTIONS

 * INDIAN POINT 3 *

No.	Date	Type	Hours	Reason	Method	LER Number	System	Component	Cause & Corrective Action to Prevent Recurrence
06	06/08/85	S	744.0	C	4		RC	FUELXX	UNIT IN A SCHEDULED CYCLE IV - V REFUELING OUTAGE.

 * SUMMARY *

INDIAN POINT 3 REMAINS SHUTDOWN IN A CONTINUING REFUELING/MAINTENANCE OUTAGE.

Type	Reason	Method	System & Component
F-Forced	A-Equip Failure	F-Admin	1-Manual
S-Sched	B-Maint or Test	G-Oper Error	2-Manual Scram
	C-Refueling	H-Other	3-Auto Scram
	D-Regulatory Restriction		4-Continued
	E-Operator Training		5-Reduced Load
	& License Examination		9-Other
			Exhibit F & H
			Instructions for
			Preparation of
			Data Entry Sheet
			Licensee Event Report
			(LER) File (NUREG-0161)

* INDIAN POINT 3 *

FACILITY DATA

Report Period JUL 1985

FACILITY DESCRIPTION

LOCATION
STATE.....NEW YORK
COUNTY.....WESTCHESTER
DIST AND DIRECTION FROM
NEAREST POPULATION CTR...25 MI N OF
NEW YORK CITY, NY
TYPE OF REACTOR.....PWR
DATE INITIAL CRITICALITY...APRIL 6, 1976
DATE ELEC ENER 1ST GENER...APRIL 27, 1976
DATE COMMERCIAL OPERATE...AUGUST 30, 1976
CONDENSER COOLING METHOD...ONCE THRU
CONDENSER COOLING WATER...HUDSON RIVER
ELECTRIC RELIABILITY
COUNCIL.....NORTHEAST POWER
COORDINATING COUNCIL

UTILITY & CONTRACTOR INFORMATION

UTILITY
LICENSEE.....POWER AUTHORITY OF STATE OF N.Y.
CORPORATE ADDRESS.....10 COLUMBUS CIRCLE
NEW YORK, NEW YORK 10019
CONTRACTOR
ARCHITECT/ENGINEER.....UNITED ENG. & CONSTRUCTORS
NUC STEAM SYS SUPPLIER...WESTINGHOUSE
CONSTRUCTOR.....WESTINGHOUSE DEVELOPMENT CORP
TURBINE SUPPLIER.....WESTINGHOUSE

REGULATORY INFORMATION

IE REGION RESPONSIBLE.....I
IE RESIDENT INSPECTOR.....P. KOLTAY
LICENSING PROJ MANAGER.....D. NEIGHBORS
DOCKET NUMBER.....50-286
LICENSE & DATE ISSUANCE...DPR-64, APRIL 5, 1976
PUBLIC DOCUMENT ROOM.....WHITE PLAINS PUBLIC LIBRARY
100 MARTINE AVENUE
WHITE PLAINS, NEW YORK 10601

I N S P E C T I O N S T A T U S

INSPECTION SUMMARY

NO INSPECTION INPUT PROVIDED.

ENFORCEMENT SUMMARY

NONE

OTHER ITEMS

SYSTEMS AND COMPONENTS:

NO INPUT PROVIDED.

FACILITY ITEMS (PLANS AND PROCEDURES):

NO INPUT PROVIDED.

Report Period JUL 1985

INSPECTION STATUS - (CONTINUED)

* INDIAN POINT 3 *

OTHER ITEMS

MANAGERIAL ITEMS:

NO INPUT PROVIDED.

PLANT STATUS:

NO INPUT PROVIDED.

LAST IE SITE INSPECTION DATE: NO INPUT PROVIDED.

INSPECTION REPORT NO: NO INPUT PROVIDED.

REPORTS FROM LICENSEE

NUMBER	DATE OF EVENT	DATE OF REPORT	SUBJECT
--------	------------------	-------------------	---------

NO INPUT PROVIDED.

1. Docket: 50-305 O P E R A T I N G S T A T U S

2. Reporting Period: 07/01/85 Outage + On-line Hrs: 744.0

3. Utility Contact: G.RUITER (414) 388-2560 X207

4. Licensed Thermal Power (MWt): 1650

5. Nameplate Rating (Gross MWe): 622 X 0.9 = 560

6. Design Electrical Rating (Net MWe): 535

7. Maximum Dependable Capacity (Gross MWe): 529

8. Maximum Dependable Capacity (Net MWe): 503

9. If Changes Occur Above Since Last Report, Give Reasons:

NONE

10. Power Level To Which Restricted, If Any (Net MWe):

11. Reasons for Restrictions, If Any:

NONE

	MONTH	YEAR	CUMULATIVE
12. Report Period Hrs	<u>744.0</u>	<u>5,087.0</u>	<u>97,536.0</u>
13. Hours Reactor Critical	<u>744.0</u>	<u>3,624.3</u>	<u>82,374.9</u>
14. Rx Reserve Shtdwn Hrs	<u>.0</u>	<u>.0</u>	<u>2,330.5</u>
15. Hrs Generator On-Line	<u>744.0</u>	<u>3,567.7</u>	<u>80,928.6</u>
16. Unit Reserve Shtdwn Hrs	<u>.0</u>	<u>.0</u>	<u>10.0</u>
17. Gross Therm Ener (MWH)	<u>1,218,713</u>	<u>5,788,667</u>	<u>126,855,791</u>
18. Gross Elec Ener (MWH)	<u>406,800</u>	<u>1,934,500</u>	<u>41,791,800</u>
19. Net Elec Ener (MWH)	<u>387,658</u>	<u>1,843,973</u>	<u>39,786,009</u>
20. Unit Service Factor	<u>100.0</u>	<u>70.5</u>	<u>83.0</u>
21. Unit Avail Factor	<u>100.0</u>	<u>70.5</u>	<u>83.0</u>
22. Unit Cap Factor (MDC Net)	<u>103.6</u>	<u>72.1</u>	<u>78.7*</u>
23. Unit Cap Factor (DER Net)	<u>97.4</u>	<u>67.8</u>	<u>76.2</u>
24. Unit Forced Outage Rate	<u>.0</u>	<u>.0</u>	<u>3.4</u>
25. Forced Outage Hours	<u>.0</u>	<u>.0</u>	<u>2,745.4</u>

26. Shutdowns Sched Over Next 6 Months (Type, Date, Duration):

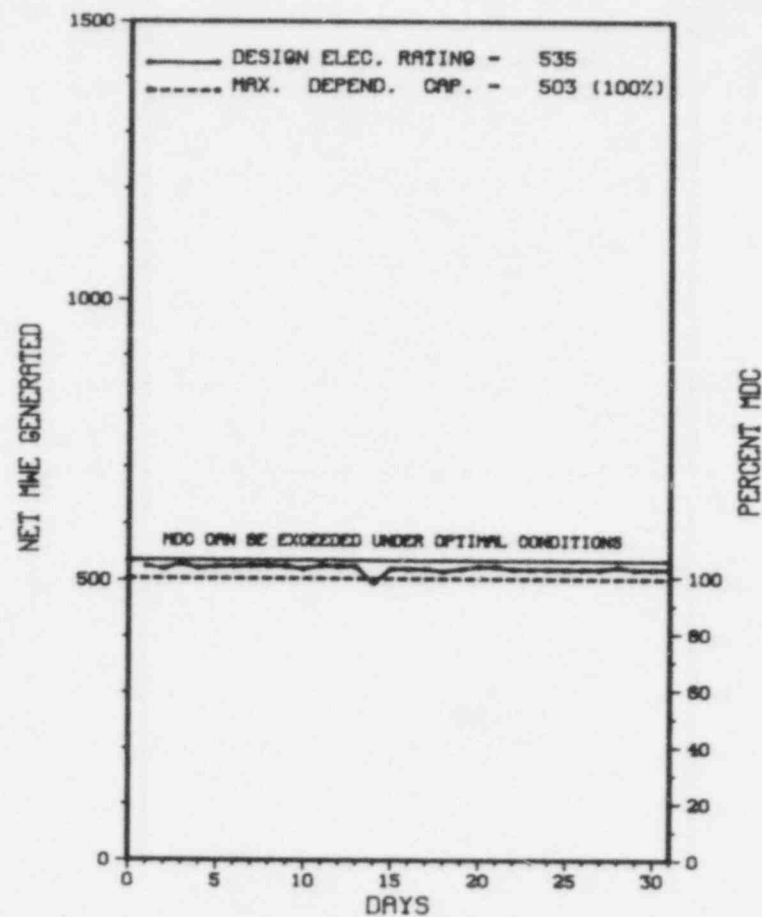
NONE

27. If Currently Shutdown Estimated Startup Date: N/A

* KEWAUNEE *

AVERAGE DAILY POWER LEVEL (MWe) PLOT

KEWAUNEE



JULY 1985

* Item calculated with a Weighted Average

Report Period JUL 1985

UNIT SHUTDOWNS / REDUCTIONS

* KEWAUNEE *

No.	Date	Type	Hours	Reason	Method	LER Number	System Component	Cause & Corrective Action to Prevent Recurrence
-----	------	------	-------	--------	--------	------------	------------------	---

NONE

* SUMMARY *

KEWAUNEE OPERATED AT FULL POWER DURING THE JULY REPORT PERIOD.

Type	Reason	Method	System & Component	
F-Forced	A-Equip Failure	F-Admin	1-Manual	Exhibit F & H
S-Sched	B-Maint or Test	G-Oper Error	2-Manual Scram	Instructions for
	C-Refueling	H-Other	3-Auto Scram	Preparation of
	D-Regulatory Restriction		4-Continued	Data Entry Sheet
	E-Operator Training		5-Reduced Load	Licensee Event Report
	& License Examination		9-Other	(LER) File (NUREG-0161)

* Kewaunee *

FACILITY DATA

Report Period JUL 1985

FACILITY DESCRIPTION

LOCATION
STATE.....WISCONSIN
COUNTY.....KEWAUNEE
DIST AND DIRECTION FROM
NEAREST POPULATION CTR...27 MI E OF
GREEN BAY, WI.
TYPE OF REACTOR.....PWR
DATE INITIAL CRITICALITY...MARCH 7, 1974
DATE ELEC ENER 1ST GENER...APRIL 8, 1974
DATE COMMERCIAL OPERATE...JUNE 16, 1974
CONDENSER COOLING METHOD...ONCE THRU
CONDENSER COOLING WATER...LAKE MICHIGAN
ELECTRIC RELIABILITY
COUNCIL.....MID-AMERICA
INTERPOOL NETWORK

UTILITY & CONTRACTOR INFORMATION

UTILITY
LICENSEE.....WISCONSIN PUBLIC SERVICE
CORPORATE ADDRESS.....P.O. BOX 19002
GREEN BAY, WISCONSIN 54307
CONTRACTOR
ARCHITECT/ENGINEER.....PIONEER SERVICES & ENGINEERING
NUC STEAM SYS SUPPLIER...WESTINGHOUSE
CONSTRUCTOR.....PIONEER SERVICES & ENGINEERING
TURBINE SUPPLIER.....WESTINGHOUSE

REGULATORY INFORMATION

IE REGION RESPONSIBLE.....III
IE RESIDENT INSPECTOR.....R. NELSON
LICENSING PROJ MANAGER....M. FAIRFILL
DOCKET NUMBER.....50-305
LICENSE & DATE ISSUANCE...DPR-43, DECEMBER 21, 1973
PUBLIC DOCUMENT ROOM.....UNIVERSITY OF WISCONSIN
LIBRARY LEARNING CENTER
2420 NICOLET DRIVE
GREEN BAY, WISCONSIN 54301

INSPECTION STATUS

INSPECTION SUMMARY

NONE

ENFORCEMENT SUMMARY

BACKGROUND SCREENING WAS NOT ADEQUATELY COMPLETED FOR SOME UNESCORTED PERSONNEL.
(8500 5)

OTHER ITEMS

SYSTEMS AND COMPONENT PROBLEMS:

NONE

FACILITY ITEMS (PLANS AND PROCEDURES):

INSPECTION STATUS - (CONTINUED)

OTHER ITEMS

MANAGERIAL ITEMS:

NONE

PLANT STATUS:

THE PLANT IS OPERATING NORMALLY.

LAST IE SITE INSPECTION DATE: AUGUST 16 - OCTOBER 15, 1985

INSPECTION REPORT NO: 85013

REPORTS FROM LICENSEE

NUMBER	DATE OF EVENT	DATE OF REPORT	SUBJECT
85-14	06/15/85	07/15/85	INADEQUATE IMPLEMENTATION OF ADMINISTRATIVE CONTROLS
85-15	06/17/85	07/17/85	INADEQUATE DOCUMENTATION TO SUPPORT SEISMIC QUALIFICATION OF DIESEL GENERATOR DIFFERENTIAL RELAYS

1. Docket: 50-409 O P E R A T I N G S T A T U S

2. Reporting Period: 07/01/85 Outage + On-line Hrs: 744.0

3. Utility Contact: L. S. GOODMAN (608) 689-2331

4. Licensed Thermal Power (Mwt): 165

5. Nameplate Rating (Gross MWe): 76.8 X 0.85 = 65

6. Design Electrical Rating (Net MWe): 50

7. Maximum Dependable Capacity (Gross MWe): 50

8. Maximum Dependable Capacity (Net MWe): 48

9. If Changes Occur Above Since Last Report, Give Reasons:
NONE

10. Power Level To Which Restricted, If Any (Net MWe): _____

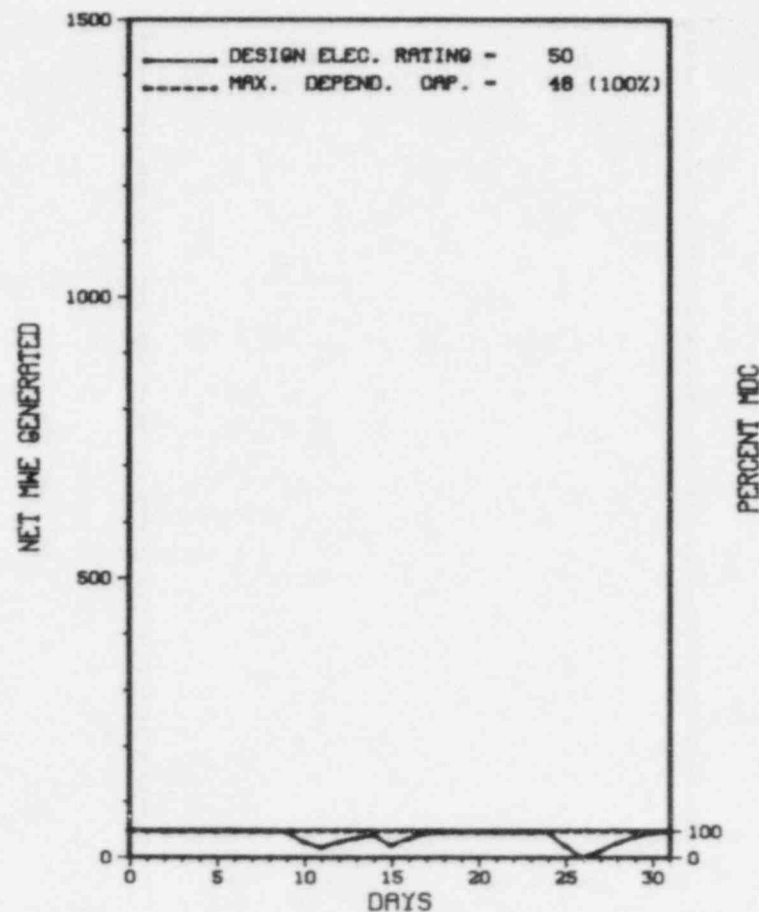
11. Reasons for Restrictions, If Any: _____
NONE

	MONTH	YEAR	CUMULATIVE
12. Report Period Hrs	<u>744.0</u>	<u>5,087.0</u>	<u>138,050.0</u>
13. Hours Reactor Critical	<u>719.6</u>	<u>4,154.4</u>	<u>92,335.8</u>
14. Rx Reserve Shtdwn Hrs	<u>.0</u>	<u>.0</u>	<u>478.0</u>
15. Hrs Generator On-Line	<u>702.8</u>	<u>4,038.6</u>	<u>85,942.2</u>
16. Unit Reserve Shtdwn Hrs	<u>.0</u>	<u>.0</u>	<u>79.0</u>
17. Gross Therm Ener (MWH)	<u>100,732</u>	<u>566,249</u>	<u>11,913,641</u>
18. Gross Elec Ener (MWH)	<u>30,299</u>	<u>174,213</u>	<u>3,569,824</u>
19. Net Elec Ener (MWH)	<u>28,386</u>	<u>163,089</u>	<u>3,308,928</u>
20. Unit Service Factor	<u>94.5</u>	<u>79.4</u>	<u>62.3</u>
21. Unit Avail Factor	<u>94.5</u>	<u>79.4</u>	<u>62.3</u>
22. Unit Cap Factor (MDC Net)	<u>79.5</u>	<u>66.8</u>	<u>49.9</u>
23. Unit Cap Factor (DER Net)	<u>76.3</u>	<u>64.1</u>	<u>47.9</u>
24. Unit Forced Outage Rate	<u>5.5</u>	<u>3.1</u>	<u>9.9</u>
25. Forced Outage Hours	<u>41.2</u>	<u>127.9</u>	<u>8,481.7</u>
26. Shutdowns Sched Over Next 6 Months (Type, Date, Duration): <u>NONE</u>			

27. If Currently Shutdown Estimated Startup Date: N/A

* LA CROSSE *

AVERAGE DAILY POWER LEVEL (MWe) PLOT
LA CROSSE



JULY 1985

Report Period JUL 1985

UNIT SHUTDOWNS / REDUCTIONS

* LA CROSSE *

No.	Date	Type	Hours	Reason	Method	LER Number	System	Component	Cause & Corrective Action to Prevent Recurrence
85-05	07/10/85	F	0.0	A	5		CB	INSTRU	POWER DECREASED FROM 97% TO 65% WHEN THE 1A FORCED CIRCULATION PUMP DISCHARGE VALVE CLOSED WHEN A SPURIOUS HIGH DIFFERENTIAL LOOP TEMPERATURE SIGNAL OCCURRED. POWER WAS MANUALLY REDUCED BELOW 50%.
85-06	07/14/85	F	0.0	A	5		HH	PIPEXX	MANUAL SHUTDOWN WAS COMMENCED DUE TO A SMALL STEAM LEAK AT NO. 3 FEEDWATER HEATER. THE LEAK WAS TEMPORARILY PATCHED AND POWER WAS RE-ESCALATED.
85-07	07/25/85	F	41.2	A	3	85-14	RB	ELECON	REACTOR SHUTDOWN AUTOMATICALLY DUE TO A GROUND IN THE GAS PRESSURE SCRAM CIRCUIT ON CONTROL ROD DRIVE MECHANISM NO. 8.

* SUMMARY *

LACROSSE OPERATED WITH 2 REDUCTIONS AND 1 OUTAGE DURING THE JULY REPORT PERIOD.

Type	Reason	Method	System & Component
F-Forced	A-Equip Failure	1-Manual	Exhibit F & H
S-Sched	B-Maint or Test	2-Manual Scram	Instructions for
	C-Refueling	3-Auto Scram	Preparation of
	D-Regulatory Restriction	4-Continued	Data Entry Sheet
	E-Operator Training	5-Reduced Load	Licensee Event Report
	& License Examination	9-Other	(LER) File (NUREG-0161)

* LA CROSSE *

FACILITY DATA

Report Period JUL 1985

FACILITY DESCRIPTION

LOCATION
STATE.....WISCONSIN

COUNTY.....VERNON

DIST AND DIRECTION FROM
NEAREST POPULATION CTR...19 MI S OF
LACROSSE, WISC

TYPE OF REACTOR.....BWR

DATE INITIAL CRITICALITY...JULY 11, 1967

DATE ELEC ENER 1ST GENER...APRIL 26, 1968

DATE COMMERCIAL OPERATE...NOVEMBER 1, 1969

CONDENSER COOLING METHOD...ONCE THRU

CONDENSER COOLING WATER...MISSISSIPPI RIVER

ELECTRIC RELIABILITY
COUNCIL.....MID-CONTINENT AREA
RELIABILITY COORDINATION
AGREEMENT

UTILITY & CONTRACTOR INFORMATION

UTILITY
LICENSEE.....DAIRYLAND POWER

CORPORATE ADDRESS.....2615 EAST AVENUE SOUTH
LACROSSE, WISCONSIN 54601

CONTRACTOR
ARCHITECT/ENGINEER.....SARGENT & LUNDY

NUC STEAM SYS SUPPLIER...ALLIS-CHALMERS

CONSTRUCTOR.....MAXON CONSTRUCTION COMPANY

TURBINE SUPPLIER.....ALLIS-CHALMERS

REGULATORY INFORMATION

IE REGION RESPONSIBLE.....III

IE RESIDENT INSPECTOR.....I. VILLALVA

LICENSING PROJ MANAGER.....J. STANG
DOCKET NUMBER.....50-409

LICENSE & DATE ISSUANCE....DPR-45, AUGUST 28, 1973

PUBLIC DOCUMENT ROOM.....LA CROSSE PUBLIC LIBRARY
800 MAIN STREET
LA CROSSE, WISCONSIN 54601

INSPECTION STATUS

INSPECTION SUMMARY

INSPECTION ON JUNE 10-14 (85011): ROUTINE, UNANNOUNCED SAFETY INSPECTION OF SURVEILLANCE OF CORE THERMAL POWER DISTRIBUTION LIMITS; CORE THERMAL POWER EVALUATION; DETERMINATION OF REACTOR SHUTDOWN MARGIN; NUCLEAR INSTRUMENTATION TESTING AND CALIBRATION; CONTROL ROD SEQUENCES AND REACTIVITY CHECKS; AND CONTROL ROD SCRAM TIME TESTING. THE INSPECTION INVOLVED A TOTAL OF 40 INSPECTOR-HOURS ONSITE BY ONE NRC INSPECTOR INCLUDING FOUR INSPECTOR-HOURS ONSITE DURING OFF-SHIFTS. OF THE SIX AREAS INSPECTED, NO VIOLATIONS OR DEVIATIONS WERE IDENTIFIED.

ENFORCEMENT SUMMARY

NONE

OTHER ITEMS

SYSTEMS AND COMPONENT PROBLEMS:

NONE

Report Period JUL 1985

I N S P E C T I O N S T A T U S - (CONTINUED)

* LA CROSSE *

OTHER ITEMS

FACILITY ITEMS (PLANS AND PROCEDURES):

NONE

MANAGERIAL ITEMS:

NONE

PLANT STATUS:

OPERATING ROUTINELY.

LAST IE SITE INSPECTION DATE: JULY 8 - 11, 1985

INSPECTION REPORT NO: 85013

R E P O R T S F R O M L I C E N S E E

```
=====
NUMBER    DATE OF    DATE OF    SUBJECT
          EVENT     REPORT
-----
85-13     07/01/85   07/23/85   1A HIGH PRESSURE SERVICE WATER DIESEL SURVEILLANCE TEST FAILURE
=====
```

1. Docket: 50-373 O P E R A T I N G S T A T U S

2. Reporting Period: 07/01/85 Outage + On-line Hrs: 744.0

3. Utility Contact: RANDY S. DUS (815) 357-6761 X324

4. Licensed Thermal Power (Mwt): 3323

5. Nameplate Rating (Gross MWe): 1078

6. Design Electrical Rating (Net MWe): 1078

7. Maximum Dependable Capacity (Gross MWe): 1078

8. Maximum Dependable Capacity (Net MWe): 1036

9. If Changes Occur Above Since Last Report, Give Reasons:

NONE

10. Power Level To Which Restricted, If Any (Net MWe):

11. Reasons for Restrictions, If Any:

NONE

	MONTH	YEAR	CUMULATIVE
12. Report Period Hrs	<u>744.0</u>	<u>5,087.0</u>	<u>13,871.0</u>
13. Hours Reactor Critical	<u>370.8</u>	<u>3,879.5</u>	<u>10,159.5</u>
14. Rx Reserve Shtdwn Hrs	<u>373.2</u>	<u>476.0</u>	<u>1,640.9</u>
15. Hrs Generator On-Line	<u>351.5</u>	<u>3,726.0</u>	<u>9,781.0</u>
16. Unit Reserve Shtdwn Hrs	<u>.0</u>	<u>.0</u>	<u>1.0</u>
17. Gross Therm Ener (MWH)	<u>847,778</u>	<u>10,290,841</u>	<u>33,250,148</u>
18. Gross Elec Ener (MWH)	<u>266,164</u>	<u>3,375,933</u>	<u>8,846,576</u>
19. Net Elec Ener (MWH)	<u>249,325</u>	<u>3,244,270</u>	<u>8,450,479</u>
20. Unit Service Factor	<u>47.2</u>	<u>73.2</u>	<u>70.5</u>
21. Unit Avail Factor	<u>47.2</u>	<u>73.2</u>	<u>70.5</u>
22. Unit Cap Factor (MDC Net)	<u>32.3</u>	<u>61.6</u>	<u>58.8</u>
23. Unit Cap Factor (DER Net)	<u>31.1</u>	<u>59.2</u>	<u>56.5</u>
24. Unit Forced Outage Rate	<u>52.8</u>	<u>26.8</u>	<u>19.9</u>
25. Forced Outage Hours	<u>392.5</u>	<u>1,361.0</u>	<u>2,434.1</u>

26. Shutdowns Sched Over Next 6 Months (Type, Date, Duration):

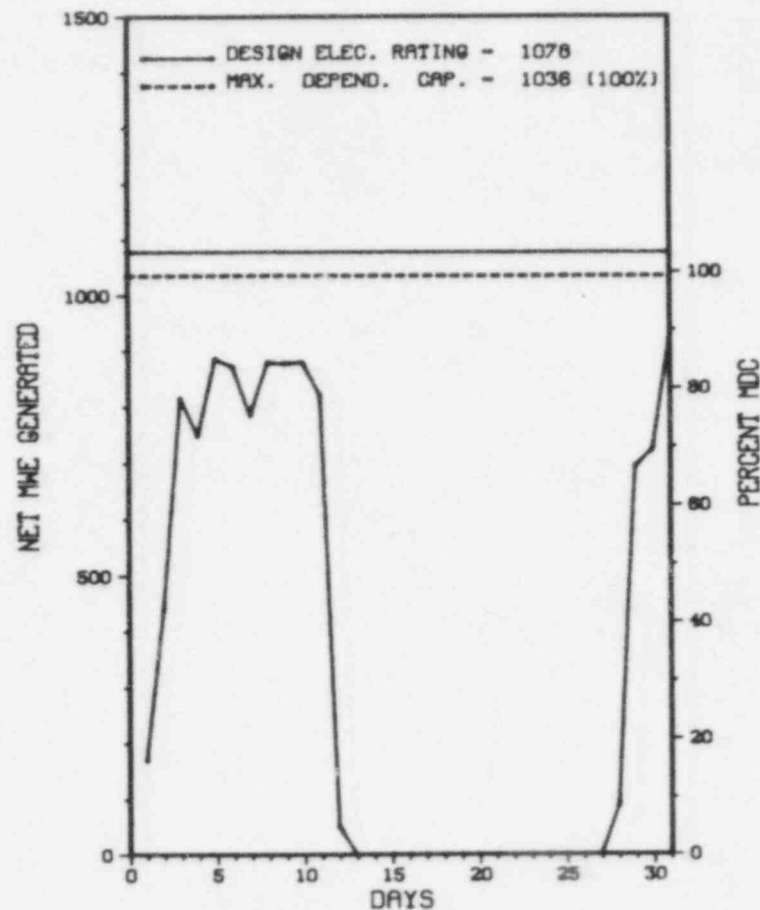
REFUELING, MAINTENANCE, MODS.: 09/03/85 - 6 MOS

27. If Currently Shutdown Estimated Startup Date: N/A

* LASALLE 1 *

AVERAGE DAILY POWER LEVEL (MWe) PLOT

LASALLE 1



JULY 1985

Report Period JUL 1985

UNIT SHUTDOWNS / REDUCTIONS

 * LASALLE 1 *

No.	Date	Type	Hours	Reason	Method	LER Number	System Component	Cause & Corrective Action to Prevent Recurrence
14	06/29/85	F	2.5	A	4			CONTINUATION OF OUTAGE FROM PREVIOUS MONTH.
15	07/12/85	F	390.0	A	2			UNIT SHUTDOWN DUE TO INOPERABLE SUPPRESSION POOL SPRAY VALVE 1E12-F027B.

***** LASALLE 1 OPERATED WITH 2 OUTAGES FOR EQUIPMENT FAILURE IN JULY.

* SUMMARY *

Type	Reason	Method	System & Component
F-Forced	A-Equip Failure	1-Manual	Exhibit F & H
S-Sched	B-Maint or Test	2-Manual Scram	Instructions for
	C-Refueling	3-Auto Scram	Preparation of
	D-Regulatory Restriction	4-Continued	Data Entry Sheet
	E-Operator Training	5-Reduced Load	Licensee Event Report
	& License Examination	9-Other	(LER) File (NUREG-0161)

* LASALLE 1 *

FACILITY DATA

Report Period JUL 1985

FACILITY DESCRIPTION

LOCATION
STATE.....ILLINOIS
COUNTY.....LA SALLE
DIST AND DIRECTION FROM
NEAREST POPULATION CTR...11 MI SE OF
OTTAWA, ILL
TYPE OF REACTOR.....BWR
DATE INITIAL CRITICALITY...JUNE 21, 1982
DATE ELEC ENER 1ST GENER...SEPTEMBER 4, 1982
DATE COMMERCIAL OPERATE...JANUARY 1, 1984
CONDENSER COOLING METHOD...POND
CONDENSER COOLING WATER...RESERVOIR
ELECTRIC RELIABILITY
COUNCIL.....MID-AMERICA
INTERPOOL NETWORK

UTILITY & CONTRACTOR INFORMATION

UTILITY
LICENSEE.....COMMONWEALTH EDISON
CORPORATE ADDRESS.....P.O. BOX 767
CHICAGO, ILLINOIS 60690
CONTRACTOR
ARCHITECT/ENGINEER.....SARGENT & LUNDY
NUC STEAM SYS SUPPLIER...GENERAL ELECTRIC
CONSTRUCTOR.....COMMONWEALTH EDISON
TURBINE SUPPLIER.....GENERAL ELECTRIC

REGULATORY INFORMATION

IE REGION RESPONSIBLE.....III
IE RESIDENT INSPECTOR.....M. JORDAN
LICENSING PROJ MANAGER.....A. BOURNIA
DOCKET NUMBER.....50-373
LICENSE & DATE ISSUANCE...NPF-11, AUGUST 13, 1982
PUBLIC DOCUMENT ROOM.....ILLINOIS VALLEY COMMUNITY COLLEGE
RURAL ROUTE NO. 1
OGLESBY, ILLINOIS 16348

I N S P E C T I O N S T A T U S

INSPECTION SUMMARY

INSPECTION ON JUNE 18-21 (85018; 85019): ROUTINE UNANNOUNCED INSPECTION OF GASEOUS AND LIQUID RADIOACTIVE PROGRAMS INCLUDING: EFFLUENT RELEASES; RECORDS AND REPORTS OF EFFLUENTS; EFFLUENT CONTROL INSTRUMENTATION; PROCEDURES FOR CONTROLLING RELEASES; REACTOR COOLANT CHEMISTRY AND ACTIVITY; AND GASEOUS EFFLUENT FILTRATION. THE INSPECTION INVOLVED 41 INSPECTOR-HOURS ONSITE BY ONE NRC INSPECTOR. NO VIOLATIONS WERE IDENTIFIED.

ENFORCEMENT SUMMARY

NONE

OTHER ITEMS

SYSTEMS AND COMPONENT PROBLEMS:

NONE

INSPECTION STATUS - (CONTINUED)

```

XXXXXXXXXXXXXXXXXXXXXXXXXXXXXXXXXXXXXXXXXXXX
X          LASALLE 1          X
XXXXXXXXXXXXXXXXXXXXXXXXXXXXXXXXXXXXXXXXXXXX

```

FACILITY ITEMS (PLANS AND PROCEDURES):

MANAGERIAL ITEMS:

PLANT STATUS:

OPERATING NORMALLY.

LAST IE SITE INSPECTION DATE: AUGUST 12 - 13, 1985

INSPECTION REPORT NO: 85026

REPORTS FROM LICENSEE

NUMBER	DATE OF EVENT	DATE OF REPORT	SUBJECT
85-45	05/31/85	06/26/85	MANUAL SCRAM DUE TO LOSS OF CIRCULATING WATER LOSS OF BOTH DIESEL FIRE PUMPS
85-46	06/19/85	07/01/85	
85-47	06/10/85	07/03/85	MISSED OFF GAS HYDROGEN SAMPLE
85-48	06/14/85	07/10/85	"A" RHR SERVICE WATER PRM INOP. SAMPLE MISSED
85-49	06/25/85	07/23/85	CHLORINE DETECTOR ACTUATION
85-50	06/26/85	07/24/85	AMMONIA AND CHLORINE/DETECTOR ESF ACTUATIONS
85-51	06/27/85	07/25/85	CHLORINE DETECTOR ACTUATION
85-52	06/29/85	07/26/85	MANUAL SCRAM FOLLOWING LOSS OF BOTH CRD PUMPS

1. Docket: 50-374 O P E R A T I N G S T A T U S

2. Reporting Period: 07/01/85 Outage + On-line Hrs: 744.0

3. Utility Contact: RANDY S. DUS (815) 357-6761 X324

4. Licensed Thermal Power (Mwt): 3323

5. Nameplate Rating (Gross MWe): 1078

6. Design Electrical Rating (Net MWe): 1078

7. Maximum Dependable Capacity (Gross MWe): 1078

8. Maximum Dependable Capacity (Net MWe): 1036

9. If Changes Occur Above Since Last Report, Give Reasons:

10. Power Level To Which Restricted, If Any (Net MWe): _____

11. Reasons for Restrictions, If Any: _____

NONE

	MONTH	YEAR	CUMULATIVE
12. Report Period Hrs	<u>744.0</u>	<u>5,087.0</u>	<u>4,863.0</u>
13. Hours Reactor Critical	<u>266.6</u>	<u>1,666.4</u>	<u>3,278.2</u>
14. Rx Reserve Shtdwn Hrs	<u>.0</u>	<u>.0</u>	<u>125.2</u>
15. Hrs Generator On-Line	<u>231.7</u>	<u>1,629.0</u>	<u>3,166.4</u>
16. Unit Reserve Shtdwn Hrs	<u>.0</u>	<u>.0</u>	<u>.0</u>
17. Gross Therm Ener (MWH)	<u>493,368</u>	<u>4,875,753</u>	<u>9,388,345</u>
18. Gross Elec Ener (MWH)	<u>156,348</u>	<u>1,616,726</u>	<u>3,101,721</u>
19. Net Elec Ener (MWH)	<u>141,584</u>	<u>1,515,220</u>	<u>2,907,337</u>
20. Unit Service Factor	<u>31.1</u>	<u>32.0</u>	<u>46.1</u>
21. Unit Avail Factor	<u>31.1</u>	<u>32.0</u>	<u>46.1</u>
22. Unit Cap Factor (MDC Net)	<u>18.4</u>	<u>28.8</u>	<u>40.9</u>
23. Unit Cap Factor (DER Net)	<u>17.7</u>	<u>27.6</u>	<u>39.3</u>
24. Unit Forced Outage Rate	<u>.0</u>	<u>.0</u>	<u>7.0</u>
25. Forced Outage Hours	<u>.0</u>	<u>.0</u>	<u>238.6</u>

26. Shutdowns Sched Over Next 6 Months (Type, Date, Duration):

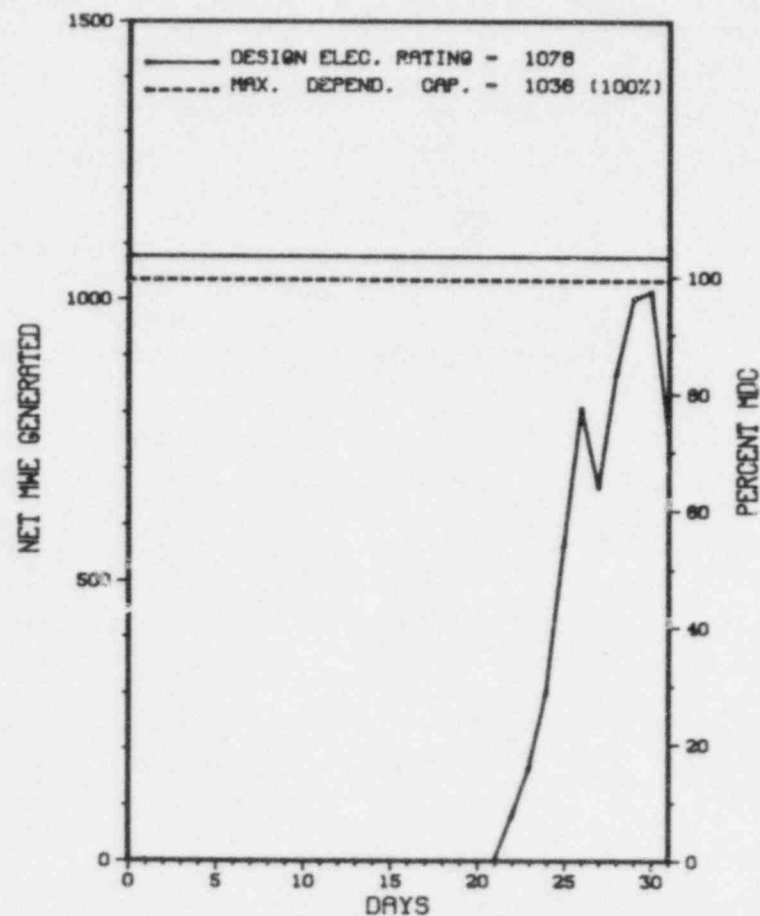
NONE

27. If Currently Shutdown Estimated Startup Date: N/A

 * LASALLE 2 *

AVERAGE DAILY POWER LEVEL (MWe) PLOT

LASALLE 2



JULY 1985

Report Period JUL 1985

UNIT SHUTDOWNS / REDUCTIONS

* LASALLE 2 *

No.	Date	Type	Hours	Reason	Method	LER Number	System	Component	Cause & Corrective Action to Prevent Recurrence
3	02/28/85	S	512.3	B	4				MAINTENANCE AND SURVEILLANCE OUTAGE CONTINUED FROM FEBRUARY.
4	07/22/85	F	0.0	A	5				TURBINE TRIP DUE TO HIGH LEVEL IN MSR DRAIN TANK.
5	07/23/85	S	0.0	B	5				TOOK TURBINE OFF FOR RCIC SURVEILLANCE.

***** LASALLE 2 RETURNED ONLINE FROM MAINTENANCE/SURVEILLANCE ON JULY 22ND AND OPERATED WITH 2 REDUCTIONS
* SUMMARY *
***** DURING JULY.

Type	Reason	Method	System & Component
F-Forced	A-Equip Failure	F-Admin	Exhibit F & H
S-Sched	B-Maint or Test	G-Oper Error	Instructions for
	C-Refueling	H-Other	Preparation of
	D-Regulatory Restriction		Data Entry Sheet
	E-Operator Training		Licensee Event Report
	& License Examination		(LER) File (NUREG-0161)

* LASALLE 2 *

FACILITY DATA

Report Period JUL 1985

FACILITY DESCRIPTION

LOCATION
STATE.....ILLINOIS
COUNTY.....LA SALLE
DIST AND DIRECTION FROM
NEAREST POPULATION CTR...11 MI SE OF
OTTAWA, ILL
TYPE OF REACTOR.....BWR
DATE INITIAL CRITICALITY...MARCH 10, 1984
DATE ELEC ENER 1ST GENER...APRIL 20, 1984
DATE COMMERCIAL OPERATE...OCTOBER 19, 1984
CONDENSER COOLING METHOD...POND
CONDENSER COOLING WATER...RESERVOIR
ELECTRIC RELIABILITY
COUNCIL.....MID-AMERICA
INTERPOOL NETWORK

UTILITY & CONTRACTOR INFORMATION

UTILITY
LICENSEE.....COMMONWEALTH EDISON
CORPORATE ADDRESS.....P.O. BOX 767
CHICAGO, ILLINOIS 60690
CONTRACTOR
ARCHITECT/ENGINEER.....SARGENT & LUNDY
NUC STEAM SYS SUPPLIER...GENERAL ELECTRIC
CONSTRUCTOR.....COMMONWEALTH EDISON
TURBINE SUPPLIER.....GENERAL ELECTRIC

REGULATORY INFORMATION

IE REGION RESPONSIBLE.....III
IE RESIDENT INSPECTOR.....M. JORDAN
LICENSING PROJ MANAGER.....A. BOURNIA
DOCKET NUMBER.....50-374
LICENSE & DATE ISSUANCE...NPF-18, MARCH 23, 1984
PUBLIC DOCUMENT ROOM.....ILLINOIS VALLEY COMMUNITY COLLEGE
RURAL ROUTE NO. 1
OGLESBY, ILLINOIS 16348

INSPECTION STATUS

INSPECTION SUMMARY

INSPECTION ON JUNE 18-21 (85018; 85019): ROUTINE UNANNOUNCED INSPECTION OF GASEOUS AND LIQUID RADIOACTIVE PROGRAMS INCLUDING: EFFLUENT RELEASES; RECORDS AND REPORTS OF EFFLUENTS; EFFLUENT CONTROL INSTRUMENTATION; PROCEDURES FOR CONTROLLING RELEASES; REACTOR COOLANT CHEMISTRY AND ACTIVITY; AND GASEOUS EFFLUENT FILTRATION. THE INSPECTION INVOLVED 41 INSPECTOR-HOURS ONSITE BY ONE NRC INSPECTOR. NO VIOLATIONS WERE IDENTIFIED.

ENFORCEMENT SUMMARY

NONE

OTHER ITEMS

SYSTEMS AND COMPONENT PROBLEMS:

NONE

Report Period JUL 1985

INSPECTION STATUS - (CONTINUED)

* LASALLE 2 *

OTHER ITEMS

FACILITY ITEMS (PLANS AND PROCEDURES):

NONE

MANAGERIAL ITEMS:

THE LICENSEE IS REORGANIZING THE STATION MANNING CHART. NEW TITLES AND RESPONSIBILITIES ARE BEING ESTABLISHED. A TECH SPEC CHANGES IS BEING PREPARED TO IDENTIFY THIS NEW STATION MANNING SIBILITIES.

PLANT STATUS:

OPERATING NORMALLY.

LAST IE SITE INSPECTION DATE: AUGUST 12 - 13, 1985

INSPECTION REPORT NO: 85027

REPORTS FROM LICENSEE

NUMBER	DATE OF EVENT	DATE OF REPORT	SUBJECT
85-22	05/10/85	07/10/85	UNIT 2 REACTOR SCRAM
85-24	05/31/85	06/19/85	GROUP I ISOLATION FROM LOW CONDENSER VACUUM
85-28	06/04/85	06/26/85	CRD LOW HEADER PRESSURE SCRAM
85-29	06/10/85	07/08/85	REACTOR VESSEL LEVEL SWITCH PIPED BACKWARDS
85-30	06/26/85	07/09/85	PARTIAL GROUP II ISOLATION DURING BYPASS LEAKAGE TEST
85-31	06/22/85	07/17/85	RHR S/D COOLING HIGH SUCTION FLOW ISOLATION SWITCH INOPERABLE
85-32	07/01/85	07/22/85	UNIT 2 LEAK DETECTION DIVISION 1 AND 2 RHR DELTA T
85-34	06/25/85	07/25/85	TEMPORARY VOLTAGE DEGRADATION DURING 237X TRANSFORMER FAILURE

1. Docket: 50-352 O P E R A T I N G S T A T U S

2. Reporting Period: 07/01/85 Outage + On-line Hrs: 744.0

3. Utility Contact: BILL ALDEN (215) 841-5022

4. Licensed Thermal Power (MWh): 3293

5. Nameplate Rating (Gross MWe): 1092

6. Design Electrical Rating (Net MWe): 1055

7. Maximum Dependable Capacity (Gross MWe): 1055

8. Maximum Dependable Capacity (Net MWe): 1055

9. If Changes Occur Above Since Last Report, Give Reasons:

10. Power Level To Which Restricted, If Any (Net MWe):

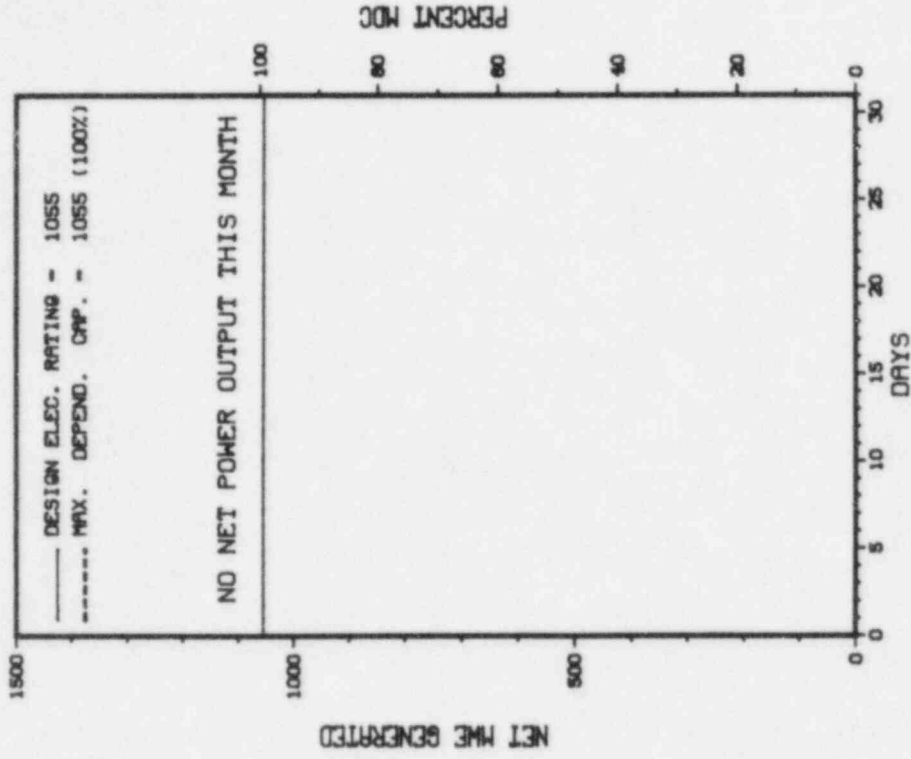
11. Reasons for Restrictions, If Any:

NONE

	MONTH	YEAR	CUMULATIVE
12. Report Period Hrs	<u>744.0</u>	<u>2,624.0</u>	<u>2,624.0</u>
13. Hours Reactor Critical	<u>.0</u>	<u>371.7</u>	<u>371.7</u>
14. Rx Reserve Shtdwn Hrs	<u>.0</u>	<u>.0</u>	<u>.0</u>
15. Hrs Generator On-Line	<u>.0</u>	<u>25.2</u>	<u>25.2</u>
16. Unit Reserve Shtdwn Hrs	<u>.0</u>	<u>.0</u>	<u>.0</u>
17. Gross Therm Ener (MWh)	<u>0</u>	<u>36,254</u>	<u>36,254</u>
18. Gross Elec Ener (MWh)	<u>0</u>	<u>310</u>	<u>310</u>
19. Net Elec Ener (MWh)	<u>-8,719</u>	<u>-24,224</u>	<u>24,224</u>
20. Unit Service Factor			
21. Unit Avail Factor			
22. Unit Cap Factor (MDC Net)			
23. Unit Cap Factor (DER Net)			
24. Unit Forced Outage Rate			
25. Forced Outage Hours	<u>.0</u>	<u>48.3</u>	<u>48.3</u>
26. Shutdowns Sched Over Next 6 Months (Type, Date, Duration):			
NONE			
27. If Currently Shutdown Estimated Startup Date:		<u>09/15/85</u>	

 * LIMERICK 1 *

 AVERAGE DAILY POWER LEVEL (MWe) PLOT
 LIMERICK 1



JULY 1985

Report Period JUL 1985

UNIT SHUTDOWNS / REDUCTIONS

 * LIMERICK 1 *

No.	Date	Type	Hours	Reason	Method	LER Number	System	Component	Cause & Corrective Action to Prevent Recurrence
3	06/01/85	S	744.0	H	4		ZZ	ZZZZZZ	UNIT IN SHUTDOWN MODE, PENDING FULL POWER LICENSE.

 * SUMMARY *

LIMERICK 1 REMAINS SHUTDOWN IN A CONTINUING ADMINISTRATIVE OUTAGE.

Type	Reason	Method	System & Component
F-Forced	A-Equip Failure	F-Admin	1-Manual
S-Sched	B-Maint or Test	G-Oper Error	2-Manual Scram
	C-Refueling	H-Other	3-Auto Scram
	D-Regulatory Restriction		4-Continued
	E-Operator Training		5-Reduced Load
	& License Examination		9-Other
			Exhibit F & H
			Instructions for
			Preparation of
			Data Entry Sheet
			Licensee Event Report
			(LER) File (NUREG-0161)

* LIMERICK 1 *

F A C I L I T Y D A T A

Report Period JUL 1985

FACILITY DESCRIPTION

LOCATION
STATE.....PENNSYLVANIA

COUNTY.....MONTGOMERY

DIST AND DIRECTION FROM
NEAREST POPULATION CTR...21 MI NW OF
 PHILADELPHIA, PA

TYPE OF REACTOR.....BWR

DATE INITIAL CRITICALITY...DECEMBER 22, 1984

DATE ELEC ENER 1ST GENER...APRIL 13, 1985

DATE COMMERCIAL OPERATE...*****

CONDENSER COOLING METHOD...CC HNDCT

CONDENSER COOLING WATER...SCHUYLKILL RIVER

ELECTRIC RELIABILITY
COUNCIL.....MID-ATLANTIC
 AREA COUNCIL

UTILITY & CONTRACTOR INFORMATION

UTILITY
LICENSEE.....PHILADELPHIA ELECTRIC

CORPORATE ADDRESS.....2301 MARKET STREET
 PHILADELPHIA, PENNSYLVANIA 19105

CONTRACTOR
ARCHITECT/ENGINEER.....BECHTEL

NUC STEAM SYS SUPPLIER...GENERAL ELECTRIC

CONSTRUCTOR.....BECHTEL

TURBINE SUPPLIER.....GENERAL ELECTRIC

REGULATORY INFORMATION

IE REGION RESPONSIBLE.....I

IE RESIDENT INSPECTOR.....J. WIGGINS

LICENSING PROJ MANAGER.....R. MARTIN
DOCKET NUMBER.....50-352

LICENSE & DATE ISSUANCE...NPF-27, OCTOBER 26, 1984

PUBLIC DOCUMENT ROOM.....POTTSTOWN PUBLIC LIBRARY
 500 HIGH STREET
 POTTSTOWN, PENNSYLVANIA 19464

I N S P E C T I O N S T A T U S

INSPECTION SUMMARY

NO INSPECTION INPUT PROVIDED.

ENFORCEMENT SUMMARY

NONE

OTHER ITEMS

SYSTEMS AND COMPONENTS:

NO INPUT PROVIDED.

FACILITY ITEMS (PLANS AND PROCEDURES):

NO INPUT PROVIDED.

Report Period JUL 1985

INSPECTION STATUS - (CONTINUED)

* LIMERICK 1 *

OTHER ITEMS

MANAGERIAL ITEMS:

NO INPUT PROVIDED.

PLANT STATUS:

NO INPUT PROVIDED.

LAST IE SITE INSPECTION DATE: NO INPUT PROVIDED.

INSPECTION REPORT NO: NO INPUT PROVIDED.

REPORTS FROM LICENSEE

=====

NUMBER	DATE OF EVENT	DATE OF REPORT	SUBJECT
--------	------------------	-------------------	---------

NO INPUT PROVIDED.

1. Docket: 50-309 O P E R A T I N G S T A T U S

2. Reporting Period: 07/01/85 Outage + On-line Hrs: 744.0

3. Utility Contact: K. L. EMBRY (207) 623-3521

4. Licensed Thermal Power (MWt): 2630

5. Nameplate Rating (Gross MWe): 864

6. Design Electrical Rating (Net MWe): 825

7. Maximum Dependable Capacity (Gross MWe): 850

8. Maximum Dependable Capacity (Net MWe): 810

9. If Changes Occur Above Since Last Report, Give Reasons: NONE

10. Power Level To Which Restricted, If Any (Net MWe):

11. Reasons for Restrictions, If Any: NONE

	MONTH	YEAR	CUMULATIVE
12. Report Period Hrs	<u>744.0</u>	<u>5,087.0</u>	<u>111,563.6</u>
13. Hours Reactor Critical	<u>726.7</u>	<u>5,025.2</u>	<u>90,325.5</u>
14. Rx Reserve Shtdwn Hrs	<u>.0</u>	<u>.0</u>	<u>.0</u>
15. Hrs Generator On-Line	<u>723.9</u>	<u>4,997.7</u>	<u>87,611.6</u>
16. Unit Reserve Shtdwn Hrs	<u>.0</u>	<u>.0</u>	<u>.0</u>
17. Gross Therm Ener (MWH)	<u>1,652,480</u>	<u>12,276,715</u>	<u>197,585,632</u>
18. Gross Elec Ener (MWH)	<u>534,280</u>	<u>4,085,720</u>	<u>64,759,000</u>
19. Net Elec Ener (MWH)	<u>514,840</u>	<u>3,940,332</u>	<u>61,776,201</u>
20. Unit Service Factor	<u>97.3</u>	<u>98.2</u>	<u>78.5</u>
21. Unit Avail Factor	<u>97.3</u>	<u>98.2</u>	<u>78.5</u>
22. Unit Cap Factor (MDC Net)	<u>85.4</u>	<u>95.6</u>	<u>70.3*</u>
23. Unit Cap Factor (DER Net)	<u>83.9</u>	<u>93.9</u>	<u>68.4*</u>
24. Unit Forced Outage Rate	<u>2.7</u>	<u>.9</u>	<u>7.0</u>
25. Forced Outage Hours	<u>20.1</u>	<u>43.6</u>	<u>5,667.6</u>

26. Shutdowns Sched Over Next 6 Months (Type, Date, Duration):

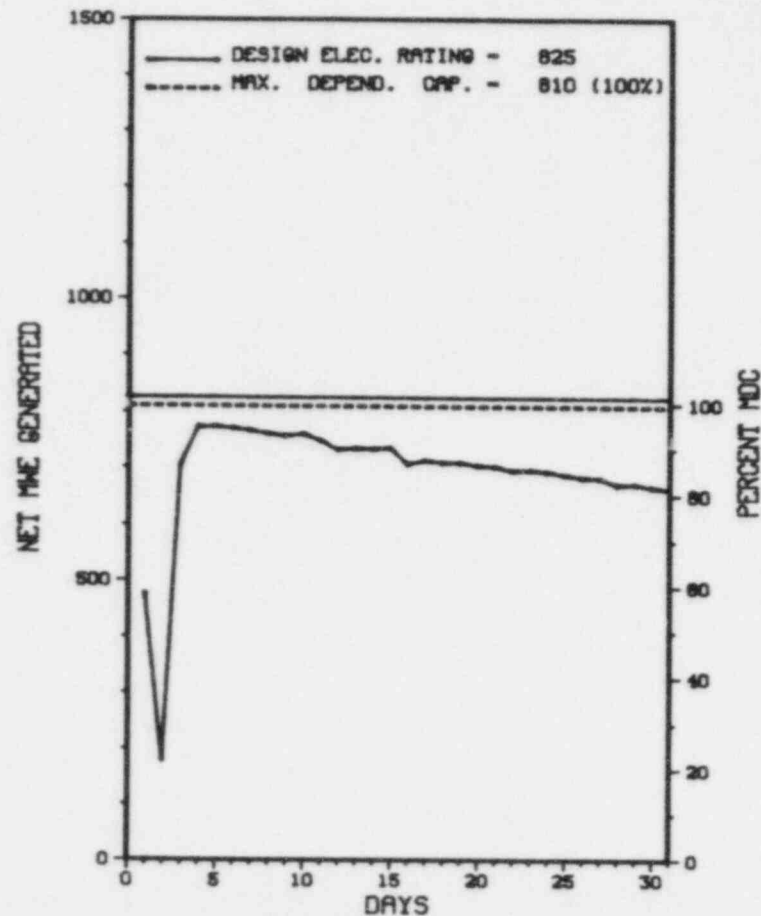
REFUELING & MAINTENANCE: 08/17/85 - 2 MONTHS

27. If Currently Shutdown Estimated Startup Date: N/A

* MAINE YANKEE *

AVERAGE DAILY POWER LEVEL (MWe) PLOT

MAINE YANKEE



JULY 1985

* Item calculated with a Weighted Average

PAGE 2-178

Report Period JUL 1985

UNIT SHUTDOWNS / REDUCTIONS

 * MAINE YANKEE *

No.	Date	Type	Hours	Reason	Method	LER Number	System	Component	Cause & Corrective Action to Prevent Recurrence
3-85-8	07/01/85	F	20.1	H	3	85-007	HH	INSTRU	WHILE CALIBRATING S/G NO. 3 FEED FLOW RECORDER, A TECHNICIAN INADVERTENTLY GENERATED A LOSS OF FLOW SIGNAL, WHICH RESULTED IN A TURBINE TRIP. REACTOR TRIPPED ON LOSS OF LOAD.

 * SUMMARY *

 MAINE YANKEE OPERATED ROUTINELY WITH 1 OUTAGE DURING THE JULY REPORT PERIOD.

Type	Reason	Method	System & Component
F-Forced	A-Equip Failure	1-Manual	Exhibit F & H
S-Sched	B-Maint or Test	2-Manual Scram	Instructions for
	C-Refueling	3-Auto Scram	Preparation of
	D-Regulatory Restriction	4-Continued	Data Entry Sheet
	E-Operator Training	5-Reduced Load	Licensee Event Report
	& License Examination	9-Other	(LER) File (NUREG-0161)

* MAINE YANKEE *

FACILITY DATA

Report Period JUL 1985

FACILITY DESCRIPTION

LOCATION
STATE.....MAINE
COUNTY.....LINCOLN
DIST AND DIRECTION FROM
NEAREST POPULATION CTR...10 MI N OF
BATH, ME
TYPE OF REACTOR.....PWR
DATE INITIAL CRITICALITY...OCTOBER 23, 1972
DATE ELEC ENER 1ST GENER...NOVEMBER 8, 1972
DATE COMMERCIAL OPERATE...DECEMBER 28, 1972
CONDENSER COOLING METHOD...ONCE THRU
CONDENSER COOLING WATER...BACK RIVER
ELECTRIC RELIABILITY
COUNCIL.....NORTHEAST POWER
COORDINATING COUNCIL

UTILITY & CONTRACTOR INFORMATION

UTILITY
LICENSEE.....MAINE YANKEE ATOMIC POWER
CORPORATE ADDRESS.....83 EDISON DRIVE
AUGUSTA, MAINE 04366
CONTRACTOR
ARCHITECT/ENGINEER.....STONE & WEBSTER
NUC STEAM SYS SUPPLIER...COMBUSTION ENGINEERING
CONSTRUCTOR.....STONE & WEBSTER
TURBINE SUPPLIER.....WESTINGHOUSE

REGULATORY INFORMATION

IE REGION RESPONSIBLE.....I
IE RESIDENT INSPECTOR.....C. HOLDEN
LICENSING PROJ MANAGER.....P. SEARS
DOCKET NUMBER.....50-309
LICENSE & DATE ISSUANCE...DPR-36, JUNE 29, 1973
PUBLIC DOCUMENT ROOM.....WISCASSET PUBLIC LIBRARY
HIGH STREET
WISCASSET, MAINE 04578

INSPECTION STATUS

INSPECTION SUMMARY

NO INSPECTION INPUT PROVIDED.

ENFORCEMENT SUMMARY

NONE

OTHER ITEMS

SYSTEMS AND COMPONENTS:

NO INPUT PROVIDED.

FACILITY ITEMS (PLANS AND PROCEDURES):

NO INPUT PROVIDED.

Report Period JUL 1985

I N S P E C T I O N S T A T U S - (CONTINUED)

* MAINE YANKEE *

OTHER ITEMS

MANAGERIAL ITEMS:

NO INPUT PROVIDED.

PLANT STATUS:

NO INPUT PROVIDED.

LAST IE SITE INSPECTION DATE: NO INPUT PROVIDED.

INSPECTION REPORT NO: NO INPUT PROVIDED.

R E P O R T S F R O M L I C E N S E E

=====			
NUMBER	DATE OF EVENT	DATE OF REPORT	SUBJECT

NO INPUT PROVIDED.			
=====			

1. Docket: 50-369 O P E R A T I N G S T A T U S

2. Reporting Period: 07/01/85 Outage + On-line Hrs: 744.0

3. Utility Contact: J. A. REAVIS (704) 373-7567

4. Licensed Thermal Power (MWt): 3411

5. Nameplate Rating (Gross MWe): 1305

6. Design Electrical Rating (Net MWe): 1180

7. Maximum Dependable Capacity (Gross MWe): 1225

8. Maximum Dependable Capacity (Net MWe): 1180

9. If Changes Occur Above Since Last Report, Give Reasons:
NONE

10. Power Level To Which Restricted, If Any (Net MWe):

11. Reasons for Restrictions, If Any:
NONE

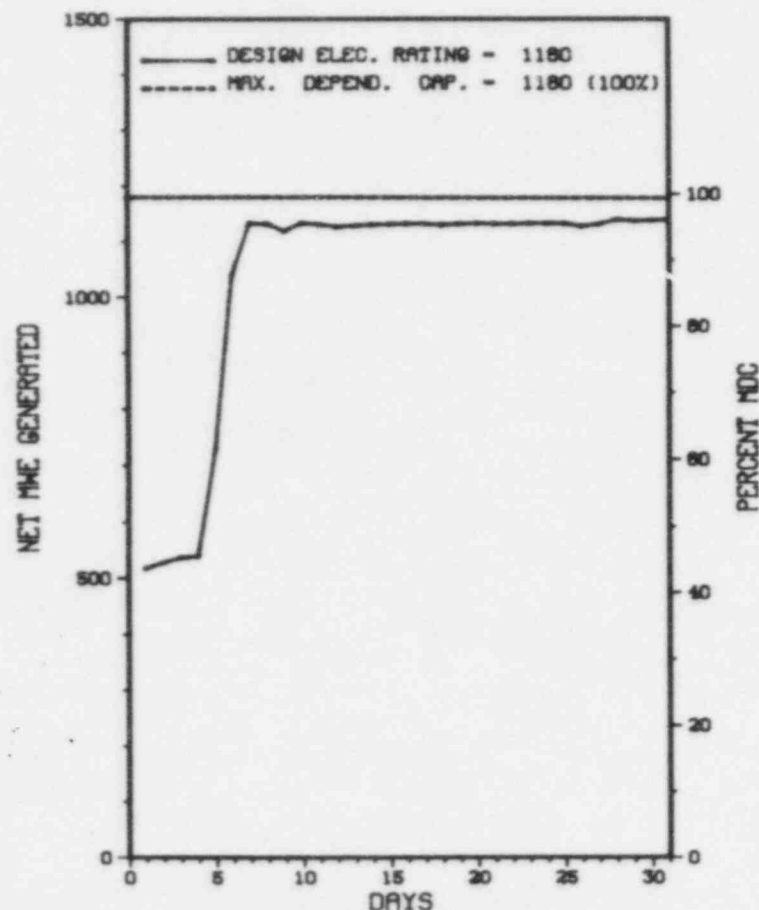
	MONTH	YEAR	CUMULATIVE
12. Report Period Hrs	<u>744.0</u>	<u>5,087.0</u>	<u>32,135.0</u>
13. Hours Reactor Critical	<u>744.0</u>	<u>3,414.6</u>	<u>22,033.7</u>
14. Rx Reserve Shtdwn Hrs	<u>.0</u>	<u>.0</u>	<u>.0</u>
15. Hrs Generator On-Line	<u>744.0</u>	<u>3,329.3</u>	<u>21,292.0</u>
16. Unit Reserve Shtdwn Hrs	<u>.0</u>	<u>.0</u>	<u>.0</u>
17. Gross Therm Ener (MWH)	<u>2,344,677</u>	<u>9,199,104</u>	<u>56,002,242</u>
18. Gross Elec Ener (MWH)	<u>803,912</u>	<u>3,131,959</u>	<u>19,360,825</u>
19. Net Elec Ener (MWH)	<u>772,998</u>	<u>2,980,560</u>	<u>18,355,815</u>
20. Unit Service Factor	<u>100.0</u>	<u>65.4</u>	<u>66.3</u>
21. Unit Avail Factor	<u>100.0</u>	<u>65.4</u>	<u>66.3</u>
22. Unit Cap Factor (MDC Net)	<u>88.0</u>	<u>49.7</u>	<u>48.4</u>
23. Unit Cap Factor (DER Net)	<u>88.0</u>	<u>49.7</u>	<u>48.4</u>
24. Unit Forced Outage Rate	<u>.0</u>	<u>10.7</u>	<u>15.3</u>
25. Forced Outage Hours	<u>.0</u>	<u>397.9</u>	<u>3,858.3</u>

26. Shutdowns Sched Over Next 6 Months (Type, Date, Duration):
NONE

27. If Currently Shutdown Estimated Startup Date: N/A

* MCGUIRE 1 *

AVERAGE DAILY POWER LEVEL (MWe) PLOT
MCGUIRE 1



JULY 1985

Report Period JUL 1985

UNIT SHUTDOWNS / REDUCTIONS

 * MCGUIRE 1 *

No.	Date	Type	Hours	Reason	Method	LER Number	System Component	Cause & Corrective Action to Prevent Recurrence
24-P	07/01/85	F	0.0	A	5		CH PUMPXX	FEEDWATER PUMP TURBINE ALIGNMENT PROBLEM.
25-P	07/05/85	S	0.0	F	5		RC XXXXXX	POWER ESCALATION TESTING.
26-P	07/09/85	F	0.0	B	5		IA INSTRU	ADJUST OVERPOWER DELTA T CIRCUITRY.
27-P	07/27/85	S	0.0	F	5		CC VALVEX	TURBINE GOVERNOR VALVE TESTING.

 * SUMMARY *

 MCGUIRE 1 OPERATED WITH 4 REDUCTIONS DURING THE JULY REPORT PERIOD.

Type	Reason	Method	System & Component
F-Forced	A-Equip Failure	1-Manual	Exhibit F & H
S-Sched	B-Maint or Test	2-Manual Scram	Instructions for
	C-Refueling	3-Auto Scram	Preparation of
	D-Regulatory Restriction	4-Continued	Data Entry Sheet
	E-Operator Training	5-Reduced Load	Licensee Event Report
	& License Examination	9-Other	(LER) File (NUREG-0161)

* MCGUIRE 1 *

FACILITY DATA

Report Period JUL 1985

FACILITY DESCRIPTION

LOCATION
STATE.....NORTH CAROLINA
COUNTY.....MECKLENBURG
DIST AND DIRECTION FROM
NEAREST POPULATION CTR...17 MI N OF
CHARLOTTE, NC
TYPE OF REACTOR.....PWR
DATE INITIAL CRITICALITY...AUGUST 8, 1981
DATE ELEC ENER 1ST GENER...SEPTEMBER 12, 1981
DATE COMMERCIAL OPERATE...DECEMBER 1, 1981
CONDENSER COOLING METHOD...ONCE THRU
CONDENSER COOLING WATER....LAKE NORMAN
ELECTRIC RELIABILITY
COUNCIL.....SOUTHEASTERN ELECTRIC
RELIABILITY COUNCIL

UTILITY & CONTRACTOR INFORMATION

UTILITY
LICENSEE.....DUKE POWER
CORPORATE ADDRESS.....422 SOUTH CHURCH STREET
CHARLOTTE, NORTH CAROLINA 28242
CONTRACTOR
ARCHITECT/ENGINEER.....DUKE POWER
NUC STEAM SYS SUPPLIER...WESTINGHOUSE
CONSTRUCTOR.....DUKE POWER
TURBINE SUPPLIER.....WESTINGHOUSE

REGULATORY INFORMATION

IE REGION RESPONSIBLE.....II
IE RESIDENT INSPECTOR.....W. ORDERS
LICENSING PROJ MANAGER.....D. HOOD
DOCKET NUMBER.....50-369
LICENSE & DATE ISSUANCE...NPF-9, JULY 8, 1981
PUBLIC DOCUMENT ROOM.....MS. DAWN HUBBS
ATKINS LIBRARY
UNIVERSITY OF NORTH CAROLINA - CHARLOTTE
UNCC STATION,
CHARLOTTE, NC 28223

INSPECTION STATUS

INSPECTION SUMMARY

+ INSPECTION APRIL 21 - MAY 20 (85-16): THIS ROUTINE, UNANNOUNCED INSPECTION ENTAILED 142 INSPECTOR-HOURS ONSITE IN THE AREAS OF OPERATIONS SAFETY VERIFICATION, SURVEILLANCE TESTING, MAINTENANCE ACTIVITIES AND REFUELING ACTIVITIES. OF THE AREAS INSPECTED, NO VIOLATIONS OR DEVIATIONS WERE IDENTIFIED IN THE AREAS OF SURVEILLANCE TESTING, MAINTENANCE ACTIVITIES OR REFUELING ACTIVITIES; TWO APPARENT VIOLATIONS WERE FOUND IN THE AREA OF OPERATIONS SAFETY VERIFICATION.

INSPECTION MAY 21-24 - JUNE 3-7 (85-20): THIS SPECIAL INSPECTION INVOLVED (45) INSPECTION HOURS ONSITE AFTER THE REACTOR STARTUP ON MAY 17, 1985, WHEN THE REACTOR WAS TAKEN CRITICAL BELOW THE CONTROL ROD INSERTION LIMITS REQUIRED BY TECHNICAL SPECIFICATION 3.1.3.6. THE PREDICTED CRITICAL ROD POSITION WAS CALCULATED TO BE 38 STEPS ON BANK D, BUT ACTUAL CRITICAL POSITION WAS 26 STEPS ON BANK C, WHICH WAS BELOW THE INSERTION LIMIT OF 47 STEPS ON BANK C. THE PRIMARY SOURCE OF ERROR WAS ATTRIBUTED BY THE LICENSEE TO BE ERRORS IN THE XENON CALCULATION. THREE VIOLATIONS WERE IDENTIFIED: (1) TECHNICAL SPECIFICATION 6.8.1.A - FAILURE TO FOLLOW PROCEDURE FOR REACTIVITY BALANCE CALCULATIONS (ESTIMATED CRITICAL ROD POSITION OP/0/A/6190/06) AND FAILURE TO FOLLOW PROCEDURE FOR REACTOR STARTUP (OP/2/A/6100/01 AND OP/2/A/6100/05) (PARAGRAPHS 5.C AND 5.D), (2) 10 CFR 50 APPENDIX B, CRITERION V - FAILURE TO REVIEW CHANGES TO THE XENON PREDICT PROGRAM VALUES USED IN ESTIMATED CRITICAL CONTROL ROD POSITION CALCULATIONS AND SHUTDOWN MARGIN CALCULATIONS, (PARAGRAPH 5.E), (3) TECHNICAL SPECIFICATION 6.10.1.D - FAILURE TO RETAIN RECORDS OF SURVEILLANCE REQUIREMENT 4.1.1.1.1.E FOR CALCULATION OF SHUTDOWN MARGIN (PARAGRAPH 5.F).

INSPECTION JULY 8-12 (85-24): THIS ROUTINE, UNANNOUNCED INSPECTION INVOLVED 17.5 INSPECTOR-HOURS ONSITE IN THE AREAS OF DESIGN
PAGE 2-184

INSPECTION STATUS - (CONTINUED)

INSPECTION SUMMARY

ENFORCEMENT SUMMARY

OTHER ITEMS

FACILITY ITEMS (PLANS AND PROCEDURES):

MANAGERIAL ITEMS:

NONE.

PLANT STATUS:

POWER OPERATION.

LAST IE SITE INSPECTION DATE: JULY 8-12, 1985 +

INSPECTION REPORT NO: 50-369/85-24 +

REPORTS FROM LICENSEE

PAGE 2-185

	O P E R A T I N G S T A T U S	
1. Docket: <u>50-370</u>		
2. Reporting Period: <u>07/01/85</u>	Outage + On-line Hrs:	<u>740</u>
3. Utility Contact: <u>J. A. REAVIS EXT (704) 373-7567</u>		
4. Licensed Thermal Power (MWh):		<u>3411</u>
5. Nameplate Rating (Gross MWe):		<u>1450 X .9 = 1305</u>
6. Design Electrical Rating (Net MWe):		<u>1180</u>
7. Maximum Dependable Capacity (Gross MWe):		<u>1225</u>
8. Maximum Dependable Capacity (Net MWe):		<u>1180</u>
9. If Changes Occur Above Since Last Report, Give Reasons:		

10. Power Level To Which Restricted, If Any (Net MWe): _____

11. Reasons for Restrictions, If Any: _____

NONE

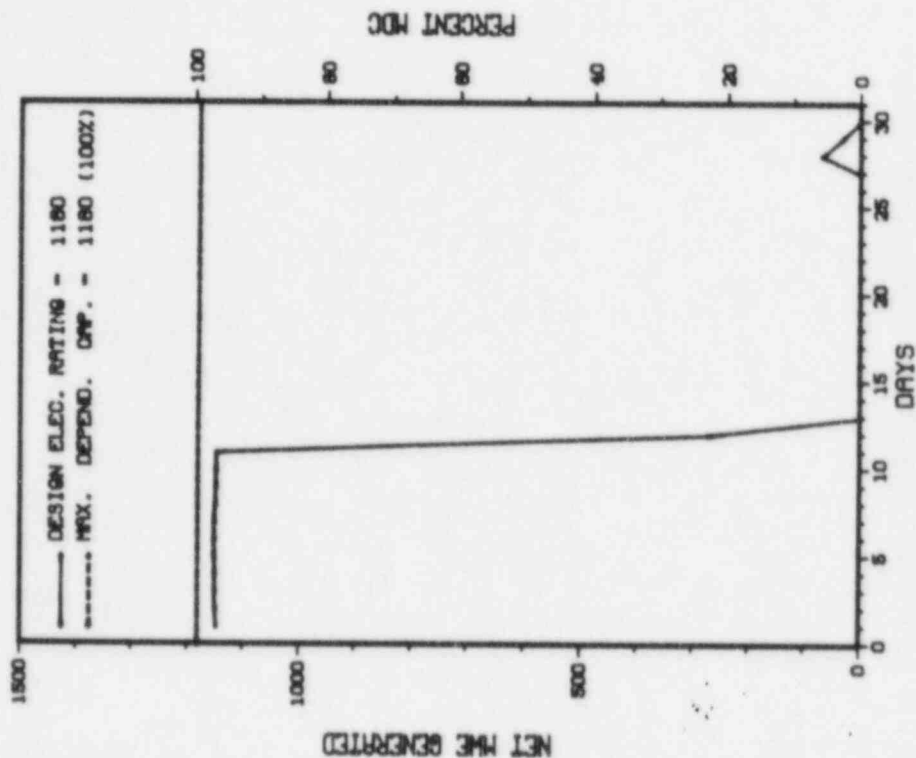
	MONTH	YEAR	CUMULATIVE
12. Report Period Hrs	744.0	5,087.0	12,431.0
13. Hours Reactor Critical	350.3	2,184.9	8,323.2
14. Rx Reserve Shtdwn Hrs	.0	.0	.0
15. Hrs Generator On-Line	281.8	2,039.2	8,130.4
16. Unit Reserve Shtdwn Hrs	.0	.0	.0
17. Gross Therm Ener (MWH)	949,838	6,592,515	25,963,839
18. Gross Elec Ener (MWH)	326,022	2,313,173	9,150,896
19. Net Elec Ener (MWH)	303,645	2,191,369	8,749,169
20. Unit Service Factor	37.9	40.1	65.4
21. Unit Avail Factor	37.9	40.1	65.4
22. Unit Cap Factor (MDC Net)	34.6	36.5	59.6
23. Unit Cap Factor (DER Net)	34.6	36.5	59.6
24. Unit Forced Outage Rate	62.1	27.2	19.2
25. Forced Outage Hours	462.2	763.7	1,929.9

26. Shutdowns Sched Over Next 6 Months (Type, Date, Duration):

NONE

27. If Currently Shutdown Estimated Startup Date: 08/02/85

PAGE 2-186

[illegible]

JULY 1995

Report Period JUL 1985

UNIT SHUTDOWNS / REDUCTIONS

* MCGUIRE 2 *

No.	Date	Type	Hours	Reason	Method	LER Number	System	Component	Cause & Corrective Action to Prevent Recurrence
5	07/12/85	F	381.6	A	3		HA	INSTRU	GENERATOR PHASE DIFFERENTIAL X-PHASE, CHANNEL 1 RELAY ACTUATION.
6	07/28/85	F	11.4	A	1		HA	TURBIN	FAN SHAFT VIBRATION.
7	07/29/85	F	69.2	A	3		HA	INSTRU	GENERATOR PHASE DIFFERENTIAL, X-PHASE, CHANNEL 1 RELAY ACTUATION.

* SUMMARY *

MCGUIRE 2 OPERATED WITH 3 OUTAGES DUE TO EQUIPMENT FAILURE, SHUTTING DOWN ON JULY 29TH FOR EQUIPMENT REPAIRS.

Type	Reason	Method	System & Component
F-Forced	A-Equip Failure	1-Manual	Exhibit F & H
S-Sched	B-Maint or Test	2-Manual Scram	Instructions for
	C-Refueling	3-Auto Scram	Preparation of
	D-Regulatory Restriction	4-Continued	Data Entry Sheet
	E-Operator Training	5-Reduced Load	Licensee Event Report
	& License Examination	9-Other	(LER) File (NUREG-0161)

* MCGUIRE 2 *

FACILITY DATA

Report Period JUL 1985

FACILITY DESCRIPTION

LOCATION
STATE.....NORTH CAROLINA

COUNTY.....MECKLENBURG

DIST AND DIRECTION FROM
NEAREST POPULATION CTR...17 MI N OF
CHARLOTTE, NC

TYPE OF REACTOR.....PWR

DATE INITIAL CRITICALITY...MAY 8, 1983

DATE ELEC ENER 1ST GENER...MAY 23, 1983

DATE COMMERCIAL OPERATE...MARCH 1, 1984

CONDENSER COOLING METHOD...ONCE THRU

CONDENSER COOLING WATER...LAKE NORMAN

ELECTRIC RELIABILITY
COUNCIL.....SOUTHEASTERN ELECTRIC
RELIABILITY COUNCIL

UTILITY & CONTRACTOR INFORMATION

UTILITY
LICENSEE.....DUKE POWER

CORPORATE ADDRESS.....POWER BLDG., BOX 2178
CHARLOTTE, NORTH CAROLINA 28201

CONTRACTOR
ARCHITECT/ENGINEER.....DUKE POWER

NUC STEAM SYS SUPPLIER...WESTINGHOUSE

CONSTRUCTOR.....DUKE POWER

TURBINE SUPPLIER.....WESTINGHOUSE

REGULATORY INFORMATION

IE REGION RESPONSIBLE.....II

IE RESIDENT INSPECTOR.....W. ORDERS

LICENSING PROJ MANAGER.....D. HOOD
DOCKET NUMBER.....50-370

LICENSE & DATE ISSUANCE...NPF-17, MAY 27, 1983

PUBLIC DOCUMENT ROOM.....MS. DAWN HUBBS
ATKINS LIBRARY
UNIVERSITY OF NORTH CAROLINA - CHARLOTTE
UNCC STATION,
CHARLOTTE, NC 28223

INSPECTION STATUS

INSPECTION SUMMARY

+ INSPECTION APRIL 21 - MAY 20 (85-16): THIS ROUTINE, UNANNOUNCED INSPECTION ENTAILED 142 INSPECTOR-HOURS ONSITE IN THE AREAS OF OPERATIONS SAFETY VERIFICATION, SURVEILLANCE TESTING, MAINTENANCE ACTIVITIES AND REFUELING ACTIVITIES. OF THE AREAS INSPECTED, NO VIOLATIONS OR DEVIATIONS WERE IDENTIFIED IN THE AREAS OF SURVEILLANCE TESTING, MAINTENANCE ACTIVITIES OR REFUELING ACTIVITIES; TWO APPARENT VIOLATIONS WERE FOUND IN THE AREA OF OPERATIONS SAFETY VERIFICATION.

INSPECTION MAY 21-24 - JUNE 3-7 (85-20): THIS SPECIAL INSPECTION INVOLVED (45) INSPECTION HOURS ONSITE AFTER THE REACTOR STARTUP ON MAY 17, 1985, WHEN THE REACTOR WAS TAKEN CRITICAL BELOW THE CONTROL ROD INSERTION LIMITS REQUIRED BY TECHNICAL SPECIFICATION 3.1.3.6. THE PREDICTED CRITICAL ROD POSITION WAS CALCULATED TO BE 38 STEPS ON BANK D, BUT ACTUAL CRITICAL POSITION WAS 26 STEPS ON BANK C, WHICH WAS BELOW THE INSERTION LIMIT OF 47 STEPS ON BANK C. THE PRIMARY SOURCE OF ERROR WAS ATTRIBUTED BY THE LICENSEE TO BE ERRORS IN THE XENON CALCULATION. THREE VIOLATIONS WERE IDENTIFIED: (1) TECHNICAL SPECIFICATION 6.8.1.A - FAILURE TO FOLLOW PROCEDURE FOR REACTIVITY BALANCE CALCULATIONS (ESTIMATED CRITICAL ROD POSITION OP/0/A/6190/06) AND FAILURE TO FOLLOW PROCEDURE FOR REACTOR STARTUP (OP/2/A/6100/01 AND OP/2/A/6100/05) (PARAGRAPHS 5.C AND 5.D), (2) 10 CFR 50 APPENDIX B, CRITERION V - FAILURE TO REVIEW CHANGES TO THE XENON PREDICT PROGRAM VALUES USED IN ESTIMATED CRITICAL CONTROL ROD POSITION CALCULATIONS AND SHUTDOWN MARGIN CALCULATIONS, (PARAGRAPH 5.E), (3) TECHNICAL SPECIFICATION 6.10.1.D - FAILURE TO RETAIN RECORDS OF SURVEILLANCE REQUIREMENT 4.1.1.1.1.E FOR CALCULATION OF SHUTDOWN MARGIN (PARAGRAPH 5.F).

INSPECTION JULY 8-12 (85-24): THIS ROUTINE, UNANNOUNCED INSPECTION INVOLVED 17.5 INSPECTOR-HOURS ONSITE IN THE AREAS OF DESIGN

Report Period JUL 1985

I N S P E C T I O N S T A T U S - (CONTINUED)

* MCGUIRE 2 *

INSPECTION SUMMARY

CHANGES AND MODIFICATIONS, SURVEILLANCE TESTING, AND REVIEW OF PREVIOUS ENFORCEMENT MATTERS AND INSPECTOR FOLLOWUP ITEMS. NO VIOLATIONS OR DEVIATIONS WERE IDENTIFIED.

ENFORCEMENT SUMMARY

NONE

OTHER ITEMS

SYSTEMS AND COMPONENT PROBLEMS:

NONE.

FACILITY ITEMS (PLANS AND PROCEDURES):

NONE.

MANAGERIAL ITEMS:

NONE.

PLANT STATUS:

REPAIR OUTAGE.

LAST IE SITE INSPECTION DATE: JULY 8-12, 1985 +

INSPECTION REPORT NO: 50-370/85-24 +

R E P O R T S F R O M L I C E N S E E

=====

NUMBER	DATE OF EVENT	DATE OF REPORT	SUBJECT
85-008	04/25/85	07/12/85	DISCOVERY OF WRONG VALVE STEM IN VALVE 2NI-10B, DUE TO A MANUFACTURE DEFICIENCY.
85-013	05/16/85	06/27/85	UNPLANNED MANUAL REACTOR TRIP ON LOSS OF GENERATOR HYDROGEN, DUE TO A PROCEDURAL DEFICIENCY.
85-014	05/17/85	06/28/85	REACTOR CRITICALITY WITH CONTROL RODS BELOW MINIMUM INSERTION LIMITS, THE COEFFICIENTS IN THE XENON PREDICT COMPUTER PROGRAMS WERE INCORRECT.

=====

1. Docket: 50-245 O P E R A T I N G S T A T U S

2. Reporting Period: 07/01/85 Outage + On-line Hrs: 744.0

3. Utility Contact: GEORGE HARRAN (203) 447-1791 X4194

4. Licensed Thermal Power (Mwt): 2011

5. Nameplate Rating (Gross MWe): 735 x 0.9 = 662

6. Design Electrical Rating (Net MWe): 660

7. Maximum Dependable Capacity (Gross MWe): 684

8. Maximum Dependable Capacity (Net MWe): 654

9. If Changes Occur Above Since Last Report, Give Reasons:
NONE

10. Power Level To Which Restricted, If Any (Net MWe):

11. Reasons for Restrictions, If Any:
NONE

	MONTH	YEAR	CUMULATIVE
12. Report Period Hrs	<u>744.0</u>	<u>5,087.0</u>	<u>128,615.0</u>
13. Hours Reactor Critical	<u>744.0</u>	<u>5,087.0</u>	<u>98,841.7</u>
14. Rx Reserve Shtdwn Hrs	<u>.0</u>	<u>.0</u>	<u>2,775.8</u>
15. Hrs Generator On-Line	<u>744.0</u>	<u>5,087.0</u>	<u>96,023.5</u>
16. Unit Reserve Shtdwn Hrs	<u>.0</u>	<u>.0</u>	<u>26.5</u>
17. Gross Therm Ener (MWH)	<u>1,466,508</u>	<u>10,066,626</u>	<u>176,474,895</u>
18. Gross Elec Ener (MWH)	<u>492,300</u>	<u>3,421,000</u>	<u>59,317,696</u>
19. Net Elec Ener (MWH)	<u>470,467</u>	<u>3,272,151</u>	<u>56,576,311</u>
20. Unit Service Factor	<u>100.0</u>	<u>100.0</u>	<u>74.7</u>
21. Unit Avail Factor	<u>100.0</u>	<u>100.0</u>	<u>74.7</u>
22. Unit Cap Factor (MDC Net)	<u>96.7</u>	<u>98.4</u>	<u>67.3</u>
23. Unit Cap Factor (DER Net)	<u>95.8</u>	<u>97.5</u>	<u>66.6</u>
24. Unit Forced Outage Rate	<u>.0</u>	<u>.0</u>	<u>12.5</u>
25. Forced Outage Hours	<u>.0</u>	<u>.0</u>	<u>5,715.2</u>

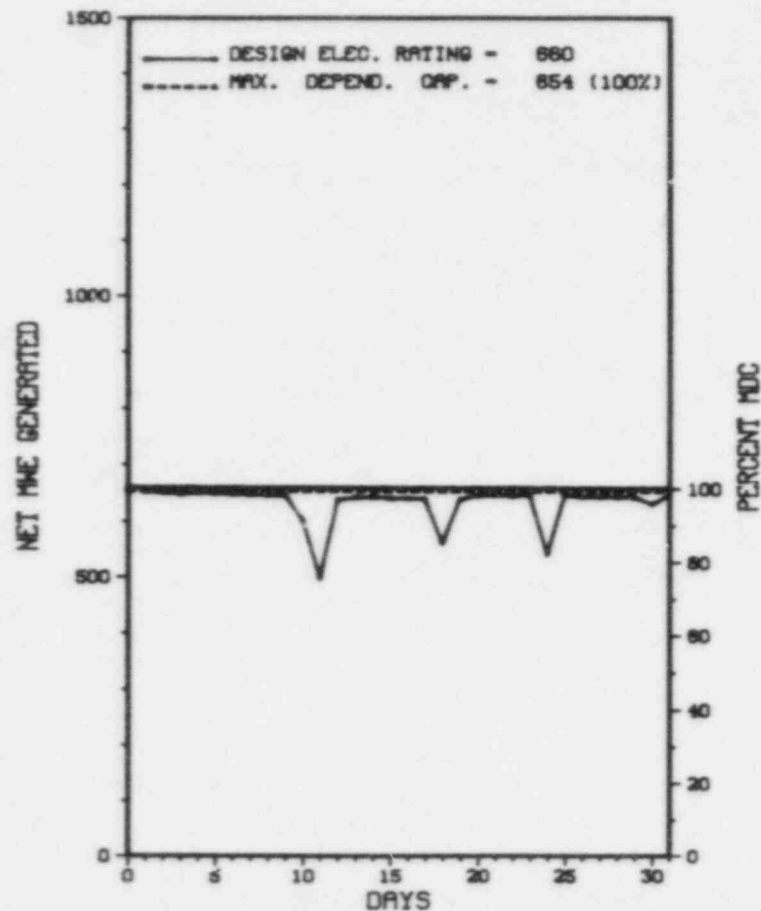
26. Shutdowns Sched Over Next 6 Months (Type, Date, Duration):
REFUELING, OCTOBER 1985, 5 WEEK DURATION.

27. If Currently Shutdown Estimated Startup Date: N/A

* MILLSTONE 1 *

AVERAGE DAILY POWER LEVEL (MWe) PLOT

MILLSTONE 1



JULY 1985

Report Period JUL 1985

UNIT SHUTDOWNS / REDUCTIONS

* MILLSTONE 1 *

No.	Date	Type	Hours	Reason	Method	LER Number	System Component	Cause & Corrective Action to Prevent Recurrence
5	07/11/85	S	0.0	B	5			DOWN POWER TO FIND AND REPAIR MAIN CONDENSER TUBE LEAKS.

* SUMMARY *

MILLSTONE 1 OPERATED WITH 1 REDUCTION DURING JULY.

Type	Reason	Method	System & Component
F-Forced	A-Equip Failure	1-Manual	Exhibit F & H
S-Sched	B-Maint or Test	2-Manual Scram	Instructions for
	C-Refueling	3-Auto Scram	Preparation of
	D-Regulatory Restriction	4-Continued	Data Entry Sheet
	E-Operator Training	5-Reduced load	Licensee Event Report
	& License Examination	9-Other	(LER) File (NUREG-0161)

MILLSTONE 1

F A C I L I T Y D A T A

Report Period JUL 1985

FACILITY DESCRIPTION

LOCATION
STATE.....CONNECTICUT
COUNTY.....NEW LONDON
DIST AND DIRECTION FROM
NEAREST POPULATION CTR....5 MI SW OF
NEW LONDON, CONN
TYPE OF REACTOR.....BWR
DATE INITIAL CRITICALITY...OCTOBER 26, 1970
DATE ELEC ENER 1ST GENER...NOVEMBER 29, 1970
DATE COMMERCIAL OPERATE...MARCH 1, 1971
CONDENSER COOLING METHOD...ONCE THRU
CONDENSER COOLING WATER....LONG ISLAND SOUND
ELECTRIC RELIABILITY
COUNCIL.....NORTHEAST POWER
COORDINATING COUNCIL

UTILITY & CONTRACTOR INFORMATION

UTILITY
LICENSEE.....NORTHEAST NUCLEAR ENERGY
CORPORATE ADDRESS.....P.O. BOX 270
HARTFORD, CONNECTICUT 06101
CONTRACTOR
ARCHITECT/ENGINEER.....EBASCO
NUC STEAM SYS SUPPLIER...GENERAL ELECTRIC
CONSTRUCTOR.....EBASCO
TURBINE SUPPLIER.....GENERAL ELECTRIC

REGULATORY INFORMATION

IE REGION RESPONSIBLE.....I
IE RESIDENT INSPECTOR.....J. SHEDLOSKY
LICENSING PROJ MANAGER.....J. SHEA
DOCKET NUMBER.....50-245
LICENSE & DATE ISSUANCE....DPR-21, OCTOBER 26, 1970
PUBLIC DOCUMENT ROOM.....WATERFORD PUBLIC LIBRARY
45 ROPE FERRY ROAD
ROUTE 156
WATERFORD, CONNECTICUT 06385

I N S P E C T I O N S T A T U S

INSPECTION SUMMARY

NO INSPECTION INPUT PROVIDED.

ENFORCEMENT SUMMARY

NONE

OTHER ITEMS

SYSTEMS AND COMPONENTS:

NO INPUT PROVIDED.

FACILITY ITEMS (PLANS AND PROCEDURES):

Report Period JUL 1985

INSPECTION STATUS - (CONTINUED)

* MILLSTONE 1 *

OTHER ITEMS

NO INPUT PROVIDED.

MANAGERIAL ITEMS:

NO INPUT PROVIDED.

PLANT STATUS:

NO INPUT PROVIDED.

LAST IE SITE INSPECTION DATE: NO INPUT PROVIDED.

INSPECTION REPORT NO: NO INPUT PROVIDED.

REPORTS FROM LICENSEE

NUMBER	DATE OF EVENT	DATE OF REPORT	SUBJECT
NO INPUT PROVIDED.			

1. Docket: 50-336 O P E R A T I N G S T A T U S
2. Reporting Period: 07/01/85 Outage + On-line Hrs: 744.0
3. Utility Contact: R. BORCHERT (203) 447-1791 X4418
4. Licensed Thermal Power (MWh): 2700
5. Nameplate Rating (Gross MWe): 1011 X 0.9 = 910
6. Design Electrical Rating (Net MWe): 870
7. Maximum Dependable Capacity (Gross MWe): 866
8. Maximum Dependable Capacity (Net MWe): 833
9. If Changes Occur Above Since Last Report, Give Reasons:

NONE

10. Power Level To Which Restricted, If Any (Net MWe): _____
11. Reasons for Restrictions, If Any: _____

NONE

	MONTH	YEAR	CUMULATIVE
12. Report Period Hrs	744.0	5,087.0	84,143.0
13. Hours Reactor Critical	660.4	1,775.3	58,737.0
14. Rx Reserve Shtdwn Hrs	.0	.0	2,166.9
15. Hrs Generator On-Line	546.9	1,656.7	56,049.4
16. Unit Reserve Shtdwn Hrs	.0	.0	468.2
17. Gross Therm Ener (MWH)	1,247,903	4,143,006	141,832,170
18. Gross Elec Ener (MWH)	402,000	1,347,800	46,020,473
19. Net Elec Ener (MWH)	380,202	1,276,029	44,101,114
20. Unit Service Factor	73.5	32.6	66.6
21. Unit Avail Factor	73.5	32.6	67.2
22. Unit Cap Factor (MDC Net)	61.3	30.1	62.8*
23. Unit Cap Factor (DER Net)	58.7	28.8	61.9*
24. Unit Forced Outage Rate	17.3	6.5	16.8
25. Forced Outage Hours	114.3	114.3	10,057.8

26. Shutdowns Sched Over Next 6 Months (Type, Date, Duration):

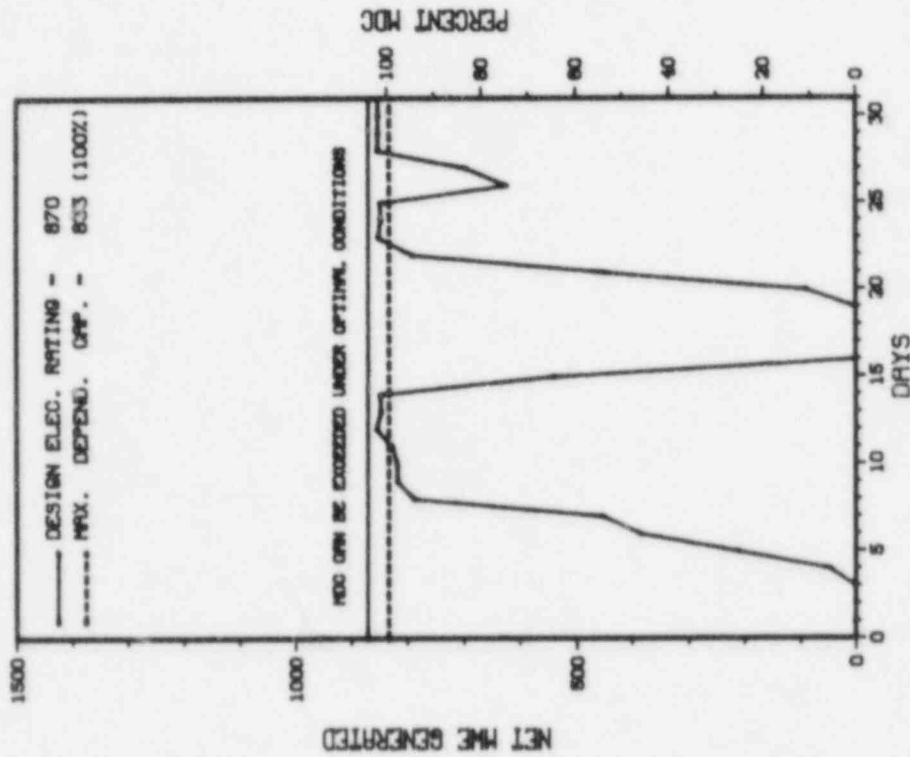
NONE

27. If Currently Shutdown Estimated Startup Date: N/A

* MILLSTONE 2

AVERAGE DAILY POWER LEVEL (MWe) PLOT

MILLSTONE 2



* Item calculated with a Weighted Average

Report Period JUL 1985

UNIT SHUTDOWNS / REDUCTIONS

* MILLSTONE 2 *

No.	Date	Type	Hours	Reason	Method	LER Number	System Component	Cause & Corrective Action to Prevent Recurrence
1	02/16/85	S	82.8	C	1			COMPLETION OF REFUEL MAINTENANCE OUTAGE.
2	07/15/85	F	114.3	A	3	85-11	AB FCV	UNIT TRIPPED FROM 100% POWER DUE TO REDUCTION OF REACTOR COOLANT SYSTEM PRESSURE CAUSED BY STUCK OPEN PRESSURIZER SPRAY VALVE. SEE LER.
3	07/26/85	F	0.0	A	5	85-12	BI STR	POWER WAS REDUCED TO 46% FROM 100% POWER BECAUSE THE "A" SERVICE WATER PUMP STRAINER WAS PLUGGED DUE TO HIGH STORM WINDS. STRAINER WAS CLEANED. SEE LER.

MILLSTONE 2 RETURNED ONLINE JULY 4TH FROM REFUELING AND OPERATED WITH 2 OUTAGES DUE TO EQUIPMENT FAILURE.

* SUMMARY *

Type	Reason	Method	System & Component
F-Forced	A-Equip Failure	1-Manual	Exhibit F & H
S-Sched	B-Maint or Test	2-Manual Scram	Instructions for
	C-Refueling	3-Auto Scram	Preparation of
	D-Regulatory Restriction	4-Continued	Data Entry Sheet
	E-Operator Training	5-Reduced Load	Licensee Event Report
	& License Examination	9-Other	(LER) File (NUREG-0161)

* MILLSTONE 2 *

FACILITY DATA

Report Period JUL 1985

FACILITY DESCRIPTION

LOCATION
STATE.....CONNECTICUT
COUNTY.....NEW LONDON
DIST AND DIRECTION FROM
NEAREST POPULATION CTR...5 MI SW OF
NEW LONDON, CONN
TYPE OF REACTOR.....PWR
DATE INITIAL CRITICALITY...OCTOBER 17, 1975
DATE ELEC ENER 1ST GENER...NOVEMBER 9, 1975
DATE COMMERCIAL OPERATE...DECEMBER 26, 1975
CONDENSER COOLING METHOD...ONCE THRU
CONDENSER COOLING WATER...LONG ISLAND SOUND
ELECTRIC RELIABILITY
COUNCIL.....NORTHEAST POWER
COORDINATING COUNCIL

UTILITY & CONTRACTOR INFORMATION

UTILITY
LICENSEE.....NORTHEAST NUCLEAR ENERGY
CORPORATE ADDRESS.....P.O. BOX 270
HARTFORD, CONNECTICUT 06101
CONTRACTOR
ARCHITECT/ENGINEER.....BECHTEL
NUC STEAM SYS SUPPLIER...COMBUSTION ENGINEERING
CONSTRUCTOR.....BECHTEL
TURBINE SUPPLIER.....GENERAL ELECTRIC

REGULATORY INFORMATION

IE REGION RESPONSIBLE.....I
IE RESIDENT INSPECTOR.....J. SHEDLOSKEY
LICENSING PROJ MANAGER.....D. OSBORNE
DOCKET NUMBER.....50-336
LICENSE & DATE ISSUANCE...DPR-65, SEPTEMBER 30, 1975
PUBLIC DOCUMENT ROOM.....WATERFORD PUBLIC LIBRARY
45 ROPE FERRY ROAD
ROUTE 156
WATERFORD, CONNECTICUT 06385

INSPECTION STATUS

INSPECTION SUMMARY

NO INSPECTION INPUT PROVIDED.

ENFORCEMENT SUMMARY

MILLSTONE UNIT 2 TECH SPEC 6.8, "PROCEDURES," REQUIRES THAT WRITTEN PROCEDURES SHALL BE ESTABLISHED, IMPLEMENTED AND MAINTAINED COVERING ACTIVITIES INCLUDING SURVEILLANCE ACTIVITIES OF SAFETY RELATED EQUIPMENT. THE CONTAINMENT LEAK RATE TEST-TYPE C (SP-2605D, REV 6) FOR THE CONTAINMENT PURGE EXHAUST VALVES REQUIRES THE FOLLOWING: -- "SET UP THE FLOW TEST BOX USING SKETCH 1 AS IN FIGURE 2605D-1" (STEP 7.2.1.1), -- OPERATION OF TEST EQUIPMENT VALVES V12 AND V13 TO PRESSURIZE THE TEST VOLUME (STEP 7.2.8.1), AND -- "REMOVE AIR SUPPLY" (STEP 7.4.3) PRIOR TO RECORDING DATA. CONTRARY TO THE ABOVE, ON APRIL 10, 1985 THE CONTAINMENT PURGE EXHAUST VALVES WERE LEAK TESTED WITHOUT THE FLOW TEST BOX BEING SET UP AS SHOWN ON SKETCH 1 OF FIGURE 2605D-1, WITHOUT TEST EQUIPMENT VALVES V12 AND V13 INSTALLED, AND WITHOUT REMOVING THE AIR SUPPLY PRIOR TO RECORDING DATA. THIS IS A SEVERITY LEVEL IV VIOLATION (SUPPLEMENT I), (8501 4)

OTHER ITEMS

Report Period JUL 1985

I N S P E C T I O N S T A T U S - (CONTINUED)

* MILLSTONE 2 *

OTHER ITEMS

SYSTEMS AND COMPONENTS:

NO INPUT PROVIDED.

FACILITY ITEMS (PLANS AND PROCEDURES):

NO INPUT PROVIDED.

MANAGERIAL ITEMS:

NO INPUT PROVIDED.

PLANT STATUS:

NO INPUT PROVIDED.

LAST IE SITE INSPECTION DATE: NO INPUT PROVIDED.

INSPECTION REPORT NO: NO INPUT PROVIDED.

R E P O R T S F R O M L I C E N S E E

=====

NUMBER	DATE OF EVENT	DATE OF REPORT	SUBJECT
--------	------------------	-------------------	---------

NO INPUT PROVIDED.

1. Docket: 50-263 O P E R A T I N G S T A T U S

2. Reporting Period: 07/01/85 Outage + On-line Hrs: 744.0

3. Utility Contact: A. L. Myrabo (612) 295-5151

4. Licensed Thermal Power (MWt): 1670

5. Nameplate Rating (Gross MWe): 632 X 0.9 = 569

6. Design Electrical Rating (Net MWe): 545

7. Maximum Dependable Capacity (Gross MWe): 564

8. Maximum Dependable Capacity (Net MWe): 536

9. If Changes Occur Above Since Last Report, Give Reasons: NONE

10. Power Level To Which Restricted, If Any (Net MWe):

11. Reasons for Restrictions, If Any: NONE

	MONTH	YEAR	CUMULATIVE
12. Report Period Hrs	<u>744.0</u>	<u>5,087.0</u>	<u>123,480.0</u>
13. Hours Reactor Critical	<u>731.2</u>	<u>4,509.1</u>	<u>94,424.6</u>
14. Rx Reserve Shtdwn Hrs	<u>.0</u>	<u>.0</u>	<u>940.7</u>
15. Hrs Generator On-Line	<u>709.5</u>	<u>4,387.3</u>	<u>92,390.3</u>
16. Unit Reserve Shtdwn Hrs	<u>.0</u>	<u>.0</u>	<u>.0</u>
17. Gross Therm Ener (MWH)	<u>1,165,838</u>	<u>7,085,411</u>	<u>148,319,225</u>
18. Gross Elec Ener (MWH)	<u>396,399</u>	<u>2,422,956</u>	<u>47,608,009</u>
19. Net Elec Ener (MWH)	<u>377,397</u>	<u>2,325,172</u>	<u>45,500,597</u>
20. Unit Service Factor	<u>95.4</u>	<u>86.2</u>	<u>74.8</u>
21. Unit Avail Factor	<u>95.4</u>	<u>86.2</u>	<u>74.8</u>
22. Unit Cap Factor (MDC Net)	<u>94.6</u>	<u>85.3</u>	<u>68.7</u>
23. Unit Cap Factor (DER Net)	<u>93.1</u>	<u>83.9</u>	<u>67.6</u>
24. Unit Forced Outage Rate	<u>1.7</u>	<u>1.0</u>	<u>5.1</u>
25. Forced Outage Hours	<u>12.0</u>	<u>46.2</u>	<u>1,335.0</u>

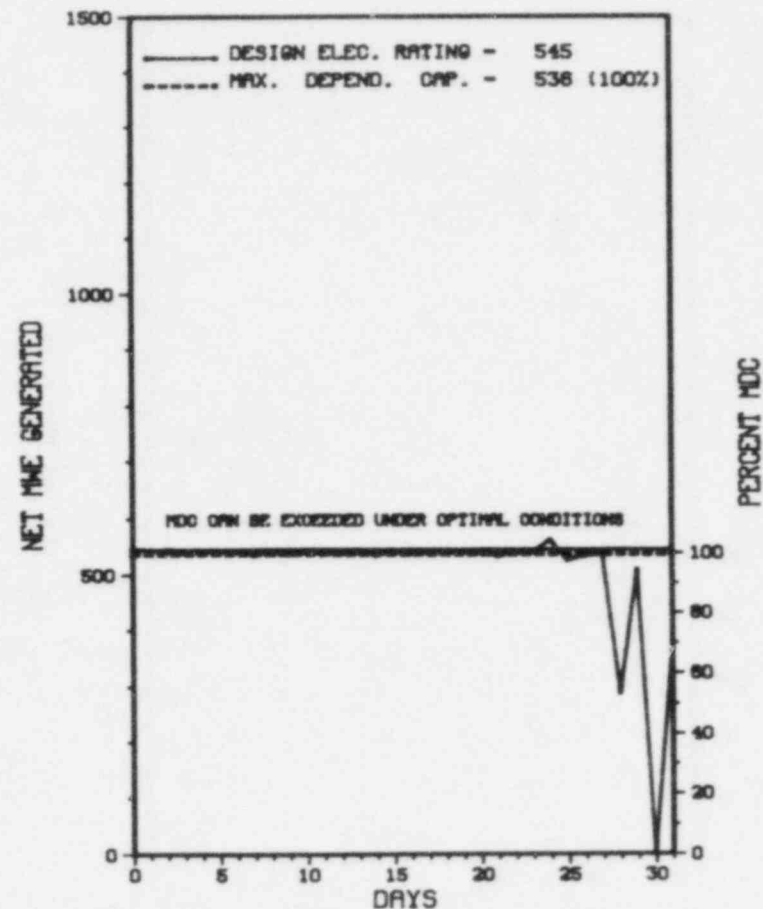
26. Shutdowns Sched Over Next 6 Months (Type, Date, Duration):
MAY 10, 1986 → REFUELING - 41 DAYS

27. If Currently Shutdown Estimated Startup Date: N/A

 * MONTICELLO *

AVERAGE DAILY POWER LEVEL (MWe) PLOT

MONTICELLO



JULY 1985

Report Period JUL 1985

UNIT SHUTDOWNS / REDUCTIONS

 * MONTICELLO *

No.	Date	Type	Hours	Reason	Method	LER Number	System	Component	Cause & Corrective Action to Prevent Recurrence
10	07/29/85	F	12.0	A	3		AD	MG	REACTOR SCRAM FOLLOWING BRUSH MAINTENANCE ON RECIRCULATION MG SET.
11	07/30/85	S	22.5	B	9		CC	V	REPAIRED LEAK ON REACTOR BUILDING CLOSED COOLING WATER VALVE IN DRYWELL. NOTE: THE UNIT WAS IN A SHUTDOWN CONDITION PRIOR TO THIS OUTAGE.

 * SUMMARY *

 MONTICELLO OPERATED IN JULY WITH 2 SHUTDOWNS AS NOTED ABOVE.

Type	Reason	Method	System & Component
F-Forced	A-Equip Failure	1-Manual	Exhibit F & H
S-Sched	B-Maint or Test	2-Manual Scram	Instructions for
	C-Refueling	3-Auto Scram	Preparation of
	D-Regulatory Restriction	4-Continued	Data Entry Sheet
	E-Operator Training	5-Reduced Load	Licensee Event Report
	& License Examination	9-Other	(LER) File (NUREG-0161)

* MONTICELLO *

F A C I L I T Y D A T A

Report Period JUL 1985

FACILITY DESCRIPTION

LOCATION
STATE.....MINNESOTA
COUNTY.....WRIGHT
DIST AND DIRECTION FROM
NEAREST POPULATION CTR....30 MI NW OF
MINNEAPOLIS, MINN

TYPE OF REACTOR.....BWR

DATE INITIAL CRITICALITY...DECEMBER 10, 1970

DATE ELEC ENER 1ST GENER...MARCH 5, 1971

DATE COMMERCIAL OPERATE...JUNE 30, 1971

CONDENSER COOLING METHOD...COOLING TOWER

CONDENSER COOLING WATER...MISSISSIPPI RIVER

ELECTRIC RELIABILITY

COUNCIL.....MID-CONTINENT AREA
RELIABILITY COORDINATION
AGREEMENT

UTILITY & CONTRACTOR INFORMATION

UTILITY
LICENSEE.....NORTHERN STATES POWER
CORPORATE ADDRESS.....414 NICOLLET MALL
MINNEAPOLIS, MINNESOTA 55401

CONTRACTOR
ARCHITECT/ENGINEER.....BECHTEL
NUC STEAM SYS SUPPLIER...GENERAL ELECTRIC
CONSTRUCTOR.....BECHTEL
TURBINE SUPPLIER.....GENERAL ELECTRIC

REGULATORY INFORMATION

IE REGION RESPONSIBLE.....III
IE RESIDENT INSPECTOR.....P. HARTMAN
LICENSING PROJ MANAGER.....R. AULUCK
DOCKET NUMBER.....50-263
LICENSE & DATE ISSUANCE...DPR-22, JANUARY 9, 1981
PUBLIC DOCUMENT ROOM.....ENVIRONMENTAL CONSERVATION LIBRARY
MINNEAPOLIS PUBLIC LIBRARY
300 NICOLLET MALL
MINNEAPOLIS, MINNESOTA 55401

I N S P E C T I O N S T A T U S

INSPECTION SUMMARY

INSPECTION ON JUNE 11-13 (85019): ROUTINE, ANNOUNCED INSPECTION TO FOLLOWUP ON ACTIONS RELATIVE TO IE BULLETINS PREVIOUSLY IDENTIFIED; INSPECTION FINDINGS; AND REVIEW OF LICENSEE SNUBBER INSPECTIONS CONDUCTED DURING THE EXTENDED PLANT OUTAGE. THE INSPECTION INVOLVED 20 INSPECTOR-HOURS ONSITE BY ONE NRC INSPECTOR. NO VIOLATIONS OR DEVIATIONS WERE IDENTIFIED.

ENFORCEMENT SUMMARY

NONE

OTHER ITEMS

SYSTEMS AND COMPONENT PROBLEMS:

CRD FILTER PLUGGING FOUND AND THE CHANGE OUT OF ALL DRIVES WITH SPECIAL CLEANING OF GUIDE TUBES.

INSPECTION STATUS - (CONTINUED)

OTHER ITEMS

NONE

NONE

PLANT STATUS:

OPERATING ROUTINELY

LAST IE SITE INSPECTION DATE: JULY 29 - AUGUST 1, 1985

INSPECTION REPORT NO: 85021

REPORTS FROM LICENSEE

NUMBER	DATE OF EVENT	DATE OF REPORT	SUBJECT
85-10	06/12/85	07/12/85	REACTOR SCRAM DURING MSL LOW PRESSURE SURVEILLANCE TEST
85-11	06/24/85	07/24/85	ACTUATION OF EFT IN E-MODE
85-12	06/03/85	07/03/85	WRGM TRIP DUE TO POWER LOSS

1. Docket: 50-220 O P E R A T I N G S T A T U S

2. Reporting Period: 07/01/85 Outage + On-line Hrs: 744.0

3. Utility Contact: THOMAS W. ROMAN (315) 349-2422

4. Licensed Thermal Power (MWt): 1850

5. Nameplate Rating (Gross MWe): 755 X 0.85 = 642

6. Design Electrical Rating (Net MWe): 620

7. Maximum Dependable Capacity (Gross MWe): 630

8. Maximum Dependable Capacity (Net MWe): 610

9. If Changes Occur Above Since Last Report, Give Reasons: NONE

10. Power Level To Which Restricted, If Any (Net MWe):

11. Reasons for Restrictions, If Any: NONE

	MONTH	YEAR	CUMULATIVE
12. Report Period Hrs	<u>744.0</u>	<u>5,087.0</u>	<u>138,047.0</u>
13. Hours Reactor Critical	<u>744.0</u>	<u>5,057.1</u>	<u>97,773.6</u>
14. Rx Reserve Shtdwn Hrs	<u>.0</u>	<u>.0</u>	<u>1,204.2</u>
15. Hrs Generator On-Line	<u>744.0</u>	<u>5,027.9</u>	<u>94,833.0</u>
16. Unit Reserve Shtdwn Hrs	<u>.0</u>	<u>.0</u>	<u>20.2</u>
17. Gross Therm Ener (MWH)	<u>1,368,331</u>	<u>9,123,707</u>	<u>158,413,074</u>
18. Gross Elec Ener (MWH)	<u>446,632</u>	<u>3,076,754</u>	<u>52,457,543</u>
19. Net Elec Ener (MWH)	<u>433,053</u>	<u>2,985,719</u>	<u>50,815,713</u>
20. Unit Service Factor	<u>100.0</u>	<u>98.8</u>	<u>68.7</u>
21. Unit Avail Factor	<u>100.0</u>	<u>98.8</u>	<u>68.7</u>
22. Unit Cap Factor (MDC Net)	<u>95.4</u>	<u>96.2</u>	<u>60.3</u>
23. Unit Cap Factor (DER Net)	<u>93.9</u>	<u>94.7</u>	<u>59.4</u>
24. Unit Forced Outage Rate	<u>.0</u>	<u>1.2</u>	<u>15.8</u>
25. Forced Outage Hours	<u>.0</u>	<u>59.1</u>	<u>13,118.5</u>

26. Shutdowns Sched Over Next 6 Months (Type, Date, Duration):

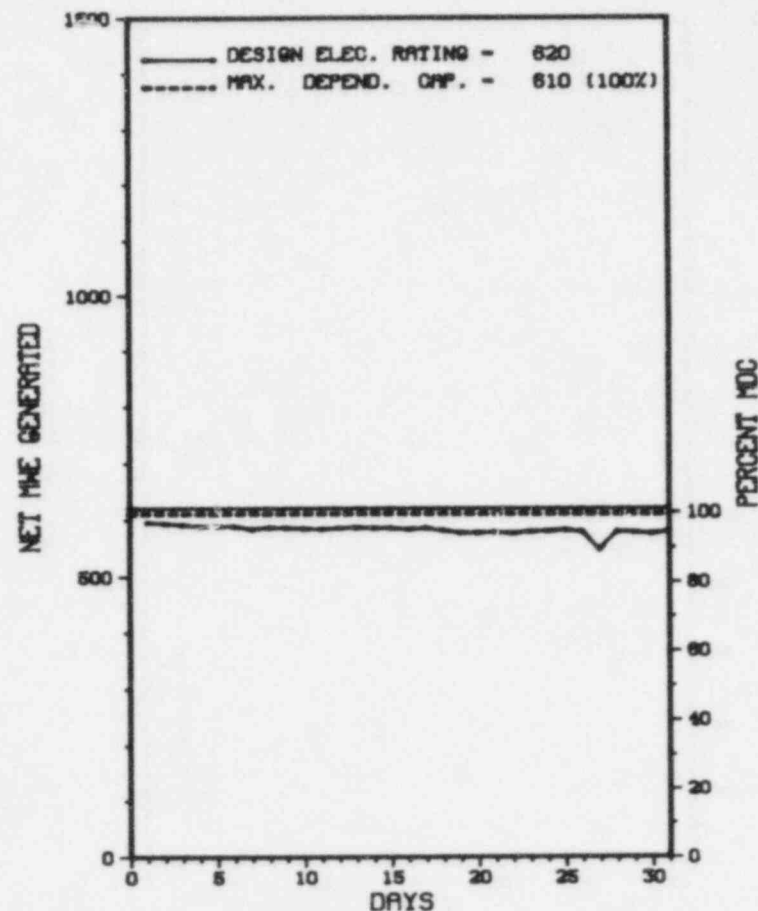
NONE

27. If Currently Shutdown Estimated Startup Date: N/A

* NINE MILE POINT 1 *

AVERAGE DAILY POWER LEVEL (MWe) PLOT

NINE MILE POINT 1



JULY 1985

Report Period JUL 1985

UNIT SHUTDOWNS / REDUCTIONS

 * NINE MILE POINT 1 *

No.	Date	Type	Hours	Reason	Method	LER Number	System	Component	Cause & Corrective Action to Prevent Recurrence
85-11	07/27/85	S	0.0	H	5				LOAD REDUCTION TO 75% FOR CONTROL ROD PATTERN ADJUSTMENT.

 * SUMMARY *

 NINE MILE POINT 1 OPERATED ROUTINELY IN JULY WITH NO SHUTDOWNS AND 1 POWER REDUCTION REPORTED.

Type	Reason	Method	System & Component
F-Forced	A-Equip Failure	F-Admin	1-Manual
S-Sched	B-Maint or Test	G-Oper Error	2-Manual Scram
	C-Refueling	H-Other	3-Auto Scram
	D-Regulatory Restriction		4-Continued
	E-Operator Training		5-Reduced Load
	& License Examination		9-Other
			Exhibit F & H
			Instructions for
			Preparation of
			Data Entry Sheet
			Licensee Event Report
			(LER) File (NUREG-0161)

* NINE MILE POINT 1 *

FACILITY DATA

Report Period JUL 1985

FACILITY DESCRIPTION

LOCATION
STATE.....NEW YORK
COUNTY.....OSWEGO
DIST AND DIRECTION FROM
NEAREST POPULATION CTR...8 MI NE OF
OSWEGO, NY
TYPE OF REACTOR.....BWR
DATE INITIAL CRITICALITY...SEPTEMBER 5, 1969
DATE ELEC ENER 1ST GENER...NOVEMBER 9, 1969
DATE COMMERCIAL OPERATE...DECEMBER 1, 1969
CONDENSER COOLING METHOD...ONCE THRU
CONDENSER COOLING WATER...LAKE ONTARIO
ELECTRIC RELIABILITY
COUNCIL.....NORTHEAST POWER
COORDINATING COUNCIL

UTILITY & CONTRACTOR INFORMATION

UTILITY
LICENSEE.....NIAGARA MOHAWK POWER CORP.
CORPORATE ADDRESS.....300 ERIE BOULEVARD WEST
SYRACUSE, NEW YORK 13202
CONTRACTOR
ARCHITECT/ENGINEER.....NIAGARA MOHAWK POWER CORP.
NUC STEAM SYS SUPPLIER...GENERAL ELECTRIC
CONSTRUCTOR.....STONE & WEBSTER
TURBINE SUPPLIER.....GENERAL ELECTRIC

REGULATORY INFORMATION

IE REGION RESPONSIBLE.....I
IE RESIDENT INSPECTOR.....S. HUDSON
LICENSING PROJ MANAGER.....R. HERMANN
DOCKET NUMBER.....50-220
LICENSE & DATE ISSUANCE...DPR-63, DECEMBER 26, 1974
PUBLIC DOCUMENT ROOM.....STATE UNIVERSITY COLLEGE OF OSWEGO
PENFIELD LIBRARY - DOCUMENTS
OSWEGO, NY 13126
(315) 341-2323

INSPECTION STATUS

INSPECTION SUMMARY

NO INSPECTION INPUT PROVIDED.

ENFORCEMENT SUMMARY

NONE

OTHER ITEMS

SYSTEMS AND COMPONENTS:

NO INPUT PROVIDED.

FACILITY ITEMS (PLANS AND PROCEDURES):

Report Period JUL 1985

I N S P E C T I O N S T A T U S - (CONTINUED)

* NINE MILE POINT 1 *

OTHER ITEMS

NO INPUT PROVIDED.

MANAGERIAL ITEMS:

NO INPUT PROVIDED.

PLANT STATUS:

NO INPUT PROVIDED.

LAST IE SITE INSPECTION DATE: NO INPUT PROVIDED.

INSPECTION REPORT NO: NO INPUT PROVIDED.

R E P O R T S F R O M L I C E N S E E

=====

NUMBER	DATE OF EVENT	DATE OF REPORT	SUBJECT

NO INPUT PROVIDED.			
=====			

1. Docket: 50-338 O P E R A T I N G S T A T U S

2. Reporting Period: 07/01/85 Outage + On-line Hrs: 744.0

3. Utility Contact: B. GARNER (703) 894-5151 X2527

4. Licensed Thermal Power (Mwt): 2775

5. Nameplate Rating (Gross MWe): 947

6. Design Electrical Rating (Net MWe): 907

7. Maximum Dependable Capacity (Gross MWe): 941

8. Maximum Dependable Capacity (Net MWe): 893

9. If Changes Occur Above Since Last Report, Give Reasons:
MDC GROSS CHANGED

10. Power Level To Which Restricted, If Any (Net MWe): _____

11. Reasons for Restrictions, If Any: _____
NONE

	MONTH	YEAR	CUMULATIVE
12. Report Period Hrs	<u>744.0</u>	<u>5,087.0</u>	<u>62,712.0</u>
13. Hours Reactor Critical	<u>744.0</u>	<u>5,087.0</u>	<u>43,434.0</u>
14. Rx Reserve Shtdwn Hrs	<u>.0</u>	<u>.0</u>	<u>2,185.4</u>
15. Hrs Generator On-Line	<u>744.0</u>	<u>5,059.8</u>	<u>42,148.6</u>
16. Unit Reserve Shtdwn Hrs	<u>.0</u>	<u>.0</u>	<u>.0</u>
17. Gross Therm Ener (MWH)	<u>2,064,532</u>	<u>13,728,039</u>	<u>110,591,705</u>
18. Gross Elec Ener (MWH)	<u>692,371</u>	<u>4,625,591</u>	<u>35,997,772</u>
19. Net Elec Ener (MWH)	<u>657,721</u>	<u>4,396,257</u>	<u>34,012,275</u>
20. Unit Service Factor	<u>100.0</u>	<u>99.5</u>	<u>67.2</u>
21. Unit Avail Factor	<u>100.0</u>	<u>99.5</u>	<u>67.2</u>
22. Unit Cap Factor (MDC Net)	<u>99.0</u>	<u>97.0</u>	<u>60.7</u>
23. Unit Cap Factor (DER Net)	<u>97.5</u>	<u>95.3</u>	<u>59.8</u>
24. Unit Forced Outage Rate	<u>.0</u>	<u>.5</u>	<u>12.0</u>
25. Forced Outage Hours	<u>.0</u>	<u>27.2</u>	<u>5,642.1</u>

26. Shutdowns Sched Over Next 6 Months (Type, Date, Duration):

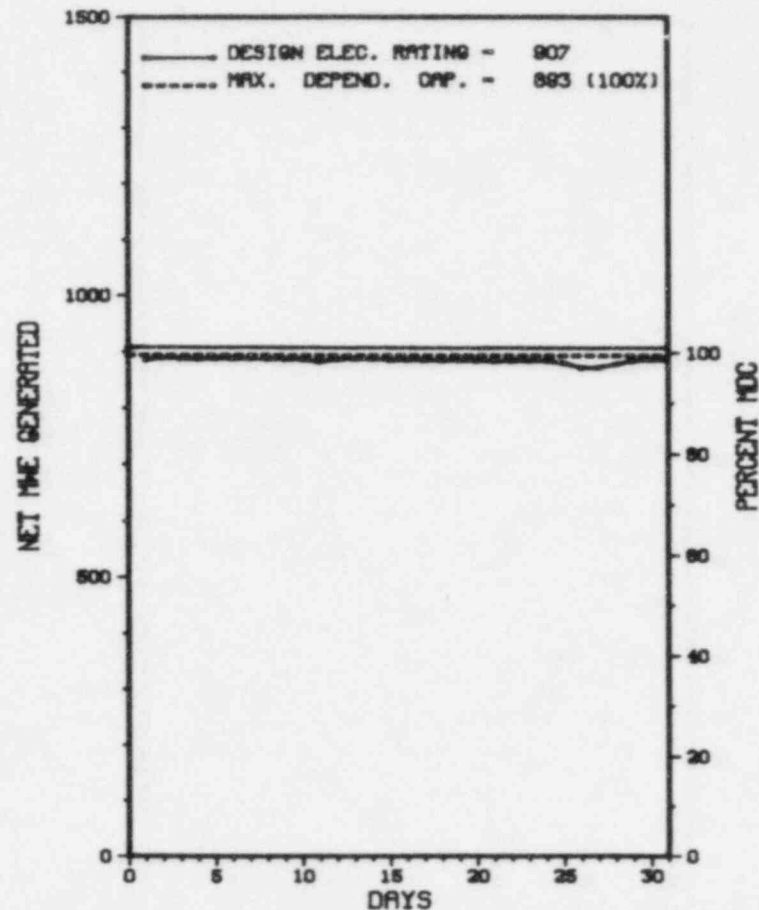
REFUELING, NOVEMBER 1, 1985, 48 DAYS

27. If Currently Shutdown Estimated Startup Date: N/A

X NORTH ANNA 1 X

AVERAGE DAILY POWER LEVEL (MWe) PLOT

NORTH ANNA 1



JULY 1985

Report Period JUL 1985

UNIT SHUTDOWNS / REDUCTIONS

* NORTH ANNA 1 *

No.	Date	Type	Hours	Reason	Method	LER Number	System Component	Cause & Corrective Action to Prevent Recurrence
-----	------	------	-------	--------	--------	------------	------------------	---

NONE

* SUMMARY *

NORTH ANNA 1 OPERATED ROUTINELY IN JULY WITH NO SHUTDOWNS OR POWER REDUCTIONS REPORTED.

Type	Reason	Method	System & Component
F-Forced	A-Equip Failure	1-Manual	Exhibit F & H
S-Sched	B-Maint or Test	2-Manual Scram	Instructions for
	C-Refueling	3-Auto Scram	Preparation of
	D-Regulatory Restriction	4-Continued	Data Entry Sheet
	E-Operator Training	5-Reduced Load	Licensee Event Report
	& License Examination	9-Other	(LER) File (NUREG-0161)

* NORTH ANNA 1 *

FACILITY DATA

Report Period JUL 1985

FACILITY DESCRIPTION

LOCATION
STATE.....VIRGINIA

COUNTY.....LOUISA

DIST AND DIRECTION FROM
NEAREST POPULATION CTR...40 MI NW OF
RICHMOND, VA

TYPE OF REACTOR.....PWR

DATE INITIAL CRITICALITY...APRIL 5, 1978

DATE ELEC ENER 1ST GENER...APRIL 17, 1978

DATE COMMERCIAL OPERATE...JUNE 6, 1978

CONDENSER COOLING METHOD...ONCE THRU

CONDENSER COOLING WATER...LAKE ANNA

ELECTRIC RELIABILITY
COUNCIL.....SOUTHEASTERN ELECTRIC
RELIABILITY COUNCIL

UTILITY & CONTRACTOR INFORMATION

UTILITY
LICENSEE.....VIRGINIA POWER

CORPORATE ADDRESS.....P.O. BOX 26666
RICHMOND, VIRGINIA 23261

CONTRACTOR
ARCHITECT/ENGINEER.....STONE & WEBSTER

NUC STEAM SYS SUPPLIER...WESTINGHOUSE

CONSTRUCTOR.....STONE & WEBSTER

TURBINE SUPPLIER.....WESTINGHOUSE

REGULATORY INFORMATION

IE REGION RESPONSIBLE.....II

IE RESIDENT INSPECTOR.....M. BRANCH

LICENSING PROJ MANAGER....L. ENGLE
DOCKET NUMBER.....50-338

LICENSE & DATE ISSUANCE...NPF-4, APRIL 1, 1978

PUBLIC DOCUMENT ROOM.....ALDERMAN LIBRARY/MANUSCRIPTS DEPT.
UNIV. OF VIRGINIA/CHARLOTTESVILLE VA 22901
& LOUISA COUNTY COURTHOUSE,
LOUISA, VA 23093

INSPECTION STATUS

INSPECTION SUMMARY

+ INSPECTION JUNE 3 - JULY 7 (85-16): THIS ROUTINE INSPECTION INVOLVED 113 INSPECTOR-HOURS ONSITE IN THE AREAS OF LICENSEE EVENT REPORTS (LER), PREVIOUSLY IDENTIFIED ITEMS, LICENSEE ACTION ON PREVIOUS INSPECTION FINDINGS, ENGINEERED SAFETY FEATURES WALKDOWN, OPERATIONAL SAFETY VERIFICATION, MONTHLY MAINTENANCE, MONTHLY SURVEILLANCE AND INSPECTION OF MANUAL REACTOR TRIP CIRCUIT LOCATION. ONE VIOLATION WAS IDENTIFIED: MULTIPLE EXAMPLES OF FAILURE TO FOLLOW PROCEDURE, PARAGRAPHS 10, 11 AND 12.

INSPECTION JUNE 11-13 (85-17): THIS ROUTINE, UNANNOUNCED INSPECTION ENTAILED 12.5 INSPECTOR-HOURS ONSITE IN THE AREAS OF SERVICE WATER PIPE MECHANICAL CLEANING AND WELDING, LICENSEE ACTION ON PREVIOUS OPEN ITEMS, SPENT FUEL STORAGE RACK WORK OBSERVATION, AND SERVICE WATER RESERVOIR IMPROVEMENTS. NO VIOLATIONS OR DEVIATIONS WERE IDENTIFIED.

ENFORCEMENT SUMMARY

NONE

OTHER ITEMS

INSPECTION STATUS - (CONTINUED)

OTHER ITEMS

NONE.

NONE.

NONE.

NORMAL OPERATION.

INSPECTION REPORT NO: 50-338/85-16 +

REPORTS FROM LICENSEE

PAGE 2-209

1. Docket: 50-339 O P E R A T I N G S T A T U S

2. Reporting Period: 07/01/85 Outage + On-line Hrs: 744.0

3. Utility Contact: B. GARNER (703) 894-5151 X2527

4. Licensed Thermal Power (MWt): 2775

5. Nameplate Rating (Gross MWe): 947

6. Design Electrical Rating (Net MWe): 907

7. Maximum Dependable Capacity (Gross MWe): 941

8. Maximum Dependable Capacity (Net MWe): 893

9. If Changes Occur Above Since Last Report, Give Reasons:

NONE

10. Power Level To Which Restricted, If Any (Net MWe):

11. Reasons for Restrictions, If Any:

NONE

	MONTH	YEAR	CUMULATIVE
12. Report Period Hrs	<u>744.0</u>	<u>5,087.0</u>	<u>40,583.0</u>
13. Hours Reactor Critical	<u>679.2</u>	<u>4,963.4</u>	<u>30,746.3</u>
14. Rx Reserve Shtdwn Hrs	<u>64.8</u>	<u>93.3</u>	<u>2,470.1</u>
15. Hrs Generator On-Line	<u>657.3</u>	<u>4,736.0</u>	<u>29,913.2</u>
16. Unit Reserve Shtdwn Hrs	<u>.0</u>	<u>.0</u>	<u>.0</u>
17. Gross Therm Ener (MWH)	<u>1,709,080</u>	<u>12,104,277</u>	<u>77,608,507</u>
18. Gross Elec Ener (MWH)	<u>563,514</u>	<u>4,022,336</u>	<u>25,741,601</u>
19. Net Elec Ener (MWH)	<u>533,551</u>	<u>3,812,067</u>	<u>24,381,340</u>
20. Unit Service Factor	<u>88.3</u>	<u>93.1</u>	<u>73.7</u>
21. Unit Avail Factor	<u>88.3</u>	<u>93.1</u>	<u>73.7</u>
22. Unit Cap Factor (MDC Net)	<u>80.3</u>	<u>84.0</u>	<u>67.3</u>
23. Unit Cap Factor (DER Net)	<u>79.1</u>	<u>82.6</u>	<u>66.2</u>
24. Unit Forced Outage Rate	<u>11.7</u>	<u>6.9</u>	<u>12.1</u>
25. Forced Outage Hours	<u>86.7</u>	<u>351.0</u>	<u>4,125.7</u>

26. Shutdowns Sched Over Next 6 Months (Type, Date, Duration):

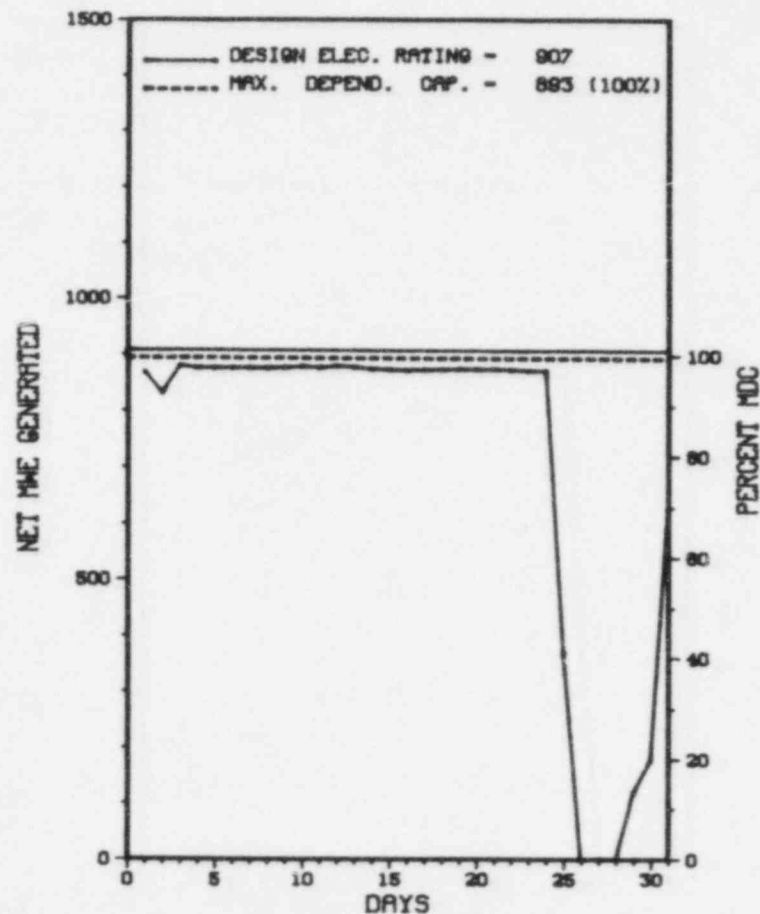
NONE

27. If Currently Shutdown Estimated Startup Date: N/A

* NORTH ANNA 2 *

AVERAGE DAILY POWER LEVEL (MWe) PLOT

NORTH ANNA 2



JULY 1985

Report Period JUL 1985

UNIT SHUTDOWNS / REDUCTIONS

* NORTH ANNA 2 *

No.	Date	Type	Hours	Reason	Method	LER Number	System Component	Cause & Corrective Action to Prevent Recurrence
85-37	07/01/85	S	0.0	H	5			RAMPED DOWN TO 88% POWER FOR LOAD FOLLOW. UNIT RETURNED TO 100% POWER.
85-38	07/02/85	S	0.0	H	5			RAMPED DOWN TO 68% POWER FOR LOAD FOLLOW. UNIT RETURNED TO 100% POWER.
85-39	07/25/85	F	86.7	A	1			RAMPED UNIT 2 OFF LINE FOR HIGH REACTOR COOLANT SYSTEM UNIDENTIFIED LEAKAGE. UNIT RETURNED TO 100% POWER.

* SUMMARY *

NORTH ANNA 2 EXPERIENCED 1 SHUTDOWN IN JULY PLUS 2 POWER REDUCTIONS.

Type	Reason	Method	System & Component
F-Forced	A-Equip Failure	1-Manual	Exhibit F & H
S-Sched	B-Maint or Test	2-Manual Scram	Instructions for
	C-Refueling	3-Auto Scram	Preparation of
	D-Regulatory Restriction	4-Continued	Data Entry Sheet
	E-Operator Training	5-Reduced Load	Licensee Event Report
	& License Examination	9-Other	(LER) File (NUREG-0161)

* NORTH ANNA 2 *

F A C I L I T Y D A T A

Report Period JUL 1985

FACILITY DESCRIPTION

LOCATION
STATE.....VIRGINIA
COUNTY.....LOUISA
DIST AND DIRECTION FROM
NEAREST POPULATION CTR....40 MI NW OF
RICHMOND, VA

TYPE OF REACTOR.....PHR

DATE INITIAL CRITICALITY...JUNE 12, 1980
DATE ELEC ENER 1ST GENER...AUGUST 25, 1980
DATE COMMERCIAL OPERATE....DECEMBER 14, 1980

CONDENSER COOLING METHOD...ONCE THRU
CONDENSER COOLING WATER...LAKE ANNA

ELECTRIC RELIABILITY
COUNCIL.....SOUTHEASTERN ELECTRIC
RELIABILITY COUNCIL

UTILITY & CONTRACTOR INFORMATION

UTILITY
LICENSEE.....VIRGINIA POWER
CORPORATE ADDRESS.....P.O. BOX 26666
RICHMOND, VIRGINIA 23261

CONTRACTOR
ARCHITECT/ENGINEER.....STONE & WEBSTER
NUC STEAM SYS SUPPLIER...WESTINGHOUSE
CONSTRUCTOR.....STONE & WEBSTER
TURBINE SUPPLIER.....WESTINGHOUSE

REGULATORY INFORMATION

IE REGION RESPONSIBLE.....II

IE RESIDENT INSPECTOR.....M. BRANCH

LICENSING PROJ MANAGER.....L. ENGLE
DOCKET NUMBER.....50-339

LICENSE & DATE ISSUANCE....NPF-7, AUGUST 21, 1980

PUBLIC DOCUMENT ROOM.....ALDERMAN LIBRARY/MANUSCRIPTS DEPT.
UNIV. OF VIRGINIA/CHARLOTTESVILLE VA 22901
& LOUISA COUNTY COURTHOUSE,
LOUISA, VA 23093

I N S P E C T I O N S T A T U S

INSPECTION SUMMARY

+ INSPECTION JUNE 3 - JULY 7 (85-16): THIS ROUTINE INSPECTION INVOLVED 113 INSPECTOR-HOURS ONSITE IN THE AREAS OF LICENSEE EVENT REPORTS (LER), PREVIOUSLY IDENTIFIED ITEMS, LICENSEE ACTION ON PREVIOUS INSPECTION FINDINGS, ENGINEERED SAFETY FEATURES WALKDOWN, OPERATIONAL SAFETY VERIFICATION, MONTHLY MAINTENANCE, MONTHLY SURVEILLANCE AND INSPECTION OF MANUAL REACTOR TRIP CIRCUIT LOCATION. ONE VIOLATION WAS IDENTIFIED: MULTIPLE EXAMPLES OF FAILURE TO FOLLOW PROCEDURE, PARAGRAPHS 10, 11 AND 12.

INSPECTION JUNE 11-13 (85-17): THIS ROUTINE, UNANNOUNCED INSPECTION ENTAILED 12.5 INSPECTOR-HOURS ONSITE IN THE AREAS OF SERVICE WATER PIPE MECHANICAL CLEANING AND WELDING, LICENSEE ACTION ON PREVIOUS OPEN ITEMS, SPENT FUEL STORAGE RACK WORK OBSERVATION, AND SERVICE WATER RESERVOIR IMPROVEMENTS. NO VIOLATIONS OR DEVIATIONS WERE IDENTIFIED.

ENFORCEMENT SUMMARY

NONE

OTHER ITEMS

Report Period JUL 1985

INSPECTION STATUS - (CONTINUED)

* NORTH ANNA 2 *

OTHER ITEMS

SYSTEMS AND COMPONENT PROBLEMS:

NONE.

FACILITY ITEMS (PLANS AND PROCEDURES):

NONE.

MANAGERIAL ITEMS:

NONE.

PLANT STATUS:

NORMAL OPERATION.

LAST IE SITE INSPECTION DATE: JUNE 3 - JULY 17, 1985 +

INSPECTION REPORT NO: 50-339/85-16 +

REPORTS FROM LICENSEE

NUMBER	DATE OF EVENT	DATE OF REPORT	SUBJECT
--------	------------------	-------------------	---------

NONE.

1. Docket: 50-269 O P E R A T I N G S T A T U S

2. Reporting Period: 07/01/85 Outage + On-line Hrs: 744.0

3. Utility Contact: J. A. REAVIS (704) 373-7567

4. Licensed Thermal Power (Mwt): 2568

5. Nameplate Rating (Gross MWe): 1038 X 0.9 = 934

6. Design Electrical Rating (Net MWe): 887

7. Maximum Dependable Capacity (Gross MWe): 899

8. Maximum Dependable Capacity (Net MWe): 860

9. If Changes Occur Above Since Last Report, Give Reasons:
NONE

10. Power Level To Which Restricted, If Any (Net MWe):

11. Reasons for Restrictions, If Any:
NONE

	MONTH	YEAR	CUMULATIVE
12. Report Period Hrs	<u>744.0</u>	<u>5,087.0</u>	<u>105,576.0</u>
13. Hours Reactor Critical	<u>744.0</u>	<u>5,050.6</u>	<u>77,044.0</u>
14. Rx Reserve Shtdwn Hrs	<u>.0</u>	<u>.0</u>	<u>.0</u>
15. Hrs Generator On-Line	<u>744.0</u>	<u>5,035.5</u>	<u>73,737.9</u>
16. Unit Reserve Shtdwn Hrs	<u>.0</u>	<u>.0</u>	<u>.0</u>
17. Gross Therm Ener (MWH)	<u>1,842,180</u>	<u>12,804,735</u>	<u>177,678,499</u>
18. Gross Elec Ener (MWH)	<u>638,630</u>	<u>4,445,970</u>	<u>61,782,650</u>
19. Net Elec Ener (MWH)	<u>608,071</u>	<u>4,244,713</u>	<u>58,576,999</u>
20. Unit Service Factor	<u>100.0</u>	<u>98.9</u>	<u>69.8</u>
21. Unit Avail Factor	<u>100.0</u>	<u>98.9</u>	<u>69.8</u>
22. Unit Cap Factor (MDC Net)	<u>95.0</u>	<u>97.0</u>	<u>64.4*</u>
23. Unit Cap Factor (DER Net)	<u>92.1</u>	<u>94.1</u>	<u>62.6*</u>
24. Unit Forced Outage Rate	<u>.0</u>	<u>1.1</u>	<u>15.2</u>
25. Forced Outage Hours	<u>.0</u>	<u>53.5</u>	<u>12,258.7</u>

26. Shutdowns Sched Over Next 6 Months (Type, Date, Duration):

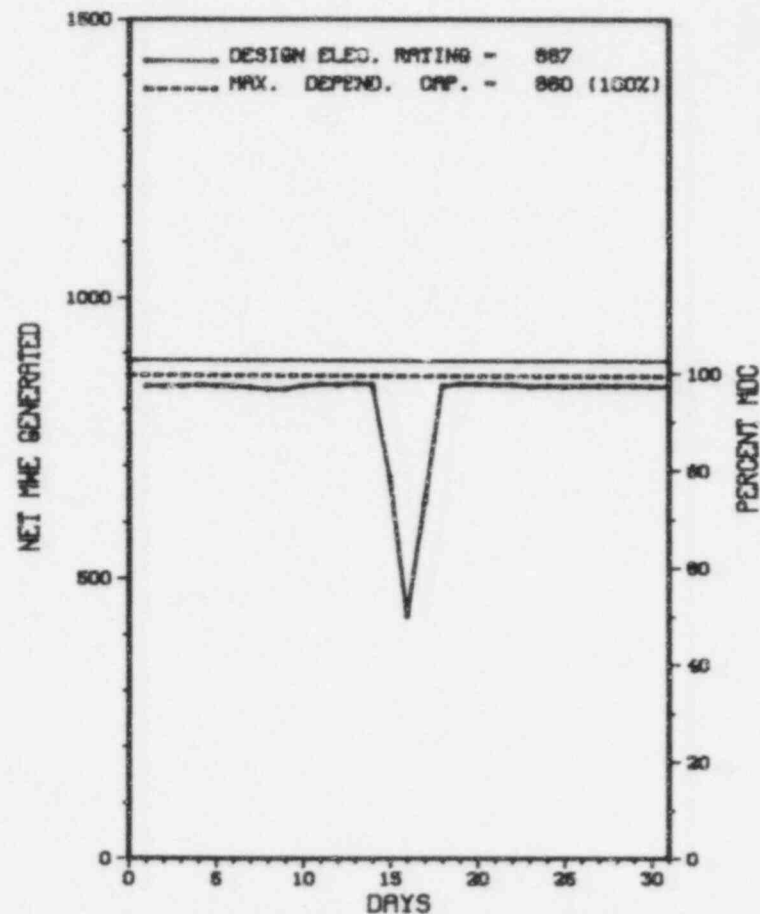
NONE

27. If Currently Shutdown Estimated Startup Date: N/A

* OCONEE 1 *

AVERAGE DAILY POWER LEVEL (MWe) PLOT

OCONEE 1



JULY 1985

* Item calculated with a Weighted Average

 * OCONEE 1 *

Report Period JUL 1985

UNIT SHUTDOWNS / REDUCTIONS

No.	Date	Type	Hours	Reason	Method	LER Number	System Component	Cause & Corrective Action to Prevent Recurrence
8-P	07/15/85	F	0.0	A	5		CH PUMPXX	LOW CONTROL OIL PRESSURE CAUSED FEEDWATER PUMP TRIP AND RUNBACK.
9-P	07/15/85	F	0.0	A	5		CH PUMPXX	INVESTIGATE FEEDWATER PUMP CONTROL OIL PROBLEMS.
10-P	07/17/85	S	0.0	F	5		CC VALVEX	CONTROL AND STOP VALVE MOVEMENT PT'S.

OCONEE 1 EXPERIENCED NO SHUTDOWNS AND 3 POWER REDUCTIONS IN JULY.

 * SUMMARY *

Type	Reason	Method	System & Component
F-Forced S-Sched	A-Equip Failure B-Maint or Test C-Refueling D-Regulatory Restriction E-Operator Training & License Examination	1-Manual 2-Manual Scram 3-Auto Scram 4-Continued 5-Reduced Load 9-Other	Exhibit F & H Instructions for Preparation of Data Entry Sheet Licensee Event Report (LER) File (NUREG-0161)

* OCONEE 1 *

FACILITY DATA

Report Period JUL 1985

FACILITY DESCRIPTION

LOCATION
STATE.....SOUTH CAROLINA

COUNTY.....OCONEE

DIST AND DIRECTION FROM
NEAREST POPULATION CTR...30 MI W OF
GREENVILLE, SC

TYPE OF REACTOR.....PWR

DATE INITIAL CRITICALITY...APRIL 19, 1973

DATE ELEC ENER 1ST GENER...MAY 6, 1973

DATE COMMERCIAL OPERATE...JULY 15, 1973

CONDENSER COOLING METHOD...ONCE THRU

CONDENSER COOLING WATER...LAKE KEOWEE

ELECTRIC RELIABILITY
COUNCIL.....SOUTHEASTERN ELECTRIC
RELIABILITY COUNCIL

UTILITY & CONTRACTOR INFORMATION

UTILITY
LICENSEE.....DUKE POWER

CORPORATE ADDRESS.....422 SOUTH CHURCH STREET
CHARLOTTE, NORTH CAROLINA 28242

CONTRACTOR
ARCHITECT/ENGINEER.....DUKE & BECHTEL

NUC STEAM SYS SUPPLIER...BABCOCK & WILCOX

CONSTRUCTOR.....DUKE POWER

TURBINE SUPPLIER.....GENERAL ELECTRIC

REGULATORY INFORMATION

IE REGION RESPONSIBLE.....II

IE RESIDENT INSPECTOR.....J. BRYANT

LICENSING PROJ MANAGER.....H. NICOLARAS
DOCKET NUMBER.....50-269

LICENSE & DATE ISSUANCE...DPR-38, FEBRUARY 6, 1973

PUBLIC DOCUMENT ROOM.....OCONEE COUNTY LIBRARY
501 W. SOUTH BROAD ST.
WALHALLA, SOUTH CAROLINA 29691

INSPECTION STATUS

INSPECTION SUMMARY

+ INSPECTION MAY 13 - JUNE 10 (85-12): THIS ROUTINE, UNANNOUNCED INSPECTION ENTAILED 78 RESIDENT INSPECTOR HOURS ONSITE IN THE AREAS OF OPERATIONS, SURVEILLANCE, MAINTENANCE, INSPECTOR FOLLOWUP ITEMS, AND FOLLOWUP OF EVENTS. OF THE FIVE AREAS INSPECTED, NO ITEMS OF NONCOMPLIANCE OR DEVIATIONS WERE IDENTIFIED.

INSPECTION JUNE 17-20 (85-15): THIS ROUTINE, ANNOUNCED INSPECTION ENTAILED 56 INSPECTOR-HOURS ONSITE IN THE AREA OF EMERGENCY PREPAREDNESS EXERCISE. NO VIOLATIONS OR DEVIATIONS WERE IDENTIFIED.

INSPECTION JUNE 18-23 (85-16): THIS ROUTINE, ANNOUNCED INSPECTION INVOLVED 19.5 INSPECTOR-HOURS ONSITE IN THE AREAS OF STEAM GENERATOR CLEANING. NO VIOLATIONS OR DEVIATIONS WERE IDENTIFIED.

INSPECTION JUNE 11 - JULY 8 (85-17): THIS ROUTINE, UNANNOUNCED INSPECTION ENTAILED 73 RESIDENT INSPECTOR HOURS ONSITE IN THE AREAS OF OPERATIONS, SURVEILLANCE, MAINTENANCE, AND STATION DRILLS. OF THE FOUR AREAS INSPECTED, NO ITEMS OF NONCOMPLIANCE OR DEVIATIONS WERE IDENTIFIED.

ENFORCEMENT SUMMARY

CONTRARY TO 10 CFR 71.5(A) AND 49 CFR 173.425(B), THE LICENSEE FAILED TO PACKAGE A SHIPMENT OF LOW SPECIFIC ACTIVITY (LSA)

Report Period JUL 1985

INSPECTION STATUS - (CONTINUED)

* OCONEE 1 *

ENFORCEMENT SUMMARY

RADIOACTIVE MATERIAL IN A DOT SPECIFICATION 7A PACKAGE OR A STRONG, TIGHT PACKAGE, IN THAT ON MARCH 1, 1985, THE TOP OF THE PACKAGE CAME OFF DURING TRANSPORT. (8500 3)

CONTRARY TO 10 CFR 50.59(B) THE LICENSEE DID NOT SUBMIT AN ANNUAL REPORT OF NUCLEAR STATION MODIFICATIONS COMPLETED BETWEEN JANUARY 1 AND DECEMBER 31, 1983, WITH THE REQUIRED TIMEFRAME. CONTRARY TO TECHNICAL SPECIFICATION 3.5.2.5.C, THE CONTROL ROD POSITION LIMITS WERE EXCEEDED ON APRIL 21, 1985 DURING UNIT 2 POWER ESCALATION FOLLOWING A REFUELING OUTAGE. THE CONTROL RODS WERE DETERMINED TO BE IN THE REGION OF UNACCEPTABLE OPERATION BASED ON REACTOR POWER OF 15% WITH GROUP 5 CONTROL RODS AT 70% WITHDRAWN. THOUGH POSITION LIMITS WERE EXCEEDED, THE REQUIRED 1% DELTA K OVER K SHUTDOWN MARGIN WAS AVAILABLE. CONTRARY TO 10 CFR 50.59(B) THE LICENSEE DID NOT SUBMIT AN ANNUAL REPORT OF NUCLEAR STATION MODIFICATIONS COMPLETED BETWEEN JANUARY 1 AND DECEMBER 31, 1983, WITH THE REQUIRED TIMEFRAME. TECHNICAL SPECIFICATION 6.11 STATES THAT PROCEDURES FOR PERSONNEL RADIATION PROTECTION SHALL BE PREPARED CONSISTENT WITH THE REQUIREMENTS OF 10 CFR 20 AND SHALL BE APPROVED, MAINTAINED, AND ADHERED TO FOR ALL OPERATIONS INVOLVING PERSONAL RADIATION EXPOSURE. THE FOLLOWING EXAMPLES OF FAILURE TO FOLLOW RADIOLOGICAL ACCESS CONTROL PROCEDURES WERE IDENTIFIED: A. PROCEDURE 7.04 ALLOWS ONLY EMERGENCY USE OF DOOR 168 FOR AUXILIARY BUILDING INGRESS AND EGRESS UNLESS PRIOR ARRANGEMENTS WITH THE RADIATION SAFETY OFFICE HAVE BEEN MADE. CONTRARY TO THIS, DOOR 168 HAS BEEN USED ROUTINELY FOR NORMAL AUXILIARY BUILDING INGRESS AND EGRESS WITHOUT RADIATION SAFETY APPROVAL. THIS PRACTICE HAS CONTINUED FOR AN EXTENDED PERIOD OF TIME. B. PROCEDURE 7.04 ALLOWS WORKERS TO LOG INTO THE CONTROLLED AREA PRIOR TO THE FIRST ENTRY OF A WORK SHIFT AND LOG OUT AFTER THE LAST ENTRY OF THE SHIFT ONLY IF AUTHORIZED ON THE RWP THEY ARE WORKING UNDER. ALSO, THE STAFF HEALTH PHYSICIST MUST AUTHORIZE IN WRITING, SPECIFIC PERSONS OR GROUPS OF PERSONS TO LOG THEMSELVES IN AND OUT OF THE CONTROLLED AREA. CONTRARY TO THIS, ALTHOUGH NONE OF THE RWPS IN EFFECT AT THE TIME OF THIS INSPECTION AUTHORIZED THE BEGINNING OF SHIFT/END OF SHIFT LOG IN/OUT OPTION, SUCH PRACTICE WAS COMMON. ALSO, ALTHOUGH THE OPERATORS KEEP THEIR DOSE CONTROL CARDS NEAR THEIR WORK AREA AND LOG THEMSELVES IN AND OUT OF THE CONTROLLED AREA, NO WRITTEN AUTHORIZATION FOR THIS PRACTICE COULD BE LOCATED. C. PROCEDURE 7.04 REQUIRES THAT PERSONS ENTERING POSTED AREAS BE LISTED ON AN RWP AND WEAR A SELF-READING DOSIMETER. CONTRARY TO THIS, ON APRIL 29, 1985, TWO WORKERS ENTERED A POSTED RADIATION AREA NEAR THE SRW TANK TO PERFORM INSTRUMENT SURVEILLANCE WITHOUT BEING LISTED ON AN RWP AND WITHOUT WEARING THE REQUIRED SELF-READING DOSIMETERS.

TECHNICAL SPECIFICATION 6.11 STATES THAT PROCEDURES FOR PERSONNEL RADIATION PROTECTION SHALL BE PREPARED CONSISTENT WITH THE REQUIREMENTS OF 10 CFR 20 AND SHALL BE APPROVED, MAINTAINED, AND ADHERED TO FOR ALL OPERATIONS INVOLVING PERSONAL RADIATION EXPOSURE. THE FOLLOWING EXAMPLES OF FAILURE TO FOLLOW RADIOACTIVE MATERIAL CONTROL PROCEDURES WERE IDENTIFIED: A. PROCEDURE HP 6.33 REQUIRES THAT CONTAMINATED MATERIALS BE LABELED "CAUTION - RADIOACTIVE MATERIAL." CONTRARY TO THIS, THE INSPECTOR AND THE RADIATION SAFETY TECHNICIANS FOUND SEVERAL PIECES OF UNLABELED CONTAMINATED TOOLS AND MATERIAL OUTSIDE THE RADIOLOGICALLY CONTROLLED AREA. B. PROCEDURE HP 2.14 REQUIRES THAT TOOLS AND EQUIPMENT LEAVING THE CONTROLLED AREA BE SURVEYED FOR RADIOACTIVE CONTAMINATION. CONTRARY TO THIS, ON MAY 1, 1985, THE INSPECTOR OBSERVED A CONTRACTOR EMPLOYEE EXITING THE CONTROLLED AREA THROUGH ACCESS CONTROL WITH A CANVAS BAG OF HAND TOOLS THAT HAD NOT BEEN SURVEYED. FAILURE TO NOTIFY NRC OF A CHANGE IN THE SECURITY PROGRAM WHICH DECREASED THE EFFECTIVENESS OF THE SECURITY PROGRAM. FAILURE TO POST A GUARD OR WATCHMAN AT DOOR 183 TO CONTROL ACCESS TO DRYWELL. FAILURE TO WEAR BADGES IN THE PROTECTED AREA. FAILURE TO RESPOND TO UNANTICIPATED ALARMS. (8501 4)

OTHER ITEMS

SYSTEMS AND COMPONENT PROBLEMS:

NONE.

FACILITY ITEMS (PLANS AND PROCEDURES):

* O'CONNOR 1 *

Report Period JUL 1985 I N S P E C T I O N S T A T U S - (CONTINUED)

OTHER ITEMS

NONE.

MANAGERIAL ITEMS:

NONE.

PLANT STATUS:

POWER OPERATION.

LAST IE SITE INSPECTION DATE: JUNE 11 - JULY 8, 1985 +

INSPECTION REPORT NO: 50-269/85-17 +

R E P O R T S F R O M L I C E N S E E

=====

NUMBER	DATE OF EVENT	DATE OF REPORT	SUBJECT
--------	------------------	-------------------	---------

NONE.

=====

THIS PAGE INTENTIONALLY LEFT BLANK

1. Docket: 50-270 O P E R A T I N G S T A T U S

2. Reporting Period: 07/01/85 Outage + On-line Hrs: 744.0

3. Utility Contact: J. A. REAVIS (704) 373-7567

4. Licensed Thermal Power (MWt): 2568

5. Nameplate Rating (Gross MWe): 1038 X 0.9 = 934

6. Design Electrical Rating (Net MWe): 887

7. Maximum Dependable Capacity (Gross MWe): 899

8. Maximum Dependable Capacity (Net MWe): 860

9. If Changes Occur Above Since Last Report, Give Reasons:
NONE

10. Power Level To Which Restricted, If Any (Net MWe):

11. Reasons for Restrictions, If Any:
NONE

	MONTH	YEAR	CUMULATIVE
12. Report Period Hrs	<u>744.0</u>	<u>5,087.0</u>	<u>95,496.0</u>
13. Hours Reactor Critical	<u>553.6</u>	<u>3,107.0</u>	<u>69,204.8</u>
14. Rx Reserve Shtdwn Hrs	<u>.0</u>	<u>.0</u>	<u>.0</u>
15. Hrs Generator On-Line	<u>519.2</u>	<u>3,032.2</u>	<u>67,976.7</u>
16. Unit Reserve Shtdwn Hrs	<u>.0</u>	<u>.0</u>	<u>.0</u>
17. Gross Therm Ener (MWH)	<u>1,249,897</u>	<u>6,531,319</u>	<u>161,299,623</u>
18. Gross Elec Ener (MWH)	<u>427,660</u>	<u>2,226,716</u>	<u>54,954,632</u>
19. Net Elec Ener (MWH)	<u>404,871</u>	<u>2,101,943</u>	<u>52,211,476</u>
20. Unit Service Factor	<u>69.8</u>	<u>59.6</u>	<u>71.2</u>
21. Unit Avail Factor	<u>69.8</u>	<u>59.6</u>	<u>71.2</u>
22. Unit Cap Factor (MDC Net)	<u>63.3</u>	<u>48.0</u>	<u>63.4*</u>
23. Unit Cap Factor (DER Net)	<u>61.4</u>	<u>46.6</u>	<u>61.7*</u>
24. Unit Forced Outage Rate	<u>30.2</u>	<u>10.9</u>	<u>14.4</u>
25. Forced Outage Hours	<u>224.8</u>	<u>369.8</u>	<u>10,625.9</u>

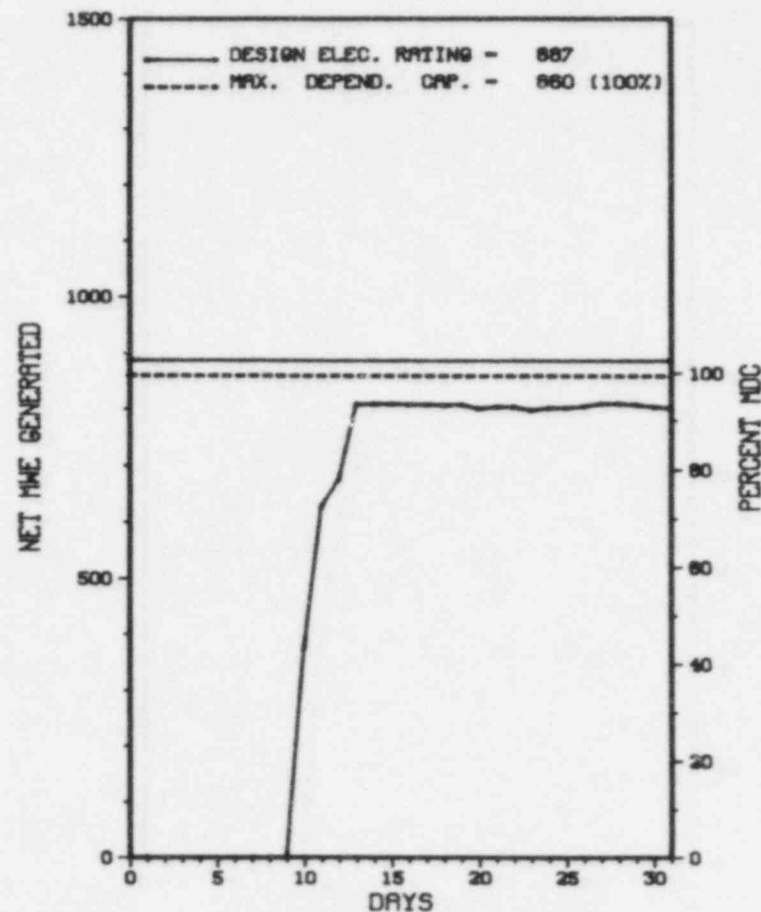
26. Shutdowns Sched Over Next 6 Months (Type, Date, Duration):
NONE

27. If Currently Shutdown Estimated Startup Date: N/A

* OCONEE 2 *

AVERAGE DAILY POWER LEVEL (MWe) PLOT

OCONEE 2



JULY 1985

* Item calculated with a Weighted Average

Report Period JUL 1985

UNIT SHUTDOWNS / REDUCTIONS

 * OCONEE 2 *

No.	Date	Type	Hours	Reason	Method	LER Number	System	Component	Cause & Corrective Action to Prevent Recurrence
5B	07/01/85	F	220.6	A	1		CB	PUMPXX	REACTOR COOLANT PUMP SEAL FAILURE.
20-P	07/10/85	F	0.0	A	5		CH	PUMPXX	LOSS OF COOLANT FLOW TO THE (2B) FEEDWATER PUMP BEARINGS.
6	07/11/85	F	4.2	A	3		IA	INSTRU	SPURIOUS SIGNAL DURING CONTROL SYSTEM TEST CAUSED POWER LOAD IMBALANCE.
21-P	07/12/85	F	0.0	A	5		CB	HEATEX	LIMITED DUE TO STEAM GENERATOR HIGH LEVEL.

 * SUMMARY *

 OCONEE 2 INCURRED 2 SHUTDOWNS AND 2 POWER REDUCTIONS IN JULY AS NOTED ABOVE.

Type	Reason	Method	System & Component	
F-Forced	A-Equip Failure	F-Admin	1-Manual	Exhibit F & H
S-Sched	B-Maint or Test	G-Oper Error	2-Manual Scram	Instructions for
	C-Refueling	H-Other	3-Auto Scram	Preparation of
	D-Regulatory Restriction		4-Continued	Data Entry Sheet
	E-Operator Training		5-Reduced Load	Licensee Event Report
	& License Examination		9-Other	(LER) File (NUREG-0161)

* OCONEE 2 *

FACILITY DATA

Report Period JUL 1985

FACILITY DESCRIPTION

LOCATION
STATE.....SOUTH CAROLINA
COUNTY.....OCONEE
DIST AND DIRECTION FROM
NEAREST POPULATION CTR...30 MI W OF
GREENVILLE, SC
TYPE OF REACTOR.....WR
DATE INITIAL CRITICALITY...NOVEMBER 11, 1973
DATE ELEC ENER 1ST GENER...DECEMBER 5, 1973
DATE COMMERCIAL OPERATE...SEPTEMBER 9, 1974
CONDENSER COOLING METHOD...ONCE THRU
CONDENSER COOLING WATER...LAKE KEOWEE
ELECTRIC RELIABILITY
COUNCIL.....SOUTHEASTERN ELECTRIC
RELIABILITY COUNCIL

UTILITY & CONTRACTOR INFORMATION

UTILITY
LICENSEE.....DUKE POWER
CORPORATE ADDRESS.....422 SOUTH CHURCH STREET
CHARLOTTE, NORTH CAROLINA 28242
CONTRACTOR
ARCHITECT/ENGINEER.....DUKE & BECHTEL
NUC STEAM SYS SUPPLIER...BABCOCK & WILCOX
CONSTRUCTOR.....DUKE POWER
TURBINE SUPPLIER.....GENERAL ELECTRIC

REGULATORY INFORMATION

IE REGION RESPONSIBLE.....II
IE RESIDENT INSPECTOR.....J. BRYANT
LICENSING PROJ MANAGER.....H. NICOLARAS
DOCKET NUMBER.....50-270
LICENSE & DATE ISSUANCE...DPR-47, OCTOBER 6, 1973
PUBLIC DOCUMENT ROOM.....OCONEE COUNTY LIBRARY
501 W. SOUTH BROAD ST.
WALHALLA, SOUTH CAROLINA 29691

I N S P E C T I O N S T A T U S

INSPECTION SUMMARY

+ INSPECTION MAY 13 - JUNE 10 (85-12): THIS ROUTINE, UNANNOUNCED INSPECTION ENTAILED 78 RESIDENT INSPECTOR HOURS ONSITE IN THE AREAS OF OPERATIONS, SURVEILLANCE, MAINTENANCE, INSPECTOR FOLLOWUP ITEMS, AND FOLLOWUP OF EVENTS. OF THE FIVE AREAS INSPECTED, NO ITEMS OF NONCOMPLIANCE OR DEVIATIONS WERE IDENTIFIED.

INSPECTION JUNE 17-20 (85-15): THIS ROUTINE, ANNOUNCED INSPECTION ENTAILED 56 INSPECTOR-HOURS ONSITE IN THE AREA OF EMERGENCY PREPAREDNESS EXERCISE. NO VIOLATIONS OR DEVIATIONS WERE IDENTIFIED.

INSPECTION JUNE 18-23 (85-16): THIS ROUTINE, ANNOUNCED INSPECTION INVOLVED 19.5 INSPECTOR-HOURS ONSITE IN THE AREAS OF STEAM GENERATOR CLEANING. NO VIOLATIONS OR DEVIATIONS WERE IDENTIFIED.

INSPECTION JUNE 11 - JULY 8 (85-17): THIS ROUTINE, UNANNOUNCED INSPECTION ENTAILED 73 RESIDENT INSPECTOR HOURS ONSITE IN THE AREAS OF OPERATIONS, SURVEILLANCE, MAINTENANCE, AND STATION DRILLS. OF THE FOUR AREAS INSPECTED, NO ITEMS OF NONCOMPLIANCE OR DEVIATIONS WERE IDENTIFIED.

ENFORCEMENT SUMMARY

NONE

Report Period JUL 1985

INSPECTION STATUS - (CONTINUED)

OTHER ITEMS

SYSTEMS AND COMPONENT PROBLEMS:

NONE.

FACILITY ITEMS (PLANS AND PROCEDURES):

NONE.

MANAGERIAL ITEMS:

NONE.

PLANT STATUS:

POWER OPERATION.

LAST IE SITE INSPECTION DATE: JUNE 11 - JULY 8, 1985 +

INSPECTION REPORT NO: 50-270/85-17 +

REPORTS FROM LICENSEE

NUMBER	DATE OF EVENT	DATE OF REPORT	SUBJECT
--------	------------------	-------------------	---------

NONE.

* O'CONNOR 2 *

1. Docket: 50-287 O P E R A T I N G S T A T U S

2. Reporting Period: 07/01/85 Outage + On-line Hrs: 744.0

3. Utility Contact: J. A. REAVIS (704) 373-7567

4. Licensed Thermal Power (Mwt): 2568

5. Nameplate Rating (Gross MWe): 1038 X 0.9 = 934

6. Design Electrical Rating (Net MWe): 887

7. Maximum Dependable Capacity (Gross MWe): 899

8. Maximum Dependable Capacity (Net MWe): 860

9. If Changes Occur Above Since Last Report, Give Reasons:
NONE

10. Power Level To Which Restricted, If Any (Net MWe):

11. Reasons for Restrictions, If Any:
NONE

	MONTH	YEAR	CUMULATIVE
12. Report Period Hrs	<u>744.0</u>	<u>5,087.0</u>	<u>93,143.0</u>
13. Hours Reactor Critical	<u>735.2</u>	<u>4,824.7</u>	<u>68,055.3</u>
14. Rx Reserve Shtdwn Hrs	<u>.0</u>	<u>.0</u>	<u>.0</u>
15. Hrs Generator On-Line	<u>720.6</u>	<u>4,805.9</u>	<u>66,864.7</u>
16. Unit Reserve Shtdwn Hrs	<u>.0</u>	<u>.0</u>	<u>.0</u>
17. Gross Therm Ener (MWH)	<u>1,542,032</u>	<u>11,873,008</u>	<u>163,670,048</u>
18. Gross Elec Ener (MWH)	<u>525,230</u>	<u>4,077,710</u>	<u>56,502,644</u>
19. Net Elec Ener (MWH)	<u>500,405</u>	<u>3,900,705</u>	<u>53,822,078</u>
20. Unit Service Factor	<u>96.9</u>	<u>94.5</u>	<u>71.8</u>
21. Unit Avail Factor	<u>96.9</u>	<u>94.5</u>	<u>71.8</u>
22. Unit Cap Factor (MDC Net)	<u>78.2</u>	<u>89.2</u>	<u>67.0*</u>
23. Unit Cap Factor (DER Net)	<u>75.8</u>	<u>86.4</u>	<u>65.2*</u>
24. Unit Forced Outage Rate	<u>3.1</u>	<u>5.5</u>	<u>13.7</u>
25. Forced Outage Hours	<u>23.4</u>	<u>281.1</u>	<u>10,828.3</u>

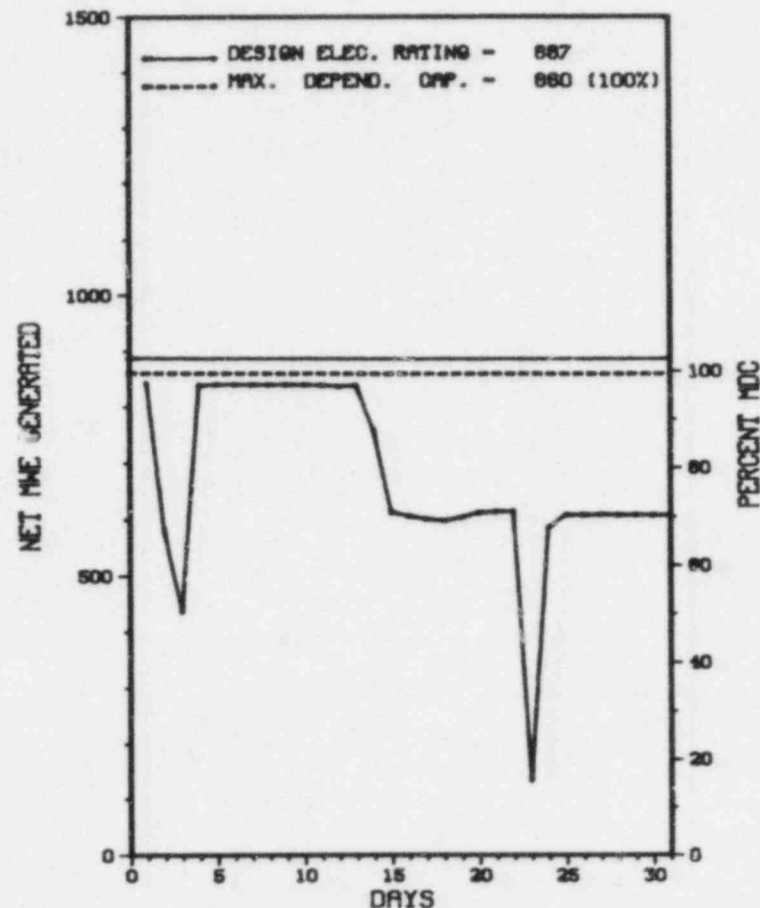
26. Shutdowns Sched Over Next 6 Months (Type, Date, Duration):

REFUELING - AUGUST 8, 1985 - 8 WEEKS

27. If Currently Shutdown Estimated Startup Date: N/A

* OCONEE 3 *

AVERAGE DAILY POWER LEVEL (MWe) PLOT
OCONEE 3



JULY 1985

* Item calculated with a Weighted Average

Report Period JUL 1985

UNIT SHUTDOWNS / REDUCTIONS

 * OCONEE 3 *

No.	Date	Type	Hours	Reason	Method	LER Number	System	Component	Cause & Corrective Action to Prevent Recurrence
17-P	07/02/85	F	0.0	A	5		CB	PUMPXX	LOW OIL LEVEL IN THE (3B2) REACTOR COOLANT PUMP MOTOR.
2	07/02/85	F	8.3	A	1		CB	PUMPXX	LOW OIL LEVEL IN THE (3B2) REACTOR COOLANT PUMP MOTOR.
18-P	07/14/85	F	0.0	A	5		CB	PUMPXX	LOW OIL LEVEL IN THE (3B2) REACTOR COOLANT PUMP MOTOR.
3	07/23/85	F	15.1	A	3		CH	INSTRU	LOSS OF FEEDWATER FLOW INDICATION.
19-P	07/23/85	F	0.0	A	5		CH	VALVEX	PERFORM REPAIRS ON (3B2) HEATER LEVEL CONTROL VALVE.
20-P	07/24/85	F	0.0	A	5		CB	PUMPXX	LOW OIL LEVEL IN THE (3B2) REACTOR COOLANT PUMP MOTOR.

 * SUMMARY *

 OCONEE 3 EXPERIENCED 2 SHUTDOWNS AND 4 POWER REDUCTIONS IN JULY AS DISCUSSED ABOVE.

Type	Reason	Method	System & Component
F-Forced	A-Equip Failure	1-Manual	Exhibit F & H
S-Sched	B-Maint or Test	2-Manual Scram	Instructions for
	C-Refueling	3-Auto Scram	Preparation of
	D-Regulatory Restriction	4-Continued	Data Entry Sheet
	E-Operator Training	5-Reduced Load	Licensee Event Report
	& License Examination	9-Other	(LER) File (NUREG-0161)

* OCONEE 3 *

F A C I L I T Y D A T A

Report Period JUL 1985

FACILITY DESCRIPTION

LOCATION
STATE.....SOUTH CAROLINA
COUNTY.....OCONEE
DIST AND DIRECTION FROM
NEAREST POPULATION CTR...30 MI W OF
GREENVILLE, SC
TYPE OF REACTOR.....PWR
DATE INITIAL CRITICALITY...SEPTEMBER 5, 1974
DATE ELEC ENER 1ST GENER...SEPTEMBER 18, 1974
DATE COMMERCIAL OPERATE...DECEMBER 16, 1974
CONDENSER COOLING METHOD...ONCE THRU
CONDENSER COOLING WATER...LAKE KEOWEE
ELECTRIC RELIABILITY
COUNCIL.....SOUTHEASTERN ELECTRIC
RELIABILITY COUNCIL

UTILITY & CONTRACTOR INFORMATION

UTILITY
LICENSEE.....DUKE POWER
CORPORATE ADDRESS.....422 SOUTH CHURCH STREET
CHARLOTTE, NORTH CAROLINA 28242
CONTRACTOR
ARCHITECT/ENGINEER.....DUKE & BECHTEL
NUC STEAM SYS SUPPLIER...BABCOCK & WILCOX
CONSTRUCTOR.....DUKE POWER
TURBINE SUPPLIER.....GENERAL ELECTRIC

REGULATORY INFORMATION

IE REGION RESPONSIBLE.....II
IE RESIDENT INSPECTOR.....J. BRYANT
LICENSING PROJ MANAGER.....H. NICOLARAS
DOCKET NUMBER.....50-287
LICENSE & DATE ISSUANCE...DPR-55, JULY 19, 1974
PUBLIC DOCUMENT ROOM.....OCONEE COUNTY LIBRARY
501 W. SOUTH BROAD ST.
WALHALLA, SOUTH CAROLINA 29691

I N S P E C T I O N S T A T U S

INSPECTION SUMMARY

+ INSPECTION MAY 13 - JUNE 10 (85-12): THIS ROUTINE, UNANNOUNCED INSPECTION ENTAILED 78 RESIDENT INSPECTOR HOURS ONSITE IN THE AREAS OF OPERATIONS, SURVEILLANCE, MAINTENANCE, INSPECTOR FOLLOWUP ITEMS, AND FOLLOWUP OF EVENTS. OF THE FIVE AREAS INSPECTED, NO ITEMS OF NONCOMPLIANCE OR DEVIATIONS WERE IDENTIFIED.

INSPECTION JUNE 17-20 (85-15): THIS ROUTINE, ANNOUNCED INSPECTION ENTAILED 56 INSPECTOR-HOURS ONSITE IN THE AREA OF EMERGENCY PREPAREDNESS EXERCISE. NO VIOLATIONS OR DEVIATIONS WERE IDENTIFIED.

INSPECTION JUNE 18-23 (85-16): THIS ROUTINE, ANNOUNCED INSPECTION INVOLVED 20 INSPECTOR-HOURS ONSITE IN THE AREAS OF STEAM GENERATOR CLEANING. NO VIOLATIONS OR DEVIATIONS WERE IDENTIFIED.

INSPECTION JUNE 11 - JULY 8 (85-17): THIS ROUTINE, UNANNOUNCED INSPECTION ENTAILED 73 RESIDENT INSPECTOR HOURS ONSITE IN THE AREAS OF OPERATIONS, SURVEILLANCE, MAINTENANCE, AND STATION DRILLS. OF THE FOUR AREAS INSPECTED, NO ITEMS OF NONCOMPLIANCE OR DEVIATIONS WERE IDENTIFIED.

ENFORCEMENT SUMMARY

NONE

Report Period JUL 1985

I N S P E C T I O N S T A T U S - (CONTINUED)

* OCONEE 3 *

OTHER ITEMS

SYSTEMS AND COMPONENT PROBLEMS:

NONE.

FACILITY ITEMS (PLANS AND PROCEDURES):

NONE.

MANAGERIAL ITEMS:

NONE.

PLANT STATUS:

POWER OPERATION.

LAST IE SITE INSPECTION DATE: JUNE 11 - JULY 8, 1985 +

INSPECTION REPORT NO: 50-287/85-17 +

R E P O R T S F R O M L I C E N S E E

=====			
NUMBER	DATE OF EVENT	DATE OF REPORT	SUBJECT

NONE.			
=====			

1. Docket: 50-219 O P E R A T I N G S T A T U S

2. Reporting Period: 07/01/85 Outage + On-line Hrs: 744.0

3. Utility Contact: JOSEPH R. MOLNAR (609) 971-4699

4. Licensed Thermal Power (MWt): 1930

5. Nameplate Rating (Gross MWe): 722 X .9 = 650

6. Design Electrical Rating (Net MWe): 650

7. Maximum Dependable Capacity (Gross MWe): 650

8. Maximum Dependable Capacity (Net MWe): 620

9. If Changes Occur Above Since Last Report, Give Reasons:
NONE

10. Power Level To Which Restricted, If Any (Net MWe):

11. Reasons for Restrictions, If Any:
NONE

	MONTH	YEAR	CUMULATIVE
12. Report Period Hrs	<u>744.0</u>	<u>5,087.0</u>	<u>136,799.0</u>
13. Hours Reactor Critical	<u>495.3</u>	<u>4,042.4</u>	<u>90,366.3</u>
14. Rx Reserve Shtdwn Hrs	<u>.0</u>	<u>289.8</u>	<u>759.5</u>
15. Hrs Generator On-Line	<u>486.4</u>	<u>3,857.9</u>	<u>87,394.6</u>
16. Unit Reserve Shtdwn Hrs	<u>.0</u>	<u>572.4</u>	<u>575.1</u>
17. Gross Therm Ener (MWH)	<u>813,200</u>	<u>6,695,140</u>	<u>144,034,000</u>
18. Gross Elec Ener (MWH)	<u>273,330</u>	<u>2,275,190</u>	<u>48,658,185</u>
19. Net Elec Ener (MWH)	<u>260,541</u>	<u>2,181,476</u>	<u>46,745,936</u>
20. Unit Service Factor	<u>65.4</u>	<u>75.8</u>	<u>63.9</u>
21. Unit Avail Factor	<u>65.4</u>	<u>87.1</u>	<u>64.3</u>
22. Unit Cap Factor (MDC Net)	<u>56.5</u>	<u>69.2</u>	<u>55.1*</u>
23. Unit Cap Factor (DER Net)	<u>53.9</u>	<u>66.0</u>	<u>52.6</u>
24. Unit Forced Outage Rate	<u>34.6</u>	<u>23.9</u>	<u>12.6</u>
25. Forced Outage Hours	<u>257.6</u>	<u>1,209.5</u>	<u>10,606.2</u>

26. Shutdowns Sched Over Next 6 Months (Type, Date, Duration):

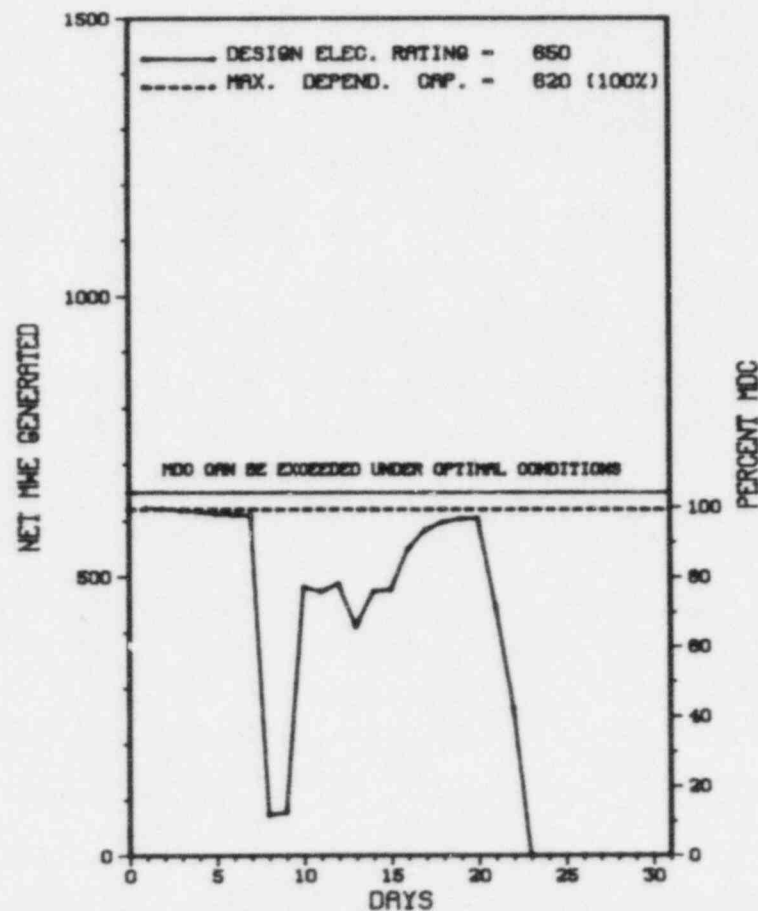
MAINTENANCE: 10/01/85 - 1 MONTH

27. If Currently Shutdown Estimated Startup Date: 08/08/85

* OYSTER CREEK 1 *

AVERAGE DAILY POWER LEVEL (MWe) PLOT

OYSTER CREEK 1



JULY 1985

* Item calculated with a Weighted Average

PAGE 2-228

Report Period JUL 1985

UNIT SHUTDOWNS / REDUCTIONS

 * OYSTER CREEK 1 *

No.	Date	Type	Hours	Reason	Method	LER Number	System Component	Cause & Corrective Action to Prevent Recurrence
38	07/08/85	F	36.4	A	3			REACTOR SCRAM ON LOW CONDENSER VACUUM DUE TO FAILURE OF 1-1 STEAM JET EJECTOR DRAIN TANK PUMP CASING.
39	07/22/85	F	221.2	D	1			ESW PIPE INSPECTION, CLEANING AND FLUSHING.

 * SUMMARY *

 OYSTER CREEK 1 OPERATED WITH 2 OUTAGES DURING JULY, AND SHUT DOWN ON THE 22ND FOR INSPECTION AND MAINTENANCE.

Type	Reason	Method	System & Component
F-Forced	A-Equip Failure	1-Manual	Exhibit F & H
S-Sched	B-Maint or Test	2-Manual Scram	Instructions for
	C-Refueling	3-Auto Scram	Preparation of
	D-Regulatory Restriction	4-Continued	Data Entry Sheet
	E-Operator Training	5-Reduced Load	Licensee Event Report
	& License Examination	9-Other	(LER) File (NUREG-0161)

* OYSTER CREEK 1 *

F A C I L I T Y D A T A

Report Period JUL 1985

FACILITY DESCRIPTION

LOCATION
STATE.....NEW JERSEY

COUNTY.....OCEAN

DIST AND DIRECTION FROM
NEAREST POPULATION CTR...9 MI S OF
TOMS RIVER, NJ

TYPE OF REACTOR.....BWR

DATE INITIAL CRITICALITY...MAY 3, 1969

DATE ELEC ENER 1ST GENER...SEPTEMBER 23, 1969

DATE COMMERCIAL OPERATE...DECEMBER 1, 1969

CONDENSER COOLING METHOD...ONCE THRU

CONDENSER COOLING WATER...BARNEGAT BAY

ELECTRIC RELIABILITY
COUNCIL.....MID-ATLANTIC
AREA COUNCIL

UTILITY & CONTRACTOR INFORMATION

UTILITY
LICENSEE.....GPU NUCLEAR CORPORATION

CORPORATE ADDRESS.....100 INTERPACE PARKWAY
PARSIPPANY, NEW JERSEY 07054

CONTRACTOR
ARCHITECT/ENGINEER.....BURNS & ROE

NUC STEAM SYS SUPPLIER...GENERAL ELECTRIC

CONSTRUCTOR.....BURNS & ROE

TURBINE SUPPLIER.....GENERAL ELECTRIC

REGULATORY INFORMATION

IE REGION RESPONSIBLE.....I

IE RESIDENT INSPECTOR.....W. BATEMAN

LICENSING PROJ MANAGER.....J. DONOHEW
DOCKET NUMBER.....50-219

LICENSE & DATE ISSUANCE...DPR-16, AUGUST 1, 1969

PUBLIC DOCUMENT ROOM.....OCEAN COUNTY LIBRARY
101 WASHINGTON STREET
TOMS RIVER, NEW JERSEY 08753

I N S P E C T I O N S T A T U S

INSPECTION SUMMARY

NO INSPECTION INPUT PROVIDED.

ENFORCEMENT SUMMARY

NONE

OTHER ITEMS

SYSTEMS AND COMPONENTS:

NO INPUT PROVIDED.

FACILITY ITEMS (PLANS AND PROCEDURES):

NO INPUT PROVIDED.

1. Docket: 50-255 O P E R A T I N G S T A T U S

2. Reporting Period: 07/01/85 Outage + On-line Hrs: 744.0

3. Utility Contact: P. A. SMITH (616) 764-8913

4. Licensed Thermal Power (MWt): 2530

5. Nameplate Rating (Gross MWe): 955 X 0.85 = 812

6. Design Electrical Rating (Net MWe): 805

7. Maximum Dependable Capacity (Gross MWe): 675

8. Maximum Dependable Capacity (Net MWe): 635

9. If Changes Occur Above Since Last Report, Give Reasons: NONE

10. Power Level To Which Restricted, If Any (Net MWe):

11. Reasons for Restrictions, If Any: NONE

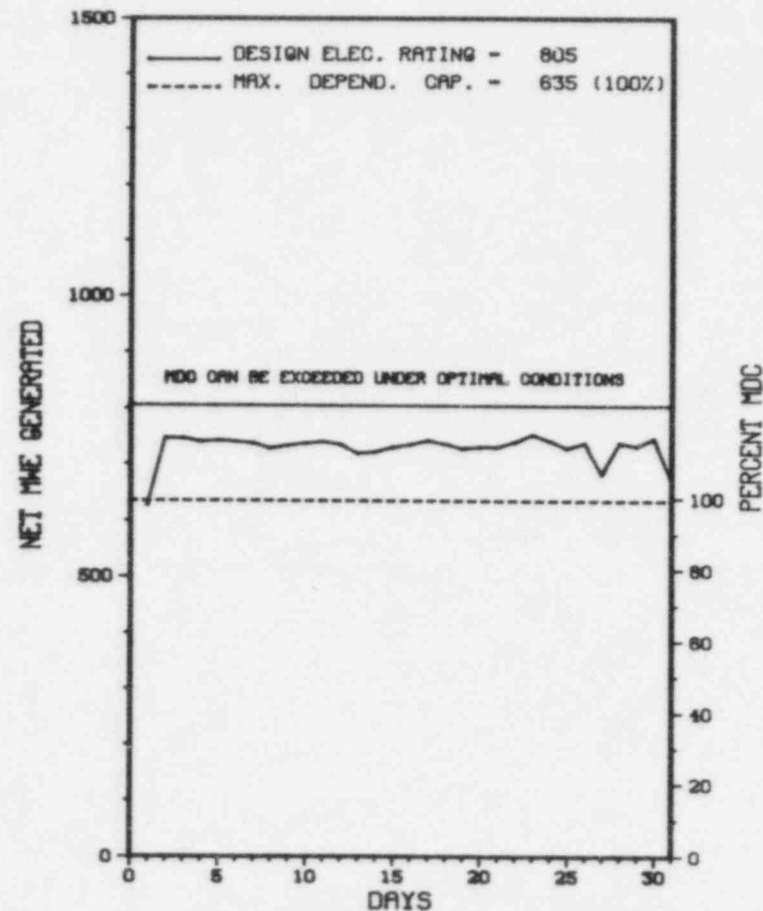
	MONTH	YEAR	CUMULATIVE
12. Report Period Hrs	<u>744.0</u>	<u>5,087.0</u>	<u>119,366.0</u>
13. Hours Reactor Critical	<u>744.0</u>	<u>5,087.0</u>	<u>65,897.2</u>
14. Rx Reserve Shtdwn Hrs	<u>.0</u>	<u>.0</u>	<u>.0</u>
15. Hrs Generator On-Line	<u>744.0</u>	<u>5,061.7</u>	<u>62,676.5</u>
16. Unit Reserve Shtdwn Hrs	<u>.0</u>	<u>.0</u>	<u>.0</u>
17. Gross Therm Ener (MWH)	<u>1,823,376</u>	<u>12,203,928</u>	<u>150,286,880</u>
18. Gross Elec Ener (MWH)	<u>572,260</u>	<u>3,897,220</u>	<u>40,515,010</u>
19. Net Elec Ener (MWH)	<u>542,394</u>	<u>3,696,468</u>	<u>38,136,031</u>
20. Unit Service Factor	<u>100.0</u>	<u>99.5</u>	<u>52.5</u>
21. Unit Avail Factor	<u>100.0</u>	<u>99.5</u>	<u>52.5</u>
22. Unit Cap Factor (MDC Net)	<u>114.8</u>	<u>114.4</u>	<u>50.3</u>
23. Unit Cap Factor (DER Net)	<u>90.6</u>	<u>90.3</u>	<u>39.7</u>
24. Unit Forced Outage Rate	<u>.0</u>	<u>.5</u>	<u>31.6</u>
25. Forced Outage Hours	<u>.0</u>	<u>25.3</u>	<u>14,924.3</u>

26. Shutdowns Sched Over Next 6 Months (Type, Date, Duration):
REFUELING, DECEMBER 1, 1985.

27. If Currently Shutdown Estimated Startup Date: N/A

 * PALISADES *

AVERAGE DAILY POWER LEVEL (MWe) PLOT
 PALISADES



JULY 1985

Report Period JUL 1985

UNIT SHUTDOWNS / REDUCTIONS

* PALISADES *

No.	Date	Type	Hours	Reason	Method	LER Number	System Component	Cause & Corrective Action to Prevent Recurrence
4	06/28/85	S	0.0	B	5			POWER REDUCTION TO ADD OIL TO PRIMARY COOLANT PUMP P-50D AND TO PERFORM MISCELLANEOUS MAINTENANCE ACTIVITIES.

PALISADES EXPERIENCED 1 POWER REDUCTION IN JULY AS DISCUSSED ABOVE.

* SUMMARY *

Type	Reason	Method	System & Component
F-Forced S-Sched	A-Equip Failure B-Maint or Test C-Refueling D-Regulatory Restriction E-Operator Training & License Examination	1-Manual 2-Manual Scram 3-Auto Scram 4-Continued 5-Reduced Load 9-Other	Exhibit F & H Instructions for Preparation of Data Entry Sheet Licensee Event Report (LER) File (NUREG-0161)

* PALISADES *

FACILITY DATA

Report Period JUL 1985

FACILITY DESCRIPTION

LOCATION
STATE.....MICHIGAN
COUNTY.....VANBUREN
DIST AND DIRECTION FROM
NEAREST POPULATION CTR...5 MI S OF
SOUTH HAVEN, MI

TYPE OF REACTOR.....PWR
DATE INITIAL CRITICALITY...MAY 24, 1971
DATE ELEC ENER 1ST GENER...DECEMBER 31, 1971
DATE COMMERCIAL OPERATE...DECEMBER 31, 1971

CONDENSER COOLING METHOD...COOLING TOWERS
CONDENSER COOLING WATER...LAKE MICHIGAN

ELECTRIC RELIABILITY
COUNCIL.....EAST CENTRAL AREA
RELIABILITY COORDINATION
AGREEMENT

UTILITY & CONTRACTOR INFORMATION

UTILITY
LICENSEE.....CONSUMERS POWER
CORPORATE ADDRESS.....212 WEST MICHIGAN AVENUE
JACKSON, MICHIGAN 49201
CONTRACTOR
ARCHITECT/ENGINEER.....BECHTEL
NUC STEAM SYS SUPPLIER...COMBUSTION ENGINEERING
CONSTRUCTOR.....BECHTEL
TURBINE SUPPLIER.....WESTINGHOUSE

REGULATORY INFORMATION

IE REGION RESPONSIBLE.....III
IE RESIDENT INSPECTOR.....E. SWANSON
LICENSING PROJ MANAGER.....T. WAMBACH
DOCKET NUMBER.....50-255
LICENSE & DATE ISSUANCE...DPR-23, OCTOBER 16, 1972
PUBLIC DOCUMENT ROOM.....VAN ZOEREN LIBRARY
HOPE COLLEGE
HOLLAND, MICHIGAN
49423 49007

INSPECTION STATUS

INSPECTION SUMMARY

NONE

ENFORCEMENT SUMMARY

NONE

OTHER ITEMS

SYSTEMS AND COMPONENT PROBLEMS:

CONTINUED INVESTIGATION AND REPAIR OF PRIMARY COOLANT PUMP P-50C: IMPELLER SEPARATION DUE TO FATIGUE FAILURE OF THE BOLTS; CAUSE BELIEVED TO BE PUMP-UNIQUE, ASSEMBLE ERROR AND INADEQUATE TORQUE. A FINAL INVESTIGATION REPORT WILL BE DOCKETED BY THE LICENSEE.

FACILITY ITEMS (PLANS AND PROCEDURES):

Report Period JUL 1985

INSPECTION STATUS - (CONTINUED)

* PALISADES *

OTHER ITEMS

NONE

MANAGERIAL ITEMS:

NONE

PLANT STATUS:

UNIT IS OPERATING NORMALLY

LAST IE SITE INSPECTION DATE: AUGUST 7 - 30, 1985

INSPECTION REPORT NO: 85020

REPORTS FROM LICENSEE

NUMBER	DATE OF EVENT	DATE OF REPORT	SUBJECT
85-07	06/21/85	07/22/85	INOPERABLE ESF COMPONENTS

1. Docket: 50-528 O P E R A T I N G S T A T U S

2. Reporting Period: 07/01/85 Outage + On-line Hrs: 744.0

3. Utility Contact: MARY P. RICHARDSON (602) 932-5300

4. Licensed Thermal Power (MWh): 3800

5. Nameplate Rating (Gross MWe): 1304

6. Design Electrical Rating (Net MWe): 1270

7. Maximum Dependable Capacity (Gross MWe): 1270

8. Maximum Dependable Capacity (Net MWe): 1270

9. If Changes Occur Above Since Last Report, Give Reasons:

10. Power Level To Which Restricted, If Any (Net MWe): _____

11. Reasons for Restrictions, If Any: _____

NONE

	MONTH	YEAR	CUMULATIVE
12. Report Period Hrs	744.0	1,226.6	1,226.6
13. Hours Reactor Critical	397.0	821.6	821.6
14. Rx Reserve Shtdwn Hrs	.0	.0	.0
15. Hrs Generator On-Line	287.5	660.5	660.5
16. Unit Reserve Shtdwn Hrs	.0	.0	.0
17. Gross Therm Ener (MWH)	488,786	817,607	817,607
18. Gross Elec Ener (MWH)	135,000	195,200	195,200
19. Net Elec Ener (MWH)	95,869	126,661	126,661

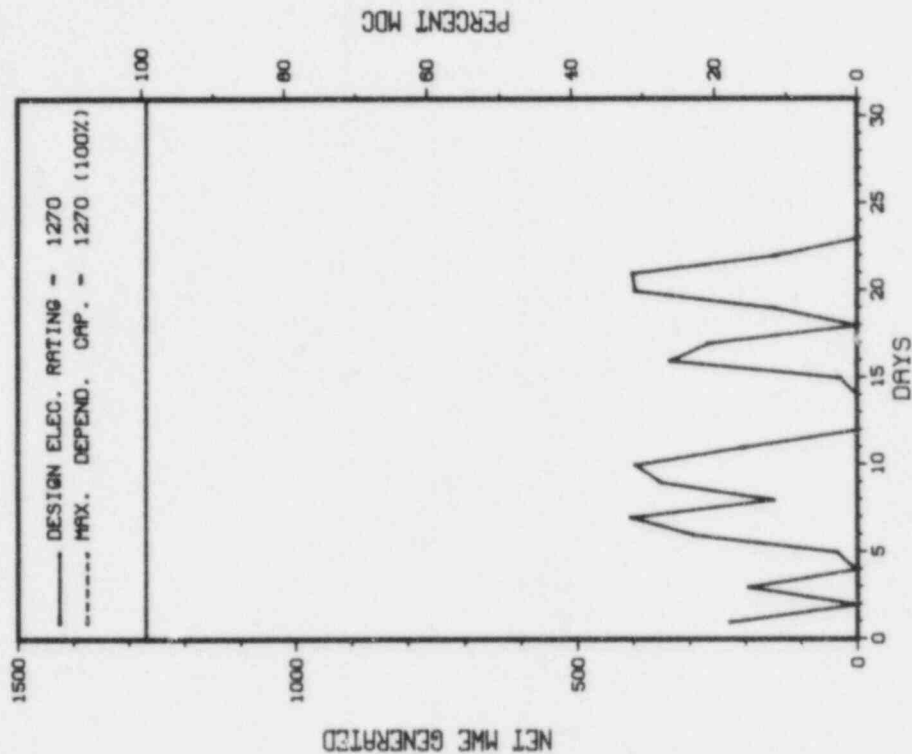
	NOT IN	COMMERCIAL	OPERATION
20. Unit Service Factor			
21. Unit Avail Factor			
22. Unit Cap Factor (MDC Net)			
23. Unit Cap Factor (DER Net)			
24. Unit Forced Outage Rate			
25. Forced Outage Hours	456.5	566.1	566.1
26. Shutdowns Sched Over Next 6 Months (Type, Date, Duration):			

NONE

27. If Currently Shutdown Estimated Startup Date: 08/27/85

 * PALO VERDE 1

 AVERAGE DAILY POWER LEVEL (MWe) PLOT
 PALO VERDE 1



JULY 1985

Report Period JUL 1985

UNIT SHUTDOWNS / REDUCTIONS

 * PALO VERDE 1

No.	Date	Type	Hours	Reason	Method	LER Number	System Component	Cause & Corrective Action to Prevent Recurrence
2	07/01/85	F	31.3	A	3	85-043-00	H2G	SMALL MESH SUCTION STRAINERS ON FW PUMPS USED FOR STARTUP WERE BLOCKED CAUSING A HIGH PRESSURE DROP. PROPER STRAINERS WERE INSTALLED.
3	07/04/85	F	35.7	G	1			DUE TO EXCESSIVE RATE OF COOLDOWN THERE WAS A HIGH VIBRATION ON SEVERAL BEARINGS ON THE MT.
4	07/08/85	F	13.0	A	1			WELD WAS LEAKING. REMELDED ELECTROHYDRAULIC 1 CONTROL VALVE.
5	07/11/85	F	102.0	A	1	85-042-00	PCF PUMPPX	UNIDENTIFIED RCS LEAKRATE OVER TECH SPEC LIMIT DURING PERFORMANCE OF PROCEDURE. PROCEDURE REPERFORMED FOR DIFFERENT TIME INTERVALS LEAKRATE WAS THEN WITHIN TECH SPEC LIMITS.
6	07/17/85	F	44.2	A	3	85-049-00	IBD INTCPM	FAULTY MEMORY BOARD ON CEAC. REPLACED MEMORY BOARD.
7	07/22/85	F	230.3	A	1			LEAK WAS FROM CHARGING PUMP PACKING. REPLACED PACKING ON CHARGING PUMP.

***** PALO VERDE 1 EXPERIENCED 6 SHUTDOWNS IN JULY, AND SHUTDOWN FOR EQUIPMENT FAILURE ON JULY 22ND.

 * SUMMARY *

Type	Reason	Method	System & Component
F-Forced	A-Equip Failure	1-Manual	Exhibit F & H
S-Sched	B-Maint or Test	2-Manual Scram	Instructions for
	C-Refueling	3-Auto Scram	Preparation of
	D-Regulatory Restriction	4-Continued	Data Entry Sheet
	E-Operator Training & License Examination	5-Reduced Load	Licensee Event Report
		9-Other	(LER) File (NUREG-0161)

FACILITY DATA

FACILITY DESCRIPTION

LOCATION
STATE.....ARIZONA
COUNTY.....MARICOPA
DIST AND DIRECTION FROM
NEAREST POPULATION CTR...36 MI W
PHOENIX.

UTILITY & CONTRACTOR INFORMATION

UTILITY
LICENSEE.....ARIZONA PUBLIC SERVICE
CORPORATE ADDRESS.....P.O. BOX 21666
PHOENIX, ARIZONA 85036
CONTRACTOR
ARCHITECT/ENGINEER.....BECHTEL
NUC STEAM SYS SUPPLIER...COMBUSTION ENGINEERING
CONSTRUCTOR.....BECHTEL
TURBINE SUPPLIER.....GENERAL ELECTRIC

REGULATORY INFORMATION

CONDENSER COOLING METHOD...TREATED SEWAGE
CONDENSER COOLING WATER...SEWAGE TREATMENT
ELECTRIC RELIABILITY
COUNCIL.....WESTERN SYSTEMS
COORDINATING COUNCIL

IE REGION RESPONSIBLE.....V
 IE RESIDENT INSPECTOR.....R. ZIMMERMAN
 LICENSING PROJ MANAGER.....E. LICHTA
 DOCKET NUMBER.....50-528
 LICENSE & DATE ISSUANCE...NPF-41, JUNE 1, 1985

INSPECTION STATUS

INSPECTION SUMMARY

INSPECTION ON MAY 22 - JUNE 5, 1985 (REPORT NO. 50-528/85-12) AREAS INSPECTED: ENHANCED TEAM INSPECTION OF THE OPERATING CREWS AND OPERATIONAL SUPPORT ACTIVITIES DURING INITIAL STARTUP AND LOW POWER TESTING. THE INSPECTION INVOLVED 447 INSPECTOR-HOURS INSITE BY NINE NRC PERSONNEL AND 210 INSPECTION HOURS BY FOUR NRC CONSULTANTS.

RESULTS: NO ITEMS OF NONCOMPLIANCE OR DEVIATIONS WERE IDENTIFIED. OBSERVATIONS BY THE SPECIAL INSPECTION TEAM WERE DISCUSSED WITH LICENSEE MANAGEMENT FOR THEIR CONSIDERATION, AND ACTIONS WERE TAKEN, AND ARE EXPECTED TO CONTINUE, TO IMPROVE OPERATIONAL ACTIVITIES. THESE OBSERVATIONS ARE DISCUSSED THROUGHOUT THE REPORT, AND RELATE PRINCIPALLY TO NEEDED IMPROVEMENTS IN THE CONTROL ROOM ENVIRONMENT (E.G., REDUCTION IN NOISE LEVELS, OPERATOR ALERTNESS, AND COMMUNICATIONS), RETRIEVAL OF INFORMATION FOR POST-EVENT EVALUATION, AND REACTOR ENGINEERING SUPPORT FOR OPERATIONS.

+ INSPECTION ON APRIL 28 - JUNE 29, 1985 (REPORT NO. 50-528/85-17) AREAS INSPECTED: A ROUTINE, ONSITE INSPECTION BY THE CONSTRUCTION RESIDENT INSPECTORS, INCLUDING REVIEW OF QUALITY RECORDS RELATED TO SAFETY RELATED COMPONENTS, INVESTIGATION OF ALLEGATION NO. RV-85-A-006 AND CLOSE OUT OF NRC TEMPORARY INSPECTION NO. 2512/11. VARIOUS I. E. MANUAL CHAPTERS WERE UTILIZED DURING THIS INSPECTION. THE INSPECTION INVOLVED 468 INSPECTOR-HOURS ONSITE BY TWO RESIDENT NRC INSPECTORS.

RESULTS: NO ITEMS OF NONCOMPLIANCE OR DEVIATIONS WERE IDENTIFIED.

INSPECTION STATUS - (CONTINUED)

INSPECTION SUMMARY

- ## ENFORCEMENT SUMMARY

NONE

OTHER ITEMS

SYSTEMS AND COMPONENT PROBLEMS:

MICROBIOLOGICAL INDUCED CORROSION ISSUE IN SPRAY POND IS BEING RESOLVED BY NRR.

FACILITY ITEMS (PLANS AND PROCEDURES):

NONE

MANAGERIAL ITEMS:

NONE

PLANT STATUS:

- * THE PLANT ACHIEVED INITIAL CRITICALITY ON MAY 25, 1985. THE PLANT ACHIEVED 50% POWER ON JULY 7, 1985. POWER ASCENSION TEST IS CURRENTLY ONGOING.

* PALO VERDE 1 *

Report Period JUL 1985 I N S P E C T I O N S T A T U S - (CONTINUED)

OTHER ITEMS

LAST IE SITE INSPECTION DATE: 07/29-09/01/85+

INSPECTION REPORT NO: 50-528/85-26+

R E P O R T S F R O M L I C E N S E E

NUMBER	DATE OF EVENT	DATE OF REPORT	SUBJECT
--------	------------------	-------------------	---------

NONE

THIS PAGE INTENTIONALLY LEFT BLANK

1. Docket: 50-277 O P E R A T I N G S T A T U S

2. Reporting Period: 07/01/85 Outage + On-line Hrs: 744.0

3. Utility Contact: W. M. Alden (215) 841-5022

4. Licensed Thermal Power (MWt): 3293

5. Nameplate Rating (Gross MWe): 1280 X 0.9 = 1152

6. Design Electrical Rating (Net MWe): 1065

7. Maximum Dependable Capacity (Gross MWe): 1098

8. Maximum Dependable Capacity (Net MWe): 1051

9. If Changes Occur Above Since Last Report, Give Reasons:
NONE

10. Power Level To Which Restricted, If Any (Net MWe):

11. Reasons for Restrictions, If Any:
NONE

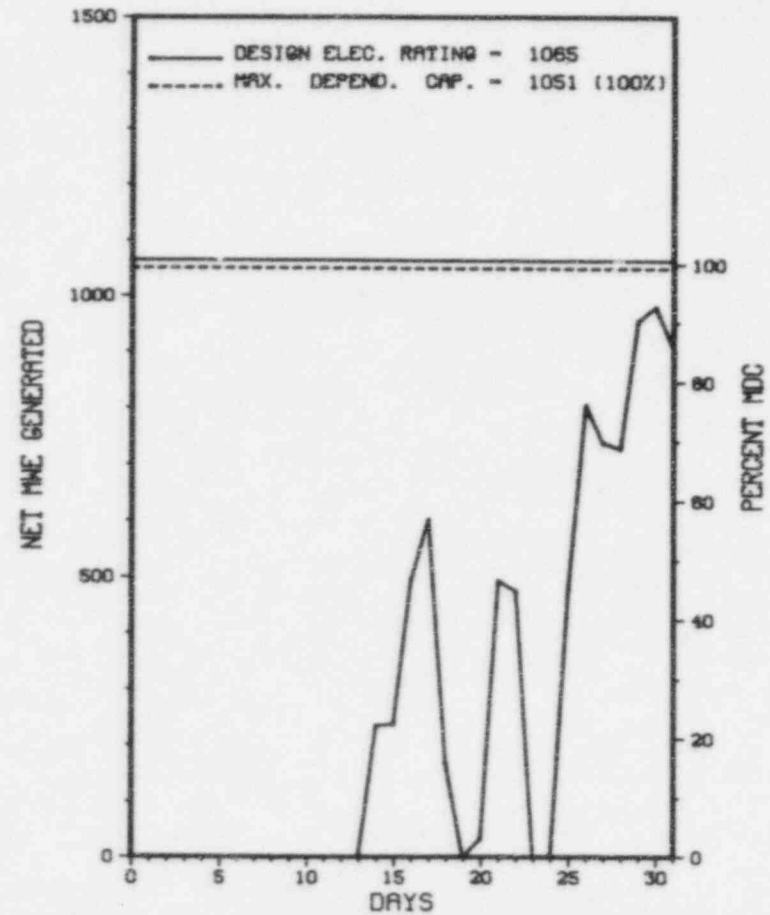
	MONTH	YEAR	CUMULATIVE
12. Report Period Hrs	<u>744.0</u>	<u>5,087.0</u>	<u>97,079.0</u>
13. Hours Reactor Critical	<u>534.4</u>	<u>534.4</u>	<u>62,817.4</u>
14. Rx Reserve Shtdwn Hrs	<u>.0</u>	<u>.0</u>	<u>.0</u>
15. Hrs Generator On-Line	<u>324.1</u>	<u>324.1</u>	<u>60,880.7</u>
16. Unit Reserve Shtdwn Hrs	<u>.0</u>	<u>.0</u>	<u>.0</u>
17. Gross Therm Ener (MWH)	<u>775,224</u>	<u>775,224</u>	<u>179,195,225</u>
18. Gross Elec Ener (MWH)	<u>212,150</u>	<u>212,150</u>	<u>58,930,810</u>
19. Net Elec Ener (MWH)	<u>194,021</u>	<u>145,780</u>	<u>56,408,118</u>
20. Unit Service Factor	<u>43.6</u>	<u>6.4</u>	<u>62.7</u>
21. Unit Avail Factor	<u>43.6</u>	<u>6.4</u>	<u>62.7</u>
22. Unit Cap Factor (MDC Net)	<u>24.8</u>	<u>2.7</u>	<u>55.3</u>
23. Unit Cap Factor (DER Net)	<u>24.5</u>	<u>2.7</u>	<u>54.6</u>
24. Unit Forced Outage Rate	<u>.0</u>	<u>.0</u>	<u>12.4</u>
25. Forced Outage Hours	<u>.0</u>	<u>.0</u>	<u>8,628.6</u>
26. Shutdowns Sched Over Next 6 Months (Type, Date, Duration): <u>NONE</u>			

27. If Currently Shutdown Estimated Startup Date: N/A

* PEACH BOTTOM 2 *

AVERAGE DAILY POWER LEVEL (MWe) PLOT

PEACH BOTTOM 2



JULY 1985

Report Period JUL 1985

UNIT SHUTDOWNS / REDUCTIONS

 * PEACH BOTTOM 2 *

No.	Date	Type	Hours	Reason	Method	LER Number	System	Component	Cause & Corrective Action to Prevent Recurrence
1	04/27/84	S	310.0	C	4		RC	FUELXX	SHUTDOWN FOR SIXTH REFUELING, MAINTENANCE, AND MAJOR MODIFICATION OUTAGE.
2	07/18/85	S	52.4	A	1	2-85-01	HA	TURBIN	SHUTDOWN TO BALANCE TURBINE DUE TO HIGH VIBRATIONS.
3	07/22/85	S	57.5	A	1	2-85-02	CH	PIPEXX	CORRECT INSTRUMENT TEST TAP LEAK ON 'C' FEED PUMP DISCHARGE LINE.
4	07/27/85	S	0.0	B	5		RC	ZZZZZZ	LOAD REDUCTION FOR ROD PATTERN ADJUSTMENT.
5	07/30/85	F	0.0	D	5		MC	ZZZZZZ	LOAD REDUCTION DUE TO MAIN STEAM LINE HIGH RADIATION DUE TO RESIN INJECTION.
6	07/31/85	F	0.0	A	5		CH	PUMPXX	LOAD REDUCTION DUE TO A REACTOR FEED PUMP EXHAUST RUPTURE DISC LEAK.

 * SUMMARY *

 PEACH BOTTOM 2 EXPERIENCED 3 SHUTDOWNS AND 3 POWER REDUCTIONS IN JULY AS DISCUSSED ABOVE.

Type	Reason	Method	System & Component
F-Forced	A-Equip Failure	1-Manual	Exhibit F & H
S-Sched	B-Maint or Test	2-Manual Scram	Instructions for
	C-Refueling	3-Auto Scram	Preparation of
	D-Regulatory Restriction	4-Continued	Data Entry Sheet
	E-Operator Training	5-Reduced Load	Licensee Event Report
	& License Examination	9-Other	(LER) File (NUREG-0161)

* PEACH BOTTOM 2 *

FACILITY DATA

Report Period JUL 1985

FACILITY DESCRIPTION

LOCATION
STATE.....PENNSYLVANIA
COUNTY.....YORK
DIST AND DIRECTION FROM
NEAREST POPULATION CTR...19 MI S OF
LANCASTER, PA
TYPE OF REACTOR.....BWR
DATE INITIAL CRITICALITY...SEPTEMBER 16, 1973
DATE ELEC ENER 1ST GENER...FEBRUARY 18, 1974
DATE COMMERCIAL OPERATE...JULY 5, 1974
CONDENSER COOLING METHOD...ONCE THRU
CONDENSER COOLING WATER...SUSQUEHANNA RIVER
ELECTRIC RELIABILITY
COUNCIL.....MID-ATLANTIC
AREA COUNCIL

UTILITY & CONTRACTOR INFORMATION

UTILITY
LICENSEE.....PHILADELPHIA ELECTRIC
CORPORATE ADDRESS.....2301 MARKET STREET
PHILADELPHIA, PENNSYLVANIA 19105
CONTRACTOR
ARCHITECT/ENGINEER.....BECHTEL
NUC STEAM SYS SUPPLIER...GENERAL ELECTRIC
CONSTRUCTOR.....BECHTEL
TURBINE SUPPLIER.....GENERAL ELECTRIC

REGULATORY INFORMATION

IE REGION RESPONSIBLE.....I
IE RESIDENT INSPECTOR.....T. JOHNSON
LICENSING PROJ MANAGER.....G. GEARS
DOCKET NUMBER.....50-277
LICENSE & DATE ISSUANCE...DPR-44, DECEMBER 14, 1973
PUBLIC DOCUMENT ROOM.....GOVERNMENT PUBLICATIONS SECTION
STATE LIBRARY OF PENNSYLVANIA
FORUM BUILDING
COMMONWEALTH AND WALNUT STREET
HARRISBURG, PENNSYLVANIA 17105

INSPECTION STATUS

INSPECTION SUMMARY

NO INSPECTION INPUT PROVIDED.

ENFORCEMENT SUMMARY

NONE

OTHER ITEMS

SYSTEMS AND COMPONENTS:

NO INPUT PROVIDED.

FACILITY ITEMS (PLANS AND PROCEDURES):

Report Period JUL 1985

I N S P E C T I O N S T A T U S - (CONTINUED)

* PEACH BOTTOM 2 *

OTHER ITEMS

NO INPUT PROVIDED.

MANAGERIAL ITEMS:

NO INPUT PROVIDED.

PLANT STATUS:

NO INPUT PROVIDED.

LAST IE SITE INSPECTION DATE: NO INPUT PROVIDED.

INSPECTION REPORT NO: NO INPUT PROVIDED.

R E P O R T S F R O M L I C E N S E E

=====			
NUMBER	DATE OF EVENT	DATE OF REPORT	SUBJECT

NO INPUT PROVIDED.			
=====			

1. Docket: 50-278 O P E R A T I N G S T A T U S

2. Reporting Period: 07/01/85 Outage + On-line Hrs: 744.0

3. Utility Contact: W. M. Alden (215) 841-5022

4. Licensed Thermal Power (MWt): 3293

5. Nameplate Rating (Gross MWe): 1280 X 0.9 = 1152

6. Design Electrical Rating (Net MWe): 1065

7. Maximum Dependable Capacity (Gross MWe): 1098

8. Maximum Dependable Capacity (Net MWe): 1035

9. If Changes Occur Above Since Last Report, Give Reasons:

NONE

10. Power Level To Which Restricted, If Any (Net MWe):

11. Reasons for Restrictions, If Any:

NONE

	MONTH	YEAR	CUMULATIVE
12. Report Period Hrs	744.0	5,087.0	92,975.0
13. Hours Reactor Critical	351.0	4,055.7	68,613.5
14. Rx Reserve Shtdwn Hrs	.0	.0	.0
15. Hrs Generator On-Line	336.0	3,989.3	66,854.4
16. Unit Reserve Shtdwn Hrs	.0	.0	.0
17. Gross Therm Ener (MWH)	779,256	10,796,856	194,996,664
18. Gross Elec Ener (MWH)	236,530	3,486,130	63,993,670
19. Net Elec Ener (MWH)	216,216	3,320,841	61,430,143
20. Unit Service Factor	45.2	78.4	71.9
21. Unit Avail Factor	45.2	78.4	71.9
22. Unit Cap Factor (MDC Net)	28.1	63.1	63.8
23. Unit Cap Factor (DER Net)	27.3	61.3	62.0
24. Unit Forced Outage Rate	.0	.8	7.1
25. Forced Outage Hours	.0	31.5	5,126.6
26. Shutdowns Sched Over Next 6 Months (Type, Date, Duration):			

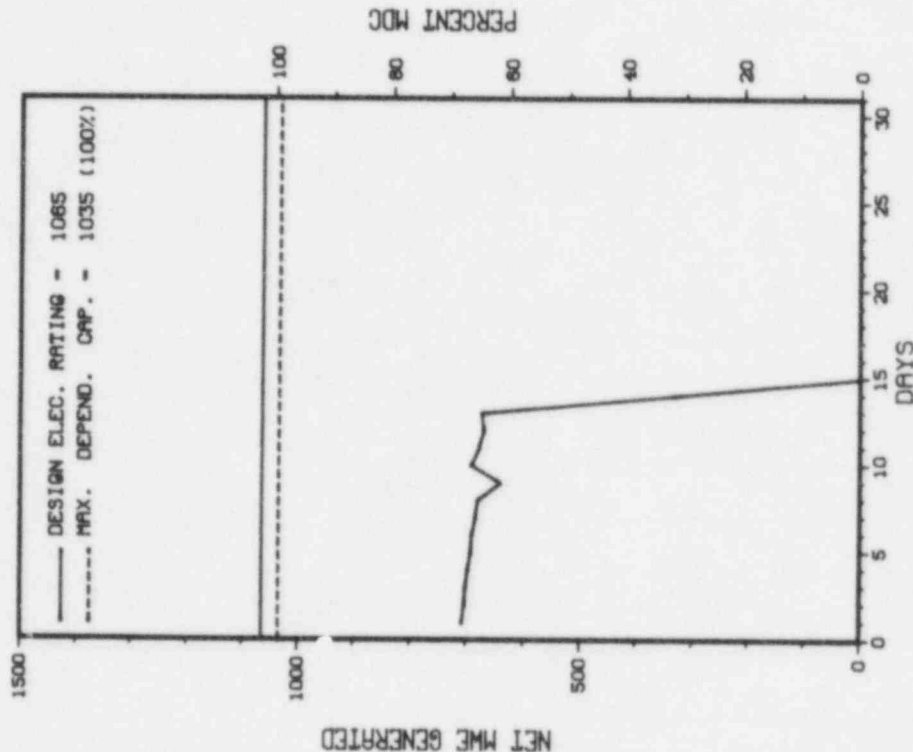
NONE

27. If Currently Shutdown Estimated Startup Date: 10/17/85

* PEACH BOTTOM 3 *

AVERAGE DAILY POWER LEVEL (MWe) PLOT

PEACH BOTTOM 3



JULY 1985

 * PEACH BOTTOM 3 *

UNIT SHUTDOWNS / REDUCTIONS

Report Period JUL 1985

No.	Date	Type	Hours	Reason	Method	LER Number	System Component	Cause & Corrective Action to Prevent Recurrence
12	07/09/85	F	0.0	A	5	EG	ZZZZZ	LOAD REDUCTION DUE TO LOSS OF VACUUM CAUSED BY XFMR BREAKER TRIP DUE TO GROUND FAULT.
13	07/14/85	S	408.0	C	1	RC	REFUEL	SHUTDOWN FOR SIXTH REFUELING/MAINTENANCE OUTAGE.

PEACH BOTTOM 3 EXPERIENCED 1 SHUTDOWN AND 1 POWER REDUCTION IN JULY AS DISCUSSED ABOVE.

 * SUMMARY *

Type	Reason	Method	System & Component
F-Forced S-Sched	A-Equip Failure B-Maint or Test C-Refueling D-Regulatory Restriction E-Operator Training & License Examination	1-Manual 2-Manual Scram 3-Auto Scram 4-Continued 5-Reduced Load 9-Other	Exhibit F & H Instructions for Preparation of Data Entry Sheet Licensee Event Report (LER) File (NUREG-0161)

* PEACH BOTTOM 3 *

F A C I L I T Y D A T A

Report Period JUL 1985

FACILITY DESCRIPTION

LOCATION
STATE.....PENNSYLVANIA
COUNTY.....YORK
DIST AND DIRECTION FROM
NEAREST POPULATION CTR...19 MI S OF
LANCASTER, PA
TYPE OF REACTOR.....BWR
DATE INITIAL CRITICALITY...AUGUST 7, 1974
DATE ELEC ENER 1ST GENER...SEPTEMBER 1, 1974
DATE COMMERCIAL OPERATE...DECEMBER 23, 1974
CONDENSER COOLING METHOD...ONCE THRU
CONDENSER COOLING WATER...SUSQUEHANNA RIVER
ELECTRIC RELIABILITY
COUNCIL.....MID-ATLANTIC
AREA COUNCIL

UTILITY & CONTRACTOR INFORMATION

UTILITY
LICENSEE.....PHILADELPHIA ELECTRIC
CORPORATE ADDRESS.....2301 MARKET STREET
PHILADELPHIA, PENNSYLVANIA 19105
CONTRACTOR
ARCHITECT/ENGINEER.....BECHTEL
NUC STEAM SYS SUPPLIER...GENERAL ELECTRIC
CONSTRUCTOR.....BECHTEL
TURBINE SUPPLIER.....GENERAL ELECTRIC

REGULATORY INFORMATION

IE REGION RESPONSIBLE.....I
IE RESIDENT INSPECTOR.....T. JOHNSON
LICENSING PROJ MANAGER.....G. GEARS
DOCKET NUMBER.....50-278
LICENSE & DATE ISSUANCE...DPR-56, JULY 2, 1974
PUBLIC DOCUMENT ROOM.....GOVERNMENT PUBLICATIONS SECTION
STATE LIBRARY OF PENNSYLVANIA
FORUM BUILDING
COMMONWEALTH AND WALNUT STREET
HARRISBURG, PENNSYLVANIA 17105

I N S P E C T I O N S T A T U S

INSPECTION SUMMARY

NO INSPECTION INPUT PROVIDED.

ENFORCEMENT SUMMARY

NONE

OTHER ITEMS

SYSTEMS AND COMPONENTS:

NO INPUT PROVIDED.

FACILITY ITEMS (PLANS AND PROCEDURES):

INSPECTION STATUS - (CONTINUED)

```

*****
*      PEACH BOTTOM 3      *
*****

```

NO INPUT PROVIDED.

MANAGERIAL ITEMS:

NO INPUT PROVIDED.

PLANT STATUS:

NO INPUT PROVIDED.

LAST IE SITE INSPECTION DATE: NO INPUT PROVIDED.

INSPECTION REPORT NO: NO INPUT PROVIDED.

REPORTS FROM LICENSEE

1	2	3	4	5	6	7	8	9	10	11	12	13	14	15	16	17	18	19	20	21	22	23	24	25	26	27	28	29	30	31	32	33	34	35	36	37	38	39	40	41	42	43	44	45	46	47	48	49	50	51	52	53	54	55	56	57	58	59	60	61	62	63	64	65	66	67	68	69	70	71	72	73	74	75	76	77	78	79	80	81	82	83	84	85	86	87	88	89	90	91	92	93	94	95	96	97	98	99	100	101	102	103	104	105	106	107	108	109	110	111	112	113	114	115	116	117	118	119	120	121	122	123	124	125	126	127	128	129	130	131	132	133	134	135	136	137	138	139	140	141	142	143	144	145	146	147	148	149	150	151	152	153	154	155	156	157	158	159	160	161	162	163	164	165	166	167	168	169	170	171	172	173	174	175	176	177	178	179	180	181	182	183	184	185	186	187	188	189	190	191	192	193	194	195	196	197	198	199	200	201	202	203	204	205	206	207	208	209	210	211	212	213	214	215	216	217	218	219	220	221	222	223	224	225	226	227	228	229	230	231	232	233	234	235	236	237	238	239	240	241	242	243	244	245	246	247	248	249	250	251	252	253	254	255	256	257	258	259	260	261	262	263	264	265	266	267	268	269	270	271	272	273	274	275	276	277	278	279	280	281	282	283	284	285	286	287	288	289	290	291	292	293	294	295	296	297	298	299	300	301	302	303	304	305	306	307	308	309	310	311	312	313	314	315	316	317	318	319	320	321	322	323	324	325	326	327	328	329	330	331	332	333	334	335	336	337	338	339	340	341	342	343	344	345	346	347	348	349	350	351	352	353	354	355	356	357	358	359	360	361	362	363	364	365	366	367	368	369	370	371	372	373	374	375	376	377	378	379	380	381	382	383	384	385	386	387	388	389	390	391	392	393	394	395	396	397	398	399	400	401	402	403	404	405	406	407	408	409	410	411	412	413	414	415	416	417	418	419	420	421	422	423	424	425	426	427	428	429	430	431	432	433	434	435	436	437	438	439	440	441	442	443	444	445	446	447	448	449	450	451	452	453	454	455	456	457	458	459	460	461	462	463	464	465	466	467	468	469	470	471	472	473	474	475	476	477	478	479	480	481	482	483	484	485	486	487	488	489	490	491	492	493	494	495	496	497	498	499	500	501	502	503	504	505	506	507	508	509	510	511	512	513	514	515	516	517	518	519	520	521	522	523	524	5
---	---	---	---	---	---	---	---	---	----	----	----	----	----	----	----	----	----	----	----	----	----	----	----	----	----	----	----	----	----	----	----	----	----	----	----	----	----	----	----	----	----	----	----	----	----	----	----	----	----	----	----	----	----	----	----	----	----	----	----	----	----	----	----	----	----	----	----	----	----	----	----	----	----	----	----	----	----	----	----	----	----	----	----	----	----	----	----	----	----	----	----	----	----	----	----	----	----	----	-----	-----	-----	-----	-----	-----	-----	-----	-----	-----	-----	-----	-----	-----	-----	-----	-----	-----	-----	-----	-----	-----	-----	-----	-----	-----	-----	-----	-----	-----	-----	-----	-----	-----	-----	-----	-----	-----	-----	-----	-----	-----	-----	-----	-----	-----	-----	-----	-----	-----	-----	-----	-----	-----	-----	-----	-----	-----	-----	-----	-----	-----	-----	-----	-----	-----	-----	-----	-----	-----	-----	-----	-----	-----	-----	-----	-----	-----	-----	-----	-----	-----	-----	-----	-----	-----	-----	-----	-----	-----	-----	-----	-----	-----	-----	-----	-----	-----	-----	-----	-----	-----	-----	-----	-----	-----	-----	-----	-----	-----	-----	-----	-----	-----	-----	-----	-----	-----	-----	-----	-----	-----	-----	-----	-----	-----	-----	-----	-----	-----	-----	-----	-----	-----	-----	-----	-----	-----	-----	-----	-----	-----	-----	-----	-----	-----	-----	-----	-----	-----	-----	-----	-----	-----	-----	-----	-----	-----	-----	-----	-----	-----	-----	-----	-----	-----	-----	-----	-----	-----	-----	-----	-----	-----	-----	-----	-----	-----	-----	-----	-----	-----	-----	-----	-----	-----	-----	-----	-----	-----	-----	-----	-----	-----	-----	-----	-----	-----	-----	-----	-----	-----	-----	-----	-----	-----	-----	-----	-----	-----	-----	-----	-----	-----	-----	-----	-----	-----	-----	-----	-----	-----	-----	-----	-----	-----	-----	-----	-----	-----	-----	-----	-----	-----	-----	-----	-----	-----	-----	-----	-----	-----	-----	-----	-----	-----	-----	-----	-----	-----	-----	-----	-----	-----	-----	-----	-----	-----	-----	-----	-----	-----	-----	-----	-----	-----	-----	-----	-----	-----	-----	-----	-----	-----	-----	-----	-----	-----	-----	-----	-----	-----	-----	-----	-----	-----	-----	-----	-----	-----	-----	-----	-----	-----	-----	-----	-----	-----	-----	-----	-----	-----	-----	-----	-----	-----	-----	-----	-----	-----	-----	-----	-----	-----	-----	-----	-----	-----	-----	-----	-----	-----	-----	-----	-----	-----	-----	-----	-----	-----	-----	-----	-----	-----	-----	-----	-----	-----	-----	-----	-----	-----	-----	-----	-----	-----	-----	-----	-----	-----	-----	-----	-----	-----	-----	-----	-----	-----	-----	-----	-----	-----	-----	-----	-----	-----	-----	-----	-----	-----	-----	-----	-----	-----	-----	-----	-----	-----	-----	-----	-----	-----	-----	-----	-----	-----	-----	-----	-----	-----	-----	-----	-----	-----	-----	-----	-----	-----	-----	-----	-----	-----	-----	-----	-----	-----	-----	-----	-----	-----	-----	-----	-----	-----	-----	-----	-----	-----	-----	-----	-----	-----	-----	-----	-----	---

NUMBER	DATE OF EVENT	DATE OF REPORT	SUBJECT
--------	------------------	-------------------	---------

NO INPUT PROVIDED.

1	2	3	4	5	6	7	8	9	10	11	12	13	14	15	16	17	18	19	20	21	22	23	24	25	26	27	28	29	30	31	32	33	34	35	36	37	38	39	40	41	42	43	44	45	46	47	48	49	50	51	52	53	54	55	56	57	58	59	60	61	62	63	64	65	66	67	68	69	70	71	72	73	74	75	76	77	78	79	80	81	82	83	84	85	86	87	88	89	90	91	92	93	94	95	96	97	98	99	100	101	102	103	104	105	106	107	108	109	110	111	112	113	114	115	116	117	118	119	120	121	122	123	124	125	126	127	128	129	130	131	132	133	134	135	136	137	138	139	140	141	142	143	144	145	146	147	148	149	150	151	152	153	154	155	156	157	158	159	160	161	162	163	164	165	166	167	168	169	170	171	172	173	174	175	176	177	178	179	180	181	182	183	184	185	186	187	188	189	190	191	192	193	194	195	196	197	198	199	200	201	202	203	204	205	206	207	208	209	210	211	212	213	214	215	216	217	218	219	220	221	222	223	224	225	226	227	228	229	230	231	232	233	234	235	236	237	238	239	240	241	242	243	244	245	246	247	248	249	250	251	252	253	254	255	256	257	258	259	260	261	262	263	264	265	266	267	268	269	270	271	272	273	274	275	276	277	278	279	280	281	282	283	284	285	286	287	288	289	290	291	292	293	294	295	296	297	298	299	300	301	302	303	304	305	306	307	308	309	310	311	312	313	314	315	316	317	318	319	320	321	322	323	324	325	326	327	328	329	330	331	332	333	334	335	336	337	338	339	340	341	342	343	344	345	346	347	348	349	350	351	352	353	354	355	356	357	358	359	360	361	362	363	364	365	366	367	368	369	370	371	372	373	374	375	376	377	378	379	380	381	382	383	384	385	386	387	388	389	390	391	392	393	394	395	396	397	398	399	400	401	402	403	404	405	406	407	408	409	410	411	412	413	414	415	416	417	418	419	420	421	422	423	424	425	426	427	428	429	430	431	432	433	434	435	436	437	438	439	440	441	442	443	444	445	446	447	448	449	450	451	452	453	454	455	456	457	458	459	460	461	462	463	464	465	466	467	468	469	470	471	472	473	474	475	476	477	478	479	480	481	482	483	484	485	486	487	488	489	490	491	492	493	494	495	496	497	498	499	500	501	502	503	504	505	506	507	508	509	510	511	512	513	514	515	516	517	518	519	520	521	522	523	524	5
---	---	---	---	---	---	---	---	---	----	----	----	----	----	----	----	----	----	----	----	----	----	----	----	----	----	----	----	----	----	----	----	----	----	----	----	----	----	----	----	----	----	----	----	----	----	----	----	----	----	----	----	----	----	----	----	----	----	----	----	----	----	----	----	----	----	----	----	----	----	----	----	----	----	----	----	----	----	----	----	----	----	----	----	----	----	----	----	----	----	----	----	----	----	----	----	----	----	----	-----	-----	-----	-----	-----	-----	-----	-----	-----	-----	-----	-----	-----	-----	-----	-----	-----	-----	-----	-----	-----	-----	-----	-----	-----	-----	-----	-----	-----	-----	-----	-----	-----	-----	-----	-----	-----	-----	-----	-----	-----	-----	-----	-----	-----	-----	-----	-----	-----	-----	-----	-----	-----	-----	-----	-----	-----	-----	-----	-----	-----	-----	-----	-----	-----	-----	-----	-----	-----	-----	-----	-----	-----	-----	-----	-----	-----	-----	-----	-----	-----	-----	-----	-----	-----	-----	-----	-----	-----	-----	-----	-----	-----	-----	-----	-----	-----	-----	-----	-----	-----	-----	-----	-----	-----	-----	-----	-----	-----	-----	-----	-----	-----	-----	-----	-----	-----	-----	-----	-----	-----	-----	-----	-----	-----	-----	-----	-----	-----	-----	-----	-----	-----	-----	-----	-----	-----	-----	-----	-----	-----	-----	-----	-----	-----	-----	-----	-----	-----	-----	-----	-----	-----	-----	-----	-----	-----	-----	-----	-----	-----	-----	-----	-----	-----	-----	-----	-----	-----	-----	-----	-----	-----	-----	-----	-----	-----	-----	-----	-----	-----	-----	-----	-----	-----	-----	-----	-----	-----	-----	-----	-----	-----	-----	-----	-----	-----	-----	-----	-----	-----	-----	-----	-----	-----	-----	-----	-----	-----	-----	-----	-----	-----	-----	-----	-----	-----	-----	-----	-----	-----	-----	-----	-----	-----	-----	-----	-----	-----	-----	-----	-----	-----	-----	-----	-----	-----	-----	-----	-----	-----	-----	-----	-----	-----	-----	-----	-----	-----	-----	-----	-----	-----	-----	-----	-----	-----	-----	-----	-----	-----	-----	-----	-----	-----	-----	-----	-----	-----	-----	-----	-----	-----	-----	-----	-----	-----	-----	-----	-----	-----	-----	-----	-----	-----	-----	-----	-----	-----	-----	-----	-----	-----	-----	-----	-----	-----	-----	-----	-----	-----	-----	-----	-----	-----	-----	-----	-----	-----	-----	-----	-----	-----	-----	-----	-----	-----	-----	-----	-----	-----	-----	-----	-----	-----	-----	-----	-----	-----	-----	-----	-----	-----	-----	-----	-----	-----	-----	-----	-----	-----	-----	-----	-----	-----	-----	-----	-----	-----	-----	-----	-----	-----	-----	-----	-----	-----	-----	-----	-----	-----	-----	-----	-----	-----	-----	-----	-----	-----	-----	-----	-----	-----	-----	-----	-----	-----	-----	-----	-----	-----	-----	-----	-----	-----	-----	-----	-----	-----	-----	-----	-----	-----	-----	-----	-----	-----	-----	-----	-----	-----	-----	-----	-----	-----	-----	-----	-----	-----	-----	-----	-----	-----	-----	-----	-----	-----	-----	-----	-----	-----	-----	-----	-----	-----	---

1. Docket: 50-293 O P E R A T I N G S T A T U S
2. Reporting Period: 07/01/85 Outage + On-line Hrs: 744.0
3. Utility Contact: P. HAMILTON (617) 746-7900
4. Licensed Thermal Power (MWh): 1998
5. Nameplate Rating (Gross MWe): 780 X 0.87 = 678
6. Design Electrical Rating (Net MWe): 655
7. Maximum Dependable Capacity (Gross MWe): 690
8. Maximum Dependable Capacity (Net MWe): 670
9. If Changes Occur Above Since Last Report, Give Reasons:

ITEMS 7 & 8 RE-EVALUATED.

10. Power Level To Which Restricted, If Any (Net MWe): _____
11. Reasons for Restrictions, If Any: _____
NONE

	MONTH	YEAR	CUMULATIVE
12. Report Period Hrs	744.0	5,087.0	110,831.0
13. Hours Reactor Critical	744.0	4,613.5	74,517.7
14. Rx Reserve Shtdwn Hrs	.0	.0	.0
15. Hrs Generator On-Line	744.0	4,500.3	72,056.4
16. Unit Reserve Shtdwn Hrs	.0	.0	.0
17. Gross Therm Ener (MWh)	1,456,032	8,249,400	125,681,376
18. Gross Elec Ener (MWh)	501,770	2,837,830	42,070,044
19. Net Elec Ener (MWh)	483,196	2,730,133	40,427,061
20. Unit Service Factor	100.0	88.5	65.0
21. Unit Avail Factor	100.0	88.5	65.0
22. Unit Cap Factor (MDC Net)	96.9	80.6	54.4
23. Unit Cap Factor (DER Net)	99.2	81.9	55.7
24. Unit Forced Outage Rate	.0	10.8	9.3
25. Forced Outage Hours	.0	543.2	7,385.7
26. Shutdowns Sched Over Next 6 Months (Type, Date, Duration):			

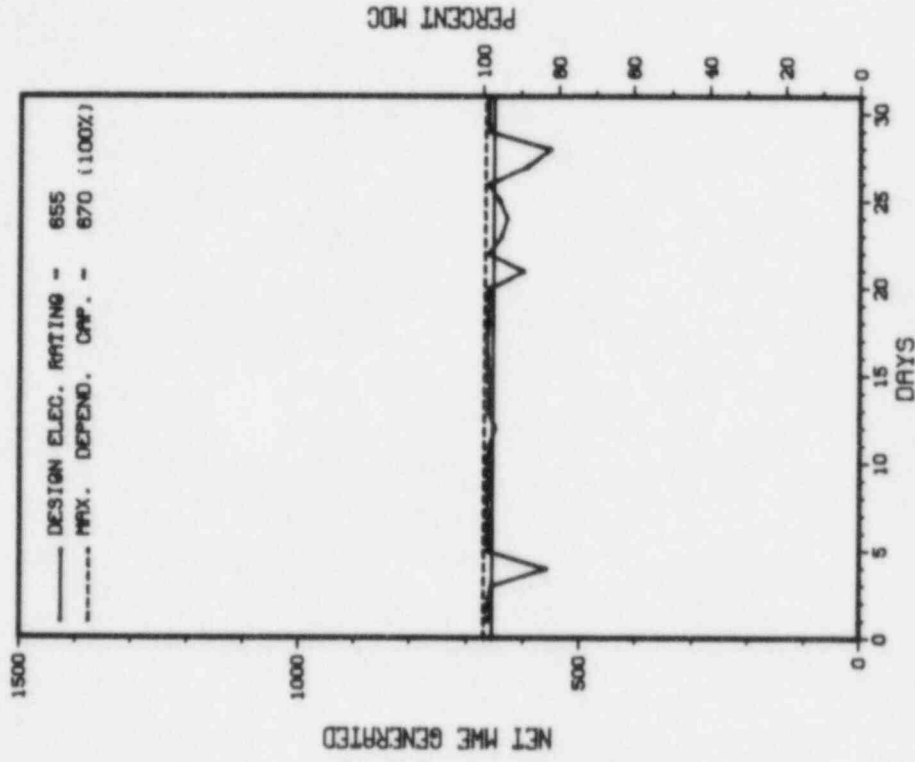
NONE

27. If Currently Shutdown Estimated Startup Date: N/A

* PILGRIM 1 *

AVERAGE DAILY POWER LEVEL (MWe) PLOT

PILGRIM 1



JULY 1985

Report Period JUL 1985

UNIT SHUTDOWNS / REDUCTIONS

* PILGRIM 1 *

No.	Date	Type	Hours	Reason	Method	LER Number	System	Component	Cause & Corrective Action to Prevent Recurrence
-----	------	------	-------	--------	--------	------------	--------	-----------	---

NONE

* SUMMARY *

PILGRIM 1 OPERATED ROUTINELY IN JULY WITH NO SHUTDOWNS OR POWER REDUCTIONS REPORTED.

Type	Reason	Method	System & Component
F-Forced	A-Equip Failure	1-Manual	Exhibit F & H
S-Sched	B-Maint or Test	2-Manual Scram	Instructions for
	C-Refueling	3-Auto Scram	Preparation of
	D-Regulatory Restriction	4-Continued	Data Entry Sheet
	E-Operator Training	5-Reduced Load	Licensee Event Report
	& License Examination	9-Other	(LER) File (NUREG-0161)

* PILGRIM 1 *

F A C I L I T Y D A T A

Report Period JUL 1985

FACILITY DESCRIPTION

LOCATION
STATE.....MASSACHUSETTS

COUNTY.....PLYMOUTH

DIST AND DIRECTION FROM
NEAREST POPULATION CTR...4 MI SE OF
PLYMOUTH, MASS

TYPE OF REACTOR.....BWR

DATE INITIAL CRITICALITY...JUNE 16, 1972

DATE ELEC ENER 1ST GENER...JULY 19, 1972

DATE COMMERCIAL OPERATE...DECEMBER 1, 1972

CONDENSER COOLING METHOD...ONCE THRU

CONDENSER COOLING WATER...CAPE COD BAY

ELECTRIC RELIABILITY
COUNCIL.....NORTHEAST POWER
COORDINATING COUNCIL

UTILITY & CONTRACTOR INFORMATION

UTILITY
LICENSEE.....BOSTON EDISON

CORPORATE ADDRESS.....800 BOYLSTON STREET
BOSTON, MASSACHUSETTS 02199

CONTRACTOR
ARCHITECT/ENGINEER.....BECHTEL

NUC STEAM SYS SUPPLIER...GENERAL ELECTRIC

CONSTRUCTOR.....BECHTEL

TURBINE SUPPLIER.....GENERAL ELECTRIC

REGULATORY INFORMATION

IE REGION RESPONSIBLE.....I

IE RESIDENT INSPECTOR.....J. JOHNSON

LICENSING PROJ MANAGER....P. LEECH
DOCKET NUMBER.....50-293

LICENSE & DATE ISSUANCE...DPR-35, SEPTEMBER 15, 1972

PUBLIC DOCUMENT ROOM.....PLYMOUTH PUBLIC LIBRARY
11 NORTH STREET
PLYMOUTH, MASSACHUSETTS 02360

I N S P E C T I O N S T A T U S

INSPECTION SUMMARY

NO INSPECTION INPUT PROVIDED.

ENFORCEMENT SUMMARY

CONTRARY TO TECH SPEC 4.7.B.6.1, DIOCTYL PHTHALATE (DOP) TESTING WAS NOT PERFORMED FOLLOWING MAINTENANCE TO HEPA FILTER SYSTEM HOUSING IN THE "A" STANDBY GAS TREATMENT SYSTEM TRAIN.
(8500 4)

CONTRARY TO TECH SPEC 1.0.V AND TABLE 4.1.2, A LOCAL POWER RANGE MONITOR (LPRM) WAS NOT CALIBRATED PRIOR TO BEING DECLARED OPERABLE.
(8500 5)

OTHER ITEMS

SYSTEMS AND COMPONENTS:

Report Period JUL 1985

I N S P E C T I O N S T A T U S - (CONTINUED)

* PILGRIM 1 *

OTHER ITEMS

NO INPUT PROVIDED.

FACILITY ITEMS (PLANS AND PROCEDURES):

NO INPUT PROVIDED.

MANAGERIAL ITEMS:

NO INPUT PROVIDED.

PLANT STATUS:

NO INPUT PROVIDED.

LAST IE SITE INSPECTION DATE: NO INPUT PROVIDED.

INSPECTION REPORT NO: NO INPUT PROVIDED.

R E P O R T S F R O M L I C E N S E E

=====

NUMBER	DATE OF EVENT	DATE OF REPORT	SUBJECT
--------	------------------	-------------------	---------

NO INPUT PROVIDED.

=====

1. Docket: 50-266 O P E R A T I N G S T A T U S
2. Reporting Period: 07/01/85 Outage + On-line Hrs: 744.0
3. Utility Contact: C. W. KRAUSE (414) 277-2001
4. Licensed Thermal Power (MWt): 1518
5. Nameplate Rating (Gross MWe): 582 X 0.9 = 524
6. Design Electrical Rating (Net MWe): 497
7. Maximum Dependable Capacity (Gross MWe): 509
8. Maximum Dependable Capacity (Net MWe): 485
9. If Changes Occur Above Since Last Report, Give Reasons:

NONE

10. Power Level To Which Restricted, If Any (Net MWe): _____
11. Reasons for Restrictions, If Any: _____

NONE

	MONTH	YEAR	CUMULATIVE
12. Report Period Hrs	744.0	5,087.0	129,167.0
13. Hours Reactor Critical	744.0	3,307.0	103,805.6
14. Rx Reserve Shtdwn Hrs	.0	4.7	634.4
15. Hrs Generator On-Line	744.0	3,256.2	101,243.7
16. Unit Reserve Shtdwn Hrs	.0	1.5	804.0
17. Gross Therm Ener (MMH)	1,104,798	4,757,309	137,706,286
18. Gross Elec Ener (MMH)	379,850	1,633,460	46,278,700
19. Net Elec Ener (MMH)	363,458	1,560,982	44,038,072
20. Unit Service Factor	100.0	64.0	78.4
21. Unit Avail Factor	100.0	64.0	79.0
22. Unit Cap Factor (MDC Net)	100.7	63.3	69.8*
23. Unit Cap Factor (DER Net)	98.3	61.7	68.6
24. Unit Forced Outage Rate	.0	.2	2.5
25. Forced Outage Hours	.0	7.1	2,413.4

26. Shutdowns Sched Over Next 6 Months (Type, Date, Duration):

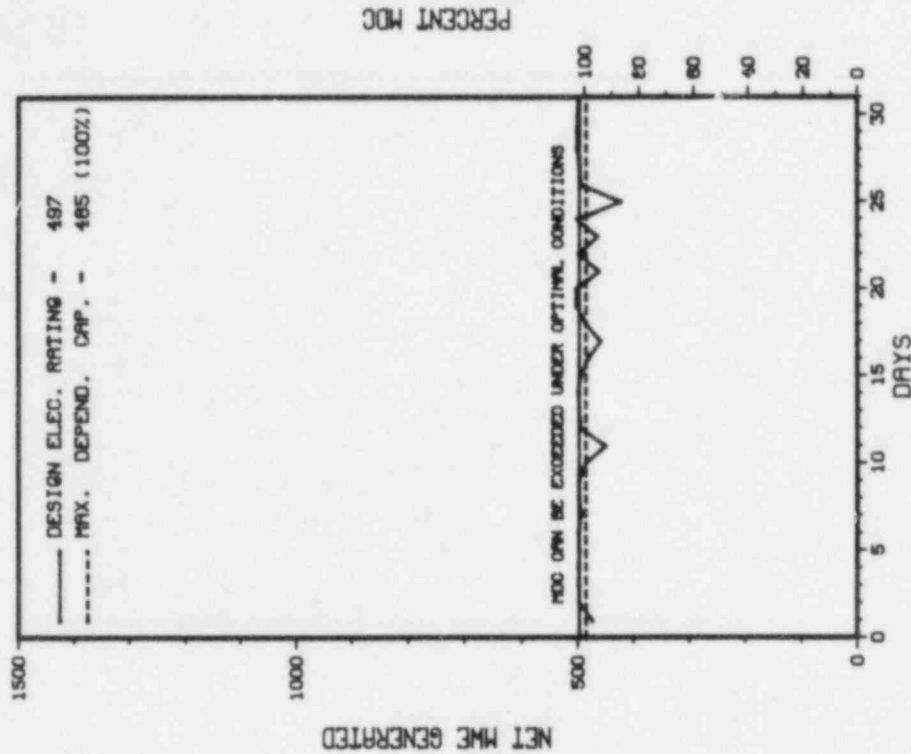
NONE

27. If Currently Shutdown Estimated Startup Date: N/A

 * POINT BEACH 1

 AVERAGE DAILY POWER LEVEL (MWe) PLOT

POINT BEACH 1



JULY 1985

Report Period JUL 1985

UNIT SHUTDOWNS / REDUCTIONS

* POINT BEACH 1 *

No.	Date	Type	Hours	Reason	Method	LER Number	System Component	Cause & Corrective Action to Prevent Recurrence
-----	------	------	-------	--------	--------	------------	------------------	---

NONE

* SUMMARY *

POINT BEACH 1 OPERATED ROUTINELY IN JULY WITH NO SHUTDOWNS OR POWER REDUCTIONS REPORTED.

Type	Reason	Method	System & Component
F-Forced	A-Equip Failure	1-Manual	Exhibit F & H
S-Sched	B-Maint or Test	2-Manual Scram	Instructions for
	C-Refueling	3-Auto Scram	Preparation of
	D-Regulatory Restriction	4-Continued	Data Entry Sheet
	E-Operator Training	5-Reduced Load	Licensee Event Report
	& License Examination	9-Other	(LER) File (NUREG-0161)

* POINT BEACH 1 *

F A C I L I T Y D A T A

Report Period JUL 1985

FACILITY DESCRIPTION

LOCATION
STATE.....WISCONSIN
COUNTY.....MANITOWOC
DIST AND DIRECTION FROM
NEAREST POPULATION CTR....15 MI N OF
MANITOWOC, WISC
TYPE OF REACTOR.....PWR
DATE INITIAL CRITICALITY...NOVEMBER 2, 1970
DATE ELEC ENER 1ST GENER...NOVEMBER 6, 1970
DATE COMMERCIAL OPERATE....DECEMBER 21, 1970
CONDENSER COOLING METHOD...ONCE THRU
CONDENSER COOLING WATER....LAKE MICHIGAN
ELECTRIC RELIABILITY
COUNCIL.....MID-AMERICA
INTERPOOL NETWORK

UTILITY & CONTRACTOR INFORMATION

UTILITY
LICENSEE.....WISCONSIN ELECTRIC POWER COMPANY
CONTRACTOR ADDRESS.....231 WEST MICHIGAN STREET
MILWAUKEE, WISCONSIN 53201
CONTRACTOR
ARCHITECT/ENGINEER.....BECHTEL
NUC STEAM SYS SUPPLIER...WESTINGHOUSE
CONSTRUCTOR.....BECHTEL
TURBINE SUPPLIER.....WESTINGHOUSE

REGULATORY INFORMATION

IE REGION RESPONSIBLE.....III
IE RESIDENT INSPECTOR.....R. HAGUE
LICENSING PROJ MANAGER.....T. COLBURN
DOCKET NUMBER.....50-266
LICENSE & DATE ISSUANCE....DPR-24, OCTOBER 5, 1970
PUBLIC DOCUMENT ROOM.....JOSEPH MANN PUBLIC LIBRARY
1516 16TH ST.
TWO RIVERS, WISCONSIN 54241

I N S P E C T I O N S T A T U S

INSPECTION SUMMARY

INSPECTION ON APRIL 29-30 AND JUNE 6 (85008): ROUTINE, UNANNOUNCED SAFETY INSPECTION TO REVIEW INSERVICE INSPECTION (ISI) PROCEDURES, WORK ACTIVITIES, NONDESTRUCTIVE EXAMINATIONS (NDE), PERSONNEL CERTIFICATIONS; AND SPLIT PIN REPLACEMENT. THE INSPECTION INVOLVED A TOTAL OF 14 INSPECTOR-HOURS ONSITE AND 16 INSPECTOR-HOURS OFFSITE, BY ONE NRC INSPECTOR. NO VIOLATIONS OR DEVIATIONS WERE IDENTIFIED.

INSPECTION ON JUNE 4-7, AND 12 (85009): ROUTINE, ANNOUNCED INSPECTION BY TWO REGIONAL INSPECTORS OF THE LICENSEE'S ACTIONS ON PREVIOUS INSPECTION FINDINGS. THE INSPECTION INVOLVED A TOTAL OF 50 INSPECTOR-HOURS ONSITE AND 12 INSPECTOR-HOURS AT THE CORPORATE HEADQUARTERS. OF THE 17 FINDINGS REVIEWED, 14 WERE CLOSED. ONE DEVIATION WAS IDENTIFIED RELATING TO QUALIFICATION/CERTIFICATION OF INSPECTORS.

ENFORCEMENT SUMMARY

10 CFR 50.54(Q) REQUIRES THAT NUCLEAR POWER REACTOR LICENSEES FOLLOW AND MAINTAIN IN EFFECT EMERGENCY PLANS WHICH MEET THE REQUIREMENTS OF APPENDIX E TO 10 CFR PART 50 AND THE PLANNING STANDARDS OF 50.47(B). SECTION IV.B OF APPENDIX E REQUIRES THAT A LICENSEE'S EMERGENCY PLANS SHALL INCLUDE INFORMATION TO DEMONSTRATE COMPLIANCE WITH THE FOLLOWING: THE MEANS FOR DETERMINING THE MAGNITUDE AND FOR CONTINUALLY ASSESSING THE IMPACT OF THE RELEASE OF RADIOACTIVE MATERIAL SHALL BE DESCRIBED, INCLUDING EMERGENCY ACTION LEVELS THAT ARE TO BE USED AS CRITERIA FOR NOTIFICATION AND PARTICIPATION OF LOCAL AND STATE AGENCIES, THE COMMISSION, AND

INSPECTION STATUS - (CONTINUED)

* POINT BEACH 1 *

OTHER ITEMS

NONE

NONE

NOTE

THE UNIT IS OPERATING NORMALLY.

INSPECTION REPORT NO: 85015

* POINT BEACH 1 *

REPORTS FROM LICENSEE

Report Period JUL 1985

NUMBER	DATE OF EVENT	DATE OF REPORT	SUBJECT
=====	-----	-----	-----
=====	=====	=====	=====

THIS PAGE INTENTIONALLY LEFT BLANK

1. Docket: 50-301 O P E R A T I N G S T A T U S

2. Reporting Period: 07/01/85 Outage + On-line Hrs: 744.0

3. Utility Contact: C. W. KRAUSE (414) 277-2001

4. Licensed Thermal Power (MWh): 1518

5. Nameplate Rating (Gross MWe): 582 X 0.9 = 524

6. Design Electrical Rating (Net MWe): 497

7. Maximum Dependable Capacity (Gross MWe): 509

8. Maximum Dependable Capacity (Net MWe): 485

9. If Changes Occur Above Since Last Report, Give Reasons:
NONE

10. Power Level To Which Restricted, If Any (Net MWe):

11. Reasons for Restrictions, If Any:
NONE

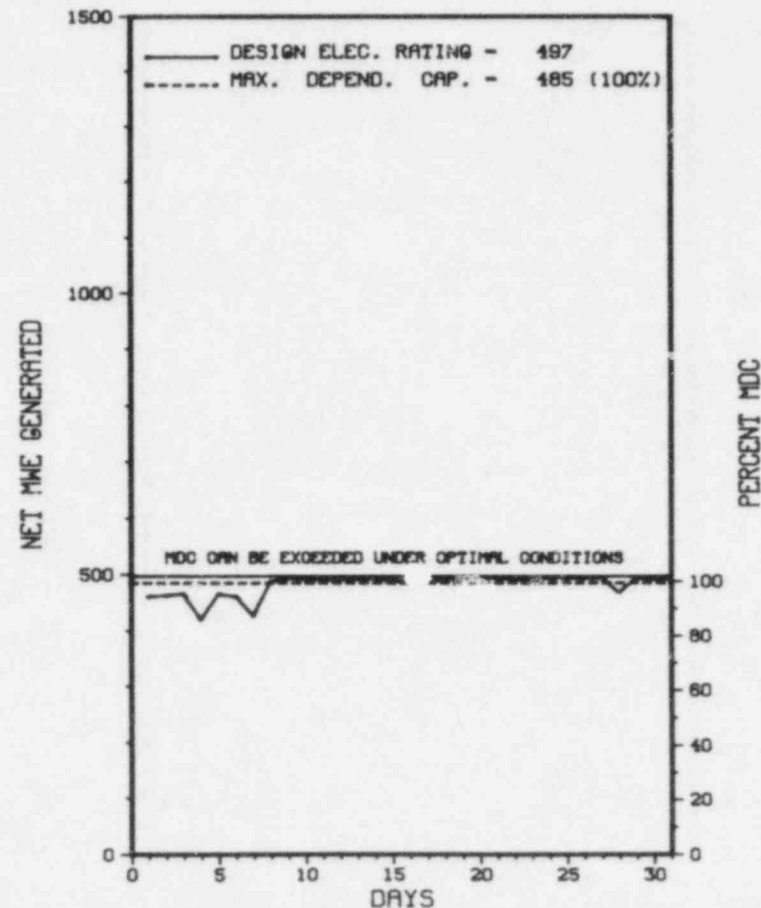
	MONTH	YEAR	CUMULATIVE
12. Report Period Hrs	<u>744.0</u>	<u>5,087.0</u>	<u>113,952.0</u>
13. Hours Reactor Critical	<u>744.0</u>	<u>5,087.0</u>	<u>101,059.4</u>
14. Rx Reserve Shtdwn Hrs	<u>.0</u>	<u>.0</u>	<u>207.1</u>
15. Hrs Generator On-Line	<u>744.0</u>	<u>5,087.0</u>	<u>99,396.4</u>
16. Unit Reserve Shtdwn Hrs	<u>.0</u>	<u>.0</u>	<u>198.1</u>
17. Gross Therm Ener (MWH)	<u>1,104,022</u>	<u>7,640,060</u>	<u>139,393,032</u>
18. Gross Elec Ener (MWH)	<u>375,770</u>	<u>2,602,690</u>	<u>47,242,830</u>
19. Net Elec Ener (MWH)	<u>358,746</u>	<u>2,488,862</u>	<u>45,006,500</u>
20. Unit Service Factor	<u>100.0</u>	<u>100.0</u>	<u>87.2</u>
21. Unit Avail Factor	<u>100.0</u>	<u>100.0</u>	<u>87.4</u>
22. Unit Cap Factor (MDC Net)	<u>99.4</u>	<u>100.9</u>	<u>80.4*</u>
23. Unit Cap Factor (DER Net)	<u>97.0</u>	<u>98.4</u>	<u>79.5</u>
24. Unit Forced Outage Rate	<u>.0</u>	<u>.0</u>	<u>1.3</u>
25. Forced Outage Hours	<u>.0</u>	<u>.0</u>	<u>697.2</u>
26. Shutdowns Sched Over Next 6 Months (Type, Date, Duration): <u>REFUELING, SEPTEMBER 18, 1985.</u>			

27. If Currently Shutdown Estimated Startup Date: N/A

* POINT BEACH 2 *

AVERAGE DAILY POWER LEVEL (MWe) PLOT

POINT BEACH 2



JULY 1985

* Item calculated with a Weighted Average

Report Period JUL 1985

UNIT SHUTDOWNS / REDUCTIONS

* POINT BEACH 2 *

No.	Date	Type	Hours	Reason	Method	LER Number	System	Component	Cause & Corrective Action to Prevent Recurrence
-----	------	------	-------	--------	--------	------------	--------	-----------	---

NONE

* SUMMARY *

POINT BEACH 2 OPERATED ROUTINELY IN JULY WITH NO SHUTDOWNS OR POWER REDUCTIONS REPORTED.

Type	Reason	Method	System & Component
F-Forced	A-Equip Failure	1-Manual	Exhibit F & H
S-Sched	B-Maint or Test	2-Manual Scram	Instructions for
	C-Refueling	3-Auto Scram	Preparation of
	D-Regulatory Restriction	4-Continued	Data Entry Sheet
	E-Operator Training	5-Reduced Load	Licensee Event Report
	& License Examination	7-Other	(LER) File (NUREG-0161)

* POINT REACH 2 *

FACILITY DATA

Report Period JUL 1985

FACILITY DESCRIPTION

LOCATION
STATE.....WISCONSIN
COUNTY.....MANITOWOC
DIST AND DIRECTION FROM
NEAREST POPULATION CTR...15 MI N OF
MANITOWOC, WISC
TYPE OF REACTOR.....PWR
DATE INITIAL CRITICALITY...MAY 30, 1972
DATE ELEC ENER 1ST GENER...AUGUST 2, 1972
DATE COMMERCIAL OPERATE...OCTOBER 1, 1972
CONDENSER COOLING METHOD...ONCE THRU
CONDENSER COOLING WATER...LAKE MICHIGAN
ELECTRIC RELIABILITY
COUNCIL.....MID-AMERICA
INTERPOOL NETWORK

UTILITY & CONTRACTOR INFORMATION

UTILITY
LICENSEE.....WISCONSIN ELECTRIC POWER COMPANY
CORPORATE ADDRESS.....231 WEST MICHIGAN STREET
MILWAUKEE, WISCONSIN 53201
CONTRACTOR
ARCHITECT/ENGINEER....BECHTEL
NUC STEAM SYS SUPPLIER...WESTINGHOUSE
CONSTRUCTOR.....BECHTEL
TURBINE SUPPLIER.....WESTINGHOUSE

REGULATORY INFORMATION

IE REGION RESPONSIBLE.....III
IE RESIDENT INSPECTOR.....R. HAGUE
LICENSING PROJ MANAGER.....T. COLBURN
DOCKET NUMBER.....50-301
LICENSE & DATE ISSUANCE...DPR-27, MARCH 8, 1973
PUBLIC DOCUMENT ROOM.....JOSEPH MANN PUBLIC LIBRARY
1516 16TH ST.
TWO RIVERS, WISCONSIN 54241

I N S P E C T I O N S T A T U S

INSPECTION SUMMARY

INSPECTION ON APRIL 29-30 AND JUNE 6 (85008): ROUTINE, UNANNOUNCED SAFETY INSPECTION TO REVIEW INSERVICE INSPECTION (ISI) PROCEDURES, WORK ACTIVITIES, NONDESTRUCTIVE EXAMINATIONS (NDE), PERSONNEL CERTIFICATIONS; AND SPLIT PIN REPLACEMENT. THE INSPECTION INVOLVED A TOTAL OF 14 INSPECTOR-HOURS ONSITE AND 16 INSPECTOR-HOURS OFFSITE, BY ONE NRC INSPECTOR. NO VIOLATIONS OR DEVIATIONS WERE IDENTIFIED.

INSPECTION ON JUNE 4-7, AND 12 (85009): ROUTINE, ANNOUNCED INSPECTION BY TWO REGIONAL INSPECTORS OF THE LICENSEE'S ACTIONS ON PREVIOUS INSPECTION FINDINGS. THE INSPECTION INVOLVED A TOTAL OF 50 INSPECTOR-HOURS ONSITE AND 12 INSPECTOR-HOURS AT THE CORPORATE HEADQUARTERS. OF THE 17 FINDINGS REVIEWED, 14 WERE CLOSED. ONE DEVIATION WAS IDENTIFIED RELATING TO QUALIFICATION/CERTIFICATION OF INSPECTORS.

ENFORCEMENT SUMMARY

NONE

OTHER ITEMS

Report Period JUL 1985

I N S P E C T I O N S T A T U S - (CONTINUED)

* POINT BEACH 2 *

OTHER ITEMS

SYSTEMS AND COMPONENT PROBLEMS:

NONE

FACILITY ITEMS (PLANS AND PROCEDURES):

NONE

MANAGERIAL ITEMS:

NONE

PLANT STATUS:

THE UNIT IS OPERATING NORMALLY.

LAST IE SITE INSPECTION DATE: AUGUST 1 - SEPTEMBER 30, 1985

INSPECTION REPORT NO: 35015

R E P O R T S F R O M L I C E N S E E

=====			
NUMBER	DATE OF EVENT	DATE OF REPORT	SUBJECT

=====			

1. Docket: 50-282 O P E R A T I N G S T A T U S

2. Reporting Period: 07/01/85 Outage + On-line Hrs: 744.0

3. Utility Contact: DALE DUGSTAD (612) 388-1121

4. Licensed Thermal Power (MWt): 1650

5. Nameplate Rating (Gross MWe): 659 X 0.9 = 593

6. Design Electrical Rating (Net MWe): 530

7. Maximum Dependable Capacity (Gross MWe): 534

8. Maximum Dependable Capacity (Net MWe): 503

9. If Changes Occur Above Since Last Report, Give Reasons:
NONE

10. Power Level To Which Restricted, If Any (Net MWe):

11. Reasons for Restrictions, If Any:
NONE

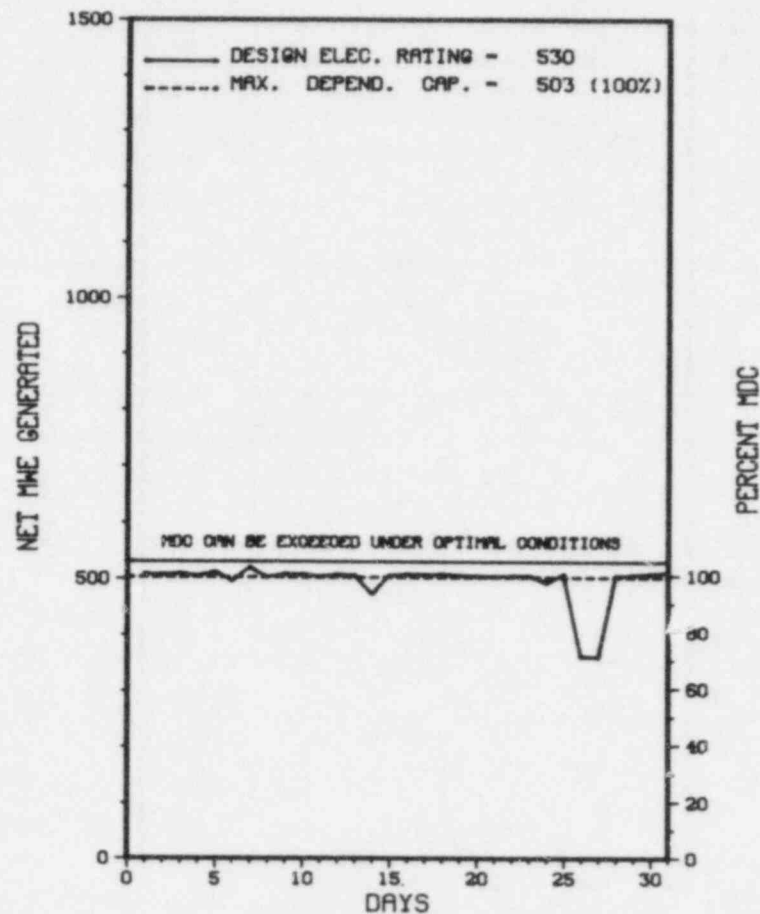
	MONTH	YEAR	CUMULATIVE
12. Report Period Hrs	<u>744.0</u>	<u>5,087.0</u>	<u>101,903.0</u>
13. Hours Reactor Critical	<u>744.0</u>	<u>3,694.1</u>	<u>83,688.4</u>
14. Rx Reserve Shtdwn Hrs	<u>.0</u>	<u>.0</u>	<u>5,571.1</u>
15. Hrs Generator On-Line	<u>744.0</u>	<u>3,675.8</u>	<u>82,343.7</u>
16. Unit Reserve Shtdwn Hrs	<u>.0</u>	<u>.0</u>	<u>.0</u>
17. Gross Therm Ener (MWH)	<u>1,199,765</u>	<u>5,819,328</u>	<u>129,418,586</u>
18. Gross Elec Ener (MWH)	<u>393,190</u>	<u>1,909,910</u>	<u>42,202,010</u>
19. Net Elec Ener (MWH)	<u>369,082</u>	<u>1,789,046</u>	<u>39,539,864</u>
20. Unit Service Factor	<u>100.0</u>	<u>72.3</u>	<u>80.8</u>
21. Unit Avail Factor	<u>100.0</u>	<u>72.3</u>	<u>80.8</u>
22. Unit Cap Factor (MDC Net)	<u>98.6</u>	<u>69.9</u>	<u>77.1</u>
23. Unit Cap Factor (DER Net)	<u>93.6</u>	<u>66.4</u>	<u>73.2</u>
24. Unit Forced Outage Rate	<u>.0</u>	<u>.8</u>	<u>7.9</u>
25. Forced Outage Hours	<u>.0</u>	<u>29.4</u>	<u>3,376.5</u>

26. Shutdowns Sched Over Next 6 Months (Type, Date, Duration):
NONE

27. If Currently Shutdown Estimated Startup Date: N/A

* PRAIRIE ISLAND 1 *

AVERAGE DAILY POWER LEVEL (MWe) PLOT
PRAIRIE ISLAND 1



JULY 1985

Report Period JUL 1985

UNIT SHUTDOWNS / REDUCTIONS

* PRAIRIE ISLAND 1 *

No.	Date	Type	Hours	Reason	Method	LER Number	System	Component	Cause & Corrective Action to Prevent Recurrence
	07/14/85	S	0.0	B	5				TURIBNE VALVES TEST.

* SUMMARY *

PRAIRIE ISLAND 1 OPERATED ROUTINELY IN JULY WITH 1 POWER REDUCTION REPORTED.

Type	Reason	Method	System & Component
F-Forced	A-Equip Failure	F-Admin	1-Manual
S-Sched	B-Maint or Test	G-Oper Error	2-Manual Scram
	C-Refueling	H-Other	3-Auto Scram
	D-Regulatory Restriction		4-Continued
	E-Operator Training		5-Reduced Load
	& License Examination		9-Other
			Exhibit F & H
			Instructions for
			Preparation of
			Data Entry Sheet
			Licensee Event Report
			(LER) File (NUREG-0161)

* PRAIRIE ISLAND 1 *

FACILITY DATA

Report Period JUL 1985

FACILITY DESCRIPTION

LOCATION
STATE.....MINNESOTA

COUNTY.....GOODHUE

DIST AND DIRECTION FROM
NEAREST POPULATION CTR...28 MI SE OF
MINNEAPOLIS, MINN

TYPE OF REACTOR.....PWR

DATE INITIAL CRITICALITY...DECEMBER 1, 1973
DATE ELEC ENER 1ST GENER...DECEMBER 4, 1973
DATE COMMERCIAL OPERATE...DECEMBER 16, 1973
CONDENSER COOLING METHOD...COOLING TOWERS
CONDENSER COOLING WATER...MISSISSIPPI RIVER

ELECTRIC RELIABILITY
COUNCIL.....MID-CONTINENT AREA
RELIABILITY COORDINATION
AGREEMENT

UTILITY & CONTRACTOR INFORMATION

UTILITY
LICENSEE.....NORTHERN STATES POWER

CORPORATE ADDRESS.....414 NICOLLET MALL
MINNEAPOLIS, MINNESOTA 55401

CONTRACTOR
ARCHITECT/ENGINEER.....FLUOR PIONEER, INC.

NUC STEAM SYS SUPPLIER...WESTINGHOUSE

CONSTRUCTOR.....NORTHERN STATES POWER COMPANY

TURBINE SUPPLIER.....WESTINGHOUSE

REGULATORY INFORMATION

IE REGION RESPONSIBLE.....III
IE RESIDENT INSPECTOR.....J. HARD

LICENSING PROJ MANAGER.....D. DIANNI
DOCKET NUMBER.....50-282

LICENSE & DATE ISSUANCE...DPR-42, APRIL 5, 1974

PUBLIC DOCUMENT ROOM.....ENVIRONMENTAL CONSERVATION LIBRARY
MINNEAPOLIS PUBLIC LIBRARY
300 NICOLLET MALL
MINNEAPOLIS, MINNESOTA 55401

INSPECTION STATUS

INSPECTION SUMMARY

INSPECTION ON APRIL 14 THROUGH JUNE 8 (85010): ROUTINE, UNANNOUNCED INSPECTION BY RESIDENT INSPECTORS OF PREVIOUS INSPECTION FINDINGS, PLANT OPERATIONAL SAFETY, MAINTENANCE, SURVEILLANCE, REGIONAL REQUESTS, MEETINGS WITH CORPORATE MANAGEMENT, PART 21 REPORT, APPENDIX R WORK, AND FOLLOWUP OF LICENSEE EVENT REPORTS. THE INSPECTION INVOLVED A TOTAL OF 368 INSPECTOR-HOURS BY TWO NRC INSPECTORS INCLUDING 41 HOURS ONSITE DURING OFF-SHIFTS. NO VIOLATIONS WERE IDENTIFIED IN THE NINE AREAS INSPECTED.

INSPECTION ON JUNE 10 THROUGH JUNE 20 (85012): ROUTINE, ANNOUNCED INSPECTION BY TWO REGION BASED INSPECTORS OF LICENSEE ACTIONS ON PREVIOUS INSPECTION FINDINGS; FOLLOWUP OF IE BULLETIN 84-03; GENERAL EMPLOYEE TRAINING; IMPLEMENTATION OF THE LICENSEE'S INSERVICE TESTING PROGRAM; INSERVICE TESTING DATA; AND PERFORMANCE OF INSERVICE TESTING. THE INSPECTION INVOLVED 96 INSPECTOR-HOURS ONSITE BY TWO NRC INSPECTORS INCLUDING 10 INSPECTOR-HOURS ONSITE DURING OFF-SHIFTS AND 1 INSPECTOR-HOUR IN THE REGIONAL OFFICE. OF THE SIX AREAS INSPECTED, NO VIOLATIONS OR DEVIATIONS WERE IDENTIFIED IN FOUR AREAS. TWO VIOLATIONS WERE IDENTIFIED IN THE TWO REMAINING AREAS (FAILURE TO IMPLEMENT AN INSERVICE TESTING PROGRAM PER SECTION XI REQUIREMENTS; FAILURE TO USE CONTROLLED EQUIPMENT FOR SURVEILLANCE TESTING).

INSPECTION ON MAY 22 (85013): LICENSEE ACTION RELATIVE TO IE BULLETIN 80-11, "MASONRY WALL DESIGN." THE INSPECTION INVOLVED A TOTAL OF 12 INSPECTOR-HOURS BY ONE NRC INSPECTOR. NO VIOLATIONS OR DEVIATIONS WERE IDENTIFIED.

ENFORCEMENT SUMMARY

10 CFR PART 50, APPENDIX B, CRITERION V AS IMPLEMENTED BY THE PRAIRIE ISLAND QUALITY ASSURANCE PLAN, REQUIRES THAT ACTIVITIES AFFECTING QUALITY SHALL BE PRESCRIBED BY DOCUMENTED INSTRUCTIONS, PROCEDURES, OR DRAWINGS, OF A TYPE APPROPRIATE TO THE CIRCUMSTANCES AND SHALL BE ACCOMPLISHED IN ACCORDANCE WITH THESE INSTRUCTIONS, PROCEDURES, OR DRAWINGS WHICH SHALL INCLUDE APPROPRIATE QUANTITATIVE OR QUALITATIVE ACCEPTANCE CRITERIA FOR DETERMINING THAT IMPORTANT ACTIVITIES HAVE BEEN SATISFACTORILY ACCOMPLISHED. CONTRARY TO THE ABOVE, THE PROCEDURES REQUIRED TO IMPLEMENT THE LEAK RATE TESTING REQUIRED BY TECHNICAL SPECIFICATIONS AND 10 CFR 50, APPENDIX J WERE NOT APPROPRIATE IN THAT: A. THE LICENSEE'S CONTAINMENT INTEGRATED LEAK RATE TEST (CILRT) PROCEDURE(S) DID NOT ADDRESS THE AREA TEMPERATURE SURVEY REQUIREMENTS OF ANSI N45.4-1972. B. THE LICENSEE'S CILRT PROCEDURE(S) DID NOT ADEQUATELY REFLECT THE REQUIRED 10 CFR PART 50, APPENDIX J ACCEPTANCE CRITERIA OF 0.75 LT FOR THE BN-TOP-1 OR MASS POINT CALCULATED LEAKAGE AT THE UPPER 95% CONFIDENCE LEVEL. C. THE LICENSEE'S CILRT PROCEDURE(S) ALLOWED THE LICENSEE TO TERMINATE THE SUPPLEMENTAL VERIFICATION TEST PORTION OF THE CILRT WITH THE BN-TOP-1 CALCULATED LEAKAGE OUTSIDE OF THE TEST ACCEPTANCE BAND. PRAIRIE ISLAND TECHNICAL SPECIFICATION 6.5 REQUIRES DETAILED WRITTEN PROCEDURES, INCLUDING THE APPLICABLE CHECKOFF LISTS AND INSTRUCTIONS, COVERING SURVEILLANCE AND TESTING REQUIREMENTS THAT COULD HAVE AN EFFECT ON NUCLEAR SAFETY SHALL BE PREPARED AND FOLLOWED. CONTRARY TO THE ABOVE, PROCEDURE SP-1071(8) REVISION 0, STEP 3.15 REQUIRED A BN-TOP-1 SUPPLEMENTAL VERIFICATION TEST OF 11.25 HOURS, YET, THE VERIFICATION TEST WAS ONLY 5 HOURS LONG AND THIS STEP OF THE PROCEDURE WAS SIGNED OFF. (8501 4)

10 CFR 50, APPENDIX J, PARAGRAPH III.A.1 REQUIRES THAT "DURING THE PERIOD BETWEEN THE INITIATION OF THE CONTAINMENT INSPECTION AND THE PERFORMANCE OF THE TYPE A TEST, NO REPAIRS OR ADJUSTMENTS SHALL BE MADE SO THAT THE CONTAINMENT CAN BE TESTED IN AS CLOSE TO THE "AS IS" CONDITION AS PRACTICAL." 10 CFR 50, APPENDIX J, PARAGRAPH III.A.3.(A) REQUIRES THAT ALL TYPE A TESTS BE CONDUCTED IN ACCORDANCE WITH THE PROVISIONS OF ANSI N45.4-1972. ANSI N45.4-1972 PARAGRAPH 4.2 REQUIRES "FOR RETESTING, AN INITIAL RECORD PROOF TEST SHALL BE CONDUCTED AT TIME PERIODS AND PRESSURES ESTABLISHED BY THE RESPONSIBLE ORGANIZATION, BEFORE ANY PREPARATORY REPAIRS ARE MADE. THIS WILL DISCLOSE THE NORMAL STATE OF REPAIR OF THE CONTAINMENT STRUCTURE AND A RECORD OF THE RESULTS SHALL BE RETAINED." CONTRARY TO THE ABOVE, THE LICENSEE PERFORMED REPAIRS TO PENETRATIONS PRIOR TO PERFORMING THE TYPE A TEST AND FAILED TO ADD THE PRE- AND POST-REPAIR DIFFERENTIAL LEAKAGE TO OBTAIN AN AS FOUND VALUE FOR CONTAINMENT LEAKAGE. (8501 5)

OTHER ITEMS

SYSTEMS AND COMPONENT PROBLEMS:

NONE

FACILITY ITEMS (PLANS AND PROCEDURES):

NONE

MANAGERIAL ITEMS:

NONE

PLANT STATUS:

THE UNIT IS OPERATING NORMALLY.

LAST IE SITE INSPECTION DATE: JUNE 25 - 26, 1985

INSPECTION REPORT NO: 85015

Report Period JUL 1985

INSPECTION STATUS - (CONTINUED)

* PRAIRIE ISLAND 1

REPORTS FROM LICENSEE

NUMBER	DATE OF EVENT	DATE OF REPORT	SUBJECT
-----	-----	-----	-----
=====	=====	=====	=====

THIS PAGE INTENTIONALLY LEFT BLANK

1. Docket: 50-306 O P E R A T I N G S T A T U S

2. Reporting Period: 07/01/85 Outage + On-line Hrs: 744.0

3. Utility Contact: DALE DUGSTAD (612) 388-1121

4. Licensed Thermal Power (MWt): 1650

5. Nameplate Rating (Gross MWe): 659 X 0.9 = 593

6. Design Electrical Rating (Net MWe): 530

7. Maximum Dependable Capacity (Gross MWe): 531

8. Maximum Dependable Capacity (Net MWe): 500

9. If Changes Occur Above Since Last Report, Give Reasons:

NONE

10. Power Level To Which Restricted, If Any (Net MWe): _____

11. Reasons for Restrictions, If Any: _____

NONE

	MONTH	YEAR	CUMULATIVE
12. Report Period Hrs	<u>744.0</u>	<u>5,087.0</u>	<u>93,021.0</u>
13. Hours Reactor Critical	<u>744.0</u>	<u>5,087.0</u>	<u>81,181.3</u>
14. Rx Reserve Shtdwn Hrs	<u>.0</u>	<u>.0</u>	<u>1,516.1</u>
15. Hrs Generator On-Line	<u>744.0</u>	<u>5,087.0</u>	<u>80,211.3</u>
16. Unit Reserve Shtdwn Hrs	<u>.0</u>	<u>.0</u>	<u>.0</u>
17. Gross Therm Ener (MWH)	<u>1,166,088</u>	<u>8,228,338</u>	<u>126,388,570</u>
18. Gross Elec Ener (MWH)	<u>380,910</u>	<u>2,728,370</u>	<u>40,965,270</u>
19. Net Elec Ener (MWH)	<u>358,115</u>	<u>2,582,007</u>	<u>38,462,846</u>
20. Unit Service Factor	<u>100.0</u>	<u>100.0</u>	<u>86.2</u>
21. Unit Avail Factor	<u>100.0</u>	<u>100.0</u>	<u>86.2</u>
22. Unit Cap Factor (MDC Net)	<u>96.3</u>	<u>101.5</u>	<u>82.7</u>
23. Unit Cap Factor (DER Net)	<u>90.8</u>	<u>95.8</u>	<u>78.0</u>
24. Unit Forced Outage Rate	<u>.0</u>	<u>.0</u>	<u>3.8</u>
25. Forced Outage Hours	<u>.0</u>	<u>.0</u>	<u>3,315.5</u>

26. Shutdowns Sched Over Next 6 Months (Type, Date, Duration):

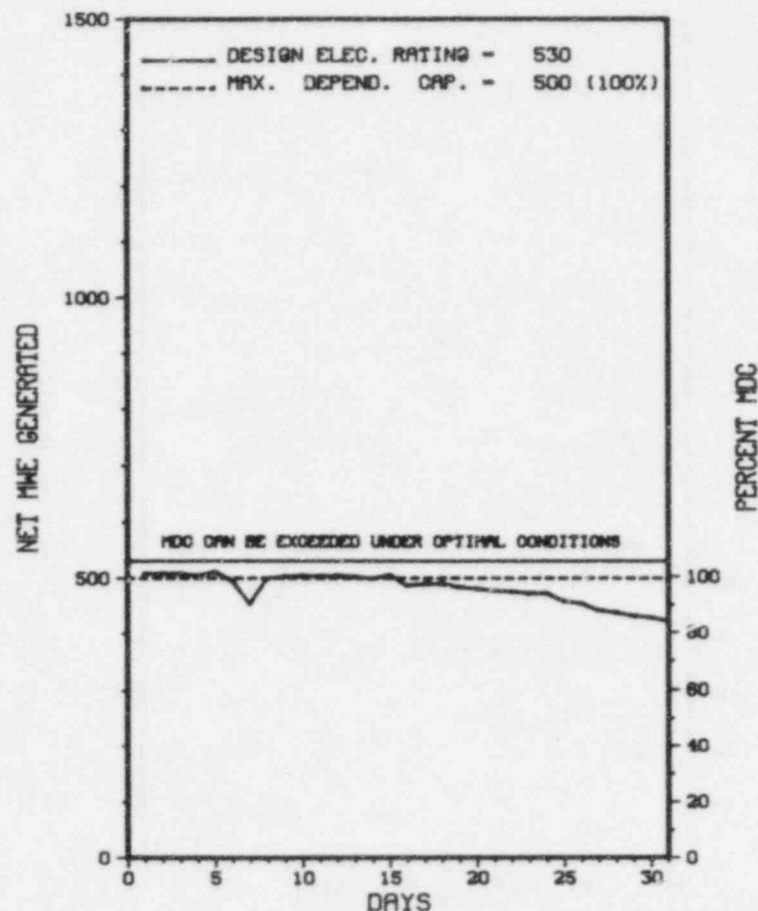
TEN YEAR OUTAGE, SEPTEMBER 1985.

27. If Currently Shutdown Estimated Startup Date: N/A

* PRAIRIE ISLAND 2 *

AVERAGE DAILY POWER LEVEL (MWe) PLOT

PRAIRIE ISLAND 2



JULY 1985

Report Period JUL 1985

UNIT SHUTDOWNS / REDUCTIONS

* PRAIRIE ISLAND 2 *

No.	Date	Type	Hours	Reason	Method	LER Number	System Component	Cause & Corrective Action to Prevent Recurrence
	07/07/85	S	0.0	B	5			TURBINE VALVES TEST.

***** PRAIRIE ISLAND 2 OPERATED ROUTINELY IN JULY WITH 1 POWER REDUCTION REPORTED.
* SUMMARY *

Type	Reason	Method	System & Component
F-Forced	A-Equip Failure	1-Manual	Exhibit F & H
S-Sched	F-Admin	2-Manual Scram	Instructions for
	B-Maint or Test	3-Auto Scram	Preparation of
	C-Refueling	4-Continued	Data Entry Sheet
	H-Other	5-Reduced Load	Licensee Event Report
	D-Regulatory Restriction	9-Other	(LER) File (NUREG-0161)
	E-Operator Training		
	& License Examination		

* PRAIRIE ISLAND 2 *

F A C I L I T Y D A T A

Report Period JUL 1985

FACILITY DESCRIPTION

LOCATION
STATE.....MINNESOTA
COUNTY.....GOODHUE
DIST AND DIRECTION FROM
NEAREST POPULATION CTR...28 MI SE OF
MINNEAPOLIS, MINN

TYPE OF REACTOR.....PWR
DATE INITIAL CRITICALITY...DECEMBER 17, 1974
DATE ELEC ENER 1ST GENER...DECEMBER 21, 1974
DATE COMMERCIAL OPERATE...DECEMBER 21, 1974
CONDENSER COOLING METHOD...COOLING TOWERS
CONDENSER COOLING WATER...MISSISSIPPI RIVER
ELECTRIC RELIABILITY
COUNCIL.....MID-CONTINENT AREA
RELIABILITY COORDINATION
AGREEMENT

UTILITY & CONTRACTOR INFORMATION

UTILITY
LICENSEE.....NORTHERN STATES POWER
CORPORATE ADDRESS.....414 NICOLLET MALL
MINNEAPOLIS, MINNESOTA 55401
CONTRACTOR
ARCHITECT/ENGINEER.....FLUOR PIONEER, INC.
NUC STEAM SYS SUPPLIER...WESTINGHOUSE
CONSTRUCTOR.....NORTHERN STATES POWER COMPANY
TURBINE SUPPLIER.....WESTINGHOUSE

REGULATORY INFORMATION

IE REGION RESPONSIBLE.....III
IE RESIDENT INSPECTOR.....J. HARD
LICENSING PROJ MANAGER.....D. DIANNI
DOCKET NUMBER.....50-306
LICENSE & DATE ISSUANCE...DPR-60, OCTOBER 29, 1974
PUBLIC DOCUMENT ROOM.....ENVIRONMENTAL CONSERVATION LIBRARY
MINNEAPOLIS PUBLIC LIBRARY
300 NICOLLET MALL
MINNEAPOLIS, MINNESOTA 55401

I N S P E C T I O N S T A T U S

INSPECTION SUMMARY

INSPECTION ON APRIL 14 THROUGH JUNE 8 (85008): ROUTINE, UNANNOUNCED INSPECTION BY RESIDENT INSPECTORS OF PREVIOUS INSPECTION FINDINGS, PLANT OPERATIONAL SAFETY, MAINTENANCE, SURVEILLANCE, REGIONAL REQUESTS, MEETINGS WITH CORPORATE MANAGEMENT, PART 21 REPORT, APPENDIX R WORK, AND FOLLOWUP OF LICENSEE EVENT REPORTS. THE INSPECTION INVOLVED A TOTAL OF 368 INSPECTOR-HOURS BY TWO NRC INSPECTORS INCLUDING 41 HOURS ONSITE DURING OFF-SHIFTS. NO VIOLATIONS WERE IDENTIFIED IN THE NINE AREAS INSPECTED.

INSPECTION ON JUNE 10 THROUGH JUNE 20 (85009): ROUTINE, ANNOUNCED INSPECTION BY TWO REGION BASED INSPECTORS OF LICENSEE ACTIONS ON PREVIOUS INSPECTION FINDINGS; FOLLOWUP OF IE BULLETIN 84-03; GENERAL EMPLOYEE TRAINING; IMPLEMENTATION OF THE LICENSEE'S INSERVICE TESTING PROGRAM; INSERVICE TESTING DATA; AND PERFORMANCE OF INSERVICE TESTING. THE INSPECTION INVOLVED 96 INSPECTOR-HOURS ONSITE BY TWO NRC INSPECTORS INCLUDING 10 INSPECTOR-HOURS ONSITE DURING OFF-SHIFTS AND 1 INSPECTOR-HOUR IN THE REGIONAL OFFICE. OF THE SIX AREAS INSPECTED, NO VIOLATIONS OR DEVIATIONS WERE IDENTIFIED IN FOUR AREAS. TWO VIOLATIONS WERE IDENTIFIED IN THE TWO REMAINING AREAS (FAILURE TO IMPLEMENT AN INSERVICE TESTING PROGRAM PER SECTION XI REQUIREMENTS; FAILURE TO USE CONTROLLED EQUIPMENT FOR SURVEILLANCE TESTING).

INSPECTION ON MAY 22 (85010): LICENSEE ACTION RELATIVE TO IE BULLETIN 80-11, "MASONRY WALL DESIGN." THE INSPECTION INVOLVED A TOTAL OF 12 INSPECTOR-HOURS BY ONE NRC INSPECTOR. NO VIOLATIONS OR DEVIATIONS WERE IDENTIFIED.

* PRAIRIE ISLAND 2 *

Report Period JUL 1985 I N S P E C T I O N S T A T U S - (CONTINUED)

ENFORCEMENT SUMMARY

NONE

OTHER ITEMS

SYSTEMS AND COMPONENT PROBLEMS:

NONE

FACILITY ITEMS (PLANS AND PROCEDURES):

NONE

MANAGERIAL ITEMS:

NONE

PLANT STATUS:

THE UNIT IS OPERATING NORMALLY, COASTING DOWN TO A SCHEDULED REFUELING OUTAGE ON SEPT. 5, 1985

LAST IE SITE INSPECTION DATE: JUNE 25 - 28, 1985

INSPECTION REPORT NO: 85012

R E P O R T S F R O M L I C E N S E E

NUMBER	DATE OF EVENT	DATE OF REPORT	SUBJECT
-----	-----	-----	-----
=====	=====	=====	=====

1. Docket: 50-254 O P E R A T I N G S T A T U S

2. Reporting Period: 07/01/85 Outage + On-line Hrs: 744.0

3. Utility Contact: CAROL KRONICH (309) 654-2241 X193

4. Licensed Thermal Power (Mwt): 2511

5. Nameplate Rating (Gross MWe): 920 X 0.9 = 828

6. Design Electrical Rating (Net MWe): 789

7. Maximum Dependable Capacity (Gross MWe): 813

8. Maximum Dependable Capacity (Net MWe): 769

9. If Changes Occur Above Since Last Report, Give Reasons: NONE

10. Power Level To Which Restricted, If Any (Net MWe): _____

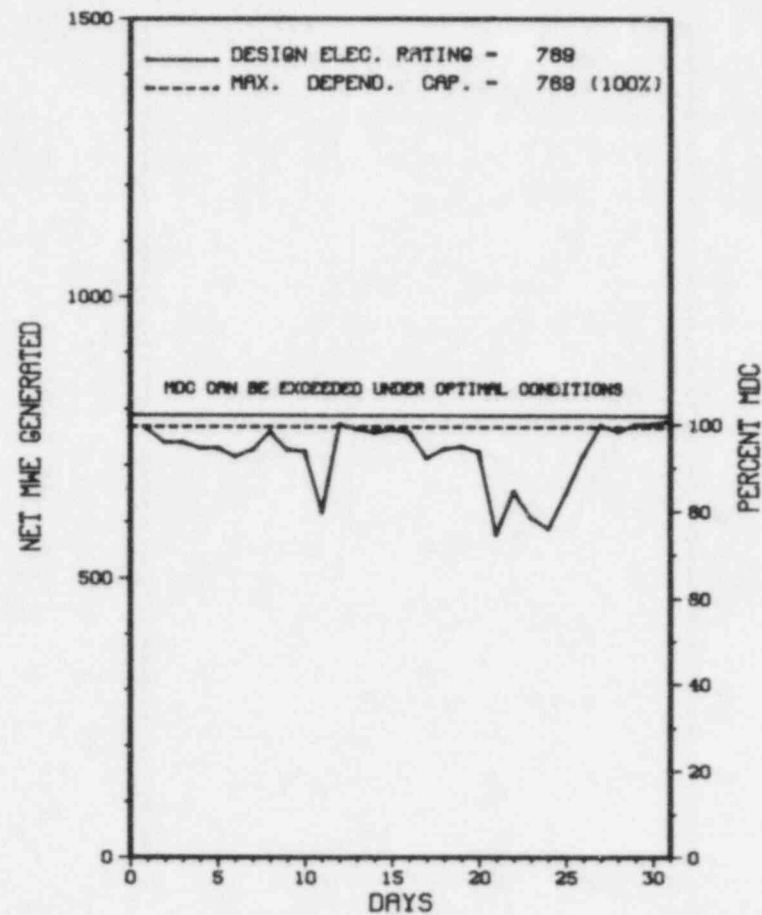
11. Reasons for Restrictions, If Any: _____
NONE

	MONTH	YEAR	CUMULATIVE
12. Report Period Hrs	<u>744.0</u>	<u>5,087.0</u>	<u>115,895.0</u>
13. Hours Reactor Critical	<u>744.0</u>	<u>4,838.0</u>	<u>93,160.5</u>
14. Rx Reserve Shtdwn Hrs	<u>.0</u>	<u>.0</u>	<u>3,421.9</u>
15. Hrs Generator On-Line	<u>744.0</u>	<u>4,780.4</u>	<u>89,814.9</u>
16. Unit Reserve Shtdwn Hrs	<u>.0</u>	<u>.0</u>	<u>909.2</u>
17. Gross Therm Ener (MWH)	<u>1,724,887</u>	<u>11,206,254</u>	<u>186,952,644</u>
18. Gross Elec Ener (MWH)	<u>561,727</u>	<u>3,695,572</u>	<u>60,473,135</u>
19. Net Elec Ener (MWH)	<u>537,014</u>	<u>3,537,590</u>	<u>56,492,585</u>
20. Unit Service Factor	<u>100.0</u>	<u>94.0</u>	<u>77.5</u>
21. Unit Avail Factor	<u>100.0</u>	<u>94.0</u>	<u>78.3</u>
22. Unit Cap Factor (MDC Net)	<u>93.9</u>	<u>90.4</u>	<u>63.4</u>
23. Unit Cap Factor (DER Net)	<u>91.5</u>	<u>88.1</u>	<u>61.8</u>
24. Unit Forced Outage Rate	<u>.0</u>	<u>5.6</u>	<u>5.8</u>
25. Forced Outage Hours	<u>.0</u>	<u>281.3</u>	<u>3,137.1</u>
26. Shutdowns Sched Over Next 6 Months (Type, Date, Duration): <u>NONE</u>			

27. If Currently Shutdown Estimated Startup Date: N/A

* Q U A D C I T I E S 1 *

AVERAGE DAILY POWER LEVEL (MWe) PLOT
Q U A D C I T I E S 1



JULY 1985

 * QUAD CITIES 1

UNIT SHUTDOWNS / REDUCTIONS

Report Period JUL 1985

No.	Date	Type	Hours	Reason	Method	LER Number	System	Component	Cause & Corrective Action to Prevent Recurrence
85-34	07/06/85	S	0.0	H	5		HA	TURBIN	REDUCED LOAD TO 700 MWE FOR TURBINE SURVEILLANCES.
85-35	07/09/85	S	0.0	H	5		XX	ZZZZZZ	REDUCED LOAD TO 750 MWE TO PLACE UNIT ON ECONOMIC GENERATION CONTROL (EGC).
85-36	07/10/85	S	0.0	H	5		ZZ	ZZZZZZ	REDUCED LOAD TO MINIMUM PER LOAD DISPATCHER.
85-37	07/16/85	S	0.0	H	5		XX	ZZZZZZ	REDUCED LOAD TO 790 MWE TO PLACE UNIT ON ECONOMIC GENERATION CONTROL (EGC).
85-38	07/21/85	S	0.0	H	5		RC	CONROD	REDUCED LAAD TO 55G MWE FOR CONTROL ROD PATTERN ADJUSTMENT.
85-39	07/23/85	S	0.0	H	5		RC	FUELXX	REDUCED LOAD TO 550 MWE FOR ROD PATTERN ADJUSTMENT DUE TO THERMAL LIMIT PROBLEMS.
85-40	07/24/85	S	0.0	H	5		RC	FUELXX	REDUCED LOAD TO 550 MWE FOR ROD PATTERN ADJUSTMENT DUE TO THERMAL LIMIT PROBLEMS.
85-41	07/25/85	F	0.0	D	5	85-09	ZZ	ZZZZZZ	COMMENCED ORDERLY SHUTDOWN DUE TO LPCI INOPERABILITY (TERMINATED SHUTDOWN--2.87 HOURS).
85-42	07/28/85	S	0.0	H	5		HA	TURBIN	REDUCED LOAD TO 700 MWE FOR TURBINE SURVEILLANCES.

QUAD CITIES 1 OPERATED WITH 9 REDUCTIONS LISTED IN DETAIL ABOVE.

 * SUMMARY *

Type	Reason	Method	System & Component
F-Forced S-Sched	A-Equip Failure B-Maint or Test C-Refueling D-Regulatory Restriction E-Operator Training & License Examination	1-Manual 2-Manual Scram 3-Auto Scram 4-Continued 5-Reduced Load 9-Other	Exhibit F & H Instructions for Preparation of Data Entry Sheet Licensee Event Report (LER) File (NUREG-0161)

***** QUAD CITIES 1 *****

FACILITY DATA

Report Period JUL 1985

FACILITY DESCRIPTION

LOCATION
STATE.....ILLINOIS
COUNTY.....ROCK ISLAND
DIST AND DIRECTION FROM
NEAREST POPULATION CTR...20 MI NE OF
MOLINE, ILL
TYPE OF REACTOR.....BWR
DATE INITIAL CRITICALITY...OCTOBER 18, 1971
DATE ELEC ENER 1ST GENER...APRIL 12, 1972
DATE COMMERCIAL OPERATE...FEBRUARY 18, 1973
CONDENSER COOLING METHOD...ONCE THRU
CONDENSER COOLING WATER...MISSISSIPPI RIVER
ELECTRIC RELIABILITY
COUNCIL.....MID-AMERICA
INTERPOOL NETWORK

UTILITY & CONTRACTOR INFORMATION

UTILITY
LICENSEE.....COMMONWEALTH EDISON
CORPORATE ADDRESS.....P.O. BOX 767
CHICAGO, ILLINOIS 60690
CONTRACTOR
ARCHITECT/ENGINEER.....SARGENT & LUNDY
NUC STEAM SYS SUPPLIER...GENERAL ELECTRIC
CONSTRUCTOR.....UNITED ENG. & CONSTRUCTORS
TURBINE SUPPLIER.....GENERAL ELECTRIC

REGULATORY INFORMATION

IE REGION RESPONSIBLE.....III
IE RESIDENT INSPECTOR.....A. MADISON
LICENSING PROJ MANAGER.....R. BEVAN
DOCKET NUMBER.....50-254
LICENSE & DATE ISSUANCE....DPR-29, DECEMBER 14, 1972
PUBLIC DOCUMENT ROOM.....MOLINE PUBLIC LIBRARY
504 17TH STREET
MOLINE, ILLINOIS 61265

INSPECTION STATUS

INSPECTION SUMMARY

INSPECTION ON APRIL 1 THROUGH MAY 31 (85012): ROUTINE, UNANNOUNCED INSPECTION BY THE RESIDENT INSPECTORS OF ACTIONS ON PREVIOUS INSPECTIONS FINDINGS; OPERATIONS; RADIOLOGICAL CONTROLS; MAINTENANCE/ MODIFICATIONS; SURVEILLANCE; HOUSEKEEPING; PROCEDURES; FIRE PROTECTION; EMERGENCY PREPAREDNESS; SECURITY; QUALITY ASSURANCE; QUALITY CONTROL; ADMINISTRATION; ROUTINE REPORTS; LER REVIEW; TMI ITEMS; REGIONAL REQUESTS; HEADQUARTERS REQUESTS; AND INDEPENDENT INSPECTION. THE INSPECTION INVOLVED A TOTAL OF 542 INSPECTOR-HOURS ONSITE BY TWO NRC INSPECTORS, INCLUDING 50 INSPECTOR-HOURS ONSITE DURING OFFSHIFTS. NO VIOLATIONS OR DEVIATIONS WERE IDENTIFIED. MINOR AREAS OF CONCERN WERE IDENTIFIED IN OPERATIONS SURVEILLANCE, QUALITY ASSURANCE, AND PROCEDURES. OVERALL, THE LICENSEE'S PERFORMANCE HAS REMAINED STEADY.

INSPECTION ON MARCH 21-22, 28, APRIL 3, 11-12, 15, 25, MAY 6, 7, 16, 31 (85016): ROUTINE, UNANNOUNCED INSPECTION OF INSERVICE INSPECTION (ISI) ACTIVITIES, IE BULLETIN 80-07, PREVIOUS INSPECTION FINDINGS AND CORRECTIVE ACTION RELATED TO WELDING ON THE TRANSFER PANELS. THIS INSPECTION INVOLVED A TOTAL OF 66 INSPECTOR-HOURS BY THREE NRC INSPECTORS INCLUDING FOUR INSPECTOR-HOURS DURING OFF-SHIFTS. NO VIOLATIONS OR DEVIATIONS WERE IDENTIFIED.

ENFORCEMENT SUMMARY

NONE

Report Period JUL 1985

INSPECTION STATUS - (CONTINUED)

OTHER ITEMS

SYSTEMS AND COMPONENT PROBLEMS:

NONE

FACILITY ITEMS (PLANS AND PROCEDURES):

NONE

MANAGERIAL ITEMS:

NONE

PLANT STATUS:

LOAD FOLLOWING ON ECONOMIC GENERATION CONTROL (EGC).

LAST IE SITE INSPECTION DATE: AUGUST 1 - SEPTEMBER 30, 1985

INSPECTION REPORT NO: 85024

REPORTS FROM LICENSEE

NUMBER	DATE OF EVENT	DATE OF REPORT	SUBJECT
--------	------------------	-------------------	---------

85-08	06/17/85	07/10/85	1/2 DIESEL GENERATOR AND 1B RHR SERVICE WATER PUMP INOPERABLE
-------	----------	----------	---

* QUAD CITIES 1 *

1. Docket: 50-265 O P E R A T I N G S T A T U S

2. Reporting Period: 07/01/85 Outage + On-line Hrs: 744.0

3. Utility Contact: CAROL KRONICH (309) 654-2241 X193

4. Licensed Thermal Power (Mwt): 2511

5. Nameplate Rating (Gross MWe): 920 X 0.9 = 828

6. Design Electrical Rating (Net MWe): 789

7. Maximum Dependable Capacity (Gross MWe): 813

8. Maximum Dependable Capacity (Net MWe): 769

9. If Changes Occur Above Since Last Report, Give Reasons:
NONE

10. Power Level To Which Restricted, If Any (Net MWe):

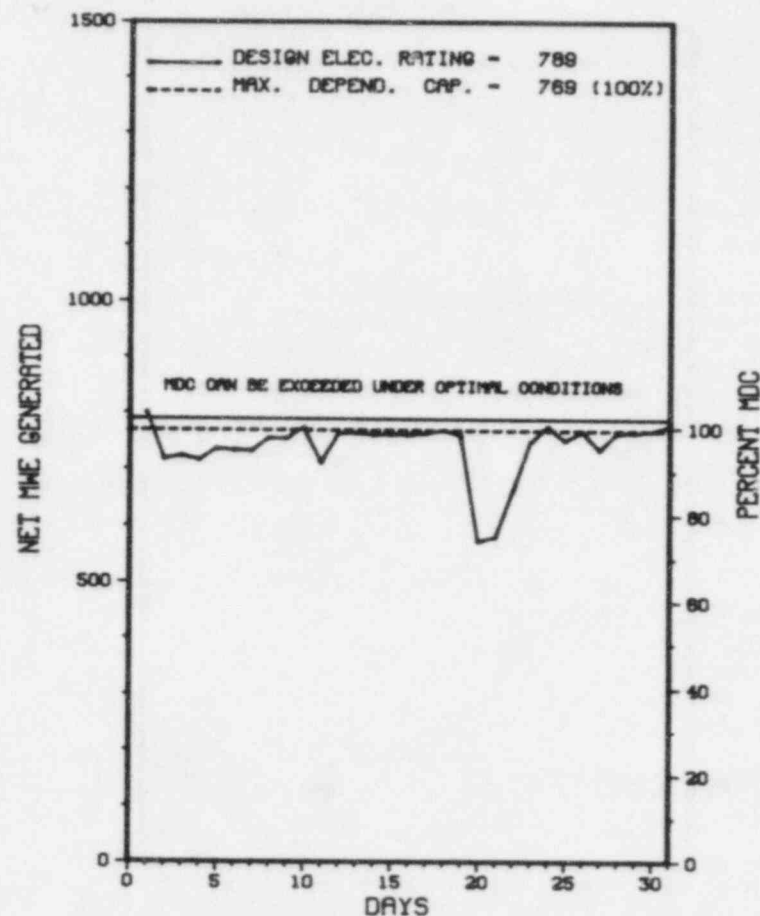
11. Reasons for Restrictions, If Any:
NONE

	MONTH	YEAR	CUMULATIVE
12. Report Period Hrs	<u>744.0</u>	<u>5,087.0</u>	<u>115,005.0</u>
13. Hours Reactor Critical	<u>744.0</u>	<u>2,975.9</u>	<u>87,882.1</u>
14. Rx Reserve Shtdwn Hrs	<u>.0</u>	<u>.0</u>	<u>2,985.8</u>
15. Hrs Generator On-Line	<u>744.0</u>	<u>2,903.9</u>	<u>84,953.2</u>
16. Unit Reserve Shtdwn Hrs	<u>.0</u>	<u>.0</u>	<u>702.9</u>
17. Gross Therm Ener (MWH)	<u>1,780,205</u>	<u>6,649,052</u>	<u>178,168,119</u>
18. Gross Elec Ener (MWH)	<u>575,235</u>	<u>2,161,801</u>	<u>56,815,190</u>
19. Net Elec Ener (MWH)	<u>550,535</u>	<u>2,065,632</u>	<u>53,384,431</u>
20. Unit Service Factor	<u>100.0</u>	<u>57.1</u>	<u>73.9</u>
21. Unit Avail Factor	<u>100.0</u>	<u>57.1</u>	<u>74.5</u>
22. Unit Cap Factor (MDC Net)	<u>96.2</u>	<u>52.8</u>	<u>60.4</u>
23. Unit Cap Factor (DER Net)	<u>93.8</u>	<u>51.5</u>	<u>58.8</u>
24. Unit Forced Outage Rate	<u>.0</u>	<u>6.2</u>	<u>8.3</u>
25. Forced Outage Hours	<u>.0</u>	<u>191.5</u>	<u>3,818.2</u>
26. Shutdowns Sched Over Next 6 Months (Type, Date, Duration): <u>NONE</u>			

27. If Currently Shutdown Estimated Startup Date: N/A

* QUAD CITIES 2 *

AVERAGE DAILY POWER LEVEL (MWe) PLOT
QUAD CITIES 2



JULY 1985

Report Period JUL 1985

UNIT SHUTDOWNS / REDUCTIONS

 * QUAD CITIES 2 *

No.	Date	Type	Hours	Reason	Method	LER Number	System	Component	Cause & Corrective Action to Prevent Recurrence
85-26	07/02/85	S	0.0	H	5		XX	ZZZZZZ	REDUCED LOAD TO 770 MWE TO PLACE UNIT ON ECONOMIC GENERATION CONTROL (EGC).
85-27	07/07/85	S	0.0	H	5		HA	TURBIN	REDUCED LOAD TO 700 MWE FOR TURBINE SURVEILLANCES.
85-28	07/09/85	S	0.0	H	5		XX	ZZZZZZ	REDUCED LOAD TO 750 MWE TO PLACE UNIT ON ECONOMIC GENERATION CONTROL (EGC).
85-29	07/10/85	S	0.0	H	5		ZZ	ZZZZZZ	REDUCED LOAD PER LOAD DISPATCHER.
85-30	07/11/85	S	0.0	H	5		ZZ	ZZZZZZ	REDUCED LOAD PER LOAD DISPATCHER.
85-31	07/20/85	S	0.0	H	5		HA	TURBIN	REDUCED LOAD TO 600 MWE FOR TURBINE SURVEILLANCES, AND REMAINED AT 600 MWE FOR MAIN TRANSFORMER PROBLEMS AND TESTS.
85-32	07/27/85	S	0.0	H	5		HA	TURBIN	REDUCED LOAD TO 700 MWE FOR TURBINE SURVEILLANCES.

 * SUMMARY *

 QUAD CITIES 2 OPERATED WITH 7 REDUCTIONS LISTED IN DETAIL ABOVE.

Type	Reason	Method	System & Component
F-Forced	A-Equip Failure	1-Manual	Exhibit F & H
S-Sched	B-Maint or Test	2-Manual Scram	Instructions for
	C-Refueling	3-Auto Scram	Preparation of
	D-Regulatory Restriction	4-Continued	Data Entry Sheet
	E-Operator Training	5-Reduced Load	Licensee Event Report
	& License Examination	9-Other	(LER) File (NUREG-0161)

* QUAD CITIES 2 *

FACILITY DATA

Report Period JUL 1985

FACILITY DESCRIPTION

LOCATION
STATE.....ILLINOIS
COUNTY.....ROCK ISLAND
DIST AND DIRECTION FROM
NEAREST POPULATION CTR...20 MI NE OF
MOLINE, ILL
TYPE OF REACTOR.....BWR
DATE INITIAL CRITICALITY...APRIL 26, 1972
DATE ELEC ENER 1ST GENER...MAY 23, 1972
DATE COMMERCIAL OPERATE...MARCH 10, 1973
CONDENSER COOLING METHOD...ONCE THRU
CONDENSER COOLING WATER...MISSISSIPPI RIVER
ELECTRIC RELIABILITY
COUNCIL.....MID-AMERICA
INTERPOOL NETWORK

UTILITY & CONTRACTOR INFORMATION

UTILITY
LICENSEE.....COMMONWEALTH EDISON
CORPORATE ADDRESS.....P.O. BOX 767
CHICAGO, ILLINOIS 60690
CONTRACTOR
ARCHITECT/ENGINEER.....SARGENT & LUNDY
NUC STEAM SYS SUPPLIER...GENERAL ELECTRIC
CONSTRUCTOR.....UNITED ENG. & CONSTRUCTORS
TURBINE SUPPLIER.....GENERAL ELECTRIC

REGULATORY INFORMATION

IE REGION RESPONSIBLE.....III
IE RESIDENT INSPECTOR.....A. MADISON
LICENSING PROJ MANAGER.....R. BEVAN
DOCKET NUMBER.....50-265
LICENSE & DATE ISSUANCE....DPR-30, DECEMBER 14, 1972
PUBLIC DOCUMENT ROOM.....MOLINE PUBLIC LIBRARY
504 17TH STREET
MOLINE, ILLINOIS 61265

I N S P E C T I O N S T A T U S

INSPECTION SUMMARY

INSPECTION ON APRIL 1 THROUGH MAY 31 (85012): ROUTINE, UNANNOUNCED INSPECTION BY THE RESIDENT INSPECTORS OF ACTIONS ON PREVIOUS INSPECTIONS FINDINGS; OPERATIONS; RADIOLOGICAL CCYNTROLS; MAINTENANCE/ MODIFICATIONS; SURVEILLANCE; HOUSEKEEPING; PROCEDURES; FIRE PROTECTION; EMERGENCY PREPAREDNESS; SECURITY; QUALITY ASSURANCE; QUALITY CONTROL; ADMINISTRATION; ROUTINE REPORTS; LER REVIEW; TMI ITEMS; REGIONAL REQUESTS; HEADQUARTERS REQUESTS; AND INDEPENDENT INSPECTION. THE INSPECTION INVOLVED A TOTAL OF 542 INSPECTOR-HOURS ONSITE BY TWO NRC INSPECTORS, INCLUDING 50 INSPECTOR-HOURS ONSITE DURING OFFSHIFTS. NO VIOLATIONS OR DEVIATIONS WERE IDENTIFIED. MINOR AREAS OF CONCERN WERE IDENTIFIED IN OPERATIONS SURVEILLANCE, QUALITY ASSURANCE, AND PROCEDURES. OVERALL, THE LICENSEE'S PERFORMANCE HAS REMAINED STEADY.

INSPECTION ON MARCH 21-22, 28, APRIL 3, 11-12, 15, 25, MAY 6, 7, 16, 31 (85016): ROUTINE, UNANNOUNCED INSPECTION OF INSERVICE INSPECTION (ISI) ACTIVITIES, IE BULLETIN 80-07, PREVIOUS INSPECTION FINDINGS AND CORRECTIVE ACTION RELATED TO WELDING ON THE TRANSFER PANELS. THIS INSPECTION INVOLVED A TOTAL OF 66 INSPECTOR-HOURS BY THREE NRC INSPECTORS INCLUDING FOUR INSPECTOR-HOURS DURING OFF-SHIFTS. NO VIOLATIONS OR DEVIATIONS WERE IDENTIFIED.

INSPECTION ON MAY 25 THROUGH JUNE 24 (85018): ROUTINE, ANNOUNCED INSPECTION BY REGION BASED INSPECTORS OF PREVIOUS INSPECTION FINDINGS; LICENSEE EVENT REPORTS; CONTAINMENT INTEGRATED LEAK RATE TEST (CILRT); TECHNICAL SPECIFICATIONS; LOCAL LEAK RATE RESULTS AND TEST PROCEDURES; AS FOUND CILRT RESULTS; AND INDEPENDENT INSPECTION OF SAFETY RELATED TRANSMITTERS. THE INSPECTION INVOLVED 79 INSPECTOR-HOURS ONSITE BY TWO NRC INSPECTORS INCLUDING 23 INSPECTOR-HOURS ONSITE DURING OFF-SHIFTS. AN ADDITIONAL 29 INSPECTOR-HOURS WERE EXPENDED IN THE REGION III OFFICE. OF THE SEVEN AREAS INSPECTED, NO VIOLATIONS OR DEVIATIONS WERE IDENTIFIED IN SIX AREAS. IN THE REMAINING AREA, ONE VIOLATION WAS IDENTIFIED; (FAILURE TO CONTROL A FIELD CHANGE WITH CONTROL MEASURES

Report Period JUL 1985

I N S P E C T I O N S T A T U S - (CONTINUED)

* QUAD CITIES 2 *

INSPECTION SUMMARY

COMMENSURATE WITH THOSE APPLIED TO THE ORIGINAL DESIGN).

ENFORCEMENT SUMMARY

NONE

OTHER ITEMS

SYSTEMS AND COMPONENT PROBLEMS:

NONE

FACILITY ITEMS (PLANS AND PROCEDURES):

NONE

MANAGERIAL ITEMS:

NONE

PLANT STATUS:

UNIT IS OPERATING NORMALLY.

LAST IE SITE INSPECTION DATE: AUGUST 1 - SEPTEMBER 30, 1985

INSPECTION REPORT NO: 85027

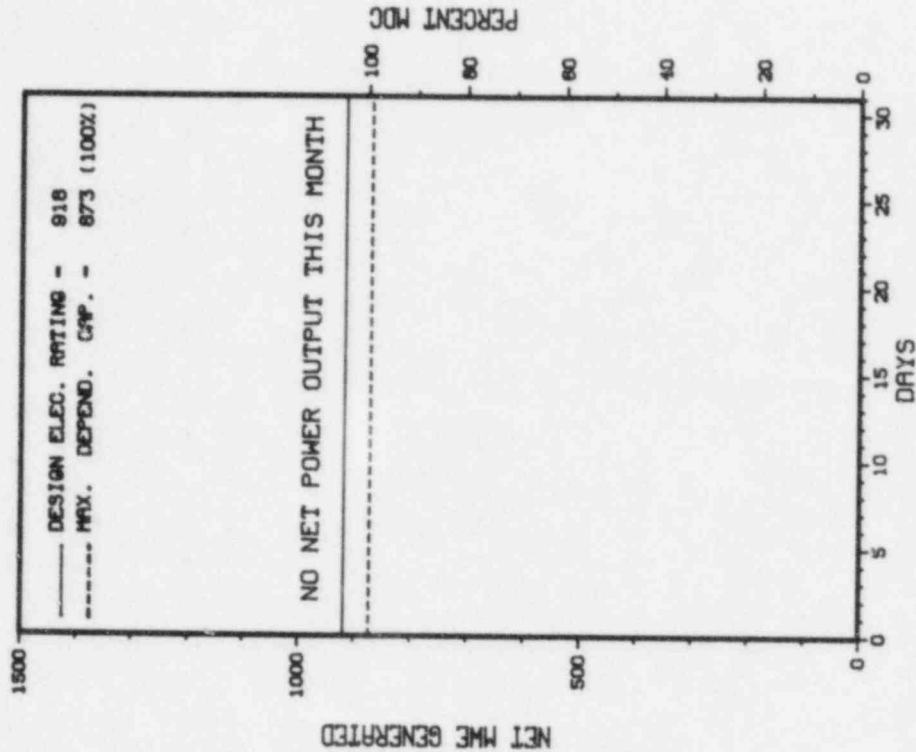
R E P O R T S F R O M L I C E N S E E

```
=====
NUMBER      DATE OF      DATE OF      SUBJECT
            EVENT       REPORT
-----
85-15      06/28/85   07/19/85   'A' REACTOR BUILDING VENT MONITOR DRIFT & FAILURE OF TWO VENT DAMPERS TO CLOSE
=====
```

1. Docket: 50-312 O P E R A T I N G S T A T U S
2. Reporting Period: 07/01/85 Outage + On-line Hrs: 744.0
3. Utility Contact: RON COLOMBO (916) 452-3211
4. Licensed Thermal Power (MWt): 2772
5. Nameplate Rating (Gross MWe): 1070 X 0.9 = 963
6. Design Electrical Rating (Net MWe): 918
7. Maximum Dependable Capacity (Gross MWe): 917
8. Maximum Dependable Capacity (Net MWe): 873
9. If Changes Occur Above Since Last Report, Give Reasons:
 NONE
10. Power Level To Which Restricted, If Any (Net MWe): _____
11. Reasons for Restrictions, If Any: _____
 NONE
- | | MONTH | YEAR | CUMULATIVE |
|-------------------------------|-------|-----------|-------------|
| 12. Report Period Hrs | 744.0 | 5,087.0 | 90,192.0 |
| 13. Hours Reactor Critical | .0 | 1,718.5 | 51,408.9 |
| 14. Rx Reserve Shtdwn Hrs | .0 | 495.5 | 10,647.7 |
| 15. Hrs Generator On-Line | .0 | 1,618.2 | 49,281.7 |
| 16. Unit Reserve Shtdwn Hrs | .0 | .0 | 1,210.2 |
| 17. Gross Therm Ener (MWH) | .0 | 4,066,973 | 122,040,490 |
| 18. Gross Elec Ener (MWH) | .0 | 1,366,846 | 40,803,989 |
| 19. Net Elec Ener (MWH) | .0 | 1,289,988 | 38,431,863 |
| 20. Unit Service Factor | .0 | 31.8 | 54.6 |
| 21. Unit Avail Factor | .0 | 31.8 | 56.0 |
| 22. Unit Cap Factor (MDC Net) | .0 | 29.0 | 48.8 |
| 23. Unit Cap Factor (DER Net) | .0 | 27.6 | 46.4 |
| 24. Unit Forced Outage Rate | .0 | 8.8 | 29.2 |
| 25. Forced Outage Hours | .0 | 156.8 | 20,229.5 |
26. Shutdowns Sched Over Next 6 Months (Type, Date, Duration):
 NONE
27. If Currently Shutdown Estimated Startup Date: 08/31/85

 * RANCHO SECO 1 *

 AVERAGE DAILY POWER LEVEL (MWe) PLOT
 RANCHO SECO 1



JULY 1985

Report Period JUL 1985

UNIT SHUTDOWNS / REDUCTIONS

 * RANCHO SECO 1 *

No.	Date	Type	Hours	Reason	Method	LER Number	System Component	Cause & Corrective Action to Prevent Recurrence
5	03/15/85	S	744.0	C	1		RC FUELXX	SHUTDOWN FOR REFUELING & MAINTENANCE CONTINUES.

 * SUMMARY *

 RANCHO SECO 1 REMAINS SHUTDOWN IN A CONTINUING REFUELING/MAINTENANCE OUTAGE.

Type	Reason	Method	System & Component
F-Forced	A-Equip Failure	1-Manual	Exhibit F & H
S-Sched	B-Maint or Test	2-Manual Scram	Instructions for
	C-Refueling	3-Auto Scram	Preparation of
	D-Regulatory Restriction	4-Continued	Data Entry Sheet
	E-Operator Training	5-Reduced Load	Licensee Event Report
	& License Examination	9-Other	(LER) File (NUREG-0161)

* RANCHO SECO 1 *

FACILITY DATA

Report Period JUL 1985

FACILITY DESCRIPTION

LOCATION
STATE.....CALIFORNIA

COUNTY.....SACRAMENTO

DIST AND DIRECTION FROM
NEAREST POPULATION CTR...25 MI SE OF
SACRAMENTO, CA

TYPE OF REACTOR.....PWR

DATE INITIAL CRITICALITY...SEPTEMBER 16, 1974

DATE ELEC ENER 1ST GENER...OCTOBER 13, 1974

DATE COMMERCIAL OPERATE...APRIL 17, 1975

CONDENSER COOLING METHOD...COOLING TOWERS

CONDENSER COOLING WATER...FOLSOM CANAL

ELECTRIC RELIABILITY
COUNCIL.....WESTERN SYSTEMS
COORDINATING COUNCIL

UTILITY & CONTRACTOR INFORMATION

UTILITY
LICENSEE.....SACRAMENTO MUN. UTIL. DISTRICT

CORPORATE ADDRESS.....6201 S STREET P.O. BOX 15830
SACRAMENTO, CALIFORNIA 95813

CONTRACTOR
ARCHITECT/ENGINEER.....BECHTEL

NUC STEAM SYS SUPPLIER...BABCOCK & WILCOX

CONSTRUCTOR.....BECHTEL

TURBINE SUPPLIER.....WESTINGHOUSE

REGULATORY INFORMATION

IE REGION RESPONSIBLE.....V

IE RESIDENT INSPECTOR.....J. ECKHARD

LICENSING PROJ MANAGER.....S. MINER
DOCKET NUMBER.....50-312

LICENSE & DATE ISSUANCE...DPR-54, AUGUST 16, 1974

PUBLIC DOCUMENT ROOM.....BUSINESS AND MUNICIPAL DEPARTMENT
SACRAMENTO CITY - COUNTY LIBRARY
828 I STREET
SACRAMENTO, CALIFORNIA 95814

INSPECTION STATUS

INSPECTION SUMMARY

+ INSPECTION ON MAY 4 - JULY 19, 1985 (REPORT NO. 50-312/85-13) AREAS INSPECTED: THIS ROUTINE INSPECTION BY THE RESIDENT INSPECTORS INVOLVED THE AREAS OF OPERATIONAL SAFETY VERIFICATION, MAINTENANCE, REFUELING, AND SURVEILLANCE ACTIVITIES. DURING THIS INSPECTION, VARIOUS INSPECTION PROCEDURES WERE COVERED. THE INSPECTION INVOLVED 152 INSPECTOR-HOURS ONSITE BY TWO RESIDENT NRC INSPECTORS.

RESULTS: NO ITEMS OF NONCOMPLIANCE OR DEVIATIONS WERE IDENTIFIED.

+ INSPECTION ON MAY 20-24, 1985 (REPORT NO. 50-312/85-14) REPORT BEING PREPARED; TO BE REPORTED NEXT MONTH.

+ INSPECTION ON MAY 13 - JUNE 17, 1985 (REPORT NO. 50-312/85-15) AREAS INSPECTED: A ROUTINE, UNANNOUNCED INSPECTION OF KNOWLEDGE AND PERFORMANCE OF DUTIES (TRAINING), STAFFING, AND LICENSEE AUDITS. THE INSPECTION INVOLVED 36 INSPECTOR-HOURS ONSITE BY ONE NRC INSPECTOR.

RESULTS: NO ITEMS OF NONCOMPLIANCE OR DEVIATIONS WERE IDENTIFIED.

+ INSPECTION ON JUNE 1 - JULY 31, 1985 (REPORT NO. 50-312/85-16) REPORT BEING PREPARED; TO BE REPORTED NEXT MONTH.

+ INSPECTION ON JUNE 24-28, 1985 (REPORT NO. 50-312/85-17) AREAS INSPECTED: AN UNANNOUNCED, SAFETY INSPECTION BY A REGIONALLY
PAGE 2-284

 * RANCHO SECO 1 *

BASED NRC INSPECTOR AND TWO NRC CONSULTANTS FOR THE FOLLOWUP OF GENERIC LETTER 83-28, "REQUIRED ACTIONS BASED ON GENERIC IMPLICATIONS OF SALEM ATWS EVENTS", T1 2515/64 REV. 1, "NEAR-TERM INSPECTION FOLLOWUP TO GENERIC LETTER 83-28", AND IE BULLETING. THE INSPECTION INVOLVED 39 INSPECTOR-HOURS ONSITE BY ONE NRC INSPECTOR AND 73 HOURS BY TWO NRC CONSULTANTS.

+ INSPECTION ON JUNE 3 - NOVEMBER 29, 1985 (REPORT NO. 50-312/85-13) REPORT BEING PREPARED; TO BE REPORTED AT A LATER DATE.

+ INSPECTION ON JUNE 23 - AUGUST 9, 1985 (REPORT NO. 50-312/85-19) REPORT BEING PREPARED; TO BE REPORTED NEXT MONTH.

* INSPECTION ON JULY 8-11, 1985 (REPORT NO. 50-312/85-20) REPORT BEING PREPARED; TO BE REPORTED NEXT MONTH.

+ INSPECTION ON JULY 8-26, 1985 (REPORT NO. 50-312/85-21) REPORT BEING PREFARED; TO BE REPORTED NEXT MONTH.

+ INSPECTION ON AUGUST 12-16, 1985 (REPORT NO. 50-312/85-22) REPORT BEING PREPARED; TO BE REPORTED NEXT MONTH.

4. INSPECTION ON MAY 16-23, 1985 (REPORT NO. 50-312/85-23) AREAS INSPECTED: THIS ANNOUNCED INSPECTION CONSISTED OF A REVIEW OF THE PROGRAM PLAN, PROCEDURES AND RECORDS PERTAINING TO THE RANCHO SECO INSERVICE TESTING PROGRAM FOR PUMPS AND VALVES. THE INSPECTION INVOLVED 66 INSPECTOR-HOURS ONSITE BY ONE NRC CONSULTANT.

RESULTS: IN THE AREAS INSPECTED, TWO VIOLATIONS OF NRC REQUIREMENTS WERE IDENTIFIED (FAILURE TO FOLLOW PROCEDURES FOR CALIBRATION OF GAUGES, AND FAILURE TO FOLLOW PROCEDURES FOR TESTING OF RELIEF/SAFETY VALVES), AND ONE UNRESOLVED ITEM WAS IDENTIFIED (ADEQUACY OF PROCEDURES TO IMPLEMENT SER AND CODE REQUIREMENTS).

+ INSPECTION ON JULY 22-25, 1985 (REPORT NO. 50-312/85-24) REPORT BEING PREPARED; TO BE REPORTED NEXT MONTH.

ENFORCEMENT SUMMARY

TECHNICAL SPECIFICATION 6.8.1 REQUIRES THAT WRITTEN PROCEDURES BE ESTABLISHED, IMPLEMENTED, AND MAINTAINED COVERING ACTIVITIES INCLUDING SURVEILLANCE AND TEST ACTIVITIES OF SAFETY RELATED EQUIPMENT. ALSO, TECHNICAL SPECIFICATION 4.6.4 REQUIRES IN PART, "...BATTERIES IN THE 125 V DC SYSTEMS SHALL BE TESTED AS FOLLOWS: ...C. EACH TIME DATA ARE RECORDED, NEW DATA SHALL BE COMPARED WITH OLD TO DETECT SIGNS OF DETERIORATION". CONTRARY TO THE REQUIREMENTS, THE PROCEDURES FOR BATTERY TESTING (SP 206.04, EM. 104, EM. 105, AND EM. 106) CONTAINED PROCEDURAL ERRORS, INCORRECT DATA, AND IN SOME CASES, THE REQUIRED COMPARISON OF NEW DATA TO OLD DATA WAS NOT SATISFACTORILY IMPLEMENTED.

(8500 4)

CODE OF FEDERAL REGULATIONS, PART 50, APPENDIX B, CRITERIA II, QUALITY ASSURANCE PROGRAM REQUIRES, IN PART, THAT THE QUALITY ASSURANCE "...PROGRAM SHALL BE DOCUMENTED BY WRITTEN POLICIES, PROCEDURES OR INSTRUCTIONS AND SHALL BE CARRIED OUT THROUGHOUT PLANT LIFE IN ACCORDANCE WITH THOSE POLICIES, PROCEDURES, OR INSTRUCTIONS". QUALITY CONTROL INSTRUCTION NO. 1, 'PROCESSING OF NONCONFORMING REPORTS-NCRS', STATES "THE ASSIGNED COGNIZANT ENGINEER IS RESPONSIBLE FOR IDENTIFYING ON THE NCR ALL ASSOCIATED DRAWINGS THAT MUST BE UPDATED AS A RESULT OF DISPOSITION". CONTRARY TO THE REQUIREMENT, SEVEN DRAWINGS FOR THE AUXILIARY BUILDING HVAC SYSTEM WERE NOT IDENTIFIED FOR UPDATING ON NCR 4433, REV. 1. DATED APRIL 5, 1985.

(8500 5)

PARAGRAPH 6.8.1 OF RANCHO SEC0 UNIT 1 TECHNICAL SPECIFICATIONS STATES, IN PART: "WRITTEN PROCEDURES SHALL BE ESTABLISHED, IMPLEMENTED AND MAINTAINED COVERING THE ACTIVITIES REFERENCED BELOW: H. PROCEDURES FOR CONTROL OF MEASURING AND TEST EQUIPMENT. 1. PROCEDURES OF A TYPE APPROPRIATE TO THE CIRCUMSTANCES SHOULD BE PROVIDED TO ASSURE THAT TOOLS, GAUGES, INSTRUMENTS, CONTROLS AND OTHER MEASURING AND TESTING DEVICES ARE PROPERLY CONTROLLED, CALIBRATED, AND ADJUSTED AT SPECIFIED PERIODS TO MAINTAIN ACCURACY". CONTRARY TO THE REQUIREMENT, AT THE TIME OF THE INSPECTION, TWO PLANT GAUGES (PI-26103 AND PI-26143) FOR THE LOW

Report Period JUL 1985

I N S P E C T I O N S T A T U S - (CONTINUED)

* RANCHO SECO 1 *

ENFORCEMENT SUMMARY

PRESSURE INJECTION PUMPS WERE NOT IN THE SITE CALIBRATION PROGRAM. IN ADDITION, TWO GAUGES (PI-23804 AND PI-23848) IN THE SITE CALIBRATION PROGRAM HAD NO CALIBRATION RECORDS.

PARAGRAPH 4.2.2 OF RANCHO SECO UNIT 1 TECHNICAL SPECIFICATIONS STATES, IN PART: "AN INSERVICE INSPECTION SHALL BE MADE CONFORMING AS CLOSELY AS DESIGN PERMITS TO THE RULES OF THE ASME BOILER AND PRESSURE VESSEL CODE SECTION XI, ...". ASME SECTION XI, SUBSECTION INW-3513 ADDITIONAL TESTS STATES, IN PART: "WHEN ANY VALVE IN A SYSTEM FAILS TO FUNCTION PROPERLY DURING A REGULAR TEST, ADDITIONAL VALVES IN THE SYSTEM SHALL BE TESTED...". CONTRARY TO THE REQUIREMENT, IN FEBRUARY 1980, VALVES PSV-50015 AND PSV-50016 FAILED TESTS, IN MARCH 1983, VALVE 26030 FAILED TESTS AND IN MAY 1983, VALVE 31800 FAILED TESTS AND ADDITIONAL VALVES WERE NOT TESTED IN ACCORDANCE WITH INW-3513 REQUIREMENTS.
(8502 4)

OTHER ITEMS

SYSTEMS AND COMPONENT PROBLEMS:

ON JUNE 5, A REACTOR TRIP BREAKER FAILED TO OPEN DURING SURVEILLANCE TESTING OF THE UNDERVOLTAGE TRIP. THE BREAKER DID OPEN ON ACTUATION OF THE SHUNT TRIP. THE LICENSEE REPLACED THE FAILED GE AK2-25 BREAKER AND INITIATED INVESTIGATION OF THE CAUSE.

THE LICENSEE DETERMINED THAT THE 20 GPM LEAK IN THE 1 INCH DIAMETER, "B" HOT LEG VENT WAS CAUSED BY FATIGUE CRACKING RESULTING FROM MISSING SUPPORTS IN QUALITY CLASS 2 SECTIONS OF THE VENT PIPING. TO INSURE THAT OTHER PIPING SUPPORTS WERE ADEQUATE, THE LICENSEE INITIATED A WALKDOWN OF ALL SAFETY RELATED PIPING MODIFIED SINCE THE SYSTEMS WERE PREVIOUSLY INSPECTED IN 1979 IN RESPONSE TO INFORMATION BULLETIN 79-14.

FACILITY ITEMS (PLANS AND PROCEDURES):

REFUELING: MARCH 15, 1985 - JUNE 15, 1985 (THREE MONTHS)

MANAGERIAL ITEMS:

NONE

PLANT STATUS:

+ THE PLANT WAS IN COLD SHUTDOWN FOR THE ENTIRE MONTH FOR REPAIR OF THE HOT LEG VENT AND ADDITIONAL WALKDOWNS OF SYSTEM PIPING.

LAST IE SITE INSPECTION DATE: 06/03-11/29/85

INSPECTION REPORT NO: 50-312/85-18

Report Period JUL 1985

R E P O R T S F R O M L I C E N S E E

* RANCHO SECO 1 *

NUMBER	DATE OF EVENT	DATE OF REPORT	SUBJECT
85-08-L0	05-21-85	06-17-85	UNDERVOLTAGE RELAY CALIBRATION FOUND OUT OF SPEC
85-11-L0	06-12-85	07-10-85	RPS CHANNEL TRIP ON HIGH PRESSURE SETPOINT (1820PSI) OF SHUTDOWN BYPASS DUE TO OPERATOR ERROR
85-12-L0	06-16-85	07-17-85	LOSS OF REACTOR BUILDING INTEGRITY DUE TO UNSECURED OUTER HATCH - PERSONNEL ERROR - SUPPLEMENT 10/31

=====

1. Docket: 50-261 O P E R A T I N G S T A T U S

2. Reporting Period: 07/01/85 Outage + On-line Hrs: 744.0

3. Utility Contact: ANITA E. SCOTT (803) 383-4524

4. Licensed Thermal Power (Mwt): 2300

5. Nameplate Rating (Gross MWe): 854 X 0.9 = 769

6. Design Electrical Rating (Net MWe): 700

7. Maximum Dependable Capacity (Gross MWe): 700

8. Maximum Dependable Capacity (Net MWe): 665

9. If Changes Occur Above Since Last Report, Give Reasons: NONE

10. Power Level To Which Restricted, If Any (Net MWe):

11. Reasons for Restrictions, If Any: NONE

	MONTH	YEAR	CUMULATIVE
12. Report Period Hrs	<u>744.0</u>	<u>5,087.0</u>	<u>126,317.0</u>
13. Hours Reactor Critical	<u>728.9</u>	<u>4,243.9</u>	<u>88,440.7</u>
14. Rx Reserve Shtdwn Hrs	<u>15.1</u>	<u>816.3</u>	<u>2,598.5</u>
15. Hrs Generator On-Line	<u>727.8</u>	<u>4,121.3</u>	<u>86,187.2</u>
16. Unit Reserve Shtdwn Hrs	<u>.0</u>	<u>.0</u>	<u>23.2</u>
17. Gross Therm Ener (MWH)	<u>1,631,778</u>	<u>8,951,584</u>	<u>171,826,764</u>
18. Gross Elec Ener (MWH)	<u>529,264</u>	<u>2,933,245</u>	<u>55,278,121</u>
19. Net Elec Ener (MWH)	<u>504,030</u>	<u>2,782,182</u>	<u>52,191,843</u>
20. Unit Service Factor	<u>97.8</u>	<u>81.0</u>	<u>68.2</u>
21. Unit Avail Factor	<u>97.8</u>	<u>81.0</u>	<u>68.2</u>
22. Unit Cap Factor (MDC Net)	<u>101.9</u>	<u>82.2</u>	<u>62.1</u>
23. Unit Cap Factor (DER Net)	<u>96.8</u>	<u>78.1</u>	<u>59.0</u>
24. Unit Forced Outage Rate	<u>2.2</u>	<u>15.1</u>	<u>14.6</u>
25. Forced Outage Hours	<u>16.2</u>	<u>733.7</u>	<u>8,967.2</u>

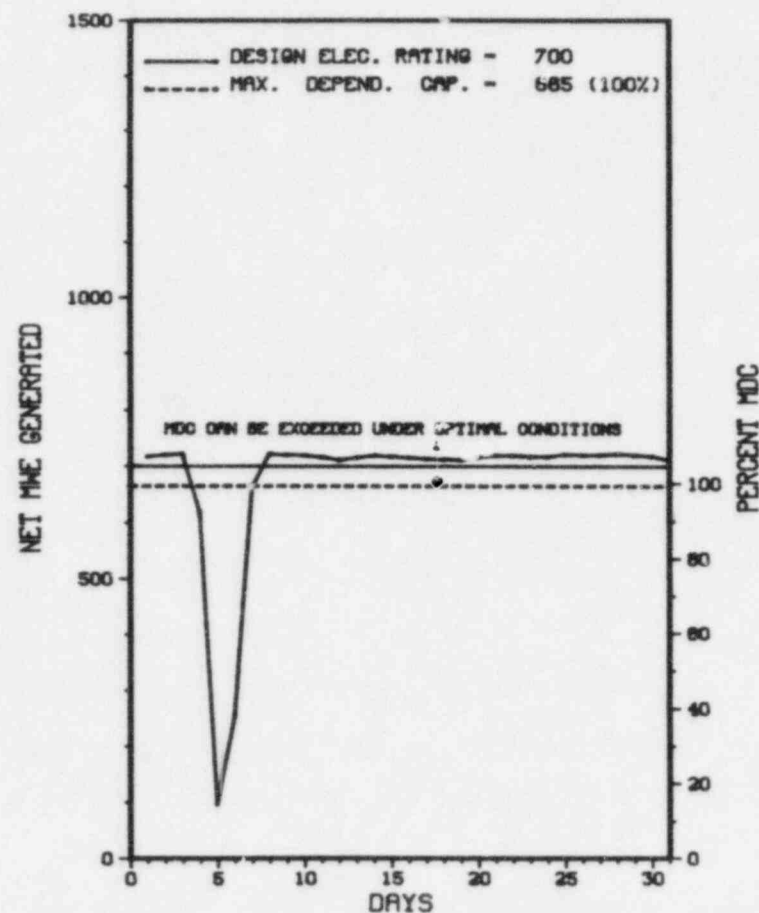
26. Shutdowns Sched Over Next 6 Months (Type, Date, Duration): NONE

27. If Currently Shutdown Estimated Startup Date: N/A

 * ROBINSON 2 *

AVERAGE DAILY POWER LEVEL (MWe) PLOT

ROBINSON 2



JULY 1985

Report Period JUL 1985

UNIT SHUTDOWNS / REDUCTIONS

 * ROBINSON 2 *

No.	Date	Type	Hours	Reason	Method	LER Number	System	Component	Cause & Corrective Action to Prevent Recurrence
0701	07/04/85	S	0.0	B	5		ZZ	ZZZZZZ	RAMPING DOWN TO 10% POWER TO REPACK FEEDWATER REGULATING VALVES.
0702	07/05/85	F	16.2	B	3	85-15	1A	INSTRU	WHILE RAMPING DOWN FOR MAINTENANCE ON THE FEEDWATER REGULATING VALVES, THE REACTOR TRIPPED ON "C" STEAM GENERATOR LOW-LEVEL COINCIDENT WITH A STEAM FLOW/FEED FLOW (SF/FF) MISMATCH. THE LOW-LEVEL WAS DUE TO A BLOCKAGE IN A LEVEL TRANSMITTER.

 * SUMMARY *

 ROBINSON 2 OPERATED WITH 1 OUTAGE AND 1 REDUCTION DURING JULY.

Type	Reason	Method	System & Component
F-Forced	A-Equip Failure	1-Manual	Exhibit F & H
S-Sched	B-Maint or Test	2-Manual Scram	Instructions for
	C-Refueling	3-Auto Scram	Preparation of
	D-Regulatory Restriction	4-Continued	Data Entry Sheet
	E-Operator Training	5-Reduced Load	Licensee Event Report
	& License Examination	9-Other	(LER) File (NUREG-0161)

* ROBINSON 2 *

F A C I L I T Y D A T A

Report Period JUL 1985

FACILITY DESCRIPTION

LOCATION
STATE.....SOUTH CAROLINA

COUNTY.....DARLINGTON

DIST AND DIRECTION FROM
NEAREST POPULATION CTR...5 MI NW OF
HARTSVILLE, SC

TYPE OF REACTOR.....PWR

DATE INITIAL CRITICALITY...SEPTEMBER 20, 1970

DATE ELEC ENER 1ST GENER...SEPTEMBER 26, 1970

DATE COMMERCIAL OPERATE...MARCH 7, 1971

CONDENSER COOLING METHOD...RECIRCULATION

CONDENSER COOLING WATER...ROBINSON IMPOUNDMENT

ELECTRIC RELIABILITY
COUNCIL.....SOUTHEASTERN ELECTRIC
RELIABILITY COUNCIL

UTILITY & CONTRACTOR INFORMATION

UTILITY
LICENSEE.....CAROLINA POWER & LIGHT

CORPORATE ADDRESS.....411 FAYETTEVILLE STREET
RALEIGH, NORTH CAROLINA 27601

CONTRACTOR
ARCHITECT/ENGINEER.....EBASCO

NUC STEAM SYS SUPPLIER...WESTINGHOUSE

CONSTRUCTOR.....EBASCO

TURBINE SUPPLIER.....WESTINGHOUSE

REGULATORY INFORMATION

IE REGION RESPONSIBLE.....II

IE RESIDENT INSPECTOR.....P. KRUG

LICENSING PROJ MANAGER.....G. REQUA
DOCKET NUMBER.....50-261

LICENSE & DATE ISSUANCE...DPR-23, SEPTEMBER 23, 1970

PUBLIC DOCUMENT ROOM.....HARTSVILLE MEMORIAL LIBRARY
220 N. FIFTH ST.
HARTSVILLE, SOUTH CAROLINA 29550

I N S P E C T I O N S T A T U S

INSPECTION SUMMARY

+ INSPECTION JUNE 11 - JULY 10 (85-21): THIS ROUTINE, ANNOUNCED INSPECTION INVOLVED 334 RESIDENT INSPECTOR-HOURS ONSITE IN THE AREAS OF TECHNICAL SPECIFICATION COMPLIANCE, PLANT TOUR, OPERATIONS PERFORMANCE, REPORTABLE OCCURRENCES, HOUSEKEEPING, SITE SECURITY, SURVEILLANCE ACTIVITIES, MAINTENANCE ACTIVITIES, QUALITY ASSURANCE PRACTICES, RADIATION CONTROL ACTIVITIES, OUTSTANDING ITEMS REVIEW, IE BULLETIN AND IE NOTICE FOLLOWUP, ORGANIZATION AND ADMINISTRATION, INDEPENDENT INSPECTION AND ENFORCEMENT ACTION FOLLOWUP. OF THE AREAS INSPECTED, NO VIOLATIONS OR DEVIATIONS WERE IDENTIFIED.

INSPECTION JUNE 24-28 (85-22): THIS ROUTINE, UNANNOUNCED INSPECTION ENTAILED 42 INSPECTOR-HOURS ONSITE IN THE AREAS OF LICENSEE ACTION ON PREVIOUS ENFORCEMENT MATTERS (92702B), SERVICE WATER PIPING DEGRADATION (92706B), INSERVICE TESTING OF PUMPS AND VALVES, AND INSPECTOR FOLLOWUP ITEMS. ONE VIOLATION WAS IDENTIFIED - "FAILURE TO PERFORM IST IN ACCORDANCE WITH ASME SECTION XI - PARAGRAPH 7A. NO DEVIATIONS WERE IDENTIFIED.

ENFORCEMENT SUMMARY

NONE

OTHER ITEMS

Report Period JUL 1985

I N S P E C T I O N S T A T U S - (CONTINUED)

* ROBINSON 2 *

OTHER ITEMS

SYSTEMS AND COMPONENT PROBLEMS:

NONE.

FACILITY ITEMS (PLANS AND PROCEDURES):

NONE.

MANAGERIAL ITEMS:

NONE.

PLANT STATUS:

NORMAL OPERATION.

LAST IE SITE INSPECTION DATE: JUNE 11 - JULY 10, 1985 +

INSPECTION REPORT NO: 50-261/85-21 +

R E P O R T S F R O M L I C E N S E E

NUMBER	DATE OF EVENT	DATE OF REPORT	SUBJECT
85-014	06/10/85	07/09/85	LESS THAN REQUIRED SHIFT COMPLEMENT DURING HOT OPERATION, 1 LESS CONTROL OPERATOR ON SHIFT FOR APPROXIMATELY 15 MINUTES.

1. Docket: 50-272 O P E R A T I N G S T A T U S
2. Reporting Period: 07/01/85 Outage + On-line Hrs: 744.0
3. Utility Contact: J. P. RONAFALVY (609) 935-6000 X4455
4. Licensed Thermal Power (Mwt): 3338
5. Nameplate Rating (Gross MWe): 1300 X 0.9 = 1170
6. Design Electrical Rating (Net MWe): 1090
7. Maximum Dependable Capacity (Gross MWe): 1124
8. Maximum Dependable Capacity (Net MWe): 1079
9. If Changes Occur Above Since Last Report, Give Reasons:

NONE

10. Power Level To Which Restricted, If Any (Net MWe): _____
11. Reasons for Restrictions, If Any: _____

NONE

	MONTH	YEAR	CUMULATIVE
12. Report Period Hrs	744.0	5,087.0	70,896.0
13. Hours Reactor Critical	744.0	5,069.6	40,893.1
14. Rx Reserve Shtdwn Hrs	.0	.0	3,088.4
15. Hrs Generator On-Line	744.0	5,066.7	39,225.1
16. Unit Reserve Shtdwn Hrs	.0	.0	.0
17. Gross Therm Ener (MWH)	2,488,994	16,855,385	119,625,588
18. Gross Elec Ener (MWH)	833,550	5,740,870	39,654,718
19. Net Elec Ener (MWH)	800,369	5,518,268	37,616,750
20. Unit Service Factor	100.0	99.6	55.3
21. Unit Avail Factor	100.0	99.6	55.3
22. Unit Cap Factor (MDC Net)	99.7	100.5	49.2
23. Unit Cap Factor (DER Net)	98.7	99.5	48.7
24. Unit Forced Outage Rate	.0	.4	31.2
25. Forced Outage Hours	.0	20.3	18,095.3

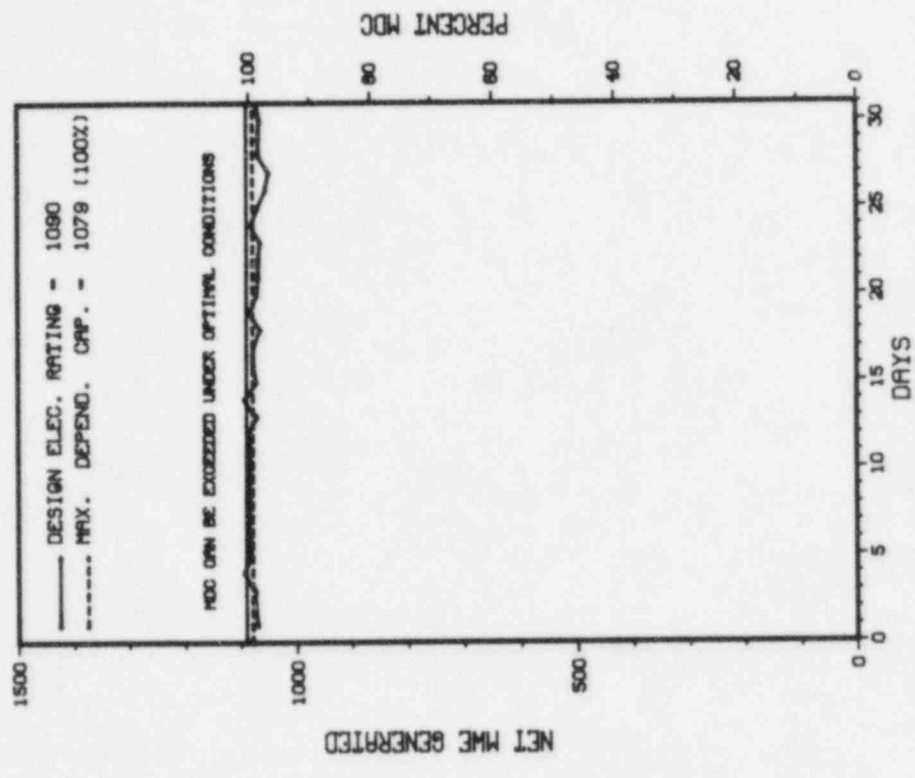
26. Shutdowns Sched Over Next 6 Months (Type, Date, Duration):

NONE

27. If Currently Shutdown Estimated Startup Date: N/A

 * SALEM 1 *

 AVERAGE DAILY POWER LEVEL (MWe) PLOT
 SALEM 1



JULY 1985

Report Period JUL 1985

UNIT SHUTDOWNS / REDUCTIONS

* SALEM 1 *

No.	Date	Type	Hours	Reason	Method	LER Number	System	Component	Cause & Corrective Action to Prevent Recurrence
-----	------	------	-------	--------	--------	------------	--------	-----------	---

NONE

* SUMMARY *

SALEM 1 OPERATED AT OR NEAR FULL POWER DURING JULY.

Type	Reason	Method	System & Component
F-Forced	A-Equip Failure	1-Manual	Exhibit F & H
S-Sched	B-Maint or Test	2-Manual Scram	Instructions for
	C-Refueling	3-Auto Scram	Preparation of
	D-Regulatory Restriction	4-Continued	Data Entry Sheet
	E-Operator Training	5-Reduced Load	Licensee Event Report
	& License Examination	9-Other	(LER) File (NUREG-0161)

* SALEM 1 *

F A C I L I T Y D A T A

Report Period JUL 1985

FACILITY DESCRIPTION

LOCATION
STATE.....NEW JERSEY
COUNTY.....SALEM
DIST AND DIRECTION FROM
NEAREST POPULATION CTR...20 MI S OF
WILMINGTON, DEL
TYPE OF REACTOR.....PWR
DATE INITIAL CRITICALITY...DECEMBER 11, 1976
DATE ELEC ENER 1ST GENER...DECEMBER 25, 1976
DATE COMMERCIAL OPERATE...JUNE 30, 1977
CONDENSER COOLING METHOD...ONCE THRU
CONDENSER COOLING WATER....DELAWARE RIVER
ELECTRIC RELIABILITY
COUNCIL.....MID-ATLANTIC
AREA COUNCIL

UTILITY & CONTRACTOR INFORMATION

UTILITY
LICENSEE.....PUBLIC SERVICE ELECTRIC & GAS
CORPORATE ADDRESS.....80 PARK PLACE
NEWARK, NEW JERSEY 07101
CONTRACTOR
ARCHITECT/ENGINEER.....PUBLIC SERVICES & GAS CO.
NUC STEAM SYS SUPPLIER...WESTINGHOUSE
CONSTRUCTOR.....UNITED ENG. & CONSTRUCTORS
TURBINE SUPPLIER.....WESTINGHOUSE

REGULATORY INFORMATION

IE REGION RESPONSIBLE.....I
IE RESIDENT INSPECTOR.....T. LINVILLE
LICENSING PROJ MANAGER.....D. FISCHER
DOCKET NUMBER.....50-272
LICENSE & DATE ISSUANCE...DPR-70, DECEMBER 1, 1976
PUBLIC DOCUMENT ROOM.....SALEM FREE PUBLIC LIBRARY
112 WEST BROADWAY
SALEM, NEW JERSEY 08079

I N S P E C T I O N S T A T U S

INSPECTION SUMMARY

NO INSPECTION INPUT PROVIDED.

ENFORCEMENT SUMMARY

NONE

OTHER ITEMS

SYSTEMS AND COMPONENTS:
NO INPUT PROVIDED.
FACILITY ITEMS (PLANS AND PROCEDURES):
NO INPUT PROVIDED.

Report Period JUL 1985

INSPECTION STATUS - (CONTINUED)

XXXXXXXXXXXXXXXXXXXXXXXXXXXXX
X SALEM 1 X
XXXXXXXXXXXXXXXXXXXXXXXXXXXXX

OTHER ITEMS

MANAGERIAL ITEMS:

NO INPUT PROVIDED.

PLANT STATUS:

NO INPUT PROVIDED.

LAST IE SITE INSPECTION DATE: NO INPUT PROVIDED.

INSPECTION REPORT NO: NO INPUT PROVIDED.

REPORTS FROM LICENSEE

=====

NUMBER	DATE OF EVENT	DATE OF REPORT	SUBJECT
--------	------------------	-------------------	---------

NO INPUT PROVIDED.

1. Docket: 50-311 O P E R A T I N G S T A T U S

2. Reporting Period: 07/01/85 Outage + On-line Hrs: 744.0

3. Utility Contact: J. P. RONAVALVY (609) 935-6009 X4455

4. Licensed Thermal Power (MWt): 3411

5. Nameplate Rating (Gross MWe): 1162

6. Design Electrical Rating (Net MWe): 1115

7. Maximum Dependable Capacity (Gross MWe): 1149

8. Maximum Dependable Capacity (Net MWe): 1106

9. If Changes Occur Above Since Last Report, Give Reasons:
NONE

10. Power Level To Which Restricted, If Any (Net MWe):

11. Reasons for Restrictions, If Any:
NONE

	MONTH	YEAR	CUMULATIVE
12. Report Period Hrs	<u>744.0</u>	<u>5,087.0</u>	<u>33,312.0</u>
13. Hours Reactor Critical	<u>501.7</u>	<u>2,221.4</u>	<u>17,315.9</u>
14. Rx Reserve Shtdwn Hrs	<u>.0</u>	<u>.0</u>	<u>3,533.6</u>
15. Hrs Generator On-Line	<u>468.0</u>	<u>1,959.2</u>	<u>16,571.3</u>
16. Unit Reserve Shtdwn Hrs	<u>.0</u>	<u>.0</u>	<u>.0</u>
17. Gross Therm Ener (MWH)	<u>1,485,823</u>	<u>5,971,880</u>	<u>49,698,916</u>
18. Gross Elec Ener (MWH)	<u>497,780</u>	<u>1,967,980</u>	<u>16,245,630</u>
19. Net Elec Ener (MWH)	<u>469,089</u>	<u>1,833,560</u>	<u>15,351,407</u>
20. Unit Service Factor	<u>62.9</u>	<u>38.5</u>	<u>49.7</u>
21. Unit Avail Factor	<u>62.9</u>	<u>38.5</u>	<u>49.7</u>
22. Unit Cap Factor (MDC Net)	<u>57.0</u>	<u>32.6</u>	<u>41.7</u>
23. Unit Cap Factor (DER Net)	<u>56.5</u>	<u>32.3</u>	<u>41.3</u>
24. Unit Forced Outage Rate	<u>37.1</u>	<u>59.0</u>	<u>43.2</u>
25. Forced Outage Hours	<u>276.0</u>	<u>2,815.8</u>	<u>12,588.1</u>

26. Shutdowns Sched Over Next 6 Months (Type, Date, Duration):

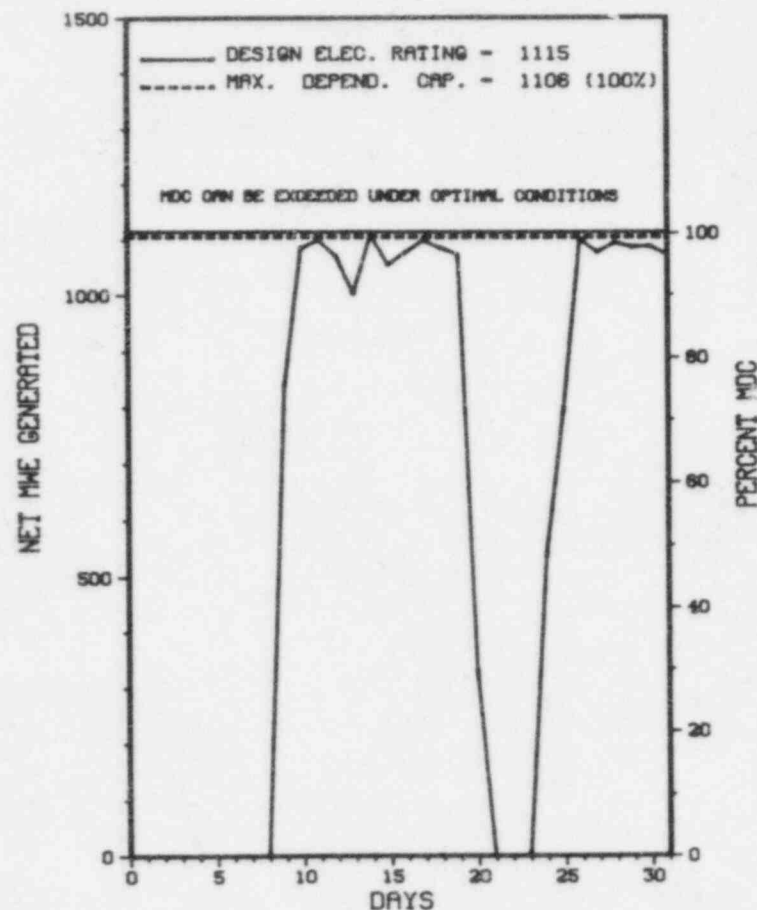
NONE

27. If Currently Shutdown Estimated Startup Date: N/A

* SALEM 2 *

AVERAGE DAILY POWER LEVEL (MWe) PLOT

SALEM 2



JULY 1985

Report Period JUL 1985

UNIT SHUTDOWNS / REDUCTIONS

 * SALEM 2 *

No.	Date	Type	Hours	Reason	Method	LER Number	System	Component	Cause & Corrective Action to Prevent Recurrence
85-130	06/28/85	F	219.0	A	4		CJ	VALVEX	NUCLEAR NONPOWHER OPERATED SAFETY VALVES REACTOR COOLANT.
85-132	07/07/85	F	25.6	A	3		CC	GENERA	NUCLEAR OTHER STEAM GENERATOR PROBLEMS.
85-138	07/09/85	F	0.0	B	5		CD	VALVEX	REHEAT STOP VALVES TURBINE.
85-146	07/12/85	F	0.0	B	5		CF	VALVEX	REHEAT STOP VALVES TURBINE.
85-148	07/13/85	F	0.0	B	5		CD	VALVEX	REHEAT STOP VALVES TURBINE.
85-164	07/20/85	F	31.4	B	1		CJ	VALVEX	REACTOR COOLANT VALVES.
85-166	07/21/85	F	0.0	A	5		RA	CONROD	CONTROL ROD ASSEMBLIES.
85-168	07/23/85	F	0.0	B	5		CG	ACCUMU	NUCLEAR TANKS REACTOR WATER CLEANUP.
85-172	07/24/85	F	0.0	B	5		HB	VALVEX	CONTROL VALVES TURBINE.

 * SALEM 2 RETURNED ONLINE FROM A REPAIR OUTAGE ON JULY 9TH AND OPERATED WITH 2 ADDITIONAL OUTAGES
 * SUMMARY *

Type	Reason	Method	System & Component
F-Forced	A-Equip Failure	1-Manual	Exhibit F & H
S-Sched	B-Maint or Test	2-Manual Scram	Instructions for
	C-Refueling	3-Auto Scram	Preparation of
	D-Regulatory Restriction	4-Continued	Data Entry Sheet
	E-Operator Training	5-Reduced Load	Licensee Event Report
	& License Examination	9-Other	(LER) File (NUREG-0161)

* SALEM 2 *

F A C I L I T Y D A T A

Report Period JUL 1985

FACILITY DESCRIPTION

LOCATION
STATE.....NEW JERSEY
COUNTY.....SALEM
DIST AND DIRECTION FROM
NEAREST POPULATION CTR....20 MI S OF
WILMINGTON, DEL
TYPE OF REACTOR.....PWR
DATE INITIAL CRITIICALITY...AUGUST 8, 1980
DATE ELEC ENER 1ST GENER....JUNE 3, 1981
DATE COMMERCIAL OPERATE....OCTOBER 13, 1981
CONDENSER COOLING METHOD....ONCE THRU
CONDENSER COOLING WATER....DELAWARE RIVER
ELECTRIC RELIABILITY
COUNCIL.....MID-ATLANTIC
AREA COUNCIL

UTILITY & CONTRACTOR INFORMATION

UTILITY
LICENSEE.....PUBLIC SERVICE ELECTRIC & GAS
CORPORATE ADDRESS.....80 PARK PLACE
NEWARK, NEW JERSEY 07101
CONTRACTOR
ARCHITECT/ENGINEER.....PUBLIC SERVICES & GAS CO.
NUC STEAM SYS SUPPLIER...WESTINGHOUSE
CONSTRUCTOR.....UNITED ENG. & CONSTRUCTORS
TURBINE SUPPLIER.....WESTINGHOUSE

REGULATORY INFORMATION

IE REGION RESPONSIBLE.....I
IE RESIDENT INSPECTOR.....T. LINVILLE
LICENSING PROJ MANAGER.....D. FISCHER
DOCKET NUMBER.....50-311
LICENSE & DATE ISSUANCE...DPR-75, MAY 20, 1981
PUBLIC DOCUMENT ROOM.....SALEM FREE PUBLIC LIBRARY
112 WEST BROADWAY
SALEM, NEW JERSEY 08079

I N S P E C T I O N S T A T U S

INSPECTION SUMMARY

NO INSPECTION INPUT PROVIDED.

ENFORCEMENT SUMMARY

CONTRARY TO TECHNICAL SPECIFICATION 6.8 AND REGULATORY GUIDE 1.33 TEST PROCEDURE 21 PD.8.1.002, ROD POSITION INDICATION SIGNAL WAS NOT ADEQUATELY MAINTAINED IN THAT IT WAS CHANGED ON FEBRUARY 11, 1983, JUNE 2, 1984 AND AUGUST 24, 1984 SUCH THAT IT WAS MADE INCONSISTENT WITH TECH SPEC. 10 CFR 50, APPENDIX B, CRITERION II QUALITY ASSURANCE PROGRAM STATES IN PART, "THE QUALITY ASSURANCE PROGRAM SHALL PROVIDE CONTROL OVER ACTIVITIES AFFECTING THE QUALITY OF THE IDENTIFIED STRUCTURES, SYSTEMS, AND COMPONENTS, TO AN EXTENT CONSISTENT WITH THEIR IMPORTANCE TO SAFETY." CONTRARY TO THE ABOVE ON MARCH 28, 1985, THE INSPECTOR IDENTIFIED THAT THE BATTERY SUPPORT RACK, A STRUCTURE IMPORTANT TO SAFETY, WAS INSTALLED WITHOUT QUALITY ASSURANCE CONTROL. PSEG NUCLEAR OPERATION QUALITY ASSURANCE MANUAL PROCEDURE QAP 5-3, "INSPECTION PROGRAM" STATES IN PART, "INSPECTION NOTIFICATION POINTS SHALL BE USED AS A MINIMUM FOR WORK DELINEATED IN ATTACHMENT 1 OF THAT DOCUMENT UNLESS MAILED BY THE STATION Q.A. QAP 5-3 INSPECTION PROGRAM, ATTACHMENT 1 STATES IN PART, "THE FOLLOWING INSPECTION HOLD POINTS MAY NOT BE WAIVED EXCEPT BY SITE QUALITY ASSURANCE ENGINEER. ONE OF THESE HOLD POINTS IS VERIFICATION OF BOLT TORQUE ON FOUNDATIONS, AND SEISMIC RESTRAINTS. CONTRARY TO THE ABOVE, ON MARCH 28, 1985, THE INSPECTOR IDENTIFIED THAT THE BATTERY SUPPORT RACK (WHICH WAS INSTALLED TO SEISMIC QUALIFICATIONS DESCRIBED IN DESIGN CHANGE REQUEST 2EC-2003 DID NOT CONFORM WITH THE PROVISIONS DELINEATED IN QAP 5-3 IN THAT: THERE WERE NO INSPECTION HOLD POINTS IN THE INSTALLATION PROCEDURE; AND, NO WAIVERS WERE DOCUMENTED TO ALLOW FOR THE LACK OF INSPECTION HOLD POINTS.

1. Docket: 50-206 O P E R A T I N G S T A T U S

2. Reporting Period: 07/01/85 Outage + On-line Hrs: 744.0

3. Utility Contact: E. R. SIACOR (714) 492-7700 X56223

4. Licensed Thermal Power (MWt): 1347

5. Nameplate Rating (Gross MWe): 500 X 0.9 = 450

6. Design Electrical Rating (Net MWe): 436

7. Maximum Dependable Capacity (Gross MWe): 456

8. Maximum Dependable Capacity (Net MWe): 436

9. If Changes Occur Above Since Last Report, Give Reasons:

NONE

10. Power Level To Which Restricted, If Any (Net MWe): 390

11. Reasons for Restrictions, If Any:

STEAM GENERATOR TUBE CORROSION.

	MONTH	YEAR	CUMULATIVE
12. Report Period Hrs	<u>744.0</u>	<u>5,087.0</u>	<u>158,911.0</u>
13. Hours Reactor Critical	<u>744.0</u>	<u>4,420.3</u>	<u>93,749.7</u>
14. Rx Reserve Shtdwn Hrs	<u>.0</u>	<u>.0</u>	<u>.0</u>
15. Hrs Generator On-Line	<u>744.0</u>	<u>4,385.3</u>	<u>90,029.9</u>
16. Unit Reserve Shtdwn Hrs	<u>.0</u>	<u>.0</u>	<u>.0</u>
17. Gross Therm Ener (MWH)	<u>892,419</u>	<u>5,270,758</u>	<u>114,458,972</u>
18. Gross Elec Ener (MWH)	<u>288,600</u>	<u>1,711,800</u>	<u>38,922,434</u>
19. Net Elec Ener (MWH)	<u>270,881</u>	<u>1,609,801</u>	<u>36,813,116</u>
20. Unit Service Factor	<u>100.0</u>	<u>86.2</u>	<u>56.6</u>
21. Unit Avail Factor	<u>100.0</u>	<u>86.2</u>	<u>56.6</u>
22. Unit Cap Factor (MDC Net)	<u>83.5</u>	<u>72.6</u>	<u>53.1</u>
23. Unit Cap Factor (DER Net)	<u>83.5</u>	<u>72.6</u>	<u>53.1</u>
24. Unit Forced Outage Rate	<u>.0</u>	<u>13.0</u>	<u>21.3</u>
25. Forced Outage Hours	<u>.0</u>	<u>653.1</u>	<u>11,831.4</u>

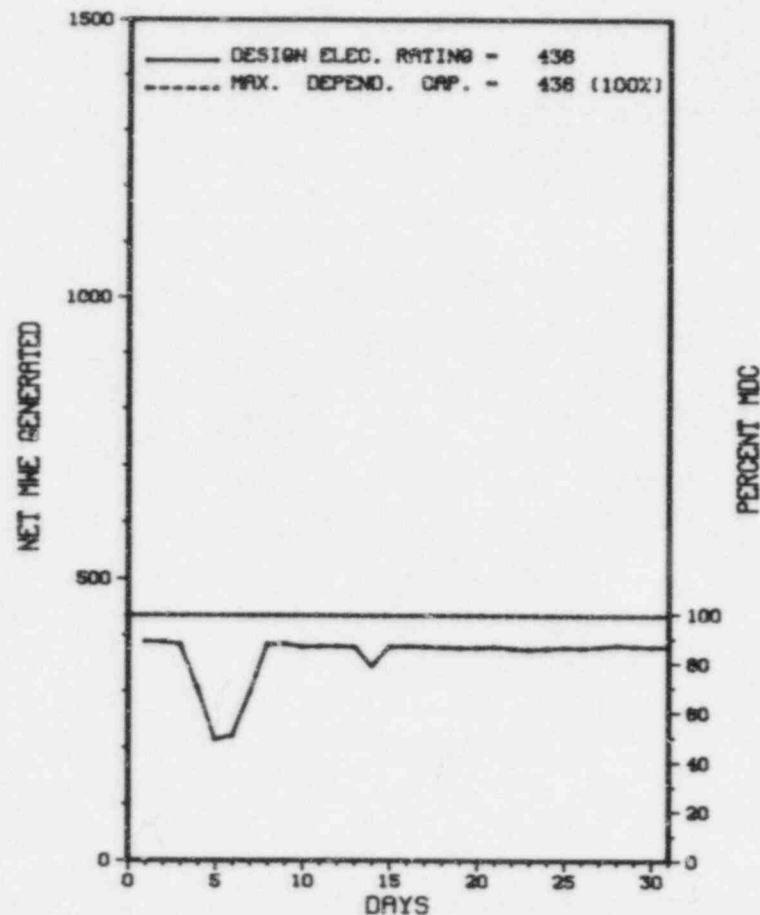
26. Shutdowns Sched Over Next 6 Months (Type, Date, Duration):

MAINTENANCE & REPAIRS: 08/23/85 - 1 WEEK

27. If Currently Shutdown Estimated Startup Date: N/A

* SAN ONOFRE 1 *

AVERAGE DAILY POWER LEVEL (MWe) PLOT
SAN ONOFRE 1



JULY 1985

 * SAN ONOFRE 1 *

UNIT SHUTDOWNS / REDUCTIONS

Report Period JUL 1985

No.	Date	Type	Hours	Reason	Method	LER Number	System Component	Cause & Corrective Action to Prevent Recurrence
88	07/04/85	F	0.0	B	5		KE P	REDUCED POWER TO INVESTIGATE NORTH CIRCULATING WATER PUMP VIBRATION, AND FLUCTUATING MOTOR AMPERAGE.

SAN ONOFRE 1 OPERATED WITH 1 REDUCTION DURING JULY.

 * SUMMARY *

Type	Reason	Method	System & Component
F-Forced	A-Equip Failure	1-Manual	Exhibit F & H
S-Sched	B-Maint or Test	2-Manual Scram	Instructions for
	C-Refueling	3-Auto Scram	Preparation of
	D-Regulatory Restriction	4-Continued	Data Entry Sheet
	E-Operator Training	5-Reduced Load	Licensee Event Report
	& License Examination	9-Other	(LER) File (NUREG-0161)

* SAN ONOFRE 1 *

FACILITY DATA

Report Period JUL 1985

FACILITY DESCRIPTION

LOCATION
STATE.....CALIFORNIA
COUNTY.....SAN DIEGO
DIST AND DIRECTION FROM
NEAREST POPULATION CTR...5 MI S OF
SAN CLEMENTE, CA
TYPE OF REACTOR.....PWR
DATE INITIAL CRITICALITY...JUNE 14, 1967
DATE ELEC ENER 1ST GENER...JULY 16, 1967
DATE COMMERCIAL OPERATE...JANUARY 1, 1968
CONDENSER COOLING METHOD...ONCE THRU
CONDENSER COOLING WATER...PACIFIC OCEAN
ELECTRIC RELIABILITY
COUNCIL.....WESTERN SYSTEMS
COORDINATING COUNCIL

UTILITY & CONTRACTOR INFORMATION

UTILITY
LICENSEE.....SOUTHERN CALIFORNIA EDISON
CORPORATE ADDRESS.....2244 WALNUT GROVE AVENUE
ROSEMEAD, CALIFORNIA 91770
CONTRACTOR
ARCHITECT/ENGINEER.....BECHTEL
NUC STEAM SYS SUPPLIER...WESTINGHOUSE
CONSTRUCTOR.....BECHTEL
TURBINE SUPPLIER.....WESTINGHOUSE

REGULATORY INFORMATION

IE REGION RESPONSIBLE.....V
IE RESIDENT INSPECTOR.....A. DANGELO
LICENSING PROJ MANAGER....W. PAULSON
DOCKET NUMBER.....50-206
LICENSE & DATE ISSUANCE...DPR-13, MARCH 27, 1967
PUBLIC DOCUMENT ROOM.....SAN CLEMENTE BRANCH LIBRARY
242 AVENIDA DEL MAR
SAN CLEMENTE, CALIFORNIA 92672

INSPECTION STATUS

INSPECTION SUMMARY

+ INSPECTION ON MARCH 23 - MAY 21, 1985 (REPORT NO. 50-206/85-14) AREAS INSPECTED: ROUTINE, RESIDENT INSPECTION OF OPERATIONS PROGRAM INCLUDING THE FOLLOWING AREAS: OPERATIONAL SAFETY VERIFICATION, EVALUATION OF PLANT TRIPS AND EVENTS, MONTHLY SURVEILLANCE ACTIVITIES, MONTHLY MAINTENANCE ACTIVITIES, REFUELING ACTIVITIES, INDEPENDENT INSPECTION, LICENSEE EVENT REPORT REVIEW AND FOLLOWUP OF PREVIOUSLY IDENTIFIED ITEMS. THE INSPECTION INVOLVED 329 INSPECTOR-HOURS ONSITE BY FOUR NRC INSPECTOR.

RESULTS: NO ITEMS OF NONCOMPLIANCE OR DEVIATIONS WERE IDENTIFIED.

+ INSPECTION ON MAY 22 - JULY 26, 1985 (REPORT NO. 50-206/85-20) AREAS INSPECTED: ROUTINE, RESIDENT INSPECTION OF OPERATIONS PROGRAM INCLUDING THE FOLLOWING AREAS: OPERATIONAL SAFETY VERIFICATION, EVALUATION OF PLANT TRIPS AND EVENTS, MONTHLY SURVEILLANCE ACTIVITIES, MONTHLY MAINTENANCE ACTIVITIES, ENGINEERED SAFETY FEATURE WALKDOWN, REFUELING ACTIVITIES, INDEPENDENT INSPECTION, LICENSEE EVENT REPORT REVIEW AND FOLLOWUP OF PREVIOUSLY IDENTIFIED ITEMS. THE INSPECTION INVOLVED 111 INSPECTOR-HOURS ONSITE BY FIVE NRC INSPECTORS.

RESULTS: OF THE NINE AREAS EXAMINED, ONE VIOLATION WAS IDENTIFIED: FAILURE TO FOLLOW AN APPROVED STATION PROCEDURE.

+ INSPECTION ON JUNE 24 - JULY 18, 1985 (REPORT NO. 50-206/85-22) REPORT BEING PREPARED; TO BE REPORTED NEXT MONTH.

+ INSPECTION ON AUGUST 12-16, 1985 (REPORT NO. 50-206/85-23) REPORT BEING PREPARED; TO BE REPORTED NEXT MONTH.

SAN ONFRE 1

- + INSPECTION ON AUGUST 5-9, 1985 (REPORT NO. 50-206/85-24) REPORT BEING PREPARED; TO BE REPORTED NEXT MONTH.
- + INSPECTION ON SEPTEMBER 23-27, 1985 (REPORT NO. 50-206/85-25) REPORT BEING PREPARED; TO BE REPORTED AT A LATER DATE.
- + INSPECTION ON JULY 22 - AUGUST 31, 1985 (REPORT NO. 50-206/85-26) REPORT BEING PREPARED; TO BE REPORTED NEXT MONTH.
- + INSPECTION ON JULY 22-26, 1985 (REPORT NO. 50-206/85-27) REPORT BEING PREPARED; TO BE REPORTED NEXT MONTH.
- + INSPECTION ON JULY 29 - AUGUST 29, 1985 (REPORT NO. 50-206/85-28) REPORT BEING PREPARED; TO BE REPORTED NEXT MONTH.

CONTRARY TO 10 CFR 50 APPENDIX B CRITERION III AND ASME SECTION XI INB 7600, INA 7210 CARBON STEEL BODY TO BONNET STUDS WERE REPLACED WITH LOWER STRENGTH STAINLESS STEEL STUDS WITHOUT PERFORMING A DESIGN RECONCILIATION TO DETERMINE IF THE NEW MATERIAL WOULD BE SATISFACTORY FOR SERVICE.

SYSTEMS AND COMPONENT PROBLEMS:
NONE

FACILITY ITEMS (PLANS AND PROCEDURES):
NONE

MANAGERIAL ITEMS:
NONE

THE UNIT CONTINUED OPERATION IN THIS REPORTING PERIOD.

INSPECTION REPORT NO: 50-206/85-25+

* SAN ONOFRE 1 *

R E P O R T S F R O M L I C E N S E E

Report Period JUL 1985

NUMBER DATE OF DATE OF SUBJECT
 EVENT REPORT

NONE

THIS PAGE INTENTIONALLY LEFT BLANK

1. Docket: 50-361 O P E R A T I N G S T A T U S

2. Reporting Period: 07/01/85 Outage + On-line Hrs: 744.0

3. Utility Contact: M. J. FARRELL (714) 492-7700 X56739

4. Licensed Thermal Power (MWt): 3410

5. Nameplate Rating (Gross MWe): 1127

6. Design Electrical Rating (Net MWe): 1070

7. Maximum Dependable Capacity (Gross MWe): 1127

8. Maximum Dependable Capacity (Net MWe): 1070

9. If Changes Occur Above Since last Report, Give Reasons:

10. Power Level To Which Restricted, If Any (Net MWe):

11. Reasons for Restrictions, If Any:

NONE

	MONTH	YEAR	CUMULATIVE
12. Report Period Hrs	<u>744.0</u>	<u>5,087.0</u>	<u>17,376.0</u>
13. Hours Reactor Critical	<u>744.0</u>	<u>2,414.5</u>	<u>10,299.6</u>
14. Rx Reserve Shtdwn Hrs	<u>.0</u>	<u>.0</u>	<u>.0</u>
15. Hrs Generator On-Line	<u>744.0</u>	<u>2,378.0</u>	<u>10,110.4</u>
16. Unit Reserve Shtdwn Hrs	<u>.0</u>	<u>.0</u>	<u>.0</u>
17. Gross Therm Ener (MWH)	<u>2,492,170</u>	<u>7,443,664</u>	<u>32,521,947</u>
18. Gross Elec Ener (MWH)	<u>831,258</u>	<u>2,491,253</u>	<u>10,981,128</u>
19. Net Elec Ener (MWH)	<u>793,164</u>	<u>2,328,858</u>	<u>10,371,794</u>
20. Unit Service Factor	<u>100.0</u>	<u>46.7</u>	<u>58.2</u>
21. Unit Avail Factor	<u>100.0</u>	<u>46.7</u>	<u>58.2</u>
22. Unit Cap Factor (MDC Net)	<u>99.6</u>	<u>42.8</u>	<u>55.8</u>
23. Unit Cap Factor (DER Net)	<u>99.6</u>	<u>42.8</u>	<u>55.8</u>
24. Unit Forced Outage Rate	<u>.0</u>	<u>4.8</u>	<u>4.1</u>
25. Forced Outage Hours	<u>.0</u>	<u>119.4</u>	<u>429.0</u>
26. Shutdowns Sched Over Next 6 Months (Type, Date, Duration):			

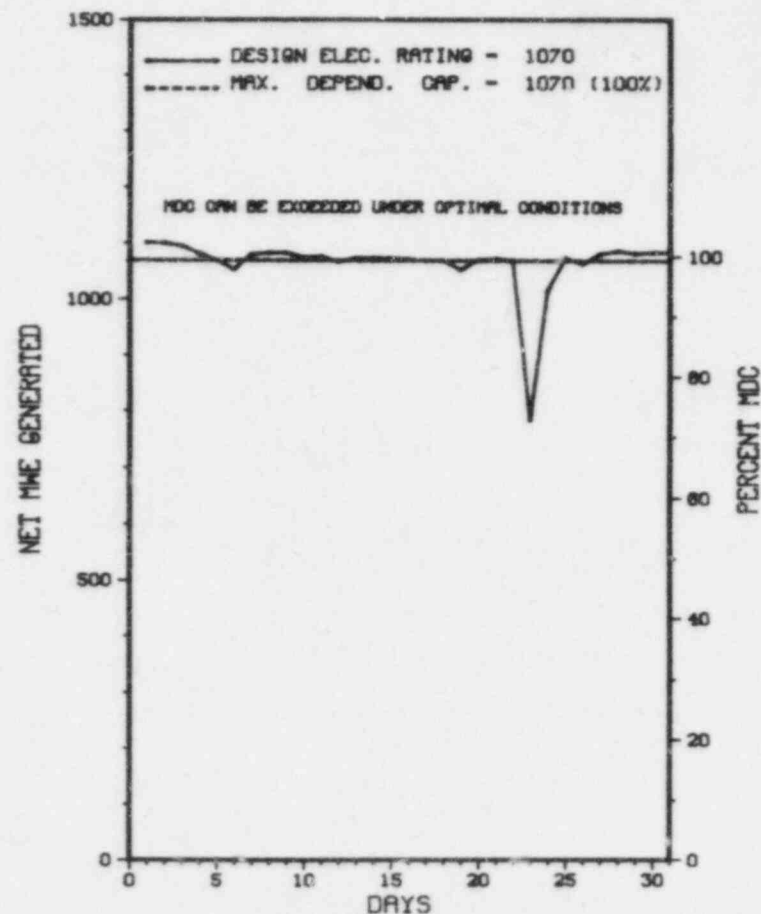
NONE

27. If Currently Shutdown Estimated Startup Date: N/A

* SAN ONOFRE 2 *

AVERAGE DAILY POWER LEVEL (MWe) PLOT

SAN ONOFRE 2



JULY 1985

Report Period JUL 1985

UNIT SHUTDOWNS / REDUCTIONS

 * SAN ONOFRE 2 *

No.	Date	Type	Hours	Reason	Method	LER Number	System Component	Cause & Corrective Action to Prevent Recurrence
15	07/23/85	S	0.0	B	5		TC PSF	POWER REDUCTION TO FACILITATE REPAIR OF STEAM LEAK ON HIGH PRESSURE SEALING STEAM LINE TO HIGH PRESSURE TURBINE.

 * SUMMARY *

 SAN ONOFRE 2 OPERATED AT FULL POWER WITH 1 REDUCTION DURING JULY.

Type	Reason	Method	System & Component
F-Forced	A-Equip Failure	1-Manual	Exhibit F & H
S-Sched	B-Maint or Test	2-Manual Scram	Instructions for
	C-Refueling	3-Auto Scram	Preparation of
	D-Regulatory Restriction	4-Continued	Data Entry Sheet
	E-Operator Training	5-Reduced Load	Licensee Event Report
	& License Examination	9-Other	(LER) File (NUREG-0161)

* SAN ONOFRE 2 *

FACILITY DATA

Report Period JUL 1985

FACILITY DESCRIPTION

LOCATION
STATE.....CALIFORNIA
COUNTY.....SAN DIEGO
DIST AND DIRECTION FROM
NEAREST POPULATION CTR...5 MI S OF
SAN CLEMENTE, CA
TYPE OF REACTOR.....PWR
DATE INITIAL CRITICALITY...JULY 26, 1982
DATE ELEC ENER 1ST GENER...SEPTEMBER 20, 1982
DATE COMMERCIAL OPERATE...AUGUST 8, 1983
CONDENSER COOLING METHOD...ONCE THRU
CONDENSER COOLING WATER...PACIFIC OCEAN
ELECTRIC RELIABILITY
COUNCIL.....WESTERN SYSTEMS
COORDINATING COUNCIL

UTILITY & CONTRACTOR INFORMATION

UTILITY
LICENSEE.....SOUTHERN CALIFORNIA EDISON
CORPORATE ADDRESS.....P.O. BOX 800
ROSEMEAD, CALIFORNIA 91770
CONTRACTOR
ARCHITECT/ENGINEER.....BECHTEL
NUC STEAM SYS SUPPLIER...COMBUSTION ENGINEERING
CONSTRUCTOR.....BECHTEL
TURBINE SUPPLIER.....GENERAL ELECTRIC COM (ENG VERSION)

REGULATORY INFORMATION

IE REGION RESPONSIBLE.....V
IE RESIDENT INSPECTOR.....R. HUEY
LICENSING PROJ MANAGER.....H. ROOD
DOCKET NUMBER.....50-361
LICENSE & DATE ISSUANCE...NPF-10, SEPTEMBER 7, 1982
PUBLIC DOCUMENT ROOM.....SAN CLEMENTE LIBRARY
242 AVENIDA DEL MAR
SAN CLEMENTE, CALIFORNIA

INSPECTION STATUS

INSPECTION SUMMARY

+ INSPECTION ON MARCH 23 - MAY 21, 1985 (REPORT NO. 50-361/85-13) AREAS INSPECTED: ROUTINE, RESIDENT INSPECTION OF OPERATIONS PROGRAM INCLUDING THE FOLLOWING AREAS: OPERATIONAL SAFETY VERIFICATION, EVALUATION OF PLANT TRIPS AND EVENTS, MONTHLY SURVEILLANCE ACTIVITIES, MONTHLY MAINTENANCE ACTIVITIES, REFUELING ACTIVITIES, INDEPENDENT INSPECTION, LICENSEE EVENT REPORT REVIEW AND FOLLOWUP OF PREVIOUSLY IDENTIFIED ITEMS. THE INSPECTION INVOLVED 412 INSPECTOR-HOURS ONSITE BY FOUR NRC INSPECTORS.

RESULTS: OF THE EIGHT AREAS EXAMINED, ONE VIOLATION WAS IDENTIFIED: FAILURE TO COMPLY WITH TECHNICAL SPECIFICATION SURVEILLANCE REQUIREMENTS. ONE DEVIATION WAS ALSO IDENTIFIED: FAILURE TO MEET A FINAL SAFETY ANALYSIS REPORT COMMITMENT TO MAINTAIN SHUTDOWN COOLING SYSTEM ELECTRICAL ALIGNMENT.

+ INSPECTION ON MAY 22 - JULY 26, 1985 (REPORT NO. 50-361/85-19) AREAS INSPECTED: ROUTINE, RESIDENT INSPECTION OF OPERATIONS PROGRAM INCLUDING THE FOLLOWING AREAS: OPERATIONAL SAFETY VERIFICATION, EVALUATION OF PLANT TRIPS AND EVENTS, MONTHLY SURVEILLANCE ACTIVITIES, MONTHLY MAINTENANCE ACTIVITIES, ENGINEERED SAFETY FEATURE WALKDOWN, REFUELING ACTIVITIES, INDEPENDENT INSPECTION, LICENSEE EVENT REPORT REVIEW AND FOLLOWUP OF PREVIOUSLY IDENTIFIED ITEMS. THE INSPECTION INVOLVED 232 INSPECTOR-HOURS ONSITE BY FIVE NRC INSPECTORS.

RESULTS: NO ITEMS OF NONCOMPLIANCE OR DEVIATIONS WERE IDENTIFIED.

+ INSPECTION ON JUNE 24 - JULY 18, 1985 (REPORT NO. 50-361/85-21) REPORT BEING PREPARED; TO BE REPORTED NEXT MONTH.

Report Period JUL 1985

INSPECTION STATUS - (CONTINUED)

* SAN ONOFRE 2 *

INSPECTION SUMMARY

- + INSPECTION ON AUGUST 12-23, 1985 (REPORT NO. 50-361/85-22) REPORT BEING PREPARED; TO BE REPORTED NEXT MONTH.
- + INSPECTION ON JULY 2-12, 1985 (REPORT NO. 50-361/85-23) SUMMARY: THIS IN-OFFICE INSPECTION WAS CONDUCTED TO REVIEW THE RESULTS OBTAINED FOR A TEST SAMPLE PROVIDED BY THE NRC.
- RESULTS: NO ITEMS OF NONCOMPLIANCE OR DEVIATIONS WERE IDENTIFIED.
- + INSPECTION ON AUGUST 12-16, 1985 (REPORT NO. 50-361/85-24) REPORT BEING PREPARED; TO BE REPORTED NEXT MONTH.
- + INSPECTION ON AUGUST 5-9, 1985 (REPORT NO. 50-361/85-25) REPORT BEING PREPARED; TO BE REPORTED NEXT MONTH.
- + INSPECTION ON JULY 22-26, 1985 (REPORT NO. 50-361/85-26) REPORT BEING PREPARED; TO BE REPORTED NEXT MONTH.
- + INSPECTION ON JULY 29 - AUGUST 29, 1985 (REPORT NO. 50-361/85-27) REPORT BEING PREPARED; TO BE REPORTED NEXT MONTH.

ENFORCEMENT SUMMARY

NONE

OTHER ITEMS

SYSTEMS AND COMPONENT PROBLEMS:

NONE

FACILITY ITEMS (PLANS AND PROCEDURES):

NONE

MANAGERIAL ITEMS:

NONE

PLANT STATUS:

- + THE UNIT CONTINUED OPERATION DURING THE MONTH OF JUNE.

LAST IE SITE INSPECTION DATE: 07/29-08/29/85+

INSPECTION REPORT NO: 50-361/85-27+

Report Period JUL 1985

REPORTS FROM LICENSEE

XXXXXXXXXXXXXXXXXXXXXXXXXXXXXXXXXXXX
X SAN ONOFRE 2 X
XXXXXXXXXXXXXXXXXXXXXXXXXXXXXXXXXXXX

NUMBER	DATE OF EVENT	DATE OF REPORT	SUBJECT
--------	------------------	-------------------	---------

NONE

=====

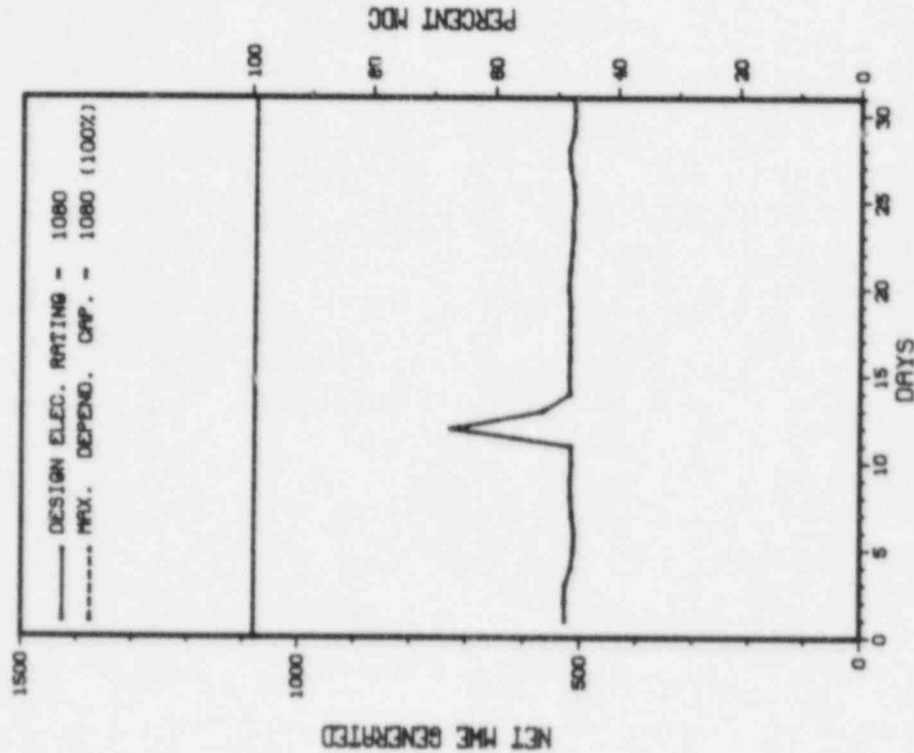
THIS PAGE INTENTIONALLY LEFT BLANK

1. Docket: 50-362 OPERATING STATUS
2. Reporting Period: 07/01/85 Outage + On-line Hrs: 744.0
3. Utility Contact: M. J. FARRELL (714) 492-7700 X56739
4. Licensed Thermal Power (MWh): 3390
5. Nameplate Rating (Gross MWe): 1127
6. Design Electrical Rating (Net MWe): 1080
7. Maximum Dependable Capacity (Gross MWe): 1127
8. Maximum Dependable Capacity (Net MWe): 1080
9. If Changes Occur Above Since Last Report, Give Reasons:
NONE
10. Power Level To Which Restricted, If Any (Net MWe):
11. Reasons for Restrictions, If Any:

	MONTH	YEAR	CUMULATIVE
12. Report Period Hrs	744.0	5,087.0	11,687.0
13. Hours Reactor Critical	744.0	3,713.8	8,109.0
14. Rx Reserve Shtdwn Hrs	.0	.0	.0
15. Hrs Generator On-Line	744.0	3,633.4	7,739.3
16. Unit Reserve Shtdwn Hrs	.0	.0	.0
17. Gross Therm Ener (MMH)	1,416.333	2,996.998	22,912.965
18. Gross Elec Ener (MMH)	429.410	3,364.616	7,731.446
19. Net Elec Ener (MMH)	392.279	3,146.812	7,247.182
20. Unit Service Factor	100.0	71.4	66.2
21. Unit Avail Factor	100.0	71.4	66.2
22. Unit Cap Factor (MDC Net)	48.8	57.3	57.4
23. Unit Cap Factor (DER Net)	48.8	57.3	57.4
24. Unit Forced Outage Rate	.0	27.3	15.8
25. Forced Outage Hours	.0	1,365.6	1,448.9
26. Shutdowns Sched Over Next 6 Months (Type, Date, Duration):			
	<u>NONE</u>		
27. If Currently Shutdown Estimated Startup Date:	<u>N/A</u>		

 X SAN ONOFRE 3 X

 AVERAGE DAILY POWER LEVEL (MWe) PLOT
 SAN ONOFRE 3



JULY 1985

 * SAN ONOFRE 3 *

UNIT SHUTDOWNS / REDUCTIONS

Report Period JUL 1985

No.	Date	Type	Hours	Reason	Method	LER Number	System Component	Cause & Corrective Action to Prevent Recurrence
21	07/13/85	S	0.0	F	5			POWER REDUCTION TO 55% TO PROLONG UNIT'S INITIAL CORE AND DEFER COMMENCEMENT OF CYCLE 1 REFUELING OUTAGE UNTIL SEPTEMBER 1985.

SAN ONOFRE 3 OPERATED WITH 1 REDUCTION DURING JULY.

 * SUMMARY *

Type	Reason	Method	System & Component
F-Forced	A-Equip Failure	1-Manual	Exhibit F & H
S-Sched	B-Maint or Test	2-Manual Scram	Instructions for
	C-Refueling	3-Auto Scram	Preparation of
	D-Regulatory Restriction	4-Continued	Data Entry Sheet
	E-Operator Training	5-Reduced Load	Licensee Event Report
	& License Examination	9-Other	(LER) File (NUREG-0161)

* SAN ONOFRE 3 *

FACILITY DATA

Report Period JUL 1985

FACILITY DESCRIPTION

LOCATION
STATE.....CALIFORNIA
COUNTY.....SAN DIEGO
DIST AND DIRECTION FROM
NEAREST POPULATION CTR...5 MI S OF
SAN CLEMENTE, CA
TYPE OF REACTOR.....PWR
DATE INITIAL CRITICALITY...AUGUST 29, 1983
DATE ELEC ENER 1ST GENER...SEPTEMBER 25, 1983
DATE COMMERCIAL OPERATE...APRIL 1, 1984
CONDENSER COOLING METHOD...ONCE THRU
CONDENSER COOLING WATER...PACIFIC OCEAN
ELECTRIC RELIABILITY
COUNCIL.....WESTERN SYSTEMS
COORDINATING COUNCIL

UTILITY & CONTRACTOR INFORMATION

UTILITY
LICENSEE.....SOUTHERN CALIFORNIA EDISON
CORPORATE ADDRESS.....P.O. BOX 800
ROSEMEAD, CALIFORNIA 91770
CONTRACTOR
ARCHITECT/ENGINEER.....BECHTEL
NUC STEAM SYS SUPPLIER...COMBUSTION ENGINEERING
CONSTRUCTOR.....BECHTEL
TURBINE SUPPLIER.....GENERAL ELECTRIC COM (ENG VERSION)

REGULATORY INFORMATION

IE REGION RESPONSIBLE.....V
IE RESIDENT INSPECTOR.....R. HUEY
LICENSING PROJ MANAGER.....H. ROOD
DOCKET NUMBER.....50-362
LICENSE & DATE ISSUANCE...NPF-15, NOVEMBER 15, 1982
PUBLIC DOCUMENT ROOM.....SAN CLEMENTE LIBRARY
242 AVENIDA DEL MAR
SAN CLEMENTE, CALIFORNIA

INSPECTION STATUS

INSPECTION SUMMARY

+ INSPECTION ON MARCH 23 - MAY 21, 1985 (REPORT NO. 50-362/85-12) AREAS INSPECTED: ROUTINE, RESIDENT INSPECTION OF OPERATIONS PROGRAM INCLUDING THE FOLLOWING AREAS: OPERATIONAL SAFETY VERIFICATION, EVALUATION OF PLANT TRIPS AND EVENTS, MONTHLY SURVEILLANCE ACTIVITIES, MONTHLY MAINTENANCE ACTIVITIES, REFUELING ACTIVITIES, INDEPENDENT INSPECTION, LICENSEE EVENT REPORT REVIEW AND FOLLOWUP OF PREVIOUSLY IDENTIFIED ITEMS. THE INSPECTION INVOLVED 300 INSPECTOR-HOURS ONSITE BY FOUR NRC INSPECTORS.

RESULTS: OF THE EIGHT AREAS EXAMINED, TWO VIOLATIONS WERE IDENTIFIED: (1) FAILURE TO COMPLY WITH TECHNICAL SPECIFICATION SURVEILLANCE REQUIREMENTS; AND (2) FAILURE TO FOLLOW APPROVED STATION PROCEDURES.

+ INSPECTION ON MAY 22 - JULY 26, 1985 (REPORT NO. 50-362/85-18) AREAS INSPECTED: ROUTINE, RESIDENT INSPECTION OF OPERATIONS PROGRAM INCLUDING THE FOLLOWING AREAS: OPERATIONAL SAFETY VERIFICATION, EVALUATION OF PLANT TRIPS AND EVENTS, MONTHLY SURVEILLANCE ACTIVITIES, MONTHLY MAINTENANCE ACTIVITIES, ENGINEERED SAFETY FEATURE WALKDOWN, REFUELING ACTIVITIES, INDEPENDENT INSPECTION, LICENSEE EVENT REPORT REVIEW AND FOLLOWUP OF PREVIOUSLY IDENTIFIED ITEMS. THE INSPECTION INVOLVED 173 INSPECTOR-HOURS ONSITE BY FIVE NRC INSPECTORS.

RESULTS: NO ITEMS OF NONCOMPLIANCE OR DEVIATIONS WERE IDENTIFIED.

+ INSPECTION ON JUNE 24 - JULY 18, 1985 (REPORT NO. 50-362/85-20) REPORT BEING PREPARED; TO BE REPORTED NEXT MONTH.

+ INSPECTION ON AUGUST 12-23, 1985 (REPORT NO. 50-362/85-21) REPORT BEING PREPARED; TO BE REPORTED NEXT MONTH.

Report Period JUL 1985

INSPECTION STATUS - (CONTINUED)

XXXXXXXXXXXXXXXXXXXXXXXXXXXXXXXXXXXX
X SAN ONOFRE 3
XXXXXXXXXXXXXXXXXXXXXXXXXXXXXXXXXXXX

INSPECTION SUMMARY

+ INSPECTION ON JULY 2-12, 1985 (REPORT NO. 50-362/85-22) SUMMARY: THIS IN-OFFICE INSPECTION WAS CONDUCTED TO REVIEW THE RESULTS OBTAINED FOR A TEST SAMPLE PROVIDED BY THE NRC.

RESULTS: NO ITEMS OF NONCOMPLIANCE OR DEVIATIONS WERE IDENTIFIED.

+ INSPECTION ON AUGUST 12-16, 1985 (REPORT NO. 50-362/85-23) REPORT BEING PREPARED; TO BE REPORTED NEXT MONTH.

+ INSPECTION ON AUGUST 5-9, 1985 (REPORT NO. 50-362/85-24) REPORT BEING PREPARED; TO BE REPORTED NEXT MONTH.

+ INSPECTION ON JULY 22-26, 1985 (REPORT NO. 50-362/85-25) REPORT BEING PREPARED; TO BE REPORTED NEXT MONTH.

+ INSPECTION ON JULY 29 - AUGUST 29, 1985 (REPORT NO. 50-362/85-26) REPORT BEING PREPARED; TO BE REPORTED NEXT MONTH.

ENFORCEMENT SUMMARY

NONE

OTHER ITEMS

SYSTEMS AND COMPONENT PROBLEMS:

NONE

FACILITY ITEMS (PLANS AND PROCEDURES):

NONE

MANAGERIAL ITEMS:

NONE

PLANT STATUS:

+ THE UNIT CONTINUED IN SERVICE AT REDUCED-POWER (55%) IN ORDER TO EXTEND OPERATING TIME PRIOR TO THE REFUELING OUTAGE.

LAST IE SITE INSPECTION DATE: 07/29-08/29/85+

INSPECTION REPORT NO: 50-362/85-26+

Report Period JUL 1985

REPORTS FROM LICENSEE

* SAN ONOFRE 3 *

NUMBER	DATE OF EVENT	DATE OF REPORT	SUBJECT
--------	------------------	-------------------	---------

NONE			
=====			

THIS PAGE INTENTIONALLY LEFT BLANK

1. Docket: 58-327 O P E R A T I N G S T A T U S

2. Reporting Period: 07/01/85 Outage + On-line Hrs: 744.0

3. Utility Contact: MIKE EDDINGS (615) 870-6248

4. Licensed Thermal Power (MWe): 3411

5. Nameplate Rating (Gross MWe): 1220

6. Design Electrical Rating (Net MWe): 1148

7. Maximum Dependable Capacity (Gross MWe): 1183

8. Maximum Dependable Capacity (Net MWe): 1148

9. If Changes Occur Above Since Last Report, Give Reasons: NONE

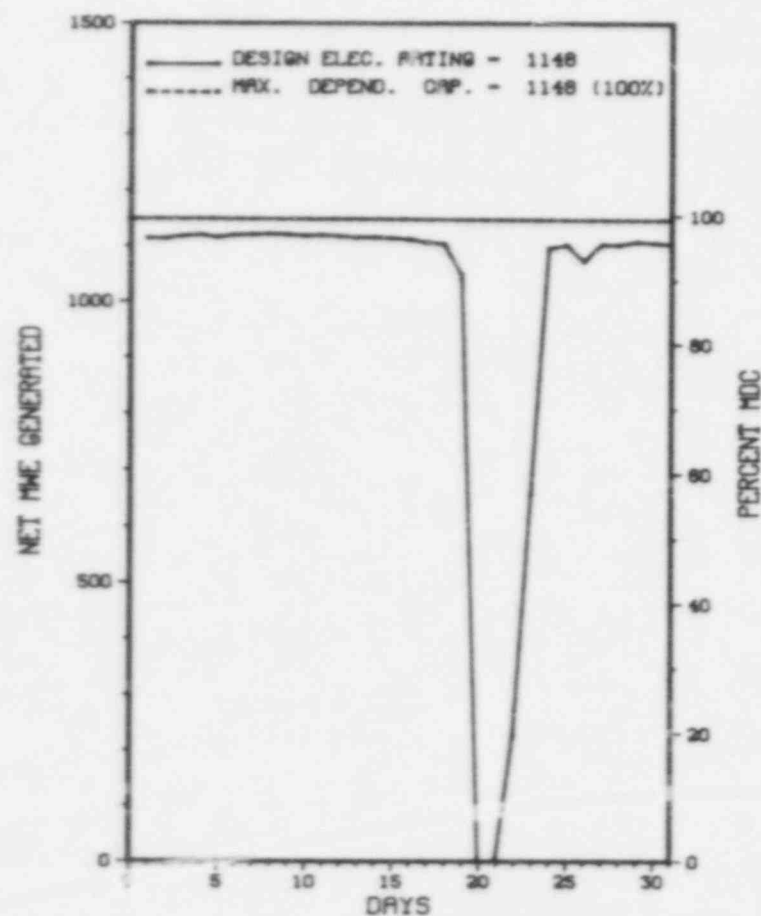
10. Power Level To Which Restricted, If Any (Net MWe): _____

11. Reasons for Restrictions, If Any NONE

	MONTH	YEAR	CUMULATIVE
12. Report Period Hrs	<u>744.0</u>	<u>5,087.0</u>	<u>35,808.0</u>
13. Hours Reactor Critical	<u>691.9</u>	<u>3,269.2</u>	<u>23,916.7</u>
14. Rx Reserve Shtdn Hrs	<u>.0</u>	<u>.0</u>	<u>.0</u>
15. Hrs Generator On-Line	<u>670.6</u>	<u>3,234.3</u>	<u>23,343.1</u>
16. Unit Reserve Shtdn Hrs	<u>.0</u>	<u>.0</u>	<u>.0</u>
17. Gross Therm Ener (MMH)	<u>2,206,078</u>	<u>10,603,302</u>	<u>75,280,937</u>
18. Gross Elec Ener (MMH)	<u>742,300</u>	<u>3,643,040</u>	<u>25,381,456</u>
19. Net Elec Ener (MMH)	<u>716,172</u>	<u>3,494,071</u>	<u>24,375,701</u>
20. Unit Service Factor	<u>90.1</u>	<u>63.6</u>	<u>65.2</u>
21. Unit Avail Factor	<u>90.1</u>	<u>63.6</u>	<u>65.2</u>
22. Unit Cap Factor (MDC Net)	<u>83.8</u>	<u>59.8</u>	<u>59.3</u>
23. Unit Cap Factor (DER Net)	<u>83.8</u>	<u>59.8</u>	<u>59.3</u>
24. Unit Forced Outage Rate	<u>9.9</u>	<u>12.4</u>	<u>18.4</u>
25. Forced Outage Hours	<u>73.4</u>	<u>459.5</u>	<u>5,267.0</u>
26. Shutdowns Sched Over Next 6 Months (Type, Date, Duration): <u>REFUEL/MODIFICATION - SEPT. 27, 1985 - 51 DAYS</u>			
27. If Currently Shutdown Estimated Startup Date: <u>N/A</u>			

X SEQUOYAH 1 X

AVERAGE DAILY POWER LEVEL (MWe) PLOT
SEQUOYAH 1



JULY 1985

Report Period JUL 1985

UNIT SHUTDOWNS / REDUCTIONS

* SEQUOYAH 1 *

No.	Date	Days	Hours	Reason	Method	LER Number	System Component	Cause & Corrective Action to Prevent Recurrence
4	07/19/85	F	73.4	A	3			LO-LO LEVEL NO. 3 STEAM GENERATOR.

SEQUOYAH 1 OPERATED WITH 1 OUTAGE FOR EQUIPMENT FAILURE IN JULY.

* SUMMARY *

Type	Reason	Method	System & Component
F-Forced	A-Equip Failure	1-Manual	Exhibit F & H
S-Sched	B-Maint or Test	2-Manual Scram	Instructions for
	C-Refueling	3-Auto Scram	Preparation of
	D-Regulatory Restriction	4-Continued	Data Entry Sheet
	E-Operator Training	5-Reduced Load	Licensee Event Report
		9-Other	(LER) File (NUREG-0161)

M SEQUOYAH 1

F A C I L I T Y D A T A

Report Period JUL 1985

FACILITY DESCRIPTION

LOCATION
STATE.....TENNESSEE
COUNTY.....HAMILTON
DIST AND DIRECTION FROM
NEAREST POPULATION CTR....9.5 MI NE OF
CHATTANOOGA, TN
TYPE OF REACTOR.....PWR
DATE INITIAL CRITICALITY.....JULY 5, 1980
DATE ELEC ENER 1ST GENER.....JULY 22, 1980
DATE COMMERCIAL OPERATE.....JULY 1, 1981
CONDENSER COOLING METHOD....ONCE THRU
CONDENSER COOLING WATER....CHICKAMAUGA LAKE
ELECTRIC RELIABILITY
COUNCIL.....SOUTHEASTERN ELECTRIC
RELIABILITY COUNCIL

UTILITY & CONTRACTOR INFORMATION

UTILITY
LICENSEE.....TENNESSEE VALLEY AUTHORITY
CORPORATE ADDRESS.....500A CHESTNUT STREET TOWER II
CHATTANOOGA, TENNESSEE 37401
CONTRACTOR
ARCHITECT/ENGINEER.....TENNESSEE VALLEY AUTHORITY
MUC STEAM SYS SUPPLIER...WESTINGHOUSE
CONSTRUCTOR.....TENNESSEE VALLEY AUTHORITY
TURBINE SUPPLIER.....WESTINGHOUSE

REGULATORY INFORMATION

IE REGION RESPONSIBLE.....II
IE RESIDENT INSPECTOR.....E. FORD
LICENSING PROJ MANAGER.....C. STAHL
DOCKET NUMBER.....50-327
LICENSE & DATE ISSUANCE....DPR-77, SEPTEMBER 17, 1980
PUBLIC DOCUMENT ROOM.....CHATTANOOGA - HAMILTON BICENTENNIAL LIBRARY
1001 BROAD STREET
CHATTANOOGA, TENNESSEE 37402

I N S P E C T I O N S T A T U S

INSPECTION SUMMARY

* INSPECTION MAY 6 - JUNE 5 (85-17): THIS ROUTINE, ANNOUNCED INSPECTION INVOLVED 208 RESIDENT INSPECTOR-HOURS ONSITE IN THE AREAS OF OPERATIONAL SAFETY VERIFICATION INCLUDING OPERATIONS PERFORMANCE, SYSTEM LINEUPS, RADIATION PROTECTION, SECURITY AND HOUSEKEEPING INSPECTIONS; ESF WALKDOWN; SURVEILLANCE AND MAINTENANCE OBSERVATIONS; REVIEW OF PREVIOUS INSPECTION FINDINGS; FOLLOWUP OF EVENTS; REVIEW OF LICENSEE IDENTIFIED ITEMS; AND IN-OFFICE REVIEW BY THE REGIONAL STAFF. IN THE AREAS INSPECTED, FOUR VIOLATIONS WERE IDENTIFIED. (1) FAILURE TO ESTABLISH ADEQUATE PROCEDURES FOR: (A) TESTS OF DIESEL GENERATOR RELAYS; (B) LIMIT SWITCH ADJUSTMENTS FOR MOTOR OPERATED VALVES; AND (C) FILL AND VENT OF THE REACTOR VESSEL LEVEL INDICATION SYSTEM. (2) FAILURE TO FOLLOW A RADIATION PROTECTION PROCEDURE. (3) FAILURE TO FOLLOW PROCEDURE FOR SURVEILLANCE TESTING OF THE EMERGENCY DIESEL GENERATOR. (4) FAILURE TO FOLLOW PROCEDURE FOR INSTALLATION OF INTERCELL SPACERS FOR VITAL BATTERY V.

INSPECTION MAY 8 (85-19): THIS SPECIAL, ANNOUNCED INSPECTION ENTAILED 3 INSPECTOR-HOURS ONSITE REVIEWING THE CIRCUMSTANCES OF A LICENSEE-REPORTED PHYSICAL SECURITY EVENT. ONE VIOLATION WAS IDENTIFIED RELATING TO FAILURE TO PROVIDE POSITIVE ACCESS CONTROL TO A VITAL AREA.

INSPECTION JUNE 3-7 (85-21): THIS ROUTINE, UNANNOUNCED INSPECTION ENTAILED 36 INSPECTOR-HOURS ONSITE IN THE AREAS OF LICENSEE ACTION ON PREVIOUS ENFORCEMENT MATTERS, DESIGN CHANGES AND MODIFICATIONS PROGRAM, TEST AND EXPERIMENTS PROGRAM, AND LICENSEE ACTION ON PREVIOUSLY IDENTIFIED INSPECTION FINDINGS. NO VIOLATIONS OR DEVIATIONS WERE IDENTIFIED.

M SEQUOYAH 1

Report Period JUL 1985 INSPECTION STATUS - (CONTINUED)

ENFORCEMENT SUMMARY

TECHNICAL SPECIFICATION 6.8.1 REQUIRES THAT WRITTEN PROCEDURES BE ESTABLISHED, IMPLEMENTED AND MAINTAINED COVERING ACTIVITIES REFERENCED IN APPENDIX A OF REGULATORY GUIDE 1.33, REVISION 2, FEBRUARY 1978. PARAGRAPH 8 OF THE APPENDIX A OF REGULATORY GUIDE 1.33 REQUIRES SPECIFIC PROCEDURES FOR SURVEILLANCE TESTS. SURVEILLANCE INSTRUCTION SI-82 WAS ESTABLISHED TO CONDUCT SURVEILLANCE ACTIVITIES ON RADIATION MONITORS. CONTRARY TO THE ABOVE, AS OF APRIL 4, 1985, SURVEILLANCE INSTRUCTION-82 WAS NOT ADEQUATELY ESTABLISHED AND WAS NOT IMPLEMENTED IN THAT: (1) TESTING OF RADIATION MONITOR RM 90-101 HAS CONDUCTED WITHOUT THE MONITOR FUNCTIONS BLOCKED AS REQUIRED BY THIS PROCEDURE. THIS RESULTED IN AN UNNECESSARY AUXILIARY BUILDING ISOLATION. (2) THE PROCEDURE DOES NOT INCORPORATE TECHNICAL INFORMATION CONCERNING CIRCUIT BEHAVIOR AFTER INCORPORATION OF TIME DELAY MODIFICATIONS TO THE RADIATION MONITOR CIRCUITRY. THIS CONTRIBUTED TO THE UNNECESSARY AUXILIARY BUILDING ISOLATION. (18501 5)

10 CFR 20.311(d)(1) REQUIRES THAT LICENSEES WHO GENERATE AND TRANSFER RADIOACTIVE WASTE TO A LAND DISPOSAL FACILITY SHALL PREPARE ALL WASTES SO THAT THE WASTE IS CLASSIFIED ACCORDING TO 10 CFR 61.55. 10 CFR 61.55(a)(8) STATES THAT THE CONCENTRATION OF A RADIONUCLIDE MAY BE DETERMINED BY INDIRECT METHODS SUCH AS USE OF SCALING FACTORS WHICH RELATE THE INFERRED CONCENTRATION OF ONE RADIONUCLIDE TO ANOTHER THAT IS MEASURED IF THERE IS REASONABLE ASSURANCE THAT THE INDIRECT METHODS CAN BE CORRELATED WITH ACTUAL MEASUREMENTS. CONTRARY TO THE ABOVE, THE LICENSEE DID NOT HAVE REASONABLE ASSURANCE THAT THE SCALING FACTORS USED TO DETERMINE RADIOACTIVE WASTE CLASSIFICATION DURING THE PERIOD MAY 22, 1984 TO MAY 24, 1985, CORRELATED WITH ACTUAL MEASUREMENTS IN THAT: (A) GENERIC SCALING FACTORS WERE USED TO DETERMINE WASTE STREAM NUCLIDE CONCENTRATIONS WHICH WERE NONCONSERVATIVE FOR 65 PERCENT OF NUCLIDES THIS IN "RED". WITH 20 PERCENT OF THOSE BEING NONCONSERVATIVE BY GREATER THAN A FACTOR OF TEN, WHEN COMPARED TO THE ACTUAL WASTE STREAM SAMPLE MEASUREMENT. (B) ONLY ONE SET OF SCALING FACTORS WAS USED TO DETERMINE THE WASTE CLASSIFICATION OF ALL OF THE FACILITY WASTE STREAMS AND ACTUAL SAMPLE ANALYSIS SHOWED THAT AT LEAST FOUR DISTINCT WASTE STREAMS EXISTED AT THE FACILITY. 10 CFR 20.203(f) REQUIRES THAT EACH CONTAINER OF LICENSED MATERIAL SHALL BEAR A DURABLE, CLEARLY VISIBLE LABEL IDENTIFYING THE RADIOACTIVE CONTENTS. THE LABEL SHALL BEAR THE RADIATION CAUTION SYMBOL AND THE WORDS "CAUTION OR DANGER - RADIOACTIVE MATERIAL." THE LABEL SHALL ALSO PROVIDE SUFFICIENT INFORMATION TO PERMIT INDIVIDUALS HANDLING OR USING THE CONTAINERS, OR WORKING IN THE VICINITY THEREOF, TO TAKE PRECAUTIONS TO AVOID OR MINIMIZE EXPOSURES. CONTRARY TO THE ABOVE, CONTAINERS OF LICENSED MATERIAL WERE OBSERVED NOT LABELED AS FOLLOWS: (A) ON MAY 20, 1985, SEVEN B45 METAL BOXES CONTAINING CONTAMINATED PUMP PARTS, OIL AND OTHER EQUIPMENT, AND 12 DRUMS CONTAINING RADIOACTIVE MATERIAL IN THE STORAGE AREA OUTSIDE OF THE UNIT 1 CONTAINMENT WERE NOT LABELED. (B) ON MAY 20, 1985, NUMEROUS BAGS CONTAINING CONTAMINATED TOOLS AND OTHER EQUIPMENT IN THE EQUIPMENT DECONTAMINATION ROOM ON 690 ELEVATION OF THE AUXILIARY BUILDING WERE NOT LABELED. (C) ON MAY 21, 1985, THE BINS CONTAINING LAUNDERED PROTECTIVE CLOTHING ON THE 690 ELEVATION OF THE AUXILIARY BUILDING WERE NOT LABELED. (D) ON MAY 21, 1985, SEVEN BAGS AND ONE METAL BOX CONTAINING RADIOACTIVE WASTE ON THE REFUELING FLOOR WERE NOT LABELED. (E) ON MAY 22, 1985, A YELLOW POLY BAG CONTAINING CONTAMINATED STEAM GENERATOR HEADSETS LAYING ON TOP OF HEALTH PHYSICS LOCKER NO. 3 IN THE UNIT 1 PENETRATION ROOM WAS NOT LABELED. TECHNICAL SPECIFICATION 6.11 REQUIRES THAT PROCEDURES FOR PERSONNEL RADIATION PROTECTION SHALL BE PREPARED CONSISTENT WITH THE REQUIREMENTS OF 10 CFR 20 AND SHALL BE ADHERED TO FOR ALL OPERATIONS INVOLVING PERSONNEL RADIATION EXPOSURE. LICENSEE PROCEDURE RCI-3, REVISION 17, PERSONNEL MONITORING, PARAGRAPH IX REQUIRES THAT TLD BADGES AND DOSIMETERS BE WORN ON THE FRONT OF THE PERSON AND BETWEEN THE NECK AND WAIST. THE BADGES SHALL BE PLACED IN A PLAINLY VISIBLE POSITION AND THE IDENTIFICATION NUMBER SIDE OF THE BADGE SHALL ALWAYS FACE AWAY FROM THE BODY. CONTRARY TO THE ABOVE, PROCEDURES FOR PERSONNEL RADIATION PROTECTION WERE NOT ADHERED TO IN THAT DURING AN APPROXIMATE 15 MINUTE PERIOD ON MAY 21, 1985, 34 OF THE APPROXIMATELY 200 (17 PERCENT) PERSONS OBSERVED AT THE 690 ELEVATION ENTRANCE TO THE AUXILIARY BUILDING WERE NOT PROPERLY WEARING THEIR TLD BADGES AND DOSIMETERS. (18502 4)

OTHER ITEMS

SYSTEMS AND COMPONENT PROBLEMS:

NONE

FACILITY ITEMS (PLANS AND PROCEDURES):

Report Period JUL 1985

INSPECTION STATUS - (CONTINUED)

M SEQUOYAH 1

OTHER ITEMS

NONE.

MANAGERIAL ITEMS:

NONE

PLANT STATUS:

100%

LAST IE SITE INSPECTION DATE: JUNE 3-7, 1985 +

INSPECTION REPORT NO: 50-327/85-21 +

REPORTS FROM LICENSEE

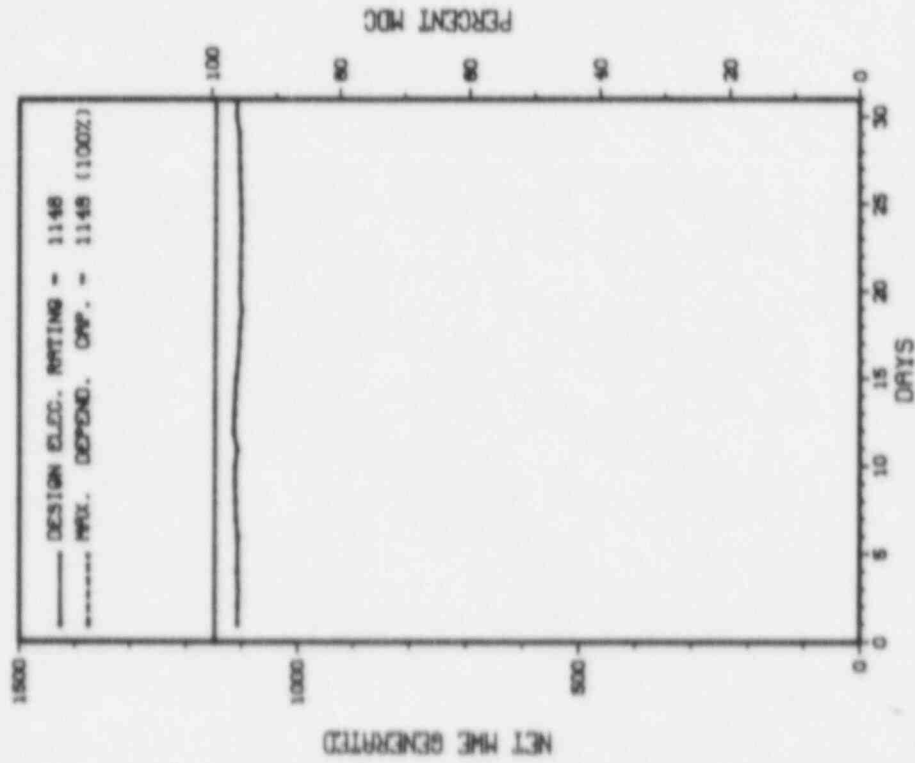
NUMBER DATE OF DATE OF SUBJECT
EVENT REPORT

85-023 05/30/85 06/27/85 AUXILIARY BUILDING VENTILATION ISOLATIONS, CAUSED BY ELECTROMAGNETIC INTERFERENCE.
85-025 06/01/85 07/01/85 FAILURE TO OBTAIN A NOBLE GAS SAMPLE, 1810 CST SAMPLE WAS NOT TAKEN UNTIL 2055 CST.
85-026 06/11/85 07/09/85 INADVERTENT FEEDWATER ISOLATION, CAUSED BY A LOW OPERATING TEMPERATURE.

THIS PAGE INTENTIONALLY LEFT BLANK

1. Docket: 58-328 OPERATING STATUS
2. Reporting Period: 07/01/85 Outage + On-line Hrs: 744.0
3. Utility Contact: DAVID DUFFREE (615) 870-6543
4. Licensed Thermal Power (MWh): 3411
5. Nameplate Rating (Gross MWe): 1220
6. Design Electrical Rating (Net MWe): 1148
7. Maximum Dependable Capacity (Gross MWe): 1185
8. Maximum Dependable Capacity (Net MWe): 1148
9. If Changes Occur Above Since Last Report, Give Reasons:
NONE
10. Power Level To Which Restricted, If Any (Net MWe):
11. Reasons for Restrictions, If Any:
NONE
12. Report Period Hrs
- | | MONTH | YEAR | CUMULATIVE |
|--|-----------|------------|------------|
| 13. Hours Reactor Critical | 744.0 | 5,087.0 | 27,768.0 |
| 14. Rx Reserve Shutdown Hrs | 744.0 | 4,789.2 | 21,484.3 |
| 15. Hrs Generator On-Line | .0 | .0 | .0 |
| 16. Unit Reserve Shutdown Hrs | 744.0 | 4,724.1 | 20,994.3 |
| 17. Gross Therm Ener (MMH) | .0 | .0 | .0 |
| 18. Gross Elec Ener (MMH) | 2,535,401 | 15,435,602 | 67,434,611 |
| 19. Net Elec Ener (MMH) | 852,669 | 5,277,519 | 22,969,192 |
| 20. Unit Service Factor | 822,669 | 5,077,706 | 22,098,715 |
| 21. Unit Avail Factor | 100.0 | 92.9 | 75.6 |
| 22. Unit Cap Factor (MDC Net) | 100.0 | 92.9 | 75.6 |
| 23. Unit Cap Factor (DER Net) | 96.3 | 86.9 | 69.3 |
| 24. Unit Forced Outage Rate | 96.3 | 86.9 | 69.3 |
| 25. Forced Outage Hours | .0 | 7.0 | 8.5 |
| 26. Shutdowns Sched Over Next 6 Months (Type, Date, Duration): | .0 | 356.7 | 1,950.4 |
| REFUEL/MODIFICATION - FEB. 1986 - 50 DAYS | | | |
| 27. If Currently Shutdown Estimated Startup Date: | | | N/A |

XXXXXXXXXXXXXXXXXXXXXXXXXXXXXXXXXXXX
 X SEQUOIAH 2 X
 XXXXXXXXXXXXXXXXXXXXXXXXXXXXXXXXXXXX
 AVERAGE DAILY POWER LEVEL (MWe) PLOT
 SEQUOIAH 2



JULY 1985

Report Period JUL 1985

UNIT SHUTDOWNS / REDUCTIONS

XXXXXXXXXXXXXXXXXXXXXXXXXXXXXXXXXXXX
 X SEQUOYAH 2 X
 XXXXXXXXXXXXXXXXXXXXXXXXXXXXXXXXXXXX

No.	Date	Type	Hours	Reason	Method	LER Number	System Component	Cause & Corrective Action to Prevent Recurrence
-----	------	------	-------	--------	--------	------------	------------------	---

NONE

XXXXXXXXXX
 SUMMARY X
 XXXXXXXXXXX

SEQUOYAH 2 OPERATED ROUTINELY WITH NO OUTAGES OR REDUCTIONS DURING JULY.

Type	Reason	Method	System & Component
F-Forced	A-Equip Failure	1-Manual	Exhibit F & H
S-Sched	B-Maint or Test	2-Manual Scram	Instructions for
	C-Refueling	3-Auto Scram	Preparation of
	D-Regulatory Restriction	4-Continued	Data Entry Sheet
	E-Operator Training	5-Reduced Load	Licensee Event Report
	F-License Examination	9-Other	(LER) File (NUREG-0161)

SEQUOYAH 2 #

FACILITY DATA

Report Period JUL 1985

FACILITY DESCRIPTION

LOCATION
STATE.....TENNESSEE
COUNTY.....HAMILTON
DIST AND DIRECTION FROM
NEAREST POPULATION CTR...9.5 MI NE OF
CHATTANOOGA, TN
TYPE OF REACTOR.....PWR
DATE INITIAL CRITICALITY...NOVEMBER 5, 1981
DATE ELEC ENER 1ST GENER...DECEMBER 25, 1981
DATE COMMERCIAL OPERATE....JUNE 1, 1982
CONDENSER COOLING METHOD...ONCE THRU
CONDENSER COOLING WATER....CHICKAMAUGA LAKE
ELECTRIC RELIABILITY
COUNCIL.....SOUTHEASTERN ELECTRIC
RELIABILITY COUNCIL

UTILITY & CONTRACTOR INFORMATION

UTILITY
LICENSEE.....TENNESSEE VALLEY AUTHORITY
CORPORATE ADDRESS.....831 POWER BUILDING
CHATTANOOGA, TENNESSEE 37401
CONTRACTOR
ARCHITECT/ENGINEER.....TENNESSEE VALLEY AUTHORITY
NUC STEAM SYS SUPPLIER...WESTINGHOUSE
CONSTRUCTOR.....TENNESSEE VALLEY AUTHORITY
TURBINE SUPPLIER.....WESTINGHOUSE

REGULATORY INFORMATION

IE REGION RESPONSIBLE.....II
IE RESIDENT INSPECTOR.....E. FORD
LICENSING PROJ MANAGER.....C. STAHLE
DOCKET NUMBER.....58-328
LICENSE & DATE ISSUANCE....DPR-79, SEPTEMBER 15, 1981
PUBLIC DOCUMENT ROOM.....CHATTANOOGA - HAMILTON BICENTENNIAL LIBRARY
1001 BROAD STREET
CHATTANOOGA, TENNESSEE 37402

INSPECTION STATUS

INSPECTION SUMMARY

+ INSPECTION MAY 6 - JUNE 5 (85-17): THIS ROUTINE, ANNOUNCED INSPECTION INVOLVED 208 RESIDENT INSPECTOR-HOURS ONSITE IN THE AREAS OF OPERATIONAL SAFETY VERIFICATION INCLUDING OPERATIONS PERFORMANCE, SYSTEM LINEUPS, RADIATION PROTECTION, SECURITY AND HOUSEKEEPING INSPECTIONS; ESF WALKDOWN; SURVEILLANCE AND MAINTENANCE OBSERVATIONS; REVIEW OF PREVIOUS INSPECTION FINDINGS; FOLLOWUP OF EVENTS; REVIEW OF LICENSEE IDENTIFIED ITEMS; AND IN-OFFICE REVIEW BY THE REGIONAL STAFF. IN THE AREAS INSPECTED, THREE VIOLATIONS WERE IDENTIFIED. (1) FAILURE TO ESTABLISH ADEQUATE PROCEDURES FOR: (A) TESTS OF DIESEL GENERATOR RELAYS; (B) LIMIT SWITCH ADJUSTMENTS FOR MOTOR OPERATED VALVES; AND (C) FILL AND VENT OF THE REACTOR VESSEL LEVEL INDICATION SYSTEM. (2) FAILURE TO FOLLOW PROCEDURE FOR SURVEILLANCE TESTING OF THE EMERGENCY DIESEL GENERATOR. (3) FAILURE TO FOLLOW PROCEDURE FOR INSTALLATION OF INTERCELL SPACERS FOR VITAL BATTERY V.

INSPECTION MAY 8 (85-19): THIS SPECIAL, ANNOUNCED INSPECTION ENTAILED 3 INSPECTOR-HOURS ONSITE REVIEWING THE CIRCUMSTANCES OF A LICENSEE-REPORTED PHYSICAL SECURITY EVENT. ONE VIOLATION WAS IDENTIFIED RELATING TO FAILURE TO PROVIDE POSITIVE ACCESS CONTROL TO A VITAL AREA.

INSPECTION JUNE 3-7 (85-21): THIS ROUTINE, UNANNOUNCED INSPECTION ENTAILED 36 INSPECTOR-HOURS ONSITE IN THE AREAS OF LICENSEE ACTION ON PREVIOUS ENFORCEMENT MATTERS, DESIGN CHANGES AND MODIFICATIONS PROGRAM, TEST AND EXPERIMENTS PROGRAM, AND LICENSEE ACTION ON PREVIOUSLY IDENTIFIED INSPECTION FINDINGS. NO VIOLATIONS OR DEVIATIONS WERE IDENTIFIED.

ENFORCEMENT SUMMARY

TECHNICAL SPECIFICATION 6.8.1 REQUIRES THAT WRITTEN PROCEDURES BE ESTABLISHED, IMPLEMENTED AND MAINTAINED COVERING ACTIVITIES REFERENCED IN APPENDIX A OF REGULATORY GUIDE 1.53, REVISION 2, FEBRUARY 1978. PARAGRAPH 8 OF THE APPENDIX A OF REGULATORY GUIDE 1.53 REQUIRES SPECIFIC PROCEDURES FOR SURVEILLANCE TESTS. SURVEILLANCE INSTRUCTION SI-82 WAS ESTABLISHED TO CONDUCT SURVEILLANCE ACTIVITIES ON RADIATION MONITORS. CONTRARY TO THE ABOVE, AS OF APRIL 4, 1985, SURVEILLANCE INSTRUCTION-82 WAS NOT ADEQUATELY ESTABLISHED AND WAS NOT IMPLEMENTED IN THAT: (1) TESTING OF RADIATION MONITOR RM 90-101 WAS CONDUCTED WITHOUT THE MONITOR FUNCTIONS BLOCKED AS REQUIRED BY THIS PROCEDURE. THIS RESULTED IN AN UNNECESSARY AUXILIARY BUILDING ISOLATION. (2) THE PROCEDURE DOES NOT INCORPORATE TECHNICAL INFORMATION CONCERNING CIRCUIT BEHAVIOR AFTER INCORPORATION OF TIME DELAY MODIFICATIONS TO THE RADIATION MONITOR CIRCUITRY. THIS CONTRIBUTED TO THE UNNECESSARY AUXILIARY BUILDING ISOLATION. (8501 5)

10 CFR 20.311(D)(1) REQUIRES THAT LICENSEES WHO GENERATE AND TRANSFER RADIOACTIVE WASTE TO A LAND DISPOSAL FACILITY SHALL PREPARE ALL WASTES SO THAT THE WASTE IS CLASSIFIED ACCORDING TO 10 CFR 61.55. 10 CFR 61.55(A)(8) STATES THAT THE CONCENTRATION OF A RADIONUCLIDE MAY BE DETERMINED BY INDIRECT METHODS SUCH AS USE OF SCALING FACTORS WHICH RELATE THE INFERRED CONCENTRATION OF ONE RADIONUCLIDE TO ANOTHER THAT IS MEASURED IF THERE IS REASONABLE ASSURANCE THAT THE INDIRECT METHODS CAN BE CORRELATED WITH ACTUAL MEASUREMENTS. CONTRARY TO THE ABOVE, THE LICENSEE DID NOT HAVE REASONABLE ASSURANCE THAT THE SCALING FACTORS USED TO DETERMINE RADIOACTIVE WASTE CLASSIFICATION DURING THE PERIOD MAY 22, 1984 TO MAY 24, 1985, CORRELATED WITH ACTUAL MEASUREMENTS IN THAT: (A) GENERIC SCALING FACTORS WERE USED TO DETERMINE WASTE STREAM NUCLIDE CONCENTRATIONS WHICH WERE NONCONSERVATIVE FOR 65 PERCENT OF NUCLIDES THUS INFERRED, WITH 20 PERCENT OF THOSE BEING NONCONSERVATIVE BY GREATER THAN A FACTOR OF TEN, WHEN COMPARED TO THE ACTUAL WASTE STREAM SAMPLE MEASUREMENT. (B) ONLY ONE SET OF SCALING FACTORS WAS USED TO DETERMINE THE WASTE CLASSIFICATION OF ALL OF THE FACILITY WASTE STREAMS AND ACTUAL SAMPLE ANALYSIS SHOWED THAT AT LEAST FOUR DISTINCT WASTE STREAMS EXISTED AT THE FACILITY. 10 CFR 20.203(F) REQUIRES THAT EACH CONTAINER OF LICENSED MATERIAL SHALL BEAR A DURABLE, CLEARLY VISIBLE LABEL IDENTIFYING THE RADIOACTIVE CONTENTS. THE LABEL SHALL BEAR THE RADIATION CAUTION SYMBOL AND THE WORDS "CAUTION OR DANGER - RADIOACTIVE MATERIAL." THE LABEL SHALL ALSO PROVIDE SUFFICIENT INFORMATION TO PERMIT INDIVIDUALS HANDLING OR USING THE CONTAINERS, OR WORKING IN THE VICINITY THEREOF, TO TAKE PRECAUTIONS TO AVOID OR MINIMIZE EXPOSURES. CONTRARY TO THE ABOVE, CONTAINERS OF LICENSED MATERIAL WERE OBSERVED NOT LABELED AS FOLLOWS: (A) ON MAY 20, 1985, SEVEN B45 METAL BOXES CONTAINING CONTAMINATED PUMP PARTS, OIL AND OTHER EQUIPMENT, AND 12 DRUMS CONTAINING RADIOACTIVE MATERIAL IN THE STORAGE AREA OUTSIDE OF THE UNIT 1 CONTAINMENT WERE NOT LABELED. (B) ON MAY 20, 1985, NUMEROUS BAGS CONTAINING CONTAMINATED TOOLS AND OTHER EQUIPMENT IN THE EQUIPMENT DECONTAMINATION ROOM ON 690 ELEVATION OF THE AUXILIARY BUILDING WERE NOT LABELED. (C) ON MAY 21, 1985, THE BINS CONTAINING LAUNDERED PROTECTIVE CLOTHING ON THE 690 ELEVATION OF THE AUXILIARY BUILDING WERE NOT LABELED. (D) ON MAY 21, 1985, SEVEN BAGS AND ONE METAL BOX CONTAINING RADIOACTIVE WASTE ON THE REFUELING FLOOR WERE NOT LABELED. (E) ON MAY 22, 1985, A YELLOW POLY BAG CONTAINING CONTAMINATED STEAM GENERATOR HEADSETS LAYING ON TOP OF HEALTH PHYSICS LOCKER NO. 3 IN THE UNIT 1 PENETRATION ROOM WAS NOT LABELED. TECHNICAL SPECIFICATION 6.11 REQUIRES THAT PROCEDURES FOR PERSONNEL RADIATION PROTECTION SHALL BE PREPARED CONSISTENT WITH THE REQUIREMENTS OF 10 CFR 20 AND SHALL BE ADHERED TO FOR ALL OPERATIONS INVOLVING PERSONNEL RADIATION EXPOSURE. LICENSEE PROCEDURE RCI-3, REVISION 17, PERSONNEL MONITORING, PARAGRAPH IX REQUIRES THAT TLD BADGES AND DOSIMETERS BE WORN ON THE FRONT OF THE PERSON AND BETWEEN THE NECK AND WAIST. THE BADGES SHALL BE PLACED IN A PLAINLY VISIBLE POSITION AND THE IDENTIFICATION NUMBER SIDE OF THE BADGE SHALL ALWAYS FACE AWAY FROM THE BODY. CONTRARY TO THE ABOVE, PROCEDURES FOR PERSONNEL RADIATION PROTECTION WERE NOT ADHERED TO IN THAT DURING AN APPROXIMATE 15 MINUTE PERIOD ON MAY 21, 1985, 34 OF THE APPROXIMATELY 200 (17 PERCENT) PERSONS OBSERVED AT THE 690 ELEVATION ENTRANCE TO THE AUXILIARY BUILDING WERE NOT PROPERLY WEARING THEIR TLD BADGES AND DOSIMETERS. (8502 4)

OTHER ITEMS

SYSTEMS AND COMPONENT PROBLEMS:

NONE.

FACILITY ITEMS (PLANS AND PROCEDURES):

Report Period JUL 1985

INSPECTION STATUS - (CONTINUED)

XXXXXXXXXXXXXXXXXXXXXXXXXXXXX
X SEQUOYAH 2 X
XXXXXXXXXXXXXXXXXXXXXXXXXXXXX

OTHER ITEMS

NONE

MANAGERIAL ITEMS:

NONE.

PLANT STATUS:

REFUELING.

LAST IE SITE INSPECTION DATE: JUNE 3-7, 1985 +

INSPECTION REPORT NO: 50-328/85-21 +

REPORTS FROM LICENSEE

=====			
NUMBER	DATE OF EVENT	DATE OF REPORT	SUBJECT

NONE.			
=====			

THIS PAGE INTENTIONALLY LEFT BLANK

1. Docket: 50-335 O P E R A T I N G S T A T U S

2. Reporting Period: 07/01/85 Outage + On-line Hrs: 744.0

3. Utility Contact: N. W. GRANT (305) 552-3675

4. Licensed Thermal Power (Mwt): 2700

5. Nameplate Rating (Gross MWe): 1000 X 0.89 = 890

6. Design Electrical Rating (Net MWe): 830

7. Maximum Dependable Capacity (Gross MWe): 867

8. Maximum Dependable Capacity (Net MWe): 827

9. If Changes Occur Above Since Last Report, Give Reasons:

NONE

10. Power Level To Which Restricted, If Any (Net MWe):

11. Reasons for Restrictions, If Any:

NONE

	MONTH	YEAR	CUMULATIVE
12. Report Period Hrs	<u>744.0</u>	<u>5,087.0</u>	<u>75,479.0</u>
13. Hours Reactor Critical	<u>744.0</u>	<u>5,083.0</u>	<u>55,104.5</u>
14. Rx Reserve Shtdwn Hrs	<u>.0</u>	<u>.0</u>	<u>205.3</u>
15. Hrs Generator On-Line	<u>744.0</u>	<u>5,080.0</u>	<u>53,814.2</u>
16. Unit Reserve Shtdwn Hrs	<u>.0</u>	<u>.0</u>	<u>39.3</u>
17. Gross Therm Ener (MMH)	<u>1,971,995</u>	<u>13,537,049</u>	<u>135,672,560</u>
18. Gross Elec Ener (MMH)	<u>649,450</u>	<u>4,506,640</u>	<u>44,365,295</u>
19. Net Elec Ener (MMH)	<u>616,036</u>	<u>4,274,404</u>	<u>41,832,179</u>
20. Unit Service Factor	<u>100.0</u>	<u>99.9</u>	<u>71.3</u>
21. Unit Avail Factor	<u>100.0</u>	<u>99.9</u>	<u>71.3</u>
22. Unit Cap Factor (MDC Net)	<u>100.1</u>	<u>101.9</u>	<u>67.0</u>
23. Unit Cap Factor (DER Net)	<u>99.8</u>	<u>101.2</u>	<u>66.8</u>
24. Unit Forced Outage Rate	<u>.0</u>	<u>.1</u>	<u>4.4</u>
25. Forced Outage Hours	<u>.0</u>	<u>7.0</u>	<u>2,459.9</u>

26. Shutdowns Sched Over Next 6 Months (Type, Date, Duration):

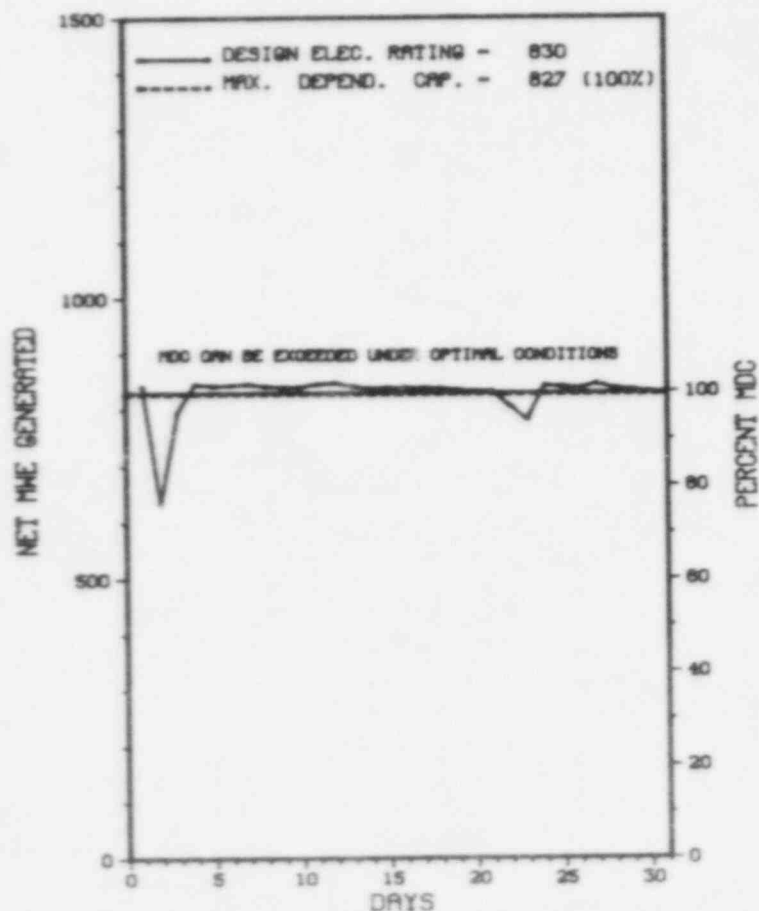
REFUELING: 10-20-85, 10 WEEKS

27. If Currently Shutdown Estimated Startup Date: N/A

X ST LUCIE 1 X

AVERAGE DAILY POWER LEVEL (MWe) PLOT

ST LUCIE 1



JULY 1985

 * ST LUCIE 1 *

Report Period JUL 1985

UNIT SHUTDOWNS / REDUCTIONS

No.	Date	Type	Hours	Reason	Method	LER Number	System Component	Cause & Corrective Action to Prevent Recurrence
02	07/02/85	S	0.0	B	5	NH	HTEXCH	UNIT 1 OPERATED AT REDUCED POWER DUE TO HIGH ISOPHASE BUS TEMPERATURE, FOLLOWING CLEANING OF WATER BOXES THE UNIT RETURNED TO FULL POWER OPERATION.

ST. LUCIE 1 OPERATED WITH 1 REDUCTION FOR MAINTENANCE DURING JULY.

 * SUMMARY *

Type	Reason	Method	System & Component
F-Forced	A-Equip Failure	1-Manual Scram	Exhibit F & H
S-Sched	B-Maint or Test	2-Manual Scram	Instructions for
	C-Refueling	3-Auto Scram	Preparation of
	D-Regulatory Restriction	4-Continued	Data Entry Sheet
	E-Operator Training	5-Reduced Load	Licensee Event Report
		9-Other	(LER) File (NUREG-0161)

* ST LUCIE 1 *

FACILITY DATA

Report Period JUL 1985

FACILITY DESCRIPTION

LOCATION
STATE.....FLORIDA
COUNTY.....ST LUCIE
DIST AND DIRECTION FROM
NEAREST POPULATION CTR...12 MI SE OF
FT. PIERCE, FLA
TYPE OF REACTOR.....PWR
DATE INITIAL CRITICALITY...APRIL 22, 1976
DATE ELEC ENER 1ST GENER...MAY 7, 1976
DATE COMMERCIAL OPERATE...DECEMBER 21, 1976
CONDENSER COOLING METHOD...ONCE THRU
CONDENSER COOLING WATER...ATLANTIC OCEAN
ELECTRIC RELIABILITY
COUNCIL.....SOUTHEASTERN ELECTRIC
RELIABILITY COUNCIL

UTILITY & CONTRACTOR INFORMATION

UTILITY
LICENSEE.....FLORIDA POWER & LIGHT
CORPORATE ADDRESS.....9250 WEST FLAGLER STREET P.O. BOX 529100
MIAMI, FLORIDA 33152
CONTRACTOR
ARCHITECT/ENGINEER.....EBASCO
NUC STEAM SYS SUPPLIER...COMBUSTION ENGINEERING
CONSTRUCTOR.....EBASCO
TURBINE SUPPLIER.....WESTINGHOUSE

REGULATORY INFORMATION

IE REGION RESPONSIBLE.....II
IE RESIDENT INSPECTOR.....R. CRLENJAK
LICENSING PROJ MANAGER.....D. SELLS
DOCKET NUMBER.....50-335
LICENSE & DATE ISSUANCE...DPR-67, MARCH 1, 1976
PUBLIC DOCUMENT ROOM.....INDIAN RIVER COMMUNITY COLLEGE LIBRARY
3209 VIRGINIA AVENUE
FT. PIERCE, FLORIDA 33450

INSPECTION STATUS

INSPECTION SUMMARY

+ INSPECTION JUNE 10-14 (85-14): THIS ROUTINE, UNANNOUNCED INSPECTION ENTAILED 17.5 INSPECTOR-HOURS ONSITE IN THE AREAS OF LICENSEE ACTION ON PREVIOUS ENFORCEMENT MATTERS, INSERVICE TESTING OF PUMPS AND VALVES, INSPECTION AND ENFORCEMENT BULLETIN 80-08, AND INSPECTOR FOLLOWUP ITEMS. NO VIOLATIONS OR DEVIATIONS WERE IDENTIFIED.

INSPECTION JUNE 3-7 (85-15): THIS ROUTINE, UNANNOUNCED INSPECTION ENTAILED 36 INSPECTOR-HOURS ONSITE IN THE AREAS OF EMERGENCY PREPAREDNESS. IN THE AREAS INSPECTED, NO VIOLATIONS OR DEVIATIONS WERE IDENTIFIED.

INSPECTION JUNE 24-28 (85-16): THIS ROUTINE, UNANNOUNCED INSPECTION INVOLVED 54 INSPECTOR-HOURS ONSITE IN THE AREAS OF LICENSEE ACTION ON PREVIOUS ENFORCEMENT MATTERS, QA PROGRAM REVIEW, AUDITS, AUDIT IMPLEMENTATION, RECORDS, DOCUMENT CONTROL, QA/QC ADMINISTRATION, SURVEILLANCE TESTING AND CALIBRATION, MEASURING AND TEST EQUIPMENT (M&TE), AND LICENSEE ACTIONS ON PREVIOUSLY IDENTIFIED INSPECTION FINDINGS. ONE VIOLATION WAS IDENTIFIED - FAILURE TO CONTROL ENVIRONMENTAL CONDITIONS FOR CALIBRATION OF M&TE.

INSPECTION JUNE 11 - JULY 8 (85-17): THIS INSPECTION INVOLVED 85.5 INSPECTOR-HOURS ONSITE IN THE AREAS OF TECHNICAL SPECIFICATION (TS) COMPLIANCE, OPERATOR PERFORMANCE, OVERALL PLANT OPERATIONS, QUALITY ASSURANCE (QA) PRACTICES, STATION AND CORPORATE MANAGEMENT PRACTICES, CORRECTIVE AND PREVENTIVE MAINTENANCE ACTIVITIES, SITE SECURITY PROCEDURES, RADIATION CONTROL ACTIVITIES AND SURVEILLANCE ACTIVITIES. OF THE AREAS INSPECTED, ONE VIOLATION WAS IDENTIFIED (PARAGRAPH 8).

Report Period JUL 1985

INSPECTION STATUS - (CONTINUED)

ENFORCEMENT SUMMARY

NONE

OTHER ITEMS

SYSTEMS AND COMPONENT PROBLEMS:

NONE.

FACILITY ITEMS (PLANS AND PROCEDURES):

NONE.

MANAGERIAL ITEMS:

NONE.

PLANT STATUS:

NORMAL OPERATIONS.

LAST IE SITE INSPECTION DATE: JUNE 11 - JULY 8, 1985 +

INSPECTION REPORT NO: 50-335/85-17 +

REPORTS FROM LICENSEE

NUMBER	DATE OF EVENT	DATE OF REPORT	SUBJECT
--------	------------------	-------------------	---------

85-005	05/23/85	06/21/85	T.S. VIOLATION-CEA #43 REALIGNMENT, DUE TO PERSONNEL ERROR.
--------	----------	----------	---

1. Docket: 50-389 OPERATING STATUS

2. Reporting Period: 07/01/85 Outage + On-line Hrs: 744.0

3. Utility Contact: N. W. GRANT (305) 552-3675

4. Licensed Thermal Power (MWt): 2700

5. Nameplate Rating (Gross MWe): 850

6. Design Electrical Rating (Net MWe): 830

7. Maximum Dependable Capacity (Gross MWe): 832

8. Maximum Dependable Capacity (Net MWe): 837

9. If Changes Occur Above Since Last Report, Give Reasons:

7 & 8 REVISED INCREASE IN LIC. THERM PWR

10. Power Level To Which Restricted, If Any (Net MWe):

11. Reasons for Restrictions, If Any:

NONE

	MONTH	YEAR	CUMULATIVE
12. Report Period Hrs	<u>744.0</u>	<u>5,087.0</u>	<u>17,376.0</u>
13. Hours Reactor Critical	<u>737.9</u>	<u>4,827.5</u>	<u>15,433.7</u>
14. Rx Reserve Shtdwn Hrs	<u>.0</u>	<u>.0</u>	<u>.0</u>
15. Hrs Generator On-Line	<u>736.4</u>	<u>4,780.3</u>	<u>14,980.9</u>
16. Unit Reserve Shtdwn Hrs	<u>.0</u>	<u>.0</u>	<u>.0</u>
17. Gross Therm Ener (MWH)	<u>1,934,799</u>	<u>12,409,101</u>	<u>37,767,666</u>
18. Gross Elec Ener (MWH)	<u>644,390</u>	<u>4,165,260</u>	<u>12,614,960</u>
19. Net Elec Ener (MWH)	<u>610,978</u>	<u>3,947,043</u>	<u>11,909,455</u>
20. Unit Service Factor	<u>99.0</u>	<u>94.0</u>	<u>86.2</u>
21. Unit Avail Factor	<u>99.0</u>	<u>94.0</u>	<u>86.2</u>
22. Unit Cap Factor (MDC Net)	<u>98.1</u>	<u>95.2</u>	<u>81.9</u>
23. Unit Cap Factor (DER Net)	<u>98.9</u>	<u>93.9</u>	<u>82.6</u>
24. Unit Forced Outage Rate	<u>1.0</u>	<u>1.1</u>	<u>6.5</u>
25. Forced Outage Hours	<u>7.6</u>	<u>53.6</u>	<u>1,044.9</u>

26. Shutdowns Sched Over Next 6 Months (Type, Date, Duration):

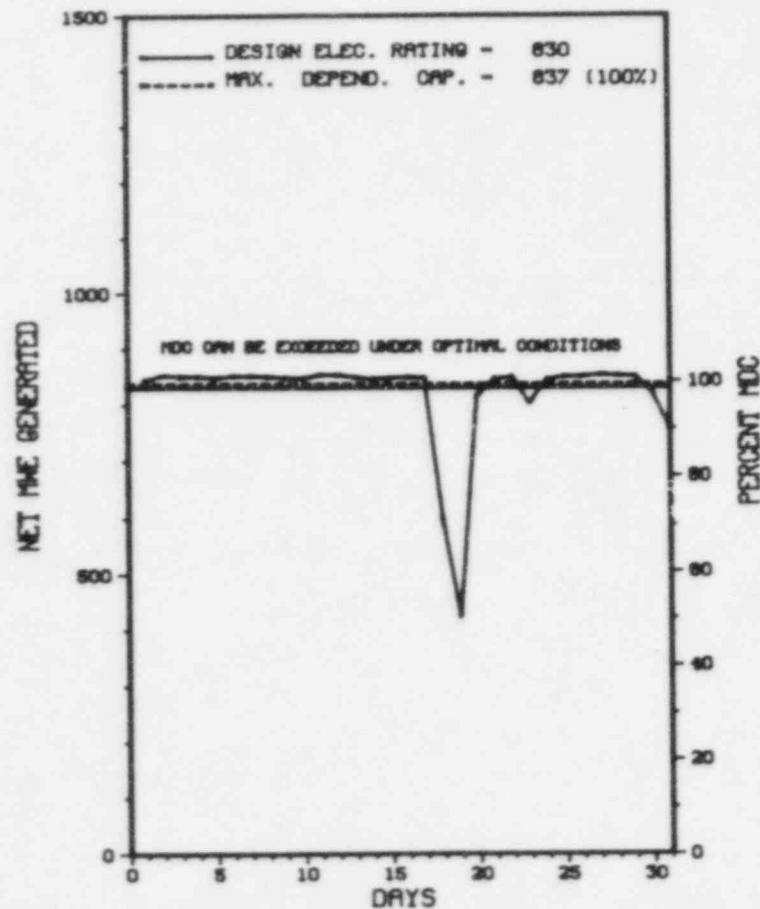
NONE

27. If Currently Shutdown Estimated Startup Date: N/A

* ST LUCIE 2 *

AVERAGE DAILY POWER LEVEL (MWe) PLOT

ST LUCIE 2



JULY 1985

Report Period JUL 1985

UNIT SHUTDOWNS / REDUCTIONS

* ST LUCIE 2 *

No.	Date	Type	Hours	Reason	Method	LER Number	System	Component	Cause & Corrective Action to Prevent Recurrence
09	07/18/85	F	7.6	A	2	85-007	IA	INSTRU	A UNIT TRIP OCCURRED DURING PERFORMANCE OF A GROUND ISOLATION PROCEDURE. THE UNIT TRIPPED ON ASYMMETRIC STEAM GENERATOR PRESSURE AFTER A MSIV WENT SHUT. THE PROCEDURE DID NOT INDICATE THIS WOULD OCCUR. THE UNIT WAS RETURNED TO POWER OPERATION.
10	07/19/85	S	0.0	A	5		HH	PUMPXX	THE UNIT OPERATED AT REDUCED POWER TO REPAIR CONDENSATE PUMPS, THEN RETURNED TO FULL POWER OPERATION.

* SUMMARY *

ST. LUCIE 2 OPERATED WITH 1 OUTAGE AND 1 REDUCTION FOR EQUIPMENT FAILURE DURING JULY.

Type	Reason	Method	System & Component
F-Forced	A-Equip Failure	1-Manual	Exhibit F & H
S-Sched	B-Maint or Test	2-Manual Scram	Instructions for
	C-Refueling	3-Auto Scram	Preparation of
	D-Regulatory Restriction	4-Continued	Data Entry Sheet
	E-Operator Training	5-Reduced Load	Licensee Event Report
	& License Examination	9-Other	(LER) File (NUREG-0161)

* ST LUCIE 2 *

FACILITY DATA

Report Period JUL 1985

FACILITY DESCRIPTION

LOCATION
STATE.....FLORIDA
COUNTY.....ST LUCIE
DIST AND DIRECTION FROM
NEAREST POPULATION CTR...12 MI SE OF
FT. PIERCE, FLA
TYPE OF REACTOR.....PWR
DATE INITIAL CRITICALITY...JUNE 2, 1983
DATE ELEC ENER 1ST GENER...JUNE 13, 1983
DATE COMMERCIAL OPERATE...AUGUST 8, 1983
CONDENSER COOLING METHOD...ONCE THRU
CONDENSER COOLING WATER...ATLANTIC OCEAN
ELECTRIC RELIABILITY
COUNCIL.....SOUTHEASTERN ELECTRIC
RELIABILITY COUNCIL

UTILITY & CONTRACTOR INFORMATION

UTILITY
LICENSEE.....FLORIDA POWER & LIGHT
CORPORATE ADDRESS.....9250 WEST FLAGLER ST., P.O. BOX 529100
MIAMI, FLORIDA 33152
CONTRACTOR
ARCHITECT/ENGINEER.....EBASCO
NUC STEAM SYS SUPPLIER...COMBUSTION ENGINEERING
CONSTRUCTOR.....EBASCO
TURBINE SUPPLIER.....WESTINGHOUSE

REGULATORY INFORMATION

IE REGION RESPONSIBLE.....II
IE RESIDENT INSPECTOR.....R. CRLENJAK
LICENSING PROJ MANAGER.....D. SELLS
DOCKET NUMBER.....50-389
LICENSE & DATE ISSUANCE...NPF-16, JUNE 10, 1983
PUBLIC DOCUMENT ROOM.....INDIAN RIVER COMMUNITY COLLEGE LIBRARY
3209 VIRGINIA AVENUE
FT. PIERCE, FLORIDA 33450

INSPECTION STATUS

INSPECTION SUMMARY

+ INSPECTION JUNE 10-14 (85-14): THIS ROUTINE, UNANNOUNCED INSPECTION ENTAILED 17.5 INSPECTOR-HOURS ONSITE IN THE AREAS OF LICENSEE ACTION ON PREVIOUS ENFORCEMENT MATTERS, INSERVICE TESTING OF PUMPS AND VALVES, INSPECTION AND ENFORCEMENT BULLETIN 80-08, AND INSPECTOR FOLLOWUP ITEMS. NO VIOLATIONS OR DEVIATIONS WERE IDENTIFIED.

INSPECTION JUNE 3-7 (85-15): THIS ROUTINE, UNANNOUNCED INSPECTION ENTAILED 36 INSPECTOR-HOURS ONSITE IN THE AREAS OF EMERGENCY PREPAREDNESS. IN THE AREAS INSPECTED, NO VIOLATIONS OR DEVIATIONS WERE IDENTIFIED.

INSPECTION JUNE 24-28 (85-16): THIS ROUTINE, UNANNOUNCED INSPECTION INVOLVED 54 INSPECTOR-HOURS ONSITE IN THE AREAS OF LICENSEE ACTION ON PREVIOUS ENFORCEMENT MATTERS, QA PROGRAM REVIEW, AUDITS, AUDIT IMPLEMENTATION, RECORDS, DOCUMENT CONTROL, QA/QC ADMINISTRATION, SURVEILLANCE TESTING AND CALIBRATION, MEASURING AND TEST EQUIPMENT (M&TE), AND LICENSEE ACTIONS ON PREVIOUSLY IDENTIFIED INSPECTION FINDINGS. ONE VIOLATION WAS IDENTIFIED - FAILURE TO CONTROL ENVIRONMENTAL CONDITIONS FOR CALIBRATION OF M&TE.

INSPECTION JUNE 11 - JULY 8 (85-17): THIS INSPECTION INVOLVED 85.5 INSPECTOR-HOURS ONSITE IN THE AREAS OF TECHNICAL SPECIFICATION (TS) COMPLIANCE, OPERATOR PERFORMANCE, OVERALL PLANT OPERATIONS, QUALITY ASSURANCE (QA) PRACTICES, STATION AND CORPORATE MANAGEMENT PRACTICES, CORRECTIVE AND PREVENTIVE MAINTENANCE ACTIVITIES, SITE SECURITY PROCEDURES, RADIATION CONTROL ACTIVITIES AND SURVEILLANCE ACTIVITIES. OF THE AREAS INSPECTED, ONE VIOLATION WAS IDENTIFIED (PARAGRAPH 8).

Report Period JUL 1985

I N S P E C T I O N S T A T U S - (CONTINUED)

* ST LUCIE 2 *

ENFORCEMENT SUMMARY

NONE

OTHER ITEMS

PERFORMING STARTUP TESTING.

SYSTEMS AND COMPONENT PROBLEMS:

NONE.

FACILITY ITEMS (PLANS AND PROCEDURES):

NONE.

MANAGERIAL ITEMS:

NONE.

PLANT STATUS:

NORMAL OPERATIONS.

LAST IE SITE INSPECTION DATE: JUNE 11 - JULY 8, 1985 +

INSPECTION REPORT NO: 50-389/85-17 +

R E P O R T S F R O M L I C E N S E E

=====			
NUMBER	DATE OF EVENT	DATE OF REPORT	SUBJECT

NONE.			
=====			

1. Docket: 50-395 O P E R A T I N G S T A T U S

2. Reporting Period: 07/01/85 Outage + On-line Hrs: 744.0

3. Utility Contact: G. A. LOIGNON (803) 345-5209

4. Licensed Thermal Power (MWt): 2775

5. Nameplate Rating (Gross MWe): 0900

6. Design Electrical Rating (Net MWe): 900

7. Maximum Dependable Capacity (Gross MWe): 900

8. Maximum Dependable Capacity (Net MWe): 885

9. If Changes Occur Above Since Last Report, Give Reasons:

10. Power Level To Which Restricted, If Any (Net MWe):

11. Reasons for Restrictions, If Any:

NONE

	MONTH	YEAR	CUMULATIVE
12. Report Period Hrs	<u>744.0</u>	<u>5,087.0</u>	<u>13,871.0</u>
13. Hours Reactor Critical	<u>744.0</u>	<u>4,599.3</u>	<u>10,152.7</u>
14. Rx Reserve Shtdwn Hrs	<u>.0</u>	<u>.0</u>	<u>.0</u>
15. Hrs Generator On-Line	<u>744.0</u>	<u>4,526.9</u>	<u>9,892.6</u>
16. Unit Reserve Shtdwn Hrs	<u>.0</u>	<u>.0</u>	<u>.0</u>
17. Gross Therm Ener (MWH)	<u>2,053,141</u>	<u>11,971,735</u>	<u>25,304,321</u>
18. Gross Elec Ener (MWH)	<u>682,110</u>	<u>3,998,220</u>	<u>8,430,333</u>
19. Net Elec Ener (MWH)	<u>655,241</u>	<u>3,819,346</u>	<u>8,015,871</u>
20. Unit Service Factor	<u>100.0</u>	<u>89.0</u>	<u>71.3</u>
21. Unit Avail Factor	<u>100.0</u>	<u>89.0</u>	<u>71.3</u>
22. Unit Cap Factor (MDC Net)	<u>99.5</u>	<u>84.8</u>	<u>65.3</u>
23. Unit Cap Factor (DER Net)	<u>97.9</u>	<u>83.4</u>	<u>64.2</u>
24. Unit Forced Outage Rate	<u>.0</u>	<u>5.0</u>	<u>8.2</u>
25. Forced Outage Hours	<u>.0</u>	<u>238.4</u>	<u>888.9</u>

26. Shutdowns Sched Over Next 6 Months (Type, Date, Duration):

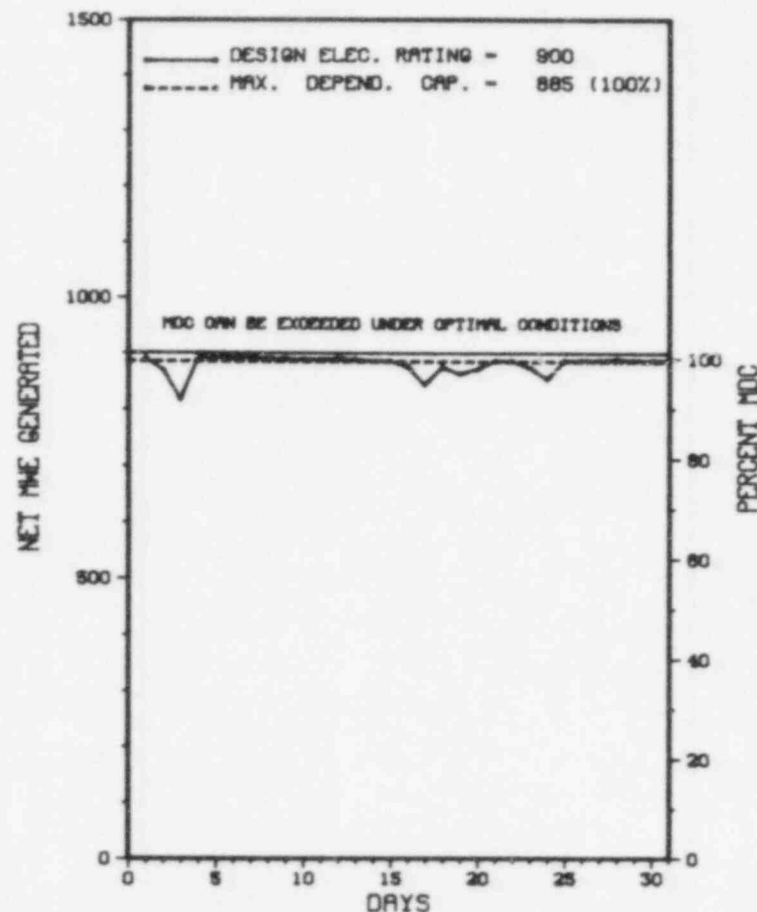
REFUELING OUTAGE: OCTOBER 1985 (42 DAYS)

27. If Currently Shutdown Estimated Startup Date: N/A

* SUMMER 1 *

AVERAGE DAILY POWER LEVEL (MWe) PLOT

SUMMER 1



JULY 1985

 * SUMMER 1 *

UNIT SHUTDOWNS / REDUCTIONS

Report Period JUL 1985

No. Date Type Hours Reason Method LER Number System Component Cause & Corrective Action to Prevent Recurrence

NONE

SUMMER 1 OPERATED AT OR NEAR FULL POWER DURING THE JULY REPORT PERIOD.

 * SUMMARY *

Type	Reason	Method	System & Component
F-Forced	A-Equip Failure	1-Manual	Exhibit F & H
S-Sched	B-Maint or Test	2-Manual Scram	Instructions for
	C-Refueling	3-Auto Scram	Preparation of
	D-Regulatory Restriction	4-Continued	Data Entry Sheet
	E-Operator Training	5-Reduced Load	Licensee Event Report
	& License Examination	9-Other	(LER) File (NUREG-0161)

* SUMMER 1 *

F A C I L I T Y D A T A

Report Period JUL 1985

FACILITY DESCRIPTION

UTILITY & CONTRACTOR INFORMATION

LOCATION
STATE.....SOUTH CAROLINA
COUNTY.....FAIRFIELD
DIST AND DIRECTION FROM
NEAREST POPULATION CTR....26 MI NW OF
COLUMBIA, SC

UTILITY
LICENSEE.....SOUTH CAROLINA ELECTRIC & GAS CO.
CORPORATE ADDRESS.....P.O. BOX 764
COLUMBIA, SOUTH CAROLINA 29202

TYPE OF REACTOR.....PWR

DATE INITIAL CRITICALITY...OCTOBER 22, 1982
DATE ELEC ENER 1ST GENER...NOVEMBER 16, 1982
DATE COMMERCIAL OPERATE....JANUARY 1, 1984

CONDENSER COOLING METHOD...ONCE THRU

CONDENSER COOLING WATER....MONTICELLO RESERVOIR

ELECTRIC RELIABILITY
COUNCIL.....SOUTHEASTERN ELECTRIC
RELIABILITY COUNCIL

CONTRACTOR
ARCHITECT/ENGINEER.....GILBERT ASSOCIATES
NUC STEAM SYS SUPPLIER...WESTINGHOUSE
CONSTRUCTOR.....DANIEL INTERNATIONAL
TURBINE SUPPLIER.....GENERAL ELECTRIC

REGULATORY INFORMATION

IE REGION RESPONSIBLE.....II
IE RESIDENT INSPECTOR.....C. MEHL
LICENSING PROJ MANAGER.....J. HOPKINS
DOCKET NUMBER.....50-395
LICENSE & DATE ISSUANCE....NPF-12, NOVEMBER 12, 1982
PUBLIC DOCUMENT ROOM.....FAIRFIELD COUNTY LIBRARY
GARDEN & WASHINGTON STREETS
WINNSBORO, SOUTH CAROLINA 29180

I N S P E C T I O N S T A T U S

INSPECTION SUMMARY

+ INSPECTION MARCH 25-29 (85-17): THIS ROUTINE, ANNOUNCED INSPECTION INVOLVED 93 INSPECTOR-HOURS BOTH ONSITE AND IN THE CORPORATE OFFICE IN THE AREAS OF THE UTILITY-VENDOR INTERFACE, AND TRANSFER, EVALUATION AND IMPLEMENTATION OF ACTIONS DETERMINED BY THE LICENSEE TO BE APPROPRIATE IN RESPONSE TO VENDOR SUPPLIED TECHNICAL INFORMATION. WITHIN THE AREAS INSPECTED, NO VIOLATIONS OR DEVIATIONS WERE IDENTIFIED. SEVERAL ITEMS OF CONCERN ARE ADDRESSED IN THE REPORT FOR FOLLOWUP DURING FUTURE INSPECTIONS.

INSPECTION JUNE 1 - JULY 5 (85-28): THIS ROUTINE, UNANNOUNCED INSPECTION ENTAILED 235 INSPECTOR-HOURS ONSITE IN THE AREAS OF PLANT TOURS; OPERATIONAL SAFETY VERIFICATIONS; MONTHLY SURVEILLANCE OBSERVATIONS; MONTHLY MAINTENANCE OBSERVATIONS; REVIEW OF INSPECTOR FOLLOWUP ITEMS; A SURVEY OF LICENSEE'S RESPONSE TO SELECTED SAFETY ISSUES; AND A SPECIAL REVIEW OF SELECTED ISSUES CONCERNING ON-THE-JOB TRAINING. ONE VIOLATION WAS IDENTIFIED - FAILURE TO ADEQUATELY EVALUATE EXISTING PLANT CONDITIONS PRIOR PERFORMANCE OF A SURVEILLANCE TEST WHICH RESULTED IN BOTH TRAINS OF ECCS BEING INOPERABLE.

ENFORCEMENT SUMMARY

NONE

OTHER ITEMS

* SUMMER 1 *

Report Period JUL 1985 I N S P E C T I O N S T A T U S - (CONTINUED)

OTHER ITEMS

SYSTEMS AND COMPONENT PROBLEMS:

NONE.

FACILITY ITEMS (PLANS AND PROCEDURES):

NONE.

MANAGERIAL ITEMS:

NONE.

PLANT STATUS:

NORMAL OPERATION.

LAST IE SITE INSPECTION DATE: JUNE 1 - JULY 5, 1985 +

INSPECTION REPORT NO: 50-395/85-28 +

R E P O R T S F R O M L I C E N S E E

=====

NUMBER	DATE OF EVENT	DATE OF REPORT	SUBJECT
--------	------------------	-------------------	---------

NONE.

=====

1. Docket: 50-280 O P E R A T I N G S T A T U S

2. Reporting Period: 07/01/85 Outage + On-line Hrs: 744.0

3. Utility Contact: VIVIAN H. JONES (804) 357-3184

4. Licensed Thermal Power (MWt): 2441

5. Nameplate Rating (Gross MWe): 942 X 0.9 = 848

6. Design Electrical Rating (Net MWe): 788

7. Maximum Dependable Capacity (Gross MWe): 820

8. Maximum Dependable Capacity (Net MWe): 781

9. If Changes Occur Above Since Last Report, Give Reasons:
NONE

10. Power Level To Which Restricted, If Any (Net MWe): _____

11. Reasons for Restrictions, If Any: _____
NONE

	MONTH	YEAR	CUMULATIVE
12. Report Period Hrs	<u>744.0</u>	<u>5,087.0</u>	<u>110,519.0</u>
13. Hours Reactor Critical	<u>744.0</u>	<u>4,671.8</u>	<u>69,064.5</u>
14. Rx Reserve Shtdwn Hrs	<u>.0</u>	<u>.0</u>	<u>3,774.5</u>
15. Hrs Generator On-Line	<u>744.0</u>	<u>4,631.3</u>	<u>67,640.0</u>
16. Unit Reserve Shtdwn Hrs	<u>.0</u>	<u>.0</u>	<u>3,736.2</u>
17. Gross Therm Ener (MWH)	<u>1,729,522</u>	<u>10,714,927</u>	<u>156,203,411</u>
18. Gross Elec Ener (MWH)	<u>557,525</u>	<u>3,560,680</u>	<u>50,412,643</u>
19. Net Elec Ener (MWH)	<u>527,526</u>	<u>3,384,009</u>	<u>47,795,853</u>
20. Unit Service Factor	<u>100.0</u>	<u>91.0</u>	<u>61.2</u>
21. Unit Avail Factor	<u>100.0</u>	<u>91.0</u>	<u>64.6</u>
22. Unit Cap Factor (MDC Net)	<u>90.8</u>	<u>85.5</u>	<u>55.4</u>
23. Unit Cap Factor (DER Net)	<u>90.0</u>	<u>84.4</u>	<u>54.9</u>
24. Unit Forced Outage Rate	<u>.0</u>	<u>2.3</u>	<u>19.4</u>
25. Forced Outage Hours	<u>.0</u>	<u>108.6</u>	<u>12,542.4</u>

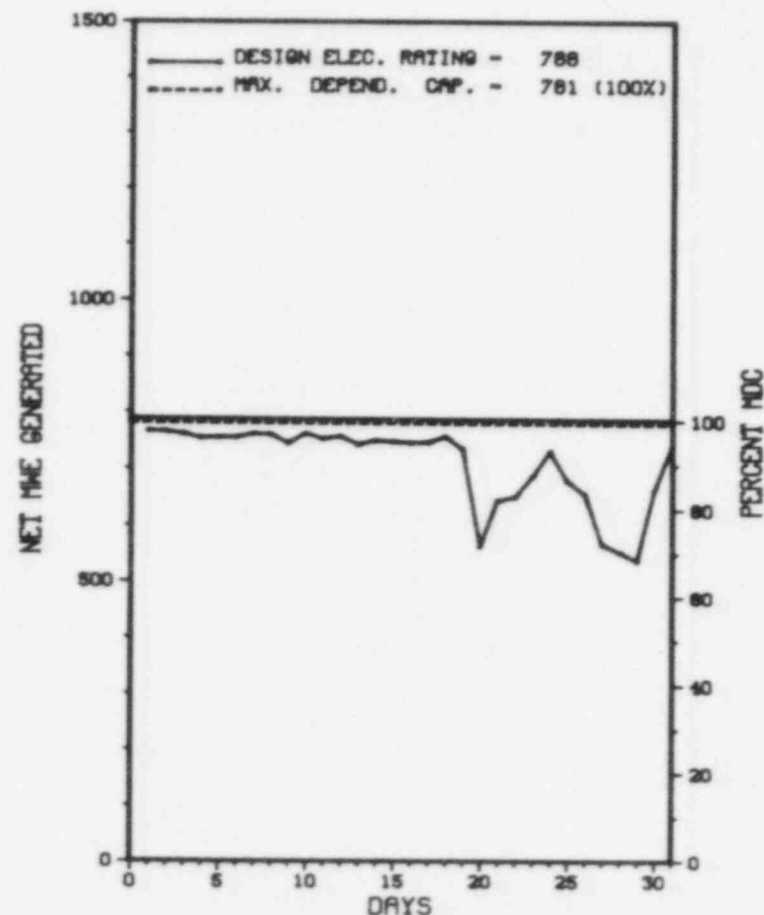
26. Shutdowns Sched Over Next 6 Months (Type, Date, Duration):
NONE

27. If Currently Shutdown Estimated Startup Date: N/A

* SURRY 1 *

AVERAGE DAILY POWER LEVEL (MWe) PLOT

SURRY 1



JULY 1985

Report Period JUL 1985

UNIT SHUTDOWNS / REDUCTIONS

 * SURRY 1 *

No.	Date	Type	Hours	Reason	Method	LER Number	System Component	Cause & Corrective Action to Prevent Recurrence
85-9	07/20/85	S	0.0	H	5			UNIT POWER WAS DECREASED TO 75%, 550 MW'S TO ALLOW CLEANING OF WATERBOXES.
85-10	07/27/85	S	0.0	H	5			UNIT POWER WAS DECREASED TO 80%, 580 MW'S TO ALLOW CLEANING OF WATERBOXES.

 * SUMMARY *

 SURRY 1 OPERATED WITH 2 REDUCTIONS DURING JULY.

Type	Reason	Method	System & Component
F-Forced	A-Equip Failure	1-Manual	Exhibit F & H
S-Sched	B-Maint or Test	2-Manual Scram	Instructions for
	C-Refueling	3-Auto Scram	Preparation of
	D-Regulatory Restriction	4-Continued	Data Entry Sheet
	E-Operator Training	5-Reduced Load	Licensee Event Report
	& License Examination	9-Other	(LER) File (NUREG-0161)

* SURRY 1 *

F A C I L I T Y D A T A

Report Period JUL 1985

FACILITY DESCRIPTION

LOCATION
STATE.....VIRGINIA
COUNTY.....SURRY
DIST AND DIRECTION FROM
NEAREST POPULATION CTR...17 MI NW OF
NEWPORT NEWS, VA

TYPE OF REACTOR.....PHR
DATE INITIAL CRITICALITY...JULY 1, 1972
DATE ELEC ENER 1ST GENER...JULY 4, 1972
DATE COMMERCIAL OPERATE...DECEMBER 22, 1972
CONDENSER COOLING METHOD...ONCE THRU
CONDENSER COOLING WATER....JAMES RIVER
ELECTRIC RELIABILITY
COUNCIL.....SOUTHEASTERN ELECTRIC
RELIABILITY COUNCIL

UTILITY & CONTRACTOR INFORMATION

UTILITY
LICENSEE.....VIRGINIA POWER
CORPORATE ADDRESS.....P.O. BOX 26666
RICHMOND, VIRGINIA 23261
CONTRACTOR
ARCHITECT/ENGINEER.....STONE & WEBSTER
NUC STEAM SYS SUPPLIER...WESTINGHOUSE
CONSTRUCTOR.....STONE & WEBSTER
TURBINE SUPPLIER.....WESTINGHOUSE

REGULATORY INFORMATION

IE REGION RESPONSIBLE.....II
IE RESIDENT INSPECTOR.....D. BURKE
LICENSING PROJ MANAGER.....D. NEIGHBORS
DOCKET NUMBER.....50-280
LICENSE & DATE ISSUANCE....DPR-32, MAY 25, 1972
PUBLIC DOCUMENT ROOM.....SWEM LIBRARY
COLLEGE OF WILLIAM AND MARY
WILLIAMSBURG, VIRGINIA 23185

I N S P E C T I O N S T A T U S

INSPECTION SUMMARY

+ INSPECTION MAY 31 - JUNE 10 (85-20): THIS ROUTINE, UNANNOUNCED INSPECTION ENTAILED 115 INSPECTOR-HOURS ONSITE IN THE AREAS OF PROCEDURE REVIEW AND WITNESSING THE 10 CFR 50 APPENDIX J TYPE A, B AND C LEAK RATE TESTING. NO VIOLATIONS OR DEVIATIONS WERE IDENTIFIED.

INSPECTION JUNE 4 - JULY 9 (85-22): THIS INSPECTION INVOLVED 100 INSPECTOR-HOURS ONSITE IN THE AREAS OF PLANT OPERATIONS AND OPERATING RECORDS, PLANT MAINTENANCE AND SURVEILLANCE, PLANT SECURITY, FOLLOW-UP OF EVENTS, LICENSEE ACTIONS ON PREVIOUS ENFORCEMENT ITEMS AND LICENSEE EVENT REPORTS (LERS). IN THE AREAS INSPECTED, NO VIOLATIONS WERE IDENTIFIED.

ENFORCEMENT SUMMARY

10 CFR 50.54(c) REQUIRES THAT NUCLEAR POWER REACTOR LICENSEES FOLLOW AND MAINTAIN IN EFFECT EMERGENCY PLANS WHICH MEET THE REQUIREMENTS OF APPENDIX E TO 10 CFR PART 50 AND THE PLANNING STANDARDS OF 10 CFR 50.47(b). 10 CFR 50.47(b)(10) REQUIRES THAT THE LICENSEE'S EMERGENCY PLANS INCLUDE A RANGE OF PROTECTIVE ACTIONS, CONSISTENT WITH FEDERAL GUIDANCE, FOR THE PLUME EXPOSURE PATHWAY EPZ FOR EMERGENCY WORKERS AND THE PUBLIC. THE FEDERAL GUIDANCE ON PROTECTIVE ACTIONS TO BE RECOMMENDED TO OFFSITE OFFICIALS FOR A GENERAL EMERGENCY IS PRESENTED IN APPENDIX 1 TO NUREG-0654/FEMA-REP-1, REV. 1, ENTITLED "CRITERIA FOR PREPARATION AND EVALUATION OF RADIOLOGICAL EMERGENCY RESPONSE PLANS AND PREPAREDNESS IN SUPPORT TO NUCLEAR POWER PLANTS." THIS GUIDANCE IS CLARIFIED BY IE INFORMATION NOTICE NO. 83-28, "CRITERIA FOR PROTECTIVE ACTION RECOMMENDATIONS FOR GENERAL EMERGENCIES." BOTH OF THESE DOCUMENTS

INFORM THE LICENSEE THAT SHELTERING OF THE POPULANCE TO 2 MILES IN ALL DIRECTIONS AND 5 MILES DOWNWIND IS TO BE RECOMMENDED TO OFFSITE AUTHORITIES PROMPTLY UPON DECLARATION OF A GENERAL EMERGENCY. CONTRARY TO THE ABOVE, THE LICENSEE'S EMERGENCY PLAN IMPLEMENTING PROCEDURES DID NOT, UNDER SOME CIRCUMSTANCES, PROVIDE CLEAR DIRECTION TO THE USER TO ISSUE A PROTECTIVE ACTION RECOMMENDATION UPON DECLARATION OF A GENERAL EMERGENCY. CONTRARY TO THE REQUIREMENTS OF APPENDIX J TO 10 CFR 50, PARAGRAPHS III.A.1.(D), III.A.1.(A) AND III.A.3.(B), THE LICENSEE FAILED TO FOLLOW THE REQUIREMENTS OF APPENDIX J IN THE FOLLOWING EXAMPLES: (1) FAILURE TO PROPERLY VENT AND DRAIN SEVEN PENETRATIONS DURING THE TYPE A TEST. (2) FAILURE TO RESTART THE TYPE A TEST AFTER THE ISOLATION OF EXCESSIVE LEAKAGE WHICH PREVENTED MEETING THE TEST ACCEPTANCE CRITERIA. THIS LEAD TO ACCEPTING AND REPORTING AN INCORRECT LEAKAGE RATE. (3) FAILURE TO CORRECTLY APPLY THE ALLOWABLE ERROR OF 0.25LA TO THE DIFFERENCE BETWEEN TYPE A AND SUPPLEMENTAL TEST RESULTS. THIS LEAD TO FAILURE TO IDENTIFY THE CAUSE OF FAILURE, CORRECT THE CAUSE, AND RUN A SUCCESSFUL SUPPLEMENTAL TEST. 10 CFR 50.54(c) REQUIRES THAT NUCLEAR POWER REACTOR LICENSEES FOLLOW AND MAINTAIN IN EFFECT EMERGENCY PLANS WHICH MEET THE REQUIREMENTS OF APPENDIX E TO 10 CFR PART 50 AND THE PLANNING STANDARDS OF 10 CFR 50.47(b). 10 CFR 50.47(b)(10) REQUIRES THAT THE LICENSEE'S EMERGENCY PLANS INCLUDE A RANGE OF PROTECTIVE ACTIONS, CONSISTENT WITH FEDERAL GUIDANCE, FOR THE PLUME EXPOSURE PATHWAY EPZ FOR EMERGENCY WORKERS AND THE PUBLIC. THE FEDERAL GUIDANCE ON PROTECTIVE ACTIONS TO BE RECOMMENDED TO OFFSITE OFFICIALS FOR A GENERAL EMERGENCY IS PRESENTED IN APPENDIX 1 TO NUREG-0654/FEMA-REP-1, REV. 1, ENTITLED "CRITERIA FOR PREPARATION AND EVALUATION OF RADIOLOGICAL EMERGENCY RESPONSE PLANS AND PREPAREDNESS IN SUPPORT TO NUCLEAR POWER PLANTS." THIS GUIDANCE IS CLARIFIED BY IE INFORMATION NOTICE NO. 83-28, "CRITERIA FOR PROTECTIVE ACTION RECOMMENDATIONS FOR GENERAL EMERGENCIES." BOTH OF THESE DOCUMENTS INFORM THE LICENSEE THAT SHELTERING OF THE POPULANCE TO 2 MILES IN ALL DIRECTIONS AND 5 MILES DOWNWIND IS TO BE RECOMMENDED TO OFFSITE AUTHORITIES PROMPTLY UPON DECLARATION OF A GENERAL EMERGENCY. CONTRARY TO THE ABOVE, THE LICENSEE'S EMERGENCY PLAN IMPLEMENTING PROCEDURES DID NOT, UNDER SOME CIRCUMSTANCES, PROVIDE CLEAR DIRECTION TO THE USER TO ISSUE A PROTECTIVE ACTION RECOMMENDATION UPON DECLARATION OF A GENERAL EMERGENCY. 10 CFR 20.201 'SURVEYS', REQUIRES, IN PART, THAT "(b) EACH LICENSEE SHALL MAKE OR CAUSE TO BE MADE SUCH SURVEYS AS (1) MAY BE NECESSARY TO COMPLY WITH THE REGULATIONS IN THIS PART, AND (2) ARE REASONABLE UNDER THE CIRCUMSTANCES TO EVALUATE THE EXTENT OF RADIATION HAZARDS THAT MAY BE PRESENT". CONTRARY TO THE REQUIREMENT, THE LICENSEE FAILED TO EVALUATE THE EXTREMITY EXPOSURES DUE TO NONPENETRATING RADIATION FOLLOWING THE STEAM GENERATOR INSERT HANDLING OCCURRENCE OF AUGUST 16, 1984. THE LICENSEE HAD IDENTIFIED THE FAILURE TO PROVIDE EXTREMITY EXPOSURE MONITORING DEVICES AND IN RESPONSE HAD PERFORMED AN EVALUATION OF THE EXTREMITY EXPOSURE DUE TO PENETRATING RADIATION. THE FAILURE TO EVALUATE EXTREMITY EXPOSURE DUE TO NONPENETRATING RADIATION WAS IDENTIFIED BY THE NRC. THE LICENSEE'S SUBSEQUENT EVALUATION ESTABLISHED A MAXIMUM EXTREMITY EXPOSURE OF 8.759 REM. 10 CFR 50 APPENDIX B, CRITERIA V AND THE TROJAN QA PROGRAM, SECTION 5.0, REQUIRE IN PART THAT ACTIVITIES AFFECTING QUALITY BE PRESCRIBED BY AND DOCUMENTED IN ACCORDANCE WITH PROCEDURES. CONTRARY TO THE REQUIREMENT, A DANGER TAG ASSOCIATED WITH THE CONTAINMENT SPRAY SYSTEM WAS NOT PROPERLY REMOVED IN ACCORDANCE WITH THE LICENSEE'S TAGGING PROCEDURE.

(8501 4)

OTHER ITEMS

SYSTEMS AND COMPONENT PROBLEMS:

NONE.

FACILITY ITEMS (PLANS AND PROCEDURES):

NONE.

MANAGERIAL ITEMS:

NONE.

PLANT STATUS:

INSPECTION STATUS - (CONTINUED)

OTHER ITEMS

LAST IE SITE INSPECTION DATE: JUNE 4 - JULY 9, 1985 +

INSPECTION REPORT NO: 50-280/85-22 +

REPORTS FROM LICENSEE

NUMBER	DATE OF EVENT	DATE OF REPORT	SUBJECT
85-012	06/09/85	07/05/85	LOW CHEMICAL ADDITION TANK LEVEL, A FAILED CLOSED CONTACT CAUSED THE MOTOR OPERATED VALVE TO RE-OPEN.

THIS PAGE INTENTIONALLY LEFT BLANK

1. Docket: 50-281 O P E R A T I N G S T A T U S

2. Reporting Period: 07/01/85 Outage + On-line Hrs: 744.0

3. Utility Contact: VIVIAN H. JONES (804) 357-3184

4. Licensed Thermal Power (MWh): 2441

5. Nameplate Rating (Gross MWe): 942 X 0.9 = 848

6. Design Electrical Rating (Net MWe): 788

7. Maximum Dependable Capacity (Gross MWe): 811

8. Maximum Dependable Capacity (Net MWe): 775

9. If Changes Occur Above Since Last Report, Give Reasons:
NONE

10. Power Level To Which Restricted, If Any (Net MWe): _____

11. Reasons for Restrictions, If Any: _____
NONE

	MONTH	YEAR	CUMULATIVE
12. Report Period Hrs	<u>744.0</u>	<u>5,087.0</u>	<u>107,399.0</u>
13. Hours Reactor Critical	<u>744.0</u>	<u>2,718.9</u>	<u>68,724.8</u>
14. Rx Reserve Shtdwn Hrs	<u>.0</u>	<u>.0</u>	<u>23.8</u>
15. Hrs Generator On-Line	<u>732.0</u>	<u>2,646.5</u>	<u>67,554.1</u>
16. Unit Reserve Shtdwn Hrs	<u>.0</u>	<u>.0</u>	<u>.0</u>
17. Gross Therm Ener (MWH)	<u>1,218,981</u>	<u>5,703,283</u>	<u>157,701,686</u>
18. Gross Elec Ener (MWH)	<u>383,285</u>	<u>1,813,690</u>	<u>51,099,164</u>
19. Net Elec Ener (MWH)	<u>357,484</u>	<u>1,713,927</u>	<u>48,430,369</u>
20. Unit Service Factor	<u>98.4</u>	<u>52.0</u>	<u>62.9</u>
21. Unit Avail Factor	<u>98.4</u>	<u>52.0</u>	<u>62.9</u>
22. Unit Cap Factor (MDC Net)	<u>62.0</u>	<u>43.5</u>	<u>58.2</u>
23. Unit Cap Factor (DER Net)	<u>61.0</u>	<u>42.8</u>	<u>57.2</u>
24. Unit Forced Outage Rate	<u>1.6</u>	<u>.5</u>	<u>13.6</u>
25. Forced Outage Hours	<u>12.0</u>	<u>12.0</u>	<u>7,925.9</u>

26. Shutdowns Sched Over Next 6 Months (Type, Date, Duration):

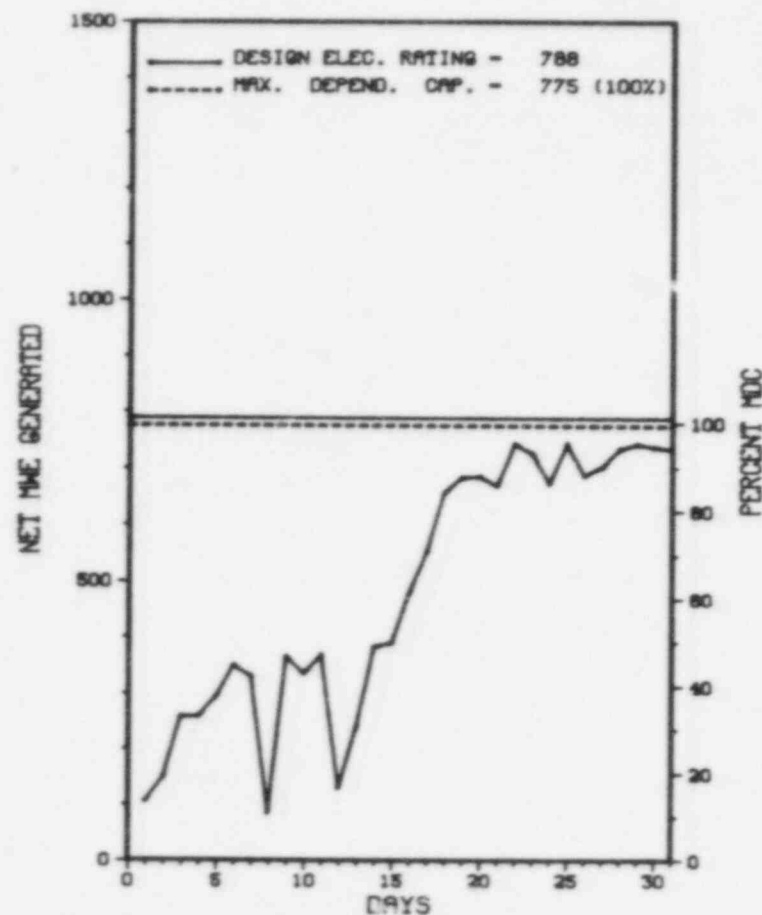
SNUBBER/MAINTENANCE - 10-11-85 - 10 DAYS

27. If Currently Shutdown Estimated Startup Date: N/A

X SURRY 2 X

AVERAGE DAILY POWER LEVEL (MWe) PLOT

SURRY 2



JULY 1985

Report Period JUL 1985

UNIT SHUTDOWNS / REDUCTIONS

 * SURRY 2 *

No.	Date	Type	Hours	Reason	Method	LER Number	System Component	Cause & Corrective Action to Prevent Recurrence
85-3	07/08/85	F	12.0	A	1			THE GENERATOR WAS TAKEN OFF THE LINE TO BALANCE THE TURBINE DUE TO HIGH VIBRATIONS. CAUSE OF VIBRATIONS NOT KNOWN AT THIS TIME.
85-4	07/11/85	F	0.0	H	5			POWER WAS REDUCED TO 20%, 100MW'S DUE TO CHEMISTRY GOING OUT OF SPECS., WHEN ATTEMPTING TO FLOW THE HPD PUMPS TO THE STEAM GENERATORS.

 * SUMMARY *

 SURRY 2 OPERATED WITH 1 OUTAGE AND 1 REDUCTION DURING JULY.

Type	Reason	Method	System & Component
F-Forced	A-Equip Failure	1-Manual	Exhibit F & H
S-Sched	B-Maint or Test	2-Manual Scram	Instructions for
	C-Refueling	3-Auto Scram	Preparation of
	D-Regulatory Restriction	4-Continued	Data Entry Sheet
	E-Operator Training	5-Reduced Load	Licensee Event Report
	& License Examination	9-Other	(LER) File (NUREG-0161)

X SURRY 2 X

FACILITY DATA

Report Period JUL 1985

FACILITY DESCRIPTION

LOCATION
STATE.....VIRGINIA
COUNTY.....SURRY
DIST AND DIRECTION FROM
NEAREST POPULATION CTR...17 MI NW OF
NEWPORT NEWS, VA
TYPE OF REACTOR.....PWR
DATE INITIAL CRITICALITY...MARCH 7, 1973
DATE ELEC ENER 1ST GENER...MARCH 10, 1973
DATE COMMERCIAL OPERATE...MAY 1, 1973
CONDENSER COOLING METHOD...ONCE THRU
CONDENSER COOLING WATER....JAMES RIVER
ELECTRIC RELIABILITY
COUNCIL.....SOUTHEASTERN ELECTRIC
RELIABILITY COUNCIL

UTILITY & CONTRACTOR INFORMATION

UTILITY
LICENSEE.....VIRGINIA POWER
CORPORATE ADDRESS.....P.O. BOX 26666
RICHMOND, VIRGINIA 23261
CONTRACTOR
ARCHITECT/ENGINEER.....STONE & WEBSTER
NUC STEAM SYS SUPPLIER...WESTINGHOUSE
CONSTRUCTOR.....STONE & WEBSTER
TURBINE SUPPLIER.....WESTINGHOUSE

REGULATORY INFORMATION

IE REGION RESPONSIBLE.....II
IE RESIDENT INSPECTOR.....D. BURKE
LICENSING PROJ MANAGER.....D. NEIGHBORS
DOCKET NUMBER.....50-281
LICENSE & DATE ISSUANCE...DPR-37, JANUARY 29, 1973
PUBLIC DOCUMENT ROOM.....SWEM LIBRARY
COLLEGE OF WILLIAM AND MARY
WILLIAMSBURG, VIRGINIA 23185

I N S P E C T I O N S T A T U S

INSPECTION SUMMARY

+ INSPECTION MAY 31 - JUNE 10 (85-20): THIS ROUTINE, UNANNOUNCED INSPECTION ENTAILED 115 INSPECTOR-HOURS ONSITE IN THE AREAS OF PROCEDURE REVIEW AND WITNESSING THE 10 CFR 50 APPENDIX J TYPE A, B AND C LEAK RATE TESTING. NO VIOLATIONS OR DEVIATIONS WERE IDENTIFIED.

INSPECTION JUNE 4 - JULY 9 (85-22): THIS INSPECTION INVOLVED 100 INSPECTOR-HOURS ONSITE IN THE AREAS OF PLANT OPERATIONS AND OPERATING RECORDS, PLANT MAINTENANCE AND SURVEILLANCE, PLANT SECURITY, FOLLOWUP OF EVENTS, LICENSEE ACTIONS ON PREVIOUS ENFORCEMENT ITEMS AND LICENSEE EVENT REPORTS (LERS). IN THE AREAS INSPECTED, NO VIOLATIONS WERE IDENTIFIED.

ENFORCEMENT SUMMARY

NONE

OTHER ITEMS

SYSTEMS AND COMPONENT PROBLEMS:

Report Period JUL 1985

INSPECTION STATUS - (CONTINUED)

* SURRY 2 *

OTHER ITEMS

NONE.

FACILITY ITEMS (PLANS AND PROCEDURES):

NONE.

MANAGERIAL ITEMS:

NONE.

PLANT STATUS:

REFUELING OUTAGE

LAST IE SITE INSPECTION DATE: JUNE 4 - JULY 9, 1985 +

INSPECTION REPORT NO: 50-281/85-22 +

REPORTS FROM LICENSEE

=====

NUMBER	DATE OF EVENT	DATE OF REPORT	SUBJECT
85-007	06/12/85	07/05/85	INADVERTENT SAFETY INJECTION, THE SI FUNCTION TEST WILL BE MODIFIED.

=====

1. Docket: 50-387 O P E R A T I N G S T A T U S
2. Reporting Period: 07/01/85 Outage + On-line Hrs: 744.0
3. Utility Contact: L. A. KUCZYNSKI (717) 542-3759
4. Licensed Thermal Power (MWh): 3293
5. Nameplate Rating (Gross MWe): 1280 X 0.9 = 1152
6. Design Electrical Rating (Net MWe): 1065
7. Maximum Dependable Capacity (Gross MWe): 1068
8. Maximum Dependable Capacity (Net MWe): 1032
9. If Changes Occur Above Since Last Report, Give Reasons:

10. Power Level To Which Restricted, If Any (Net MWe): _____

11. Reasons for Restrictions, If Any: _____

NONE

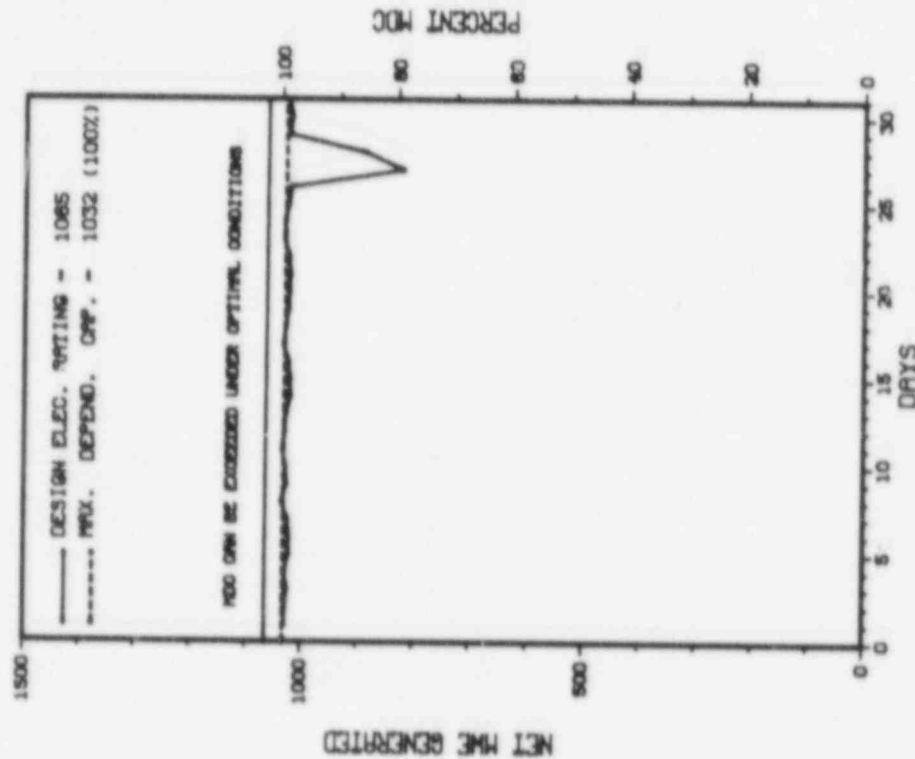
	MONTH	YEAR	CUMULATIVE
12. Report Period Hrs	744.0	5,087.0	18,840.0
13. Hours Reactor Critical	744.0	2,148.5	12,543.1
14. Rx Reserve Shtdm Hrs	.0	41.8	473.7
15. Hrs Generator On-Line	744.0	2,068.5	12,217.2
16. Unit Reserve Shtdm Hrs	.0	.0	.0
17. Gross Therm Ener (MMH)	2,420.853	6,100.315	36,722.239
18. Gross Elec Ener (MMH)	784.216	1,976.936	11,966.566
19. Net Elec Ener (MMH)	756.234	1,862.956	11,487.470
20. Unit Service Factor	100.0	40.7	64.8
21. Unit Avail Factor	100.0	40.7	64.8
22. Unit Cap Factor (MDC Net)	98.5	35.5	59.1
23. Unit Cap Factor (DER Net)	95.4	34.4	57.3
24. Unit Forced Outage Rate	.0	2.5	12.3
25. Forced Outage Hours	.0	53.9	1,710.5
26. Shutdowns Sched Over Next 6 Months (Type, Date, Duration):			

NONE

27. If Currently Shutdown Estimated Startup Date: N/A

 X SUSQUEHANNA 1

 AVERAGE DAILY POWER LEVEL (MWe) PLOT
 SUSQUEHANNA 1



JULY 1985

Report Period JUL 1985

UNIT SHUTDOWNS / REDUCTIONS

* SUSQUEHANNA 1 *

No.	Date	Type	Hours	Reason	Method	LER Number	System Component	Cause & Corrective Action to Prevent Recurrence
-----	------	------	-------	--------	--------	------------	------------------	---

NONE

* SUMMARY *

SUSQUEHANNA 1 OPERATED ROUTINELY WITH NO REPORTED REDUCTIONS OR OUTAGES DURING JULY.

Type	Reason	Method	System & Component
F-Forced	A-Equip Failure	1-Manual	Exhibit F & H
S-Sched	B-Maint or Test	2-Manual Scram	Instructions for
	C-Refueling	3-Auto Scram	Preparation of
	D-Regulatory Restriction	4-Continued	Data Entry Sheet
	E-Operator Training	5-Reduced Load	Licensee Event Report
	& License Examination	9-Other	(LER) File (NUREG-0161)

* SUSQUEHANNA 1 *

FACILITY DATA

Report Period JUL 1985

FACILITY DESCRIPTION

LOCATION
STATE.....PENNSYLVANIA
COUNTY.....LUZERNE
DIST AND DIRECTION FROM
NEAREST POPULATION CTR...7 MI NE OF
BERWICK, PA
TYPE OF REACTOR.....BWR
DATE INITIAL CRITICALITY...SEPTEMBER 10, 1982
DATE ELEC ENER 1ST GENER...NOVEMBER 16, 1982
DATE COMMERCIAL OPERATE....JUNE 8, 1983
CONDENSER COOLING METHOD...CC.HNDCT
CONDENSER COOLING WATER...SUSQUEHANNA RIVER
ELECTRIC RELIABILITY
COUNCIL.....MID-ATLANTIC
AREA COUNCIL

UTILITY & CONTRACTOR INFORMATION

UTILITY
LICENSEE.....PENNSYLVANIA POWER & LIGHT
CORPORATE ADDRESS.....2 NORTH NINTH STREET
ALLENTOWN, PENNSYLVANIA 18101
CONTRACTOR
ARCHITECT/ENGINEER.....BECHTEL
NUC STEAM SYS SUPPLIER...GENERAL ELECTRIC
CONSTRUCTOR.....BECHTEL
TURBINE SUPPLIER.....GENERAL ELECTRIC

REGULATORY INFORMATION

IE REGION RESPONSIBLE.....I
IE RESIDENT INSPECTOR.....R. JACOBS
LICENSING PROJ MANAGER.....M. CAMPAGNONE
DOCKET NUMBER.....50-387
LICENSE & DATE ISSUANCE...NPF-14, NOVEMBER 12, 1982
PUBLIC DOCUMENT ROOM.....OSTERHOUT FREE LIBRARY
71 SOUTH FRANKLIN STREET
WILKES-BARRE, PENNSYLVANIA 18701

I N S P E C T I O N S T A T U S

INSPECTION SUMMARY

NO INSPECTION INPUT PROVIDED.

ENFORCEMENT SUMMARY

NONE

OTHER ITEMS

SYSTEMS AND COMPONENTS:

NO INPUT PROVIDED.

FACILITY ITEMS (PLANS AND PROCEDURES):

NO INPUT PROVIDED.

Report Period JUL 1985

INSPECTION STATUS - (CONTINUED)

* SUSQUEHANNA 1 *

OTHER ITEMS

MANAGERIAL ITEMS:

NO INPUT PROVIDED.

PLANT STATUS:

NO INPUT PROVIDED.

LAST IE SITE INSPECTION DATE: NO INPUT PROVIDED.

INSPECTION REPORT NO: NO INPUT PROVIDED.

REPORTS FROM LICENSEE

=====

NUMBER	DATE OF EVENT	DATE OF REPORT	SUBJECT
--------	------------------	-------------------	---------

NO INPUT PROVIDED.

=====

1. Docket: 50-388 **OPERATING STATUS**
 2. Reporting Period: 07/01/85 Outage + On-line Hrs: 744.0
 3. Utility Contact: L. A. KUCZYNSKI (717) 542-3759
 4. Licensed Thermal Power (MWh): 3293
 5. Nameplate Rating (Gross MWe): 1152
 6. Design Electrical Rating (Net MWe): 1065
 7. Maximum Dependable Capacity (Gross MWe): 1068
 8. Maximum Dependable Capacity (Net MWe): 1032
 9. If Changes Occur Above Since Last Report, Give Reasons:

10. Power Level To Which Restricted, If Any (Net MWe): _____

11. Reasons for Restrictions, If Any: _____

NONE

	MONTH	YEAR	CUMULATIVE
12. Report Period Hrs	<u>744.0</u>	<u>4,079.0</u>	<u>4,079.0</u>
13. Hours Reactor Critical	<u>610.7</u>	<u>3,652.3</u>	<u>3,652.3</u>
14. Rx Reserve Shtdwn Hrs	<u>133.3</u>	<u>356.2</u>	<u>356.2</u>
15. Hrs Generator On-Line	<u>593.5</u>	<u>3,561.5</u>	<u>3,561.5</u>
16. Unit Reserve Shtdwn Hrs	<u>.0</u>	<u>.0</u>	<u>.0</u>
17. Gross Therm Ener (MWH)	<u>1,827,559</u>	<u>11,165,534</u>	<u>11,165,534</u>
18. Gross Elec Ener (MWH)	<u>590,294</u>	<u>3,643,126</u>	<u>3,643,126</u>
19. Net Elec Ener (MWH)	<u>567,230</u>	<u>3,512,499</u>	<u>3,512,499</u>
20. Unit Service Factor	<u>79.8</u>	<u>87.3</u>	<u>87.3</u>
21. Unit Avail Factor	<u>79.8</u>	<u>87.3</u>	<u>87.3</u>
22. Unit Cap Factor (MDC Net)	<u>73.9</u>	<u>83.0</u>	<u>83.4</u>
23. Unit Cap Factor (DER Net)	<u>71.6</u>	<u>80.9</u>	<u>80.9</u>
24. Unit Forced Outage Rate	<u>20.2</u>	<u>12.7</u>	<u>12.7</u>
25. Forced Outage Hours	<u>150.5</u>	<u>517.5</u>	<u>517.5</u>

26. Shutdowns Sched Over Next 6 Months (Type, Date, Duration):

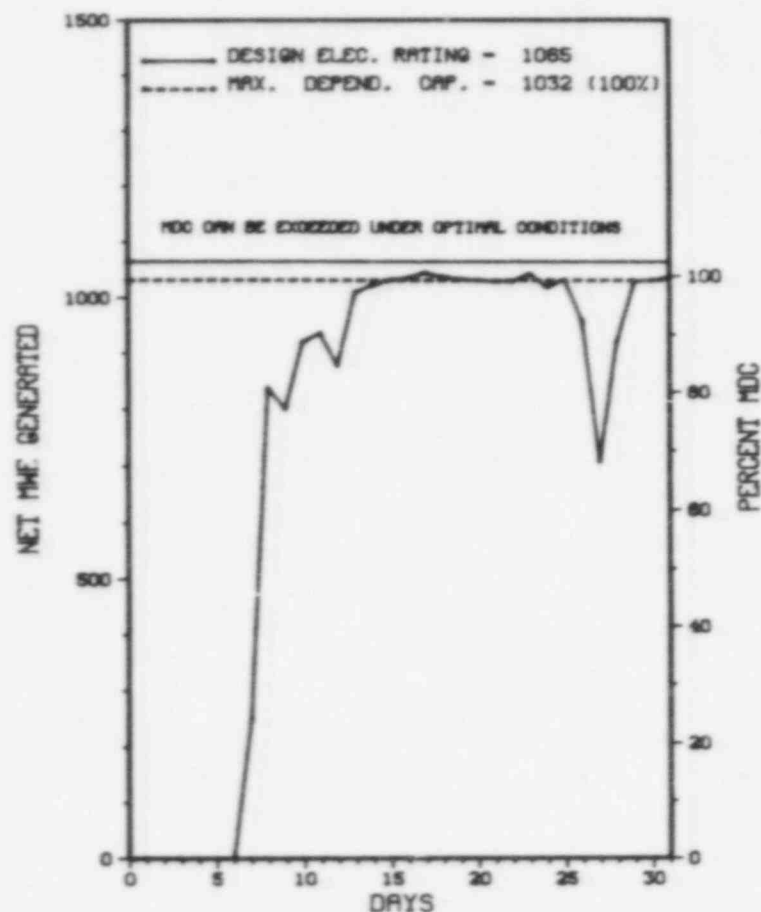
NONE

27. If Currently Shutdown Estimated Startup Date: N/A

 * SUSQUEHANNA 2 *

AVERAGE DAILY POWER LEVEL (MWe) PLOT

SUSQUEHANNA 2



JULY 1985

* SUSQUEHANNA 2 *

F A C I L I T Y D A T A

Report Period JUL 1985

FACILITY DESCRIPTION

LOCATION
STATE.....PENNSYLVANIA
COUNTY.....LUZERNE
DIST AND DIRECTION FROM
NEAREST POPULATION CTR...7 MI NE OF
BERWICK, PA
TYPE OF REACTOR.....BWR
DATE INITIAL CRITICALITY...MAY 8, 1984
DATE ELEC ENER 1ST GENER...JULY 3, 1984
DATE COMMERCIAL OPERATE....FEBRUARY 12, 1985
CONDENSER COOLING METHOD...CC.HNDCT
CONDENSER COOLING WATER....SUSQUEHANNA RIVER
ELECTRIC RELIABILITY
COUNCIL.....MID-ATLANTIC
AREA COUNCIL

UTILITY & CONTRACTOR INFORMATION

UTILITY
LICENSEE.....PENNSYLVANIA POWER & LIGHT
CORPORATE ADDRESS.....2 NORTH NINTH STREET
ALLEN TOWN, PENNSYLVANIA 18101
CONTRACTOR
ARCHITECT/ENGINEER.....BECHTEL
NUC STEAM SYS SUPPLIER...GENERAL ELECTRIC
CONSTRUCTOR.....BECHTEL
TURBINE SUPPLIER.....GENERAL ELECTRIC
REGULATORY INFORMATION
IE REGION RESPONSIBLE.....I
IE RESIDENT INSPECTOR.....L. PLISCO
LICENSING PROJ MANAGER.....M. CAMPAGNONE
DOCKET NUMBER.....50-388
LICENSE & DATE ISSUANCE....NPF-22, JUNE 27, 1984
PUBLIC DOCUMENT ROOM.....

I N S P E C T I O N S T A T U S

WILKES-BARRE, PENNSYLVANIA 18701

INSPECTION SUMMARY

NO INSPECTION INPUT PROVIDED.

ENFORCEMENT SUMMARY

NONE

OTHER ITEMS

SYSTEMS AND COMPONENTS:
NO INPUT PROVIDED.
FACILITY ITEMS (PLANS AND PROCEDURES):
NO INPUT PROVIDED.

INSPECTION STATUS - (CONTINUED)

SUSQUEHANNA 2

NO INPUT PROVIDED.

NO INPUT PROVIDED.

INSPECTION REPORT NO: NO INPUT PROVIDED.

REPORTS FROM LICENSEE

NO INPUT PROVIDED.

1. Docket: 50-289 O P E R A T I N G S T A T U S
2. Reporting Period: 07/01/85 Outage + On-line Hrs: 744.0
3. Utility Contact: C. W. SMYTH (717) 948-8551
4. Licensed Thermal Power (MWe): 2535
5. Nameplate Rating (Gross MWe): 968 X 0.9 = 871
6. Design Electrical Rating (Net MWe): 819
7. Maximum Dependable Capacity (Gross MWe): 840
8. Maximum Dependable Capacity (Net MWe): 776
9. If Changes Occur Above Since Last Report, Give Reasons:
NONE

10. Power Level To Which Restricted, If Any (Net MWe): _____
11. Reasons for Restrictions, If Any: _____
- NONE

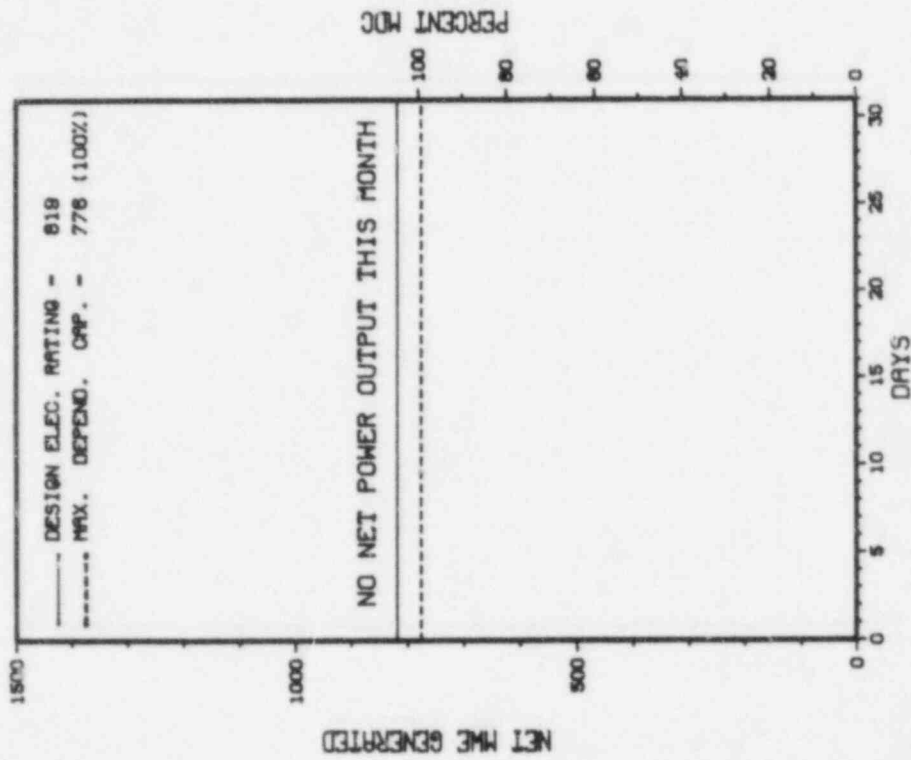
	MONTH	YEAR	CUMULATIVE
12. Report Period Hrs	744.0	5,087.0	95,664.0
13. Hours Reactor Critical	.0	.0	31,731.8
14. Rx Reserve Shtdn Hrs	.0	.0	839.5
15. Hrs Generator On-Line	.0	.0	31,180.2
16. Unit Reserve Shtdn Hrs	.0	.0	.0
17. Gross Therm Ener (MWH)	.0	.0	76,531.071
18. Gross Elec Ener (MWH)	.0	.0	25,484,330
19. Net Elec Ener (MWH)	.0	.0	23,840,053
20. Unit Service Factor	.0	.0	32.6
21. Unit Avail Factor	.0	.0	32.6
22. Unit Cap Factor (MDC Net)	.0	.0	31.9*
23. Unit Cap Factor (DER Net)	.0	.0	30.4
24. Unit Forced Outage Rate	100.0	100.0	64.7
25. Forced Outage Hours	744.0	5,087.0	56,996.5
26. Shutdowns Sched Over Next 6 Months (Type, Date, Duration):			

- NONE
27. If Currently Shutdown Estimated Startup Date: N/A

* THREE MILE ISLAND 1 *

AVERAGE DAILY POWER LEVEL (MWe) PLOT

THREE MILE ISLAND 1



JULY 1985

* Item calculated with a Weighted Average

 * THREE MILE ISLAND 1 *

Report Period JUL 1985

UNIT SHUTDOWNS / REDUCTIONS

No.	Date	Type	Hours	Reason	Method	LER Number	System Component	Cause & Corrective Action to Prevent Recurrence
1	02/17/79	F	744.0	D	4	ZZ	ZZZZZZ	REGULATORY RESTRAINT ORDER CONTINUES.

THREE MILE ISLAND 1 REMAINS SHUTDOWN FOLLOWING THE ACCIDENT AT UNIT 2.

 * SUMMARY *

Type	Reason	Method	System & Component
F-Forced	A-Equip Failure	1-Manual	Exhibit F & H
S-Sched	B-Maint or Test	2-Manual Scram	Instructions for
	C-Refueling	3-Auto Scram	Preparation of
	D-Regulatory Restriction	4-Continued	Data Entry Sheet
	E-Operator Training	5-Reduced Load	Licensee Event Report
	& License Examination	9-Other	(LER) File (NUREG-0161)

* THREE MILE ISLAND 1 *

FACILITY DATA

Report Period JUL 1985

FACILITY DESCRIPTION

LOCATION
STATE.....PENNSYLVANIA
COUNTY.....DAUPHIN
DIST AND DIRECTION FROM
NEAREST POPULATION CTR...10 MI SE OF
HARRISBURG, PA
TYPE OF REACTOR.....PWR
DATE INITIAL CRITICALITY...JUNE 5, 1974
DATE ELEC ENER 1ST GENER...JUNE 19, 1974
DATE COMMERCIAL OPERATE...SEPTEMBER 2, 1974
CONDENSER COOLING METHOD... COOLING TOWERS
CONDENSER COOLING WATER...SUSQUEHANNA RIVER
ELECTRIC RELIABILITY
COUNCIL.....MID-ATLANTIC
AREA COUNCIL

UTILITY & CONTRACTOR INFORMATION

UTILITY
LICENSEE.....GPU NUCLEAR CORP.
CORPORATE ADDRESS.....P.O. BOX 480
MIDDLETOWN, PENNSYLVANIA 17057
CONTRACTOR
ARCHITECT/ENGINEER.....GILBERT ASSOCIATES
NUC STEAM SYS SUPPLIER...BABCOCK & WILCOX
CONSTRUCTOR.....UNITED ENG. & CONSTRUCTORS
TURBINE SUPPLIER.....GENERAL ELECTRIC

REGULATORY INFORMATION

IE REGION RESPONSIBLE.....I
IE RESIDENT INSPECTOR.....R. CONTE
LICENSING PROJ MANAGER.....J. THOMA
DOCKET NUMBER.....50-289
LICENSE & DATE ISSUANCE...DPR-50, APRIL 19, 1974
PUBLIC DOCUMENT ROOM.....GOVERNMENT PUBLICATIONS SECTION
STATE LIBRARY OF PENNSYLVANIA
FORUM BUILDING
COMMONWEALTH AND WALNUT STREET
HARRISBURG, PENNSYLVANIA 17105

INSPECTION STATUS

INSPECTION SUMMARY

NO INSPECTION INPUT PROVIDED.

ENFORCEMENT SUMMARY

NONE

OTHER ITEMS

SYSTEMS AND COMPONENTS:

NO INPUT PROVIDED.

FACILITY ITEMS (PLANS AND PROCEDURES):

INSPECTION STATUS - (CONTINUED)

THREE MILE ISLAND 1

MANAGERIAL ITEMS:

PLANT STATUS:

LAST IE SITE INSPECTION DATE: NO INPUT PROVIDED.

INSPECTION REPORT NO: NO INPUT PROVIDED.

[illegible]

DATE OF REPORT	SUBJECT

11
12
13
14
15
16
17
18
19
20
21
22
23
24
25
26
27
28
29
30
31
32
33
34
35
36
37
38
39
40
41
42
43
44
45
46
47
48
49
50
51
52
53
54
55
56
57
58
59
60
61
62
63
64
65
66
67
68
69
70
71
72
73
74
75
76
77
78
79
80
81
82
83
84
85
86
87
88
89
90
91
92
93
94
95
96
97
98
99
100
101
102
103
104
105
106
107
108
109
110
111
112
113
114
115
116
117
118
119
120
121
122
123
124
125
126
127
128
129
130
131
132
133
134
135
136
137
138
139
140
141
142
143
144
145
146
147
148
149
150
151
152
153
154
155
156
157
158
159
160
161
162
163
164
165
166
167
168
169
170
171
172
173
174
175
176
177
178
179
180
181
182
183
184
185
186
187
188
189
190
191
192
193
194
195
196
197
198
199
200
201
202
203
204
205
206
207
208
209
210
211
212
213
214
215
216
217
218
219
220
221
222
223
224
225
226
227
228
229
230
231
232
233
234
235
236
237
238
239
240
241
242
243
244
245
246
247
248
249
250
251
252
253
254
255
256
257
258
259
260
261
262
263
264
265
266
267
268
269
270
271
272
273
274
275
276
277
278
279
280
281
282
283
284
285
286
287
288
289
290
291
292
293
294
295
296
297
298
299
300
301
302
303
304
305
306
307
308
309
310
311
312
313
314
315
316
317
318
319
320
321
322
323
324
325
326
327
328
329
330
331
332
333
334
335
336
337
338
339
340
341
342
343
344
345
346
347
348
349
350
351
352
353
354
355
356
357
358
359
360
361
362
363
364
365
366
367
368
369
370
371
372
373
374
375
376
377
378
379
380
381
382
383
384
385
386
387
388
389
390
391
392
393
394
395
396
397
398
399
400
401
402
403
404
405
406
407
408
409
410
411
412
413
414
415
416
417
418
419
420
421
422
423
424
425
426
427
428
429
430
431
432
433
434
435
436
437
438
439
440
441
442
443
444
445
446
447
448
449
450
451
452
453
454
455
456
457
458
459
460
461
462
463
464
465
466
467
468
469
470
471
472
473
474
475
476
477
478
479
480
481
482
483
484
485
486
487
488
489
490
491
492
493
494
495
496
497
498
499
500
501
502
503
504
505
506
507
508
509
510
511
512
513
514
515
516
517
518
519
520
521
522
523
524
525
526
527
528
529
530
531
532
533
534
535
536
537
538
539
540
541
542
543
544
545
546
547
548
549
550
551
552
553
554
555
556
557
558
559
560
561
562
563
564
565
566
567
568
569
570
571
572
573
574
575
576
577
578
579
580
581
582
583
584
585
586
587
588
589
590
591
592
593
594
595
596
597
598
599
600
601
602
603
604
605
606
607
608
609
610
611
612
613
614
615
616
617
618
619
620
621
622
623
624
625
626
627
628
629
630
631
632
633
634
635
636
637
638
639
640
641
642
643
644
645
646
647
648
649
650
651
652
653
654
655
656
657
658
659
660
661
662
663
664
665
666
667
668
669
670
671
672
673
674
675
676
677
678
679
680
681
682
683
684
685
686
687
688
689
690
691
692
693
694
695
696
697
698
699
700
701
702
703
704
705
706
707
708
709
710
711
712
713
714
715
716
717
718
719
720
721
722
723
724
725
726
727
728
729
730
731
732
733
734
735
736
737
738
739
740
741
742
743
744
745
746
747
748
749
750
751
752
753
754
755
756
757
758
759
760
761
762
763
764
765
766
767
768
769
770
771
772
773
774
775
776
777
778
779
780
781
782
783
784
785
786
787
788
789
790
791
792
793
794
795
796
797
798
799
800
801
802
803
804
805
806
807
808
809
810
811
812
813
814
815
816
817
818
819
820
821
822
823
824
825
826
827
828
829
830
831
832
833
834
835
836
837
838
839
840
841
842
843
844
845
846

1. Docket: 50-344 O P E R A T I N G S T A T U S

2. Reporting Period: 07/01/85 Outage + On-line Hrs: 744.0

3. Utility Contact: G. ZIMMERMAN (503) 226-8119

4. Licensed Thermal Power (MWt): 3411

5. Nameplate Rating (Gross MWe): 1280 X 0.95 = 1216

6. Design Electrical Rating (Net MWe): 1130

7. Maximum Dependable Capacity (Gross MWe): 1122

8. Maximum Dependable Capacity (Net MWe): 1080

9. If Changes Occur Above Since Last Report, Give Reasons:
NONE

10. Power Level To Which Restricted, If Any (Net MWe):

11. Reasons for Restrictions, If Any:
NONE

	MONTH	YEAR	CUMULATIVE
12. Report Period Hrs	<u>744.0</u>	<u>5,087.0</u>	<u>78,143.0</u>
13. Hours Reactor Critical	<u>537.2</u>	<u>3,304.6</u>	<u>47,050.3</u>
14. Rx Reserve Shtdwn Hrs	<u>.0</u>	<u>.0</u>	<u>3,875.4</u>
15. Hrs Generator On-Line	<u>475.6</u>	<u>3,225.1</u>	<u>45,560.7</u>
16. Unit Reserve Shtdwn Hrs	<u>.0</u>	<u>.0</u>	<u>3,237.0</u>
17. Gross Therm Ener (MWH)	<u>1,474,843</u>	<u>10,677,221</u>	<u>144,663,383</u>
18. Gross Elec Ener (MWH)	<u>475,460</u>	<u>3,417,954</u>	<u>46,973,734</u>
19. Net Elec Ener (MWH)	<u>444,973</u>	<u>3,244,227</u>	<u>44,394,727</u>
20. Unit Service Factor	<u>63.9</u>	<u>63.4</u>	<u>58.3</u>
21. Unit Avail Factor	<u>63.9</u>	<u>63.4</u>	<u>62.4</u>
22. Unit Cap Factor (MDC Net)	<u>55.4</u>	<u>59.1</u>	<u>52.6</u>
23. Unit Cap Factor (DER Net)	<u>52.9</u>	<u>56.4</u>	<u>50.3</u>
24. Unit Forced Outage Rate	<u>19.9</u>	<u>7.9</u>	<u>16.5</u>
25. Forced Outage Hours	<u>118.1</u>	<u>277.6</u>	<u>9,000.2</u>

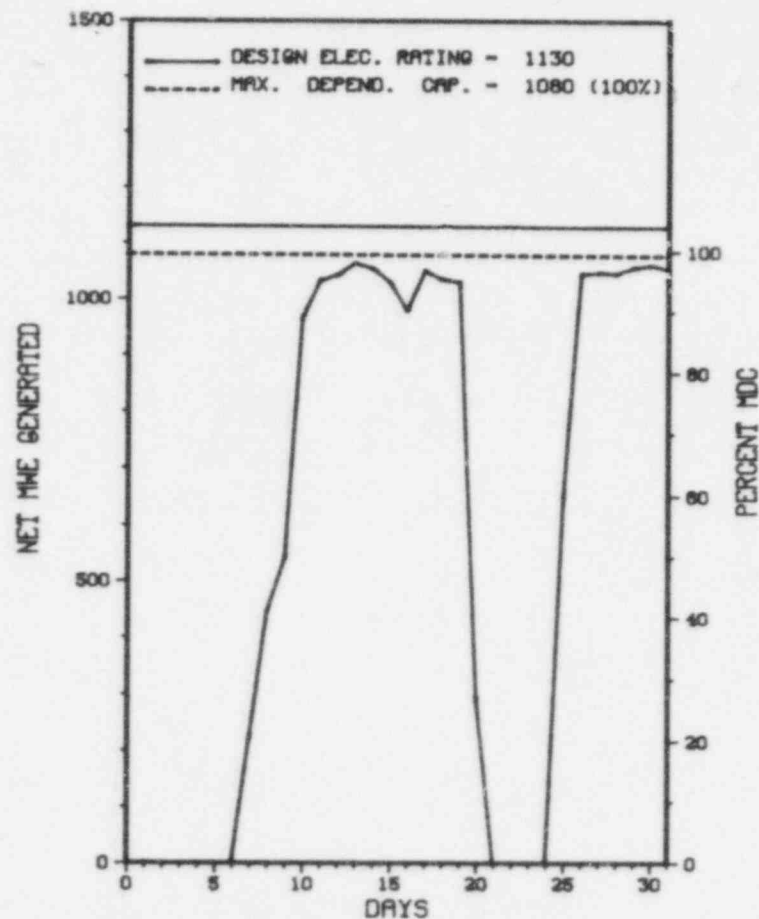
26. Shutdowns Sched Over Next 6 Months (Type, Date, Duration):
NONE

27. If Currently Shutdown Estimated Startup Date: N/A

* TROJAN *

AVERAGE DAILY POWER LEVEL (MWe) PLOT

TROJAN



JULY 1985

Report Period JUL 1985

UNIT SHUTDOWNS / REDUCTIONS

 * TROJAN *

No.	Date	Type	Hours	Reason	Method	LER Number	System	Component	Cause & Corrective Action to Prevent Recurrence
85-03	05/02/85	S	144.9	C	4				1985 REFUELING OUTAGE.
85-04	07/06/85	S	5.4	B	9				TURBINE-GENERATOR TESTING REACTOR REMAINED CRITICAL.
85-05	07/20/85	F	118.1	A	3	85-09	EB	TRANSF	HIGH WINDING TEMPERATURES ON UNIT AUXILIARY TRANSFORMER DUE TO FAILURE OF TRANSFORMER COOLING SYSTEM CAUSED AN ELECTRICAL BUS/MAIN GENERATOR LOCKOUT. THE LOCKOUT CAUSED A TURBINE TIRP/REACTOR TRIP FROM 100% POWER.

 * SUMMARY *

TROJAN RETURNED ONLINE FROM REFUELING/MAINTENANCE ON JULY 6TH AND OPERATED WITH 1 ADDITIONAL OUTAGE FOR EQUIPMENT FAILURE DURING JULY.

Type	Reason	Method	System & Component
F-Forced	A-Equip Failure	F-Admin	1-Manual
S-Sched	B-Maint or Test	G-Oper Error	2-Manual Scram
	C-Refueling	H-Other	3-Auto Scram
	D-Regulatory Restriction		4-Continued
	E-Operator Training		5-Reduced Load
	& License Examination		9-Other
			Exhibit F & H
			Instructions for
			Preparation of
			Data Entry Sheet
			Licensee Event Report
			(LER) File (NUREG-0161)

* TROJAN *

FACILITY DATA

Report Period JUL 1985

FACILITY DESCRIPTION

LOCATION
STATE.....OREGON
COUNTY.....COLUMBIA
DIST AND DIRECTION FROM
NEAREST POPULATION CTR...32 MI N OF
PORTLAND, ORE
TYPE OF REACTOR.....PWR
DATE INITIAL CRITICALITY...DECEMBER 15, 1975
DATE ELEC ENER 1ST GENER...DECEMBER 23, 1975
DATE COMMERCIAL OPERATE...MAY 20, 1976
CONDENSER COOLING METHOD...COOLING TOWERS
CONDENSER COOLING WATER...COOLING TOWER
ELECTRIC RELIABILITY
COUNCIL.....WESTERN SYSTEMS
COORDINATING COUNCIL

UTILITY & CONTRACTOR INFORMATION

UTILITY
LICENSEE.....PORTLAND GENERAL ELECTRIC
CORPORATE ADDRESS.....121 S.W. SALMON STREET
PORTLAND, OREGON 97204
CONTRACTOR
ARCHITECT/ENGINEER.....BECHTEL
NUC STEAM SYS SUPPLIER...WESTINGHOUSE
CONSTRUCTOR.....BECHTEL
TURBINE SUPPLIER.....GENERAL ELECTRIC

REGULATORY INFORMATION

IE REGION RESPONSIBLE.....V
IE RESIDENT INSPECTOR.....S. RICHARDS
LICENSING PROJ MANAGER.....L. LAZO
DOCKET NUMBER.....50-344
LICENSE & DATE ISSUANCE...NPF-1, NOVEMBER 21, 1975
PUBLIC DOCUMENT ROOM.....MULTNOMAH COUNTY LIBRARY
SOCIAL SCIENCES & SCIENCE DEPARTMENT
801 SW 10TH AVENUE
PORTLAND, OREGON 97205

INSPECTION STATUS

INSPECTION SUMMARY

+ INSPECTION ON MAY 14 - JULY 1, 1985 (REPORT NO. 50-344/85-16) AREAS INSPECTED: ROUTINE INSPECTION OF OPERATIONAL SAFETY VERIFICATION, CORRECTIVE ACTION, MAINTENANCE, SURVEILLANCE, FOLLOWUP ON PREVIOUS INSPECTION ITEMS, OBSERVATION AND REVIEW OF REFUELING ACTIVITIES, EVALUATION OF PREPARATIONS FOR PLANT STARTUP FOLLOWING THE REFUELING OUTAGE, REVIEW OF SELECTED SYSTEM MODIFICATIONS, AND INSPECTION OF VARIOUS ASPECTS OF PLANT OPERATION. THE INSPECTION INVOLVED 305 INSPECTOR-HOURS ONSITE BY TWO RESIDENT NRC INSPECTORS.

RESULTS: TWO VIOLATIONS OF NRC REQUIREMENTS WERE IDENTIFIED.

+ INSPECTION ON JUNE 17 - JULY 31, 1985 (REPORT NO. 50-344/85-20) REPORT BEING PREPARED; TO BE REPORTED NEXT MONTH.

+ INSPECTION ON JULY 2 - AUGUST 2, 1985 (REPORT NO. 50-344/85-21) REPORT BEING PREPARED; TO BE REPORTED NEXT MONTH.

+ INSPECTION ON JULY 22-26, 1985 (REPORT NO. 50-344/85-22) AREAS INSPECTED: AN UNANNOUNCED, SAFETY INSPECTION BY A REGIONALLY BASED NRC INSPECTOR AND TWO NRC CONSULTANTS FOR THE FOLLOWUP OF GENERIC LETTER 83-28, "REQUIRED ACTIONS BASED ON GENERIC IMPLICATIONS OF SALEM ATWS EVENTS", AND TI 2515/64 REV. 1, "NEAR-TERM INSPECTION FOLLOWUP TO GENERIC LETTER 83-28". THE INSPECTION INVOLVED 35 INSPECTOR-HOURS ONSITE BY ONE NRC INSPECTOR AND 70 HOURS BY TWO NRC CONSULTANTS.

RESULTS: NO ITEMS OF NONCOMPLIANCE OR DEVIATIONS WERE IDENTIFIED.

INSPECTION STATUS - (CONTINUED)

INSPECTION SUMMARY

ENFORCEMENT SUMMARY

OTHER ITEMS

INSPECTION REPORT NO: 50-344/85-23+

REPORTS FROM LICENSEE

PAGE 2-367

1. Docket: 50-250 O P E R A T I N G S T A T U S

2. Reporting Period: 07/01/85 Outage + On-line Hrs: 744.0

3. Utility Contact: N. W. GRANT (305) 552-3675

4. Licensed Thermal Power (Mwt): 2200

5. Nameplate Rating (Gross MWe): 894 X 0.85 = 760

6. Design Electrical Rating (Net MWe): 693

7. Maximum Dependable Capacity (Gross MWe): 700

8. Maximum Dependable Capacity (Net MWe): 666

9. If Changes Occur Above Since Last Report, Give Reasons:
NONE

10. Power Level To Which Restricted, If Any (Net MWe): _____

11. Reasons for Restrictions, If Any: _____
NONE

	MONTH	YEAR	CUMULATIVE
12. Report Period Hrs	<u>744.0</u>	<u>5,087.0</u>	<u>110,936.6</u>
13. Hours Reactor Critical	<u>238.3</u>	<u>2,295.4</u>	<u>77,687.3</u>
14. Rx Reserve Shtdwn Hrs	<u>.0</u>	<u>.0</u>	<u>844.3</u>
15. Hrs Generator On-Line	<u>143.8</u>	<u>2,155.4</u>	<u>75,334.7</u>
16. Unit Reserve Shtdwn Hrs	<u>.0</u>	<u>.0</u>	<u>121.8</u>
17. Gross Therm Ener (MWH)	<u>232,394</u>	<u>4,540,760</u>	<u>155,670,271</u>
18. Gross Elec Ener (MWH)	<u>68,774</u>	<u>1,490,699</u>	<u>49,746,394</u>
19. Net Elec Ener (MWH)	<u>54,583</u>	<u>1,397,009</u>	<u>47,094,215</u>
20. Unit Service Factor	<u>19.3</u>	<u>42.4</u>	<u>67.9</u>
21. Unit Avail Factor	<u>19.3</u>	<u>42.4</u>	<u>68.0</u>
22. Unit Cap Factor (MDC Net)	<u>11.0</u>	<u>41.2</u>	<u>65.4*</u>
23. Unit Cap Factor (DER Net)	<u>10.6</u>	<u>39.6</u>	<u>61.3</u>
24. Unit Forced Outage Rate	<u>54.7</u>	<u>12.1</u>	<u>6.2</u>
25. Forced Outage Hours	<u>173.6</u>	<u>295.5</u>	<u>4,434.1</u>

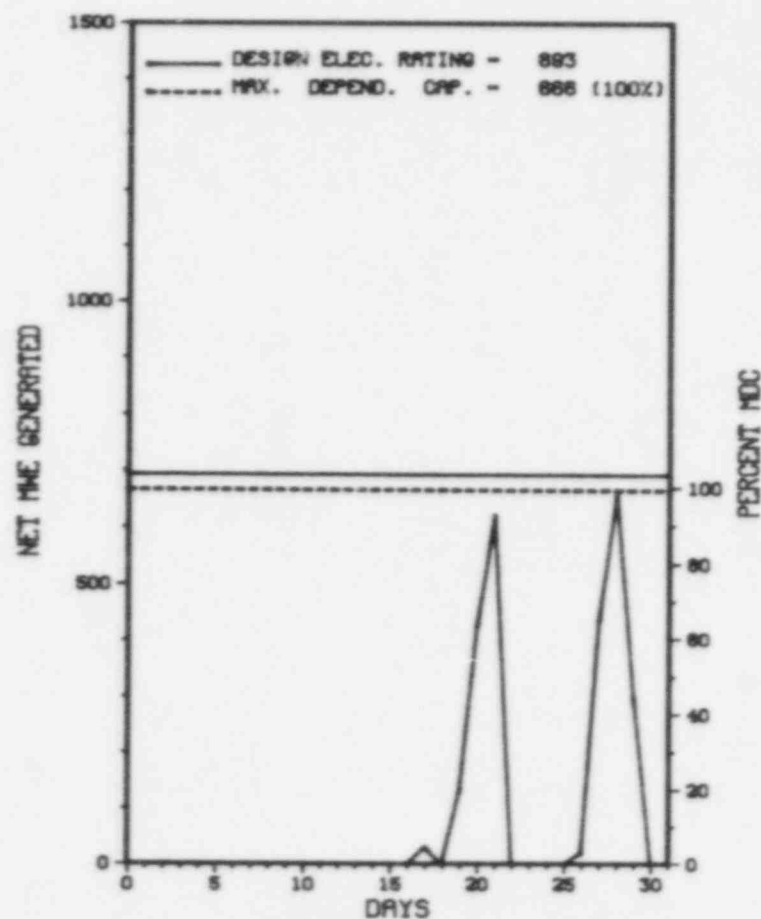
26. Shutdowns Sched Over Next 6 Months (Type, Date, Duration):
NONE

27. If Currently Shutdown Estimated Startup Date: 08/01/85

* TURKEY POINT 3 *

AVERAGE DAILY POWER LEVEL (MWe) PLOT

TURKEY POINT 3



JULY 1985

* Item calculated with a Weighted Average

Report Period JUL 1985

UNIT SHUTDOWNS / REDUCTIONS

* TURKEY POINT 3 *

No.	Date	Type	Hours	Reason	Method	LER Number	System	Component	Cause & Corrective Action to Prevent Recurrence
07	03/30/85	S	398.1	C	4		RC	FUELXX	UNIT NO. 3 RETURNED TO POWER FOLLOWING REFUELING AND SCHEDULED MAINTENANCE.
08	07/18/85	S	28.5	B	1		HE	TURBIN	THE UNIT REDUCED POWER FROM 28% (133 MEW) TO HOT SHUTDOWN FOR PREPARATION OF REGULARLY SCHEDULED TURBINE OVERSPEED TEST.
09	07/20/85	F	0.0	A	5		HH	VALVEX	POWER ESCALATION SUSPENDED DUE TO SECONDARY SYSTEM (REHEATES DRAIN TANK VALVE) PROBLEMS. NO POWER REDUCTION.
10	07/21/85	F	112.9	A	3	250-85-19	IA	INSTRU	THE UNIT TRIPPED MOST LIKELY BECAUSE OF A LIGHTNING STRIKE IN THE AREA. THE OUTAGE WAS EXTENDED TO REPAIR AUXILIARY FEEDWATER FLOW CONTROL VALVES. THE UNIT THEN RETURNED TO POWER OPERATION.
12	07/29/85	F	60.7	A	3	85-22	IA	INSTRU	UNIT TRIPPED DURING PERFORMANCE OF REACTOR PROTECTION SYSTEM TESTING. THE CAUSE IS NOT KNOWN, BUT SUSPECTED TO BE SOIL CONTACT ON ONE NIS CHANNEL. FOLLOWING DETAILED TESTING OF THE CIRCUITS AND REPAIR OF A REACTOR COOLANT SYSTEM VALVE, THE UNIT RETURNED TO POWER OPERATION.

* SUMMARY *

TURKEY POINT 3 RETURNED ONLINE FROM REFUELING/MAINTENANCE ON JULY 17TH AND OPERATED WITH 3 OUTAGES AND 1 REDUCTION DURING JULY.

Type	Reason	Method	System & Component
F-Forced	A-Equip Failure	1-Manual	Exhibit F & H
S-Sched	B-Maint or Test	2-Manual Scram	Instructions for
	C-Refueling	3-Auto Scram	Preparation of
	D-Regulatory Restriction	4-Continued	Data Entry Sheet
	E-Operator Training	5-Reduced Load	Licensee Event Report
	& License Examination	9-Other	(LER) File (NUREG-0161)

* TURKEY POINT 3 *

FACILITY DATA

Report Period JUL 1985

FACILITY DESCRIPTION

LOCATION
STATE.....FLORIDA

COUNTY.....DADE

DIST AND DIRECTION FROM
NEAREST POPULATION CTR...25 MI S OF
MIAMI, FLA

TYPE OF REACTOR.....PWR

DATE INITIAL CRITICALITY...OCTOBER 20, 1972

DATE ELEC ENER 1ST GENER...NOVEMBER 2, 1972

DATE COMMERCIAL OPERATE...DECEMBER 14, 1972

CONDENSER COOLING METHOD...CLOSED CANAL

CONDENSER COOLING WATER...CLOSED CYCLE CANAL

ELECTRIC RELIABILITY
COUNCIL.....SOUTHEASTERN ELECTRIC
RELIABILITY COUNCIL

UTILITY & CONTRACTOR INFORMATION

UTILITY
LICENSEE.....FLORIDA POWER & LIGHT

CORPORATE ADDRESS.....9250 WEST FLAGLER STREET P.O. BOX 013100
MIAMI, FLORIDA 33174

CONTRACTOR
ARCHITECT/ENGINEER.....BECHTEL

NUC STEAM SYS SUPPLIER...WESTINGHOUSE

CONSTRUCTOR.....BECHTEL

TURBINE SUPPLIER.....WESTINGHOUSE

REGULATORY INFORMATION

IE REGION RESPONSIBLE.....II

IE RESIDENT INSPECTOR.....T. PEEBLES

LICENSING PROJ MANAGER.....D. MCDONALD
DOCKET NUMBER.....50-250

LICENSE & DATE ISSUANCE...DPR-31, JULY 19, 1972

PUBLIC DOCUMENT ROOM.....ENVIRONMENTAL AND URBAN AFFAIRS LIBRARY
FLORIDA INTERNATIONAL UNIVERSITY
MIAMI, FLORIDA 33199

INSPECTION STATUS

INSPECTION SUMMARY

+ INSPECTION APRIL 8 - MAY 20 (85-13): THIS ROUTINE, UNANNOUNCED INSPECTION ENTAILED 180.5 DIRECT INSPECTION HOURS AT THE SITE, INCLUDING 45.5 HOURS ON BACKSHIFT, IN THE AREAS OF LICENSEE ACTION ON PREVIOUS INSPECTION FINDINGS, INSPECTION AND ENFORCEMENT BULLETIN (IEB) FOLLOWUP, ANNUAL AND MONTHLY SURVEILLANCE, MAINTENANCE OBSERVATIONS AND REVIEWS, OPERATIONAL SAFETY VERIFICATION, ENGINEERED SAFETY FEATURES WALKDOWN, PLANT EVENTS, PREPARATION FOR REFUELING AND INDEPENDENT INSPECTION. VIOLATIONS - FAILURE TO IMPLEMENT PROCEDURES AS REQUIRED BY TECHNICAL SPECIFICATION (TS) 6.8.1; FAILURE TO IMPLEMENT THE REQUIREMENTS OF 10 CFR 50, APPENDIX B, CRITERION XII; FAILURE TO IMPLEMENT THE REQUIREMENTS OF 10 CFR 50, APPENDIX B, CRITERION XV; FAILURE TO IMPLEMENT THE REQUIREMENTS OF 10 CFR 50, APPENDIX B, CRITERION VII; FAILURE TO ESTABLISH PROCEDURES AS REQUIRED BY TS 6.8.1; AND FAILURE TO PERFORM ADEQUATE SURVEILLANCE PER 10 CFR 50.55A.(G).

INSPECTION MAY 13-17 (85-17): THIS ROUTINE, UNANNOUNCED INSPECTION ENTAILED 16 INSPECTOR-HOURS ONSITE IN THE AREAS OF LICENSEE ACTION ON PREVIOUS ENFORCEMENT MATTERS, TRAINING AND QUALIFICATIONS, CONTROL OF RADIOACTIVE MATERIALS AND CONTAMINATION, SURVEYS, AND MONITORING, FACILITIES AND EQUIPMENT, AUDITS, TRANSPORTATION OF RADIOACTIVE MATERIAL, EXTERNAL OCCUPATIONAL DOSE CONTROL AND PERSONAL DOSIMETRY, INTERNAL EXPOSURE CONTROL AND ASSESSMENT, MAINTAINING OCCUPATION DOSES AS LOW AS REASONABLY ACHIEVABLE (ALARA), RADIOLOGICAL INVESTIGATION REPORTS, AND INSPECTOR FOLLOW-UP ITEMS. ONE VIOLATION WAS IDENTIFIED - FAILURE TO PACKAGE LOW SPECIFIC ACTIVITY (LSA) MATERIAL FOR TRANSPORT IN A STRONG, TIGHT CONTAINER.

INSPECTION JUNE 3-10 (85-19): THIS ROUTINE, UNANNOUNCED INSPECTION ENTAILED 68 INSPECTOR-HOURS ONSITE IN THE AREAS OF WITNESSING THE CONTAINMENT INTEGRATED LEAK RATE TESTING (ILRT) INCLUDING REVIEW OF LOCAL AND INTEGRATED LEAK RATE TEST PROCEDURES, REVIEW OF TEST DATA AND PRELIMINARY DATA ANALYSIS, INDEPENDENT ANALYSIS OF TEST RESULTS, AND VERIFICATION OF A SAMPLE OF VALVE ALIGNMENTS IN

INSPECTION STATUS - (CONTINUED)

INSPECTION SUMMARY

INSPECTION MAY 20 - JUNE 10 (85-20): THIS ROUTINE, UNANNOUNCED INSPECTION ENTAILED 63 DIRECT INSPECTION-HOURS AT THE SITE, INCLUDING 21 HOURS OF BACKSHIFT, IN THE AREAS OF LICENSEE ACTION ON PREVIOUS INSPECTION FINDINGS, IE BULLETIN (IEB) FOLLOWUP, ANNUAL AND MONTHLY SURVEILLANCE, MAINTENANCE OBSERVATIONS AND REVIEWS, OPERATIONAL SAFETY VERIFICATION, ENGINEERED SAFETY FEATURES (ESF) WALKDOWN, PLANT EVENTS, REFUELING OPERATIONS AND INDEPENDENT INSPECTION. OF THE NINE AREAS INSPECTED, NO VIOLATIONS WERE IDENTIFIED IN SEVEN AREAS AND TWO VIOLATIONS WERE IDENTIFIED IN TWO AREAS: FAILURE TO IMPLEMENT SOME ASPECTS OF A POST MAINTENANCE, PREOPERATIONAL PROCEDURE, PARAGRAPH 7; AND FAILURE TO ESTABLISH AN ADEQUATE PROCEDURE FOR LOSS OF A VITAL ELECTRICAL BUS, PARAGRAPH 12.

INSPECTION JUNE 10 - JULY 8 (85-24): THIS ROUTINE, UNANNOUNCED INSPECTION ENTAILED 105.5 DIRECT INSPECTION HOURS AT THE SITE, INCLUDING 28 HOURS OF BACKSHIFT, IN THE AREAS OF LICENSEE ACTION ON PREVIOUS INSPECTION FINDINGS, FOLLOWUP ON TMI IMPLEMENTATION, LICENSEE EVENT REPORTS (LER), INSPECTION AND ENFORCEMENT BULLETIN (IEB) FOLLOWUP, ANNUAL/MONTHLY/REFUELING SURVEILLANCE, MAINTENANCE OBSERVATIONS AND REVIEWS, OPERATIONAL/REFUELING STARTUP SAFETY VERIFICATION, ENGINEERED SAFETY FEATURES (ESF) WALKDOWN, PLANT EVENTS AND INDEPENDENT INSPECTION. VIOLATIONS - FAILURE TO MEET THE REQUIREMENTS OF TECHNICAL SPECIFICATION (TS) 3.5, TABLE 3.5-2, ITEM 1.5; FAILURE TO IMPLEMENT PROCEDURES AS REQUIRED BY TS 6.8.1; AND FAILURE TO MEET THE REQUIREMENTS OF TS 4.1, TABLE 4.1-2, ITEM 10.

ENFORCEMENT SUMMARY

NONE

OTHER ITEMS

SYSTEMS AND COMPONENT PROBLEMS:

NONE.

FACILITY ITEMS (PLANS AND PROCEDURES):

NONE.

MANAGERIAL ITEMS:

PEP IN PROGRESS.

PLANT STATUS:

REFUELING OUTAGE.

LAST IE SITE INSPECTION DATE: JUNE 10 - JULY 8, 1985 +

INSPECTION REPORT NO: 50-250/85-24 +

Report Period JUL 1985

REPORTS FROM LICENSEE

* TURKEY POINT 3 *

=====

NUMBER	DATE OF EVENT	DATE OF REPORT	SUBJECT

NONE.			
=====			

THIS PAGE INTENTIONALLY LEFT BLANK

1. Docket: 50-251 OPERATING STATUS

2. Reporting Period: 07/01/85 Outage + On-line Hrs: 744.0

3. Utility Contact: N. W. GRANT (305) 552-3675

4. Licensed Thermal Power (MWh): 2200

5. Nameplate Rating (Gross MWe): 894 X 0.85 = 760

6. Design Electrical Rating (Net MWe): 693

7. Maximum Dependable Capacity (Gross MWe): 700

8. Maximum Dependable Capacity (Net MWe): 666

9. If Changes Occur Above Since Last Report, Give Reasons:

NONE

10. Power Level To Which Restricted, If Any (Net MWe):

11. Reasons for Restrictions, If Any:

NONE

	MONTH	YEAR	CUMULATIVE
12. Report Period Hrs	<u>744.0</u>	<u>5,087.0</u>	<u>104,664.0</u>
13. Hours Reactor Critical	<u>708.3</u>	<u>4,612.4</u>	<u>74,331.0</u>
14. Rx Reserve Shtdwn Hrs	<u>.0</u>	<u>.0</u>	<u>166.6</u>
15. Hrs Generator On-Line	<u>704.2</u>	<u>4,566.2</u>	<u>71,813.6</u>
16. Unit Reserve Shtdwn Hrs	<u>.0</u>	<u>.0</u>	<u>31.2</u>
17. Gross Therm Ener (MWH)	<u>1,514,791</u>	<u>9,792,101</u>	<u>151,931,207</u>
18. Gross Elec Ener (MWH)	<u>478,265</u>	<u>3,155,990</u>	<u>48,348,447</u>
19. Net Elec Ener (MWH)	<u>454,267</u>	<u>2,996,871</u>	<u>45,783,201</u>
20. Unit Service Factor	<u>94.7</u>	<u>89.8</u>	<u>68.6</u>
21. Unit Avail Factor	<u>94.7</u>	<u>89.8</u>	<u>68.6</u>
22. Unit Cap Factor (MDC Net)	<u>91.7</u>	<u>88.5</u>	<u>67.3*</u>
23. Unit Cap Factor (DER Net)	<u>88.1</u>	<u>85.0</u>	<u>63.1</u>
24. Unit Forced Outage Rate	<u>5.3</u>	<u>8.1</u>	<u>6.3</u>
25. Forced Outage Hours	<u>39.8</u>	<u>402.4</u>	<u>4,440.5</u>

26. Shutdowns Sched Over Next 6 Months (Type, Date, Duration):

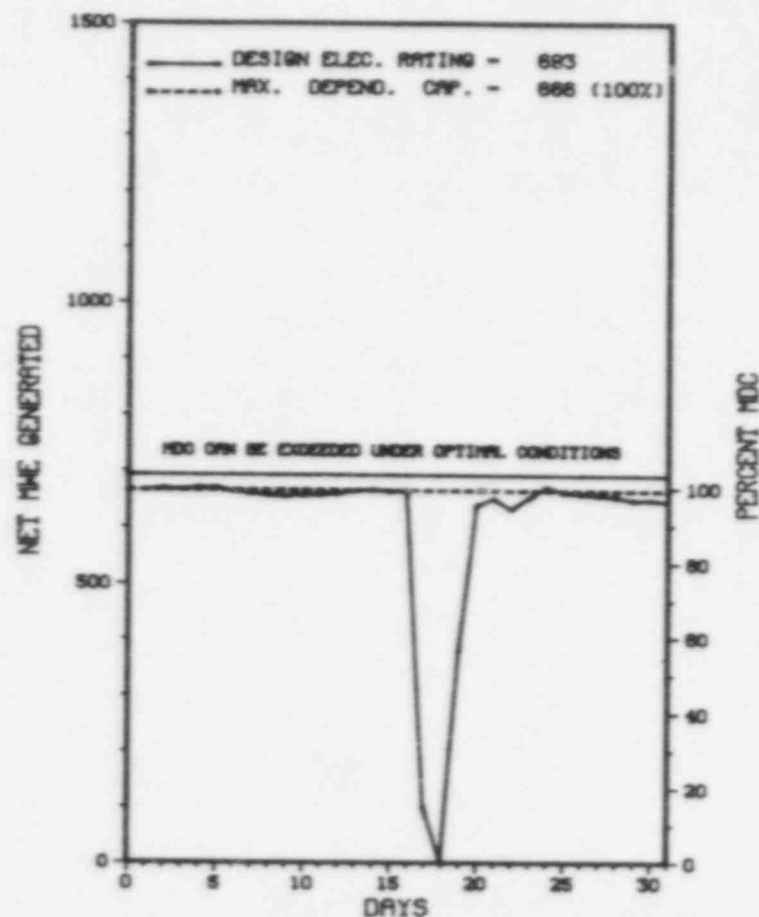
NONE

27. If Currently Shutdown Estimated Startup Date: N/A

* TURKEY POINT 4 *

AVERAGE DAILY POWER LEVEL (MWe) PLOT

TURKEY POINT 4



JULY 1985

* Item calculated with a Weighted Average

PAGE 2-374

Report Period JUL 1985

UNIT SHUTDOWNS / REDUCTIONS

* TURKEY POINT 4 *

No.	Date	Type	Hours	Reason	Method	LER Number	System	Component	Cause & Corrective Action to Prevent Recurrence
16	07/17/85	F	39.8	A	3	251-85-19	EB	GENERA	UNIT NO. 4 LOSS OF INSTRUMENT INVERTER RESULTED IN A TURBINE RUNBACK WHICH LED TO A REACTOR TRIP ON HIGH PRESSURIZER PRESSURE. THE INVERTER HAS BEEN REPLACED AS PART OF A PLANT MODIFICATION TO REPLACE ALL INVERTERS. THE UNIT RETURNED TO POWER OPERATION.
17	07/19/85	F	0.0	H	5		HB	HTEXCH	UNIT HELD AT REDUCED POWER FOLLOWING STARTUP FOR SECONDARY CHEMISTRY CONTROLS.

* SUMMARY *

TURKEY POINT 4 OPERATED WITH 1 OUTAGE AND 1 REDUCTION DURING THE JULY REPORT MONTH.

Type	Reason	Method	System & Component
F-Forced	A-Equip Failure	1-Manual	Exhibit F & H
S-Sched	B-Maint or Test	2-Manual Scram	Instructions for
	C-Refueling	3-Auto Scram	Preparation of
	D-Regulatory Restriction	4-Continued	Data Entry Sheet
	E-Operator Training	5-Reduced Load	Licensee Event Report
	& License Examination	9-Other	(LER) File (NUREG-0161)

TURKEY POINT 4

FACILITY DESCRIPTION

LOCATION
STATE.....FLORIDA

COUNTY.....DADE

DIST AND DIRECTION FROM
NEAREST POPULATION CTR. - 25 MI S OF
MIAMI, FLA

TYPE OF REACTOR.....	PWR
----------------------	-----

DATE INITIAL CRITICALITY...JUNE 11, 1973

DATE ELEC ENER 1ST GENER...JUNE 21, 1973

DATE COMMERCIAL OPERATE... SEPTEMBER 7, 1973

CONDENSER COOLING METHOD...CLOSED CANAL

CONDENSER COOLING WATER...CLOSED CYCLE CANAL

ELECTRIC RELIABILITY

SOUTHEASTERN ELECTRIC
RELIABILITY COUNCIL

LICENSE & DATE ISSUANCE...DPR-41, APRIL 10, 1973

PUBLIC DOCUMENT ROOM.....ENVIRONMENTAL AND URBAN AFFAIRS LIBRARY
FLORIDA INTERNATIONAL UNIVERSITY
MIAMI, FLORIDA 33199

INSPECTION STATUS

INSPECTION SUMMARY

+ INSPECTION APRIL 8 - MAY 20 (85-15): THIS ROUTINE, UNANNOUNCED INSPECTION ENTAILED 180-5 DIRECT INSPECTION HOURS AT THE SITE, INCLUDING 45-5 HOURS ON BACKSHEET, IN THE AREAS OF LICENSEE ACTION ON PREVIOUS INSPECTION FINDINGS, INSPECTION AND ENFORCEMENT BULLETIN (IEB) FOLLOWUP, ANNUAL AND MONTHLY SURVEILLANCE, MAINTENANCE OBSERVATIONS AND REVIEWS, OPERATIONAL SAFETY VERIFICATION, ENGINEERED SAFETY FEATURES WALKDOWN, PLANT EVENTS, PREPARATION FOR REFUELING AND INDEPENDENT INSPECTION VIOLATIONS - FAILURE TO IMPLEMENT PROCEDURES AS REQUIRED BY TECHNICAL SPECIFICATION (TS) 6.8.1; FAILURE TO IMPLEMENT THE REQUIREMENTS OF 10 CFR 50, APPENDIX B, CRITERION VIII; FAILURE TO ESTABLISH PROCEDURES AS REQUIRED BY TS 6.8.1; AND FAILURE TO PERFORM ADEQUATE SURVEILLANCE PER 10 CFR 50.55A.(G).

INSPECTION MAY 13-17 (85-17): THIS ROUTINE, UNANNOUNCED INSPECTION ENTAILED 16 INSPECTOR-HOURS ONSITE IN THE AREAS OF LICENSEE ACTION ON PREVIOUS ENFORCEMENT MATTERS, TRAINING AND QUALIFICATIONS, CONTROL OF RADIOACTIVE MATERIALS AND CONTAMINATION, SURVEYS, AND MONITORING, FACILITIES AND EQUIPMENT, AUDITS, TRANSPORT OF RADIOACTIVE MATERIAL, EXTERNAL OCCUPATIONAL DOSE CONTROL AND PERSONAL DOSIMETRY, INTERNAL EXPOSURE CONTROL AND ASSESSMENT, MAINTAINING OCCUPATION DOSES AS LOW AS REASONABLY ACHIEVABLE (ALARA), RADIOLOGICAL INVESTIGATION REPORTS, AND INSPECTOR FOLLOW-UP ITEMS. ONE VIOLATION WAS IDENTIFIED - FAILURE TO PACKAGE LOW SPECIFIC ACTIVITY (LSA) MATERIAL FOR TRANSPORT IN A STRONG, TIGHT CONTAINER.

INSPECTION JUNE 3-10 (85-19): THIS ROUTINE, UNANNOUNCED INSPECTION ENTAILED 68 INSPECTOR-HOURS ONSITE IN THE AREAS OF WITNESSING THE CONTAINMENT INTEGRATED LEAK RATE TESTING (CILT) INCLUDING REVIEW OF LOCAL AND INTEGRATED LEAK RATE TEST PROCEDURES, REVIEW OF TEST DATA AND PRELIMINARY DATA ANALYSIS, INDEPENDENT ANALYSIS OF TEST RESULTS, AND VERIFICATION OF A SAMPLE OF VALVE ALIGNMENTS IN TEST DATA. PAGE 2-376

Report Period JUL 1985

I N S P E C T I O N S T A T U S - (CONTINUED)

M TURKEY POINT 4 M

INSPECTION SUMMARY

THE PLANT. NO VIOLATIONS OR DEVIATIONS WERE IDENTIFIED.

INSPECTION MAY 20 - JUNE 10 (85-20): THIS ROUTINE, UNANNOUNCED INSPECTION ENTAILED 63 DIRECT INSPECTION-HOURS AT THE SITE, INCLUDING 21 HOURS OF BACKSHIFT, IN THE AREAS OF LICENSEE ACTION ON PREVIOUS INSPECTION FINDINGS, IE BULLETIN (IEB) FOLLOWUP, ANNUAL AND MONTHLY SURVEILLANCE, MAINTENANCE OBSERVATIONS AND REVIEWS, OPERATIONAL SAFETY VERIFICATION, ENGINEERED SAFETY FEATURES (ESF) WALKDOWN, PLANT EVENTS, REFUELING OPERATIONS AND INDEPENDENT INSPECTION. OF THE NINE AREAS INSPECTED, NO VIOLATIONS WERE IDENTIFIED IN SEVEN AREAS AND TWO VIOLATIONS WERE IDENTIFIED IN TWO AREAS: FAILURE TO IMPLEMENT SOME ASPECTS OF A POST MAINTENANCE, PREOPERATIONAL PROCEDURE, PARAGRAPH 7; AND FAILURE TO ESTABLISH AN ADEQUATE PROCEDURE FOR LOSS OF A VITAL ELECTRICAL BUS, PARAGRAPH 12.

INSPECTION JUNE 10 - JULY 8 (85-24): THIS ROUTINE, UNANNOUNCED INSPECTION ENTAILED 105.5 DIRECT INSPECTION HOURS AT THE SITE, INCLUDING 28 HOURS OF BACKSHIFT, IN THE AREAS OF LICENSEE ACTION ON PREVIOUS INSPECTION FINDINGS, FOLLOWUP ON TMI IMPLEMENTATION, LICENSEE EVENT REPORTS (LER), INSPECTION AND ENFORCEMENT BULLETIN (IEB) FOLLOWUP, ANNUAL/MONTHLY/REFUELING SURVEILLANCE, MAINTENANCE OBSERVATIONS AND REVIEWS, OPERATIONAL/REFUELING STARTUP SAFETY VERIFICATION, ENGINEERED SAFETY FEATURES (ESF) WALKDOWN, PLANT EVENTS AND INDEPENDENT INSPECTION. VIOLATIONS - FAILURE TO MEET THE REQUIREMENTS OF TECHNICAL SPECIFICATION (TS) 3.5, TABLE 3.5-2, ITEM 1.5; FAILURE TO IMPLEMENT PROCEDURES AS REQUIRED BY TS 6.8.1; AND FAILURE TO MEET THE REQUIREMENTS OF TS 4.1., TABLE 4.1-2, ITEM 10.

ENFORCEMENT SUMMARY

NONE

OTHER ITEMS

SYSTEMS AND COMPONENT PROBLEMS:

NONE.

FACILITY ITEMS (PLANS AND PROCEDURES):

NONE.

MANAGERIAL ITEMS:

PEP IN PROGRESS.

PLANT STATUS:

NORMAL OPERATIONS.

LAST IE SITE INSPECTION DATE: JUNE 10 - JULY 8, 1985 +

INSPECTION REPORT NO: 50-251/85-24 +

Report Period JUL 1985

R E P O R T S F R O M L I C E N S E E

M TURKEY POINT 4 M

NUMBER	DATE OF EVENT	DATE OF REPORT	SUBJECT
85-012	05/30/85	07/01/85	RPS ACTUATION-REACTOR TRIP, THE LOSS OF POWER RESULTED FROM A BLOWN FUSE ON THE "AS" SPARE INVERTER.
85-013	06/06/85	07/08/85	RPS ACTUATION - REACTOR TRIP, THE FUSE WAS REPLACED ON THE 4C INVERTER.
85-014	06/08/85	07/08/85	ESF ACTUATION, THE MAIN SOURCE OF LEAKAGE WAS FROM PRESSURE CONTROL VALVE PCV-4-456, IT CAUSED CONTAINMENT ACTIVITY TO REACH THE R-11 SETPOINT.
85-015	06/10/85	07/10/85	T.S.-EDG, THE CAUSE OF THE EVENT WAS CONTRACTOR PERSONNEL WHO WERE CLEANING USING HIGH PRESSURE WATER.

THIS PAGE INTENTIONALLY LEFT BLANK

1. Docket: 50-271 O P E R A T I N G S T A T U S

2. Reporting Period: 07/01/85 Outage + On-line Hrs: 744.0

3. Utility Contact: F. J. BURGER (802) 257-7711 X136

4. Licensed Thermal Power (MWe): 1593

5. Nameplate Rating (Gross MWe): 626 X 0.9 = 563

6. Design Electrical Rating (Net MWe): 514

7. Maximum Dependable Capacity (Gross MWe): 535

8. Maximum Dependable Capacity (Net MWe): 504

9. If Changes Occur Above Since Last Report, Give Reasons:

NONE

10. Power Level To Which Restricted, If Any (Net MWe):

11. Reasons for Restrictions, If Any:

NONE

	MONTH	YEAR	CUMULATIVE
12. Report Period Hrs	<u>744.0</u>	<u>5,087.0</u>	<u>112,729.8</u>
13. Hours Reactor Critical	<u>744.0</u>	<u>5,072.0</u>	<u>91,885.7</u>
14. Rx Reserve Shtdn Hrs	<u>.0</u>	<u>.0</u>	<u>.0</u>
15. Hrs Generator On-Line	<u>744.0</u>	<u>5,066.6</u>	<u>89,496.5</u>
16. Unit Reserve Shtdn Hrs	<u>.0</u>	<u>.0</u>	<u>.0</u>
17. Gross Therm Ener (MWH)	<u>1,130,491</u>	<u>7,904,764</u>	<u>130,463,763</u>
18. Gross Elec Ener (MWH)	<u>364,127</u>	<u>2,636,609</u>	<u>43,426,357</u>
19. Net Elec Ener (MWH)	<u>340,553</u>	<u>2,507,205</u>	<u>41,208,053</u>
20. Unit Service Factor	<u>100.0</u>	<u>99.6</u>	<u>79.4</u>
21. Unit Avail Factor	<u>100.0</u>	<u>99.6</u>	<u>79.4</u>
22. Unit Cap Factor (MDC Net)	<u>90.8</u>	<u>97.8</u>	<u>72.5</u>
23. Unit Cap Factor (DER Net)	<u>89.1</u>	<u>95.9</u>	<u>71.1</u>
24. Unit Forced Outage Rate	<u>.0</u>	<u>.4</u>	<u>7.0</u>
25. Forced Outage Hours	<u>.0</u>	<u>20.4</u>	<u>5,466.6</u>

26. Shutdowns Sched Over Next 6 Months (Type, Date, Duration):

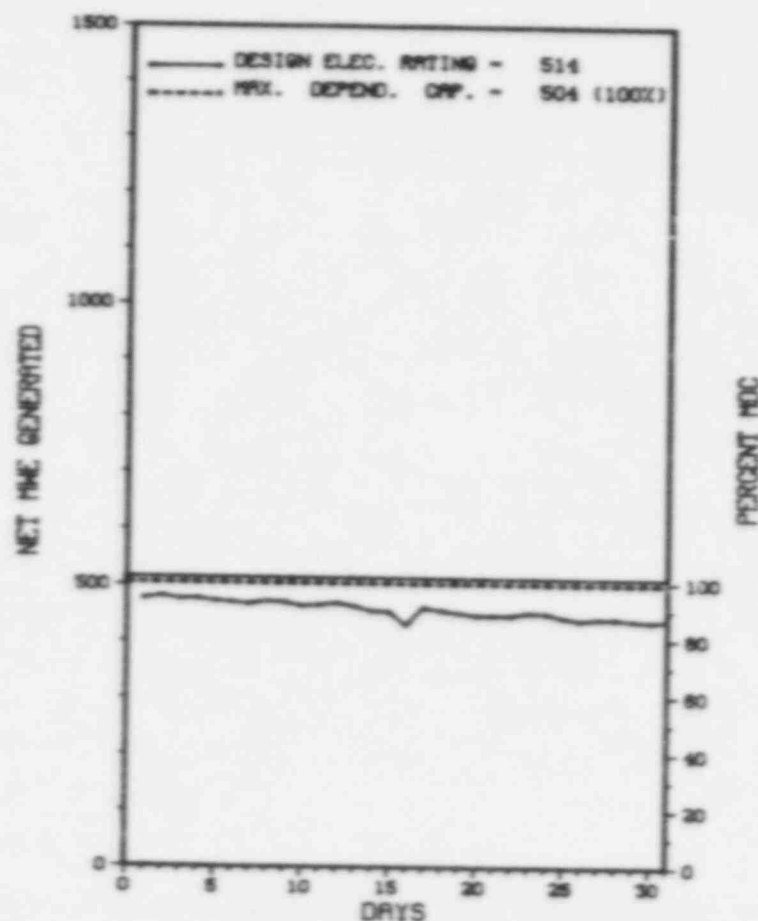
REFUELING & MAINTENANCE: 09/21/85 - 05/03/86

27. If Currently Shutdown Estimated Startup Date: N/A

* VERMONT YANKEE 1 *

AVERAGE DAILY POWER LEVEL (MWe) PLOT

VERMONT YANKEE 1



JULY 1985

Report Period JUL 1985

UNIT SHUTDOWNS / REDUCTIONS

 * VERMONT YANKEE 1

No.	Date	Type	Hours	Reason	Method	IER Number	System Component	Cause & Corrective Action to Prevent Recurrence
85-12	07/16/85	F	0.0	A	5	MG	MOTORX	POWER REDUCTION CAUSED BY THE LOSS OF BOTH TURBINE BUILDING CLOSED COOLING WATER PUMPS.

VERMONT YANKEE OPERATED WITH 1 REDUCTION FOR EQUIPMENT FAILURE IN JULY.

 * SUMMARY *

Type	Reason	Method	System & Component
F-Forced S-Sched	A-Equip Failure B-Maint or Test C-Refuelling D-Regulatory Restriction E-Operator Training & License Examination F-Admin G-Oper Error H-Other	1-Manual Scram 2-Manual Scram 3-Auto Scram 4-Continued 5-Reduced Load 9-Other	Exhibit F & H Instructions for Preparation of Data Entry Sheet Licensee Event Report (LER) File (NUREG-0161)

X VERMONT YANKEE 1 X

FACILITY DATA

Report Period JUL 1985

FACILITY DESCRIPTION

LOCATION
STATE.....VERMONT
COUNTY.....WINDHAM
DIST AND DIRECTION FROM
NEAREST POPULATION CTR...5 MI S OF
BRATTLEBORO, VT
TYPE OF REACTOR.....BWR
DATE INITIAL CRITICALITY...MARCH 24, 1972
DATE ELEC ENER 1ST GENER...SEPTEMBER 20, 1972
DATE COMMERCIAL OPERATE...NOVEMBER 30, 1972
CONDENSER COOLING METHOD...COOLING TOWER
CONDENSER COOLING WATER...CONNECTICUT RIVER
ELECTRIC RELIABILITY
COUNCIL.....NORTHEAST POWER
COORDINATING COUNCIL

UTILITY & CONTRACTOR INFORMATION

UTILITY
LICENSEE.....VERMONT YANKEE NUCLEAR POWER
CORPORATE ADDRESS.....1671 WORCESTER ROAD
FRAMINGHAM, MASSACHUSETTS 01701
CONTRACTOR
ARCHITECT/ENGINEER.....EBASCO
NUC STEAM SYS SUPPLIER...GENERAL ELECTRIC
CONSTRUCTOR.....EBASCO
TURBINE SUPPLIER.....GENERAL ELECTRIC

REGULATORY INFORMATION

IE REGION RESPONSIBLE.....I
IE RESIDENT INSPECTOR.....W. RAYMOND
LICENSING PROJ MANAGER.....V. ROONEY
DOCKET NUMBER.....50-271
LICENSE & DATE ISSUANCE....DPR-28, FEBRUARY 28, 1973
PUBLIC DOCUMENT ROOM.....BROOKS MEMORIAL LIBRARY
224 MAIN STREET
BRATTLEBORO, VERMONT 05301

INSPECTION STATUS

INSPECTION SUMMARY

NO INSPECTION INPUT PROVIDED.

ENFORCEMENT SUMMARY

TECH SPEC 6.5.A REQUIRES THAT DETAILED WRITTEN PROCEDURES, INCLUDING APPLICABLE CHECK-OFF LISTS, BE PREPARED, IMPLEMENTED AND FOLLOWED. PROCEDURE AP 6000 WAS WRITTEN PURSUANT TO THE ABOVE AND REQUIRES THAT THE PROCEDURES REQUIRED FOR THE OPERATION OF MODIFIED SYSTEMS BE REVISED AND RE-ISSUED PRIOR TO INITIAL OPERATION OF THE SYSTEM FOLLOWING INSTALLATION OF THE DESIGN CHANGE. AP 6000 FURTHER REQUIRES THAT SURVEILLANCE PROCEDURES BE REVISED AND REISSUED WITHIN 30 DAYS OF THE INSTALLATION, OR PRIOR TO THE NEXT SCHEDULED USE OF THE PROCEDURES, WHICHEVER IS EARLIER. CONTRARY TO THE ABOVE, UPON COMPLETION OF MODIFICATIONS FOR PDCR 84-03, THE SPRINKLER SYSTEM FOR THE NW CORNER OF THE REACTOR BUILDING WAS RETURNED TO SERVICE AND DECLARED OPERABLE AT 1:10 P.M. ON JANUARY 18, 1985, AND OPERATING AND SURVEILLANCE PROCEDURES OP 2190, OP 2186 AND OP 4020 WERE NOT REVISED AND REISSUED UNTIL FEBRUARY 13, 1985 AS REQUIRED TO REFLECT THE PLANT CONFIGURATION EFFECTED BY THE MODIFICATIONS. THE FAILURE TO REVISE OP 4020 CONTRIBUTED TO AN INADVERTENT ACTUATION OF THE NW SPRINKLER SYSTEM DELUGE VALVE DV-301 ON FEBRUARY 12, 1985, WHEN THE SURVEILLANCE TEST WAS PERFORMED.
(8500 4)

TECHNICAL SPECIFICATION 4.13.B REQUIRES THAT EACH TESTABLE VALVE IN THE FLOW PATH OF THE VITAL FIRE WATER SYSTEM BE FULLY CYCLED

Report Period JUL 1985

INSPECTION STATUS - (CONTINUED)

X VERMONT YANKEE 1 X

ENFORCEMENT SUMMARY

AT LEAST ONCE PER 12 MONTHS WHILE THE SYSTEM IS OPERABLE. CONTRARY TO THE ABOVE, BETWEEN JULY 1983 AND DECEMBER 1984, VALVE FP 302, A TESTABLE VALVE IN THE FLOW PATH OF THE VITAL FIRE WATER SYSTEM, WAS NOT FULLY CYCLED WHILE THE SYSTEM WAS OPERABLE. (8500 5)

OTHER ITEMS

SYSTEMS AND COMPONENTS:

NO INPUT PROVIDED.

FACILITY ITEMS (PLANS AND PROCEDURES):

NO INPUT PROVIDED.

MANAGERIAL ITEMS:

NO INPUT PROVIDED.

PLANT STATUS:

NO INPUT PROVIDED.

LAST IE SITE INSPECTION DATE: NO INPUT PROVIDED.

INSPECTION REPORT NO: NO INPUT PROVIDED.

REPORTS FROM LICENSEE

=====

NUMBER	DATE OF EVENT	DATE OF REPORT	SUBJECT
--------	------------------	-------------------	---------

NO INPUT PROVIDED.

=====

1. Docket: 50-397 O P E R A T I N G S T A T U S
2. Reporting Period: 07/01/85 Outage + On-line Hrs: 744.0
3. Utility Contact: LEONARD HUTCHISON (509) 377-2501 X2486
4. Licensed Thermal Power (MWh): 3323
5. Nameplate Rating (Gross MWe): 1201
6. Design Electrical Rating (Net MWe): 1100
7. Maximum Dependable Capacity (Gross MWe): 1155
8. Maximum Dependable Capacity (Net MWe): 1100
9. If Changes Occur Above Since Last Report, Give Reasons:

10. Power Level To Which Restricted, If Any (Net MWe): 775
11. Reasons for Restrictions, If Any:

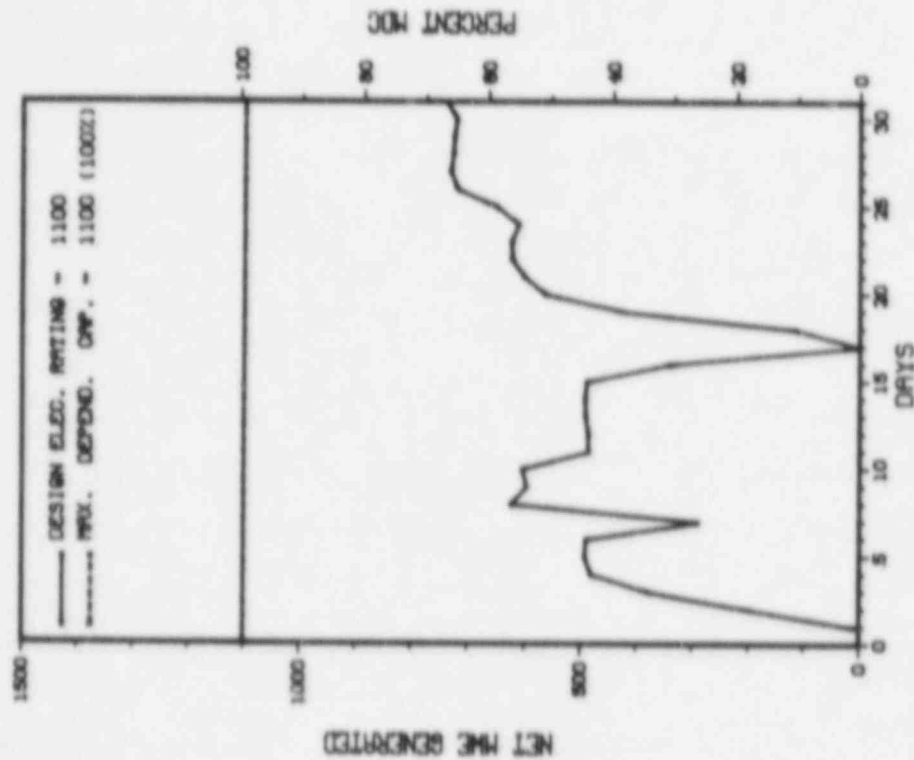
'85 RRC PUMP INOPERABLE

	MONTH	YEAR	CUMULATIVE
12. Report Period Hrs	744.0	5,087.0	5,527.2
13. Hours Reactor Critical	692.5	3,335.8	3,752.3
14. Rx Reserve Shtdn Hrs	.0	1,029.9	1,029.9
15. Hrs Generator On-Line	661.9	3,092.5	3,491.4
16. Unit Reserve Shtdn Hrs	.0	1,046.9	1,046.9
17. Gross Therm Ener (MWh)	1,189,200	8,021,643	9,235,271
18. Gross Elec Ener (MWh)	389,620	2,624,060	3,050,990
19. Net Elec Ener (MWh)	369,564	2,515,023	2,925,409
20. Unit Service Factor	89.0	60.8	63.2
21. Unit Avail Factor	89.0	81.4	82.1
22. Unit Cap Factor (MDC Net)	45.2	44.7	48.1
23. Unit Cap Factor (DER Net)	45.2	46.9	48.1
24. Unit Forced Outage Rate	10.0	16.7	15.9
25. Forced Outage Hours	73.9	619.0	660.7
26. Shutdowns Sched Over Next 6 Months (Type, Date, Duration):	NONE		

27. If Currently Shutdown Estimated Startup Date: N/A

 WASHINGTON NUCLEAR 2

 AVERAGE DAILY POWER LEVEL (MWe) PLOT
 WASHINGTON NUCLEAR 2



JULY 1985

Report Period JUL 1985

UNIT SHUTDOWNS / REDUCTIONS

WASHINGTON NUCLEAR 2

No.	Date	Type	Hours	Reason	Method	ICR Number	System Component	Cause & Corrective Action to Prevent Recurrence
85-12	07/01/85	F	29.6	A	3	85-047	HA VALVE	REACTOR SCRAM DURING STARTUP DUE TO FAILURE OF LIMIT SWITCHES ON THROTTLE VALVES NO. 1 & NO. 4 TO RESET WHEN VALVES WERE OPENED. THE SWITCHES WERE RECALIBRATED AND THE PLANT RETURNED TO SERVICE.
85-029	07/01/85	F	0.0	A	5		PUMPXX	"B" RFW PUMP OUT OF SERVICE DUE TO BEARING FAILURE WITH RESULTANT PUMP DAMAGE WHICH LIMITED POWER OUTPUT TO A MAXIMUM OF APPROXIMATELY 82%.
85-13	07/07/85	S	8.2	A	1		PUMPXX	PLANT WAS SHUTDOWN BECAUSE OF A CURRENT TRANSFORMER FAILURE ON "B" RRC MOTOR DUE TO A FAILED TERMINATION. REPAIRS WERE MADE AND PLANT RETURNED TO SERVICE. HOWEVER, EXCESSIVE VIBRATION PREVENTED OPERATING PUMP ON 60 HZ.
85-14	07/16/85	F	43.4	A	1		VALVE	PLANT WAS SHUTDOWN DUE TO EXCESSIVE UNIDENTIFIED LEAKAGE IN DRYWELL. THE LEAKAGE WAS IDENTIFIED AS A FEED WATER CHECK VALVE HINGE GASKET. REPAIRS WERE COMPLETED AND PLANT RETURNED TO SERVICE.
85-15	07/18/85	F	0.9	G	9		INSTRU	GENERATOR TRIPPED DURING STARTUP DUE TO HIGH MSR LEVEL. UPON INVESTIGATION IT WAS DETERMINED THAT LEVEL CONTROLLER WAS NOT IN PROPER MODE.

WASHINGTON NUCLEAR 2 OPERATED WITH 4 OUTAGES AND 1 REDUCTION DURING JULY.

WASHINGTON NUCLEAR 2

Type	Reason	Method	System & Component
F-Forced	A-Equip Failure	1-Manual	Exhibit F & H
S-Sched	B-Maint or Test	2-Manual Scram	Instructions for
	C-Retueling	3-Auto Scram	Preparation of
	D-Regulatory Restriction	4-Continued	Data Entry Sheet
	E-Operator Training	5-Reduced Load	Licensee Event Report
	F-License Examination	9-Other	(LER) File (NUREG-0161)

* WASHINGTON NUCLEAR 2 *

FACILITY DATA

Report Period JUL 1985

FACILITY DESCRIPTION

LOCATION
STATE.....WASHINGTON
COUNTY.....BENTON
DIST AND DIRECTION FROM
NEAREST POPULATION CTR...12 MI. NW OF
RICHLAND, WASH.
TYPE OF REACTOR.....BWR
DATE INITIAL CRITICALITY...JANUARY 19, 1984
DATE ELEC ENER 1ST GENER...MAY 27, 1984
DATE COMMERCIAL OPERATE....DECEMBER 13, 1984
CONDENSER COOLING METHOD...COOLING TOWERS
CONDENSER COOLING WATER....MECHANICAL TOWERS
ELECTRIC RELIABILITY
COUNCIL.....WESTERN SYSTEMS
COORDINATING COUNCIL

UTILITY & CONTRACTOR INFORMATION

UTILITY
LICENSEE.....WASHINGTON PUBLIC POWER SUPPLY SYSTEM
CORPORATE ADDRESS.....P.O. BOX 968
RICHLAND, WASHINGTON 99352
CONTRACTOR
ARCHITECT/ENGINEER.....BURNS & ROE
NUC STEAM SYS SUPPLIER...GENERAL ELECTRIC
CONSTRUCTOR.....BECHTEL
TURBINE SUPPLIER.....WESTINGHOUSE

REGULATORY INFORMATION

IE REGION RESPONSIBLE.....V
IE RESIDENT INSPECTOR.....A. TOTH
LICENSING PROJ MANAGER.....J. BRADFUTE
DOCKET NUMBER.....50-397
LICENSE & DATE ISSUANCE....NPF-21, APRIL 13, 1984
PUBLIC DOCUMENT ROOM.....RICHLAND PUBLIC LIBRARY
SHIFT AND NORTHGATE STREETS
RICHLAND, WA 99352

INSPECTION STATUS

INSPECTION SUMMARY

+ INSPECTION ON JUNE 24-28, 1985 (REPORT NO. 50-397/85-13) AREAS INSPECTED: A ROUTINE, UNANNOUNCED EMERGENCY PREPAREDNESS INSPECTION IN THE AREAS OF KNOWLEDGE AND PERFORMANCE OF DUTIES (TRAINING), LICENSEE AUDITS AND CHANGES TO THE EMERGENCY PREPAREDNESS PROGRAM. THE INSPECTION INVOLVED 72 INSPECTOR-HOURS ONSITE BY ONE NRC INSPECTOR AND ONE CONTRACTOR TEAM MEMBER.

RESULTS: NO ITEMS OF NONCOMPLIANCE OR DEVIATIONS WERE IDENTIFIED.

+ INSPECTION ON MAY 6-10, 1985 (REPORT NO. 50-397/85-17) AREAS INSPECTED: THIS ROUTINE, UNANNOUNCED SAFETY INSPECTION CONSISTED OF A TECHNICAL REVIEW OF THE PROGRAM PLAN, PROCEDURES AND RECORDS PERTAINING TO THE WNP-2 INSERVICE TESTING PROGRAM FOR PUMPS AND VALVES. THE INSPECTION INVOLVED 62 INSPECTOR-HOURS ONSITE BY ONE NRC INSPECTOR AND ONE CONSULTANT.

RESULTS: IN THE AREAS INSPECTED, ONE VIOLATION OF NRC REQUIREMENTS WAS IDENTIFIED (FAILURE TO FOLLOW CODE REQUIREMENTS) AND ONE UNRESOLVED ITEM WAS IDENTIFIED (ADEQUACY OF REVIEW OF SURVEILLANCE TEST RESULTS).

+ INSPECTION ON MAY 4-31, 1985 (REPORT NO. 50-397/85-19) AREAS INSPECTED: ROUTINE, UNANNOUNCED INSPECTION BY THE RESIDENT INSPECTORS OF CONTROL ROOM OPERATIONS, ENGINEERED SAFETY FEATURE (ESF) STATUS, SURVEILLANCE PROGRAM, MAINTENANCE PROGRAM, LICENSEE EVENT REPORTS, SPECIAL INSPECTION TOPICS, AND LICENSEE ACTION ON PREVIOUS INSPECTION FINDINGS. THE INSPECTION INVOLVED 240 INSPECTOR-HOURS ONSITE BY TWO RESIDENT NRC INSPECTORS.

RESULTS: NO ITEMS OF NONCOMPLIANCE OR DEVIATIONS WERE IDENTIFIED.

Report Period JUL 1985

INSPECTION STATUS - (CONTINUED)

* WASHINGTON NUCLEAR 2 *

INSPECTION SUMMARY

+ INSPECTION ON JUNE 1 - JULY 12, 1985 (REPORT NO. 50-397/85-21) AREAS INSPECTED: ROUTINE, UNANNOUNCED INSPECTION BY THE RESIDENT INSPECTORS OF CONTROL ROOM OPERATIONS, ENGINEERED SAFETY FEATURE (ESF) STATUS, SURVEILLANCE PROGRAM, MAINTENANCE PROGRAM, LICENSEE EVENT REPORTS, SPECIAL INSPECTION TOPICS, AND LICENSEE ACTION ON PREVIOUS INSPECTION FINDINGS. THE INSPECTION INVOLVED 174 INSPECTOR-HOURS ONSITE BY TWO RESIDENT NRC INSPECTORS.

RESULTS: NO ITEMS OF NONCOMPLIANCE OR DEVIATIONS WERE IDENTIFIED.

+ INSPECTION ON JUNE 10 - JULY 31, 1985 (REPORT NO. 50-397/85-22) AREAS INSPECTED: UNANNOUNCED INSPECTION BY A REGIONALLY BASED INSPECTOR OF THE IMPLEMENTATION OF THE WNP-2 NUCLEAR POWER PLANT FIRE PROTECTION, QUALITY ASSURANCE AND OTHER SPECIAL ITEMS IDENTIFIED DURING THE OUTAGE. THE INSPECTION INVOLVED 60 INSPECTOR-HOURS ONSITE BY ONE NRC INSPECTOR. DURING THIS INSPECTION, VARIOUS INSPECTION PROCEDURES WERE COVERED.

RESULTS: OF THE AREAS EXAMINED, ONE VIOLATION WAS IDENTIFIED.

+ INSPECTION ON JULY 3 - AUGUST 3, 1985 (REPORT NO. 50-397/85-24) REPORT BEING PREPARED; TO BE REPORTED NEXT MONTH.

+ INSPECTION ON JULY 1-8, 1985 (REPORT NO. 50-397/85-25) SUMMARY: THIS IN-OFFICE INSPECTION WAS CONDUCTED TO REVIEW THE RESULTS OBTAINED ON A REPEAT TEST SAMPLE PROVIDED BY THE PRC.

RESULTS: NO ITEMS OF NONCOMPLIANCE OR DEVIATIONS WERE IDENTIFIED.

+ INSPECTION ON SEPTEMBER 9-13, 1985 (REPORT NO. 50-397/85-26) REPORT BEING PREPARED; TO BE REPORTED AT A LATER DATE.

+ INSPECTION ON JULY 29 - AUGUST 2, 1985 (REPORT NO. 50-397/85-27) REPORT BEING PREPARED; TO BE REPORTED NEXT MONTH.

+ INSPECTION ON JULY 24-26, 1985 (REPORT NO. 50-397/85-28) AREAS INSPECTED: A SPECIAL INSPECTION TO EXAMINE LICENSEE ACTIONS WITH REGARD TO PROBLEMS RESULTING FROM A HIGH LEVEL OF VIBRATION IN REACTOR RECIRCULATION PUMP "B" AND ASSOCIATED PIPING. THE INSPECTION INVOLVED 16 INSPECTOR-HOURS ONSITE BY ONE NRC INSPECTOR.

RESULTS: NO ITEMS OF NONCOMPLIANCE OR DEVIATIONS WERE IDENTIFIED.

ENFORCEMENT SUMMARY

NONE

OTHER ITEMS

SYSTEMS AND COMPONENT PROBLEMS:

DIESEL GENERATOR VOLTAGE REGULATOR SETPOINT DISCOVERED SET TOO LOW TO AUTOMATICALLY LOCK ON TO A DE-ENERGIZED BUS.

FACILITY ITEMS (PLANS AND PROCEDURES):

FIRST MAINTENANCE OUTAGE SCHEDULED FOR MAY 1985.

MANAGERIAL ITEMS:

Report Period JUL 1985

I N S P E C T I O N S T A T U S - (CONTINUED)

* WASHINGTON NUCLEAR 2 *

OTHER ITEMS

ENFORCEMENT CONFERENCE HELD 02/28/85.

PLANT STATUS:

NONE

LAST IE SITE INSPECTION DATE: 09/09-13/85+

INSPECTION REPORT NO: 50-397/85-26+

R E P O R T S F R O M L I C E N S E E

NUMBER	DATE OF EVENT	DATE OF REPORT	SUBJECT
--------	------------------	-------------------	---------

NONE

THIS PAGE INTENTIONALLY LEFT BLANK

1. Docket: 50-382 O P E R A T I N G S T A T U S

2. Reporting Period: 07/01/85 Outage + On-line Hrs: 744.0

3. Utility Contact: GEORGE MILLER (504) 467-8211

4. Licensed Thermal Power (MWt): 3410

5. Nameplate Rating (Gross MWe): 1153

6. Design Electrical Rating (Net MWe): 1104

7. Maximum Dependable Capacity (Gross MWe): 1104

8. Maximum Dependable Capacity (Net MWe): 1104

9. If Changes Occur Above Since Last Report, Give Reasons:

10. Power Level To Which Restricted, If Any (Net MWe): _____

11. Reasons for Restrictions, If Any: _____

NONE

	MONTH	YEAR	CUMULATIVE
12. Report Period Hrs	<u>744.0</u>	<u>3,241.1</u>	<u>3,241.1</u>
13. Hours Reactor Critical	<u>323.1</u>	<u>1,474.3</u>	<u>1,474.3</u>
14. Rx Reserve Shtdwn Hrs	<u>.0</u>	<u>.0</u>	<u>.0</u>
15. Hrs Generator On-Line	<u>286.7</u>	<u>1,285.2</u>	<u>1,285.2</u>
16. Unit Reserve Shtdwn Hrs	<u>.0</u>	<u>.0</u>	<u>.0</u>
17. Gross Therm Ener (MWH)	<u>846,176</u>	<u>2,510,809</u>	<u>2,510,809</u>
18. Gross Elec Ener (MWH)	<u>277,220</u>	<u>764,670</u>	<u>764,670</u>
19. Net Elec Ener (MWH)	<u>262,721</u>	<u>705,198</u>	<u>705,198</u>
20. Unit Service Factor			
21. Unit Avail Factor		NOT IN	
22. Unit Cap Factor (MDC Net)		COMMERCIAL	
23. Unit Cap Factor (DER Net)		OPERATION	
24. Unit Forced Outage Rate			
25. Forced Outage Hours	<u>457.3</u>	<u>1,335.3</u>	<u>1,335.3</u>

26. Shutdowns Sched Over Next 6 Months (Type, Date, Duration):

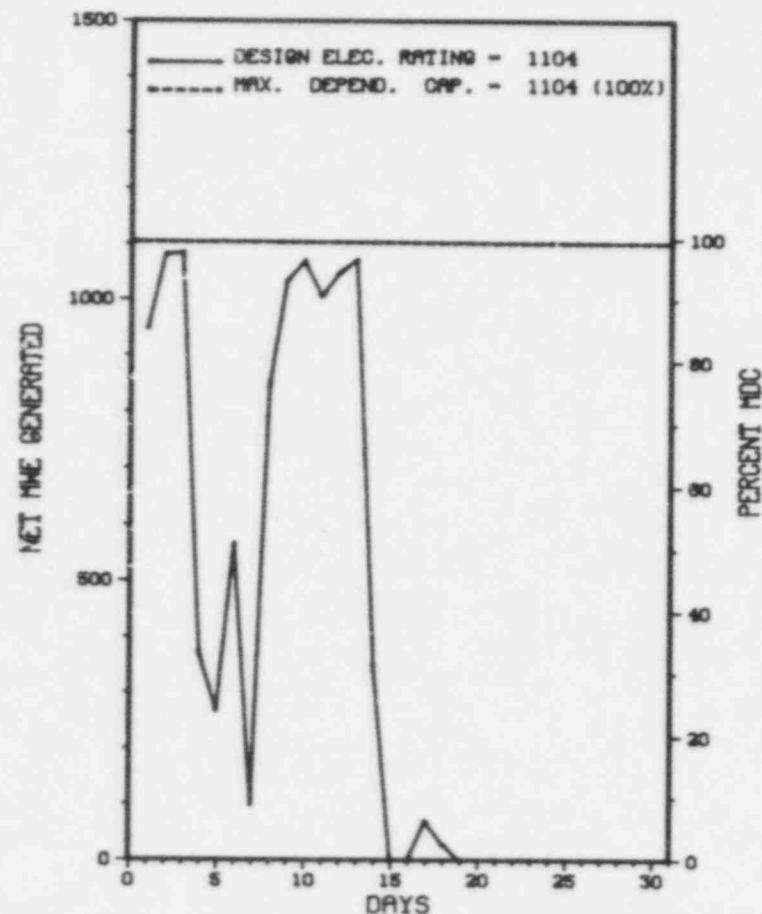
NONE

27. If Currently Shutdown Estimated Startup Date: 08/21/85

 * WATERFORD 3 *

AVERAGE DAILY POWER LEVEL (MWe) PLOT

WATERFORD 3



JULY 1985

Report Period JUL 1985

UNIT SHUTDOWNS / REDUCTIONS

* WATERFORD 3 *

No.	Date	Type	Hours	Reason	Method	LER Number	System	Component	Cause & Corrective Action to Prevent Recurrence
85-014	07/04/85	F	21.0	A	3	85-031	SJ	TRB	AT 100% POWER, A REACTOR TRIP OCCURRED ON LOW STEAM GENERATOR LEVEL DUE TO LOSS OF A FEEDWATER PUMP RESULTING FROM HIGH VIBRATION.
85-015	07/05/85	F	9.2	G	3	85-033	SJ	ZZZZZZ	AT 60% POWER, A REACTOR TRIP OCCURRED ON HIGH STEAM GENERATOR LEVEL WHILE CONTROLLING WATER LEVEL.
85-016	07/07/85	F	18.1	G	3	85-034	SF	ZZZZZZ	AT 90% POWER, A REACTOR TRIP OCCURRED ON LOW STEAM GENERATOR LEVEL DUE TO LOSS OF A FEEDWATER PUMP WHILE ALIGNING THE CONDENSATE POLISHER SYSTEM.
85-017	07/14/85	F	77.0	A	3	85-035	IT	JX	AT 100% POWER, A REACTOR TRIP OCCURRED DUE TO AN AUXILIARY HIGH PRESSURIZER PRESSURE TRIP FROM THE CORE PROTECTION CALCULATOR AS A RESULT OF A TURBINE RUNBACK DUE TO A FIRE IN THE TURBINE CONTROL SYSTEM.
85-018	07/18/85	F	332.0	A	1		TA	TRB	AT 25% POWER, THE TURBINE WAS MANUALLY TRIPPED WHEN TURBINE VIBRATION WAS DISCOVERED. UNIT WAS MANUALLY SHUT DOWN TO REPAIR TURBINE GENERATOR DAMAGE.

* SUMMARY *

WATERFORD 3 OPERATED WITH 5 OUTAGES DURING JULY, SHUTTING DOWN ON JULY 18TH FOR REPAIRS.

Type	Reason	Method	System & Component
F-Forced	A-Equip Failure	1-Manual	Exhibit F & H
S-Sched	B-Maint or Test	2-Manual Scram	Instructions for
	C-Refueling	3-Auto Scram	Preparation of
	D-Regulatory Restriction	4-Continued	Data Entry Sheet
	E-Operator Training	5-Reduced Load	Licensee Event Report
	& License Examination	9-Other	(LER) File (NUREG-0161)
	F-Admin		
	G-Oper Error		
	H-Other		

* WATERFORD 3 *

F A C I L I T Y D A T A

Report Period JUL 1985

FACILITY DESCRIPTION

LOCATION
STATE.....LOUISIANA
COUNTY.....ST CHARLES
DIST AND DIRECTION FROM
NEAREST POPULATION CTR...20 MI W OF
NEW ORLEANS, LA
TYPE OF REACTOR.....PWR
DATE INITIAL CRITICALITY...MARCH 4, 1985
DATE ELEC ENER 1ST GENER...MARCH 18, 1985
DATE COMMERCIAL OPERATE....*****
CONDENSER COOLING METHOD...ONCE THRU
CONDENSER COOLING WATER...MISSISSIPPI RIVER
ELECTRIC RELIABILITY
COUNCIL.....SOUTHWEST POWER POOL

UTILITY & CONTRACTOR INFORMATION

UTILITY
LICENSEE.....LOUISIANA POWER & LIGHT
CORPORATE ADDRESS.....142 DELARONDE STREET
NEW ORLEANS, LOUISIANA 70174
CONTRACTOR
ARCHITECT/ENGINEER.....EBASCO
NUC STEAM SYS SUPPLIER...COMBUSTION ENGINEERING
CONSTRUCTOR.....EBASCO
TURBINE SUPPLIER.....WESTINGHOUSE

REGULATORY INFORMATION

IE REGION RESPONSIBLE.....IV
IE RESIDENT INSPECTOR.....T. FLIPPO
LICENSING PROJ MANAGER.....J. WILSON
DOCKET NUMBER.....50-382
LICENSE & DATE ISSUANCE....NPF-38, MARCH 16, 1985
PUBLIC DOCUMENT ROOM.....HEAD LIBRARIAN
LOUISIANA COLLECTION
EARL K. LONG LIBRARY
UNIVERSITY OF NEW ORLEANS
LAKEFRONT DRIVE
NEW ORLEANS, LOUISIANA 70148

I N S P E C T I O N S T A T U S

INSPECTION SUMMARY

INSPECTION CONDUCTED MAY 20-24, 1985 (85-18)
ROUTINE, UNANNOUNCED INSPECTION OF THE LICENSEE'S RADIOACTIVE WASTE MANAGEMENT CONTROLS, TRAINING AND QUALIFICATIONS, RADWASTE
STARTUP, SOLID LIQUID, AND GASEOUS WASTE SYSTEMS.
WITHIN THE AREAS INSPECTED, NO VIOLATIONS OR DEVIATIONS WERE IDENTIFIED.

ENFORCEMENT SUMMARY

NONE

OTHER ITEMS

INSPECTION STATUS - (CONTINUED)

OTHER ITEMS

INSPECTION REPORT NO: 50-382/85-18

REPORTS FROM LICENSEE

NUMBER	DATE OF EVENT	DATE OF REPORT	SUBJECT
85-19	5/15/85	6/14/85	MISSED SAMPLE ON GAS DECAY TANK
85-21	5/23/85	6/21/85	AUTOMATIC ACTUATION OF REACTOR PROTECTIVE SYSTEM
85-22	5/24/85	6/21/85	AUTOMATIC ACTUATION OF REACTOR PROTECTIVE SYSTEM
85-24	6/11/85	7/11/85	AUTOMATIC ACTUATION OF ESF SYSTEM

1. Docket: 50-482 O P E R A T I N G S T A T U S

2. Reporting Period: 07/01/85 Outage + On-line Hrs: 744.0

3. Utility Contact: M. WILLIAMS (316) 364-8831

4. Licensed Thermal Power (MWh): 3411

5. Nameplate Rating (Gross MWe): 1250

6. Design Electrical Rating (Net MWe): 1170

7. Maximum Dependable Capacity (Gross MWe): 1170

8. Maximum Dependable Capacity (Net MWe): 1117

9. If Changes Occur Above Since Last Report, Give Reasons:

10. Power Level To Which Restricted, If Any (Net MWe): _____

11. Reasons for Restrictions, If Any: _____

NONE

	MONTH	YEAR	CUMULATIVE
12. Report Period Hrs	<u>744.0</u>	<u>1,181.0</u>	<u>1,181.0</u>
13. Hours Reactor Critical	<u>542.0</u>	<u>891.1</u>	<u>891.1</u>
14. Rx Reserve Shtdwn Hrs	<u>202.0</u>	<u>202.0</u>	<u>202.0</u>
15. Hrs Generator On-Line	<u>504.0</u>	<u>822.8</u>	<u>822.8</u>
16. Unit Reserve Shtdwn Hrs	<u>240.0</u>	<u>240.0</u>	<u>240.0</u>
17. Gross Therm Ener (MWH)	<u>1,025,780</u>	<u>1,382,456</u>	<u>1,382,456</u>
18. Gross Elec Ener (MWH)	<u>333,736</u>	<u>413,344</u>	<u>413,344</u>
19. Net Elec Ener (MWH)	<u>300,007</u>	<u>347,919</u>	<u>347,919</u>
20. Unit Service Factor			
21. Unit Avail Factor		NOT IN	
22. Unit Cap Factor (MDC Net)		COMMERCIAL	
23. Unit Cap Factor (DER Net)		OPERATION	
24. Unit Forced Outage Rate			
25. Forced Outage Hours	<u>121.4</u>	<u>201.1</u>	<u>201.1</u>

26. Shutdowns Sched Over Next 6 Months (Type, Date, Duration):

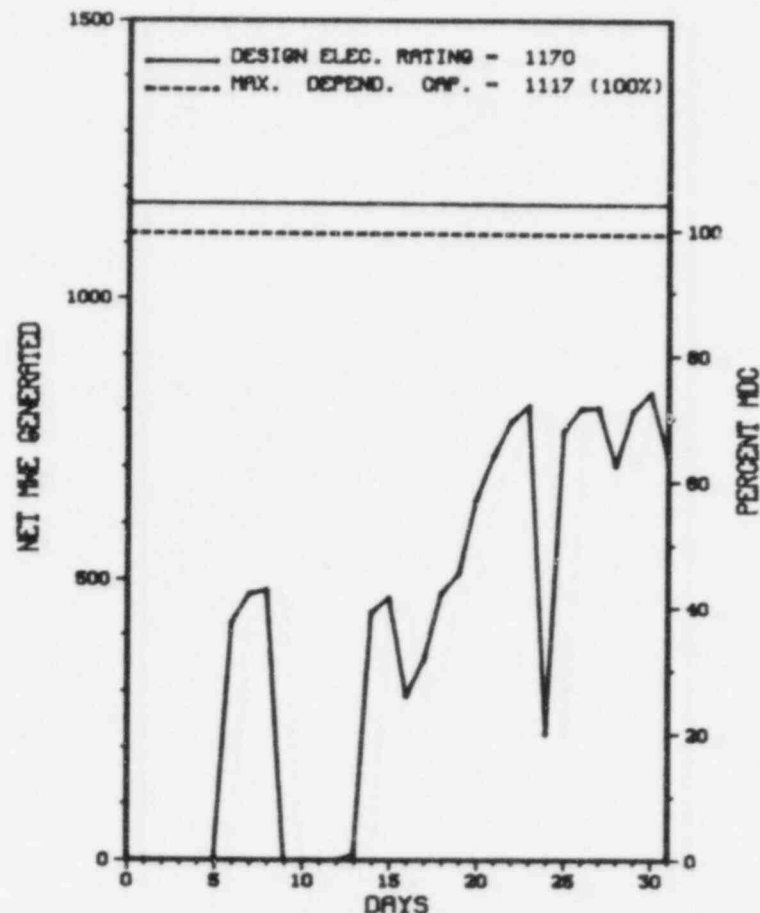
NONE

27. If Currently Shutdown Estimated Startup Date: 08/01/85

 * WOLF CREEK 1 *

AVERAGE DAILY POWER LEVEL (MWe) PLOT

WOLF CREEK 1



JULY 1985

Report Period JUL 1985

UNIT SHUTDOWNS / REDUCTIONS

* WOLF CREEK 1 *

No.	Date	Type	Hours	Reason	Method	LER Number	System Component	Cause & Corrective Action to Prevent Recurrence
3	06/29/85	S	107.3	B	4			MANUAL TRIP PER STARTUP TEST PROGRAM FROM AUXILIARY SHUTDOWN PANEL TO DEMONSTRATE ITS OPERABILITY.
4	07/09/85	F	90.5	A	3			TRIP DUE TO FEEDWATER CONTROL PROBLEM DURING STARTUP TEST PROGRAM TRANSIENT TESTING. A TEST RECORDER INDUCED A FALSE CONTROL SIGNAL. (LICENSEE EVENT REPORTS 85-049, 85-050, AND 85-042).
5	07/15/85	S	11.3	B	2			REACTOR TRIP TO TEST NEGATIVE RATE TRIP CIRCUITRY AND ANALYZE PLANT PERFORMANCE PER POWER ASCENSION TESTING.
6	07/23/85	F	10.7	A	3			TRIP DUE TO INSTRUMENT POWER SUPPLY FAILURE RESULTING IN LOSS OF CONTROL POWER TO A FEEDPUMP. (LICENSEE EVENT REPORT 85-054).
7	07/28/85	S	0.0	B	5			LARGE LOAD REDUCTION TEST PER POWER ASCENSION TESTING.
8	07/31/85	F	20.2	A	3			TRIP DUE TO FAILURE OF A POWER RANGE NUCLEAR INSTRUMENTATION CHANNEL WHILE A SECOND CHANNEL WAS UNDER TEST.

* SUMMARY *

WOLF CREEK OPERATED ROUTINELY DURING POWER ASCENSION IN JULY.

Type	Reason	Method	System & Component
F-Forced	A-Equip Failure	1-Manual	Exhibit F & H
S-Sched	B-Maint or Test	2-Manual Scram	Instructions for
	C-Refueling	3-Auto Scram	Preparation of
	D-Regulatory Restriction	4-Continued	Data Entry Sheet
	E-Operator Training	5-Reduced Load	Licensee Event Report
	& License Examination	9-Other	(LER) File (NUREG-0161)
	F-Admin		
	G-Oper Error		
	H-Other		

* WOLF CREEK 1 *

F A C I L I T Y D A T A

Report Period JUL 1985

FACILITY DESCRIPTION

LOCATION
STATE.....KANSAS
COUNTY.....COFFEY
DIST AND DIRECTION FROM
NEAREST POPULATION CTR...3.5 MI NE OF
BURLINGTON, KAN
TYPE OF REACTOR.....PWR
DATE INITIAL CRITICALITY...MAY 22, 1985
DATE ELEC ENER 1ST GENER...JUNE 12, 1985
DATE COMMERCIAL OPERATE...*****
CONDENSER COOLING METHOD...COOLING LAKE
CONDENSER COOLING WATER...COOLING LAKE
ELECTRIC RELIABILITY
COUNCIL.....SOUTHWEST POWER POOL

UTILITY & CONTRACTOR INFORMATION

UTILITY
LICENSEE.....KANSAS GAS & ELECTRIC
CORPORATE ADDRESS.....P.O. BOX 208
WICHITA, KANSAS 67201
CONTRACTOR
ARCHITECT/ENGINEER.....BECHTEL
NUC STEAM SYS SUPPLIER...WESTINGHOUSE
CONSTRUCTOR.....DANIEL INTERNATIONAL
TURBINE SUPPLIER.....GENERAL ELECTRIC

REGULATORY INFORMATION

IE REGION RESPONSIBLE.....IV
IE RESIDENT INSPECTOR.....J. CUMMINS
LICENSING PROJ MANAGER.....P. OCONNOR
DOCKET NUMBER.....50-482
LICENSE & DATE ISSUANCE...NPF-42, JUNE 4, 1985
PUBLIC DOCUMENT ROOM.....WILLIAM ALLAN WHITE LIBRARY
GOVERNMENT DOCUMENTS DIVISION
EMPORIA STATE UNIVERSITY
1200 COMMERCIAL STREET
EMPORIA, KANSAS 66801

I N S P E C T I O N S T A T U S

INSPECTION SUMMARY

INFO. NOT SUPPLIED BY REGION

ENFORCEMENT SUMMARY

NONE

OTHER ITEMS

SYSTEMS AND COMPONENT PROBLEMS:

INFO. NOT SUPPLIED BY REGION

FACILITY ITEMS (PLANS AND PROCEDURES):

INFO. NOT SUPPLIED BY REGION

MANAGERIAL ITEMS:

Report Period JUL 1985

I N S P E C T I O N S T A T U S - (CONTINUED)

* WOLF CREEK 1 *

INFO. NOT SUPPLIED BY REGION

PLANT STATUS:

INFO. NOT SUPPLIED BY REGION

LAST IE SITE INSPECTION DATE: INFO. NOT SUPPLIED BY REGION

INSPECTION REPORT NO: INFO. NOT SUPPLIED BY REGION

R E P O R T S F R O M L I C E N S E E

=====

NUMBER	DATE OF EVENT	DATE OF REPORT	SUBJECT
--------	------------------	-------------------	---------

INFO. NOT SUPPLIED BY REGION

=====

1. Docket: 50-029 O P E R A T I N G S T A T U S

2. Reporting Period: 07/01/85 Outage + On-line Hrs: 744.0

3. Utility Contact: S. WHIPPLE (617) 872-8100

4. Licensed Thermal Power (MWt): 600

5. Nameplate Rating (Gross MWe): 185 X 1.0 = 185

6. Design Electrical Rating (Net MWe): 175

7. Maximum Dependable Capacity (Gross MWe): 180

8. Maximum Dependable Capacity (Net MWe): 167

9. If Changes Occur Above Since Last Report, Give Reasons:
NONE

10. Power Level To Which Restricted, If Any (Net MWe): _____

11. Reasons for Restrictions, If Any: _____
NONE

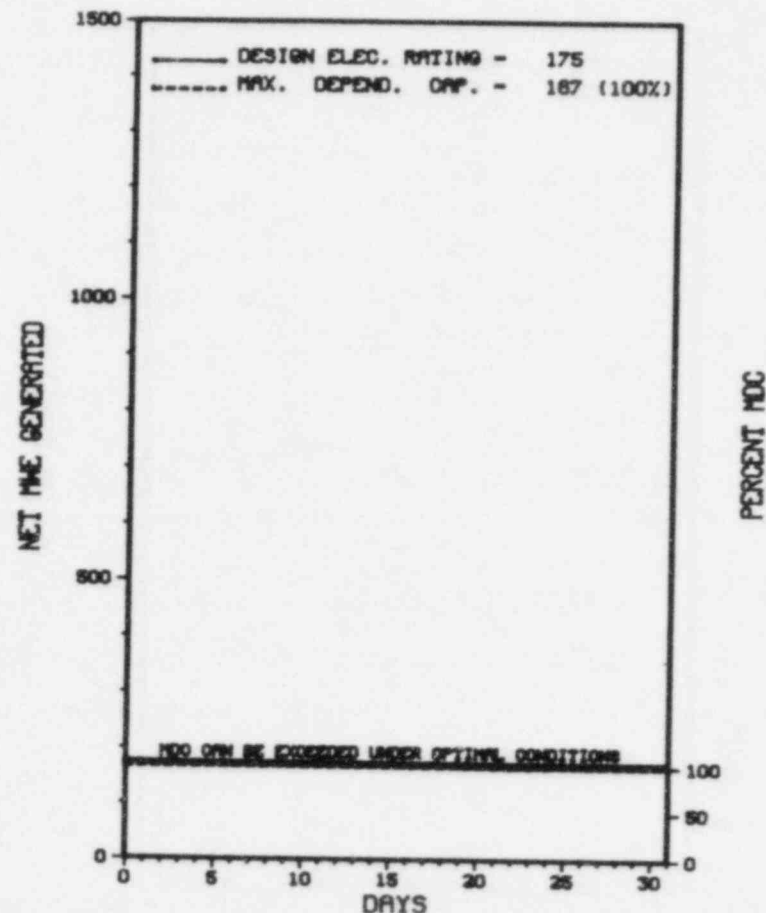
	MONTH	YEAR	CUMULATIVE
12. Report Period Hrs	<u>744.0</u>	<u>5,087.0</u>	<u>216,572.0</u>
13. Hours Reactor Critical	<u>744.0</u>	<u>5,087.0</u>	<u>173,009.9</u>
14. Rx Reserve Shtdwn Hrs	<u>.0</u>	<u>.0</u>	<u>.0</u>
15. Hrs Generator On-Line	<u>744.0</u>	<u>5,087.0</u>	<u>168,271.1</u>
16. Unit Reserve Shtdwn Hrs	<u>.0</u>	<u>.0</u>	<u>.0</u>
17. Gross Therm Ener (MWH)	<u>445,455</u>	<u>2,994,642</u>	<u>91,485,295</u>
18. Gross Elec Ener (MWH)	<u>134,123</u>	<u>908,036</u>	<u>27,726,825</u>
19. Net Elec Ener (MWH)	<u>125,826</u>	<u>851,419</u>	<u>25,945,970</u>
20. Unit Service Factor	<u>100.0</u>	<u>100.0</u>	<u>77.7</u>
21. Unit Avail Factor	<u>100.0</u>	<u>100.0</u>	<u>77.7</u>
22. Unit Cap Factor (MDC Net)	<u>101.3</u>	<u>100.2</u>	<u>73.7*</u>
23. Unit Cap Factor (DER Net)	<u>96.6</u>	<u>95.6</u>	<u>70.2*</u>
24. Unit Forced Outage Rate	<u>.0</u>	<u>.0</u>	<u>5.3</u>
25. Forced Outage Hours	<u>.0</u>	<u>.0</u>	<u>8,326.1</u>
26. Shutdowns Sched Over Next 6 Months (Type, Date, Duration): <u>NONE</u>			

27. If Currently Shutdown Estimated Startup Date: N/A

* YANKEE-ROWE 1 *

AVERAGE DAILY POWER LEVEL (MWe) PLOT

YANKEE-ROWE 1



JULY 1985

* Item calculated with a Weighted Average

Report Period JUL 1985

UNIT SHUTDOWNS / REDUCTIONS

* YANKEE-ROWE 1

No.	Date	Type	Hours	Reason	Method	LER Number	System Component	Cause & Corrective Action to Prevent Recurrence
-----	------	------	-------	--------	--------	------------	------------------	---

NONE

* SUMMARY *

YANKEE-ROWE OPERATED AT FULL POWER DURING THE JULY REPORT MONTH.

Type	Reason	Method	System & Component
F-Forced	A-Equip Failure	1-Manual	Exhibit F & H
S-Sched	B-Maint or Test	2-Manual Scram	Instructions for
	C-Refueling	3-Auto Scram	Preparation of
	D-Regulatory Restriction	4-Continued	Data Entry Sheet
	E-Operator Training	5-Reduced Load	Licensee Event Report
	& License Examination	9-Other	(LER) File (NUREG-0161)

* YANKEE-ROWE 1 *

F A C I L I T Y D A T A

Report Period JUL 1985

FACILITY DESCRIPTION

LOCATION
STATE.....MASSACHUSETTS
COUNTY.....FRANKLIN
DIST AND DIRECTION FROM
NEAREST POPULATION CTR...25 MI NE OF
PITTSFIELD, MASS
TYPE OF REACTOR.....PWR
DATE INITIAL CRITICALITY...AUGUST 19, 1960
DATE ELEC ENER 1ST GENER...NOVEMBER 10, 1960
DATE COMMERCIAL OPERATE....JULY 1, 1961
CONDENSER COOLING METHOD...ONCE THRU
CONDENSER COOLING WATER...DEERFIELD RIVER
ELECTRIC RELIABILITY
COUNCIL.....NORTHEAST POWER
COORDINATING COUNCIL

UTILITY & CONTRACTOR INFORMATION

UTILITY
LICENSEE.....YANKEE ATOMIC ELECTRIC
CORPORATE ADDRESS.....1671 WORCESTER RD.
FRAMINGHAM, MASSACHUSETTS 01701
CONTRACTOR
ARCHITECT/ENGINEER.....STONE & WEBSTER
NUC STEAM SYS SUPPLIER...WESTINGHOUSE
CONSTRUCTOR.....STONE & WEBSTER
TURBINE SUPPLIER.....WESTINGHOUSE

REGULATORY INFORMATION

IE REGION RESPONSIBLE.....I
IE RESIDENT INSPECTOR.....H. EICHENHOLZ
LICENSING PROJ MANAGER.....J. CLIFFORD
DUCKET NUMBER.....50-029
LICENSE & DATE ISSUANCE....DPR-3, DECEMBER 24, 1963
PUBLIC DOCUMENT ROOM.....GREENFIELD COMMUNITY COLLEGE
1 COLLEGE DRIVE
GREENFIELD, MASSACHUSETTS 01301

I N S P E C T I O N S T A T U S

INSPECTION SUMMARY

NO INSPECTION INPUT PROVIDED.

ENFORCEMENT SUMMARY

NONE

OTHER ITEMS

SYSTEMS AND COMPONENTS:

NO INPUT PROVIDED.

FACILITY ITEMS (PLANS AND PROCEDURES):

NO INPUT PROVIDED.

INSPECTION STATUS - (CONTINUED)

* YANKEE-ROWE 1 *

MANAGERIAL ITEMS:

PLANT STATUS:

NO INPUT PROVIDED.

LAST IE SITE INSPECTION DATE: NO INPUT PROVIDED.

INSPECTION REPORT NO: NO INPUT PROVIDED.

REPORTS FROM LICENSEE

NUMBER	DATE OF EVENT	DATE OF REPORT	SUBJECT
--------	------------------	-------------------	---------

NO INPUT PROVIDED.

1. Docket: 50-295 O P E R A T I N G S T A T U S

2. Reporting Period: 07/01/85 Outage + On-line Hrs: 744.0

3. Utility Contact: GERRI AUSTIN (312) 746-2084

4. Licensed Thermal Power (MWt): 3250

5. Nameplate Rating (Gross MWe): 1220 X 0.9 = 1098

6. Design Electrical Rating (Net MWe): 1040

7. Maximum Dependable Capacity (Gross MWe): 1085

8. Maximum Dependable Capacity (Net MWe): 1040

9. If Changes Occur Above Since Last Report, Give Reasons:

NONE

10. Power Level To Which Restricted, If Any (Net MWe):

11. Reasons for Restrictions. If Any:

NONE

	MONTH	YEAR	CUMULATIVE
12. Report Period Hrs	<u>744.0</u>	<u>5,087.0</u>	<u>101,543.0</u>
13. Hours Reactor Critical	<u>744.0</u>	<u>1,677.7</u>	<u>70,073.6</u>
14. Rx Reserve Shtdwn Hrs	<u>.0</u>	<u>.0</u>	<u>2,621.8</u>
15. Hrs Generator On-Line	<u>744.0</u>	<u>1,537.7</u>	<u>68,036.4</u>
16. Unit Reserve Shtdwn Hrs	<u>.0</u>	<u>.0</u>	<u>.0</u>
17. Gross Therm Ener (MWH)	<u>2,360,963</u>	<u>4,302,728</u>	<u>192,477,946</u>
18. Gross Elec Ener (MWH)	<u>773,030</u>	<u>1,394,334</u>	<u>62,066,128</u>
19. Net Elec Ener (MWH)	<u>740,386</u>	<u>1,298,815</u>	<u>58,894,210</u>
20. Unit Service Factor	<u>100.0</u>	<u>30.2</u>	<u>67.0</u>
21. Unit Avail Factor	<u>100.0</u>	<u>30.2</u>	<u>67.0</u>
22. Unit Cap Factor (MDC Net)	<u>95.7</u>	<u>24.6</u>	<u>55.8</u>
23. Unit Cap Factor (DER Net)	<u>95.7</u>	<u>24.6</u>	<u>55.8</u>
24. Unit Forced Outage Rate	<u>.0</u>	<u>12.5</u>	<u>14.7</u>
25. Forced Outage Hours	<u>.0</u>	<u>219.9</u>	<u>11,113.0</u>

26. Shutdowns Sched Over Next 6 Months (Type, Date, Duration):

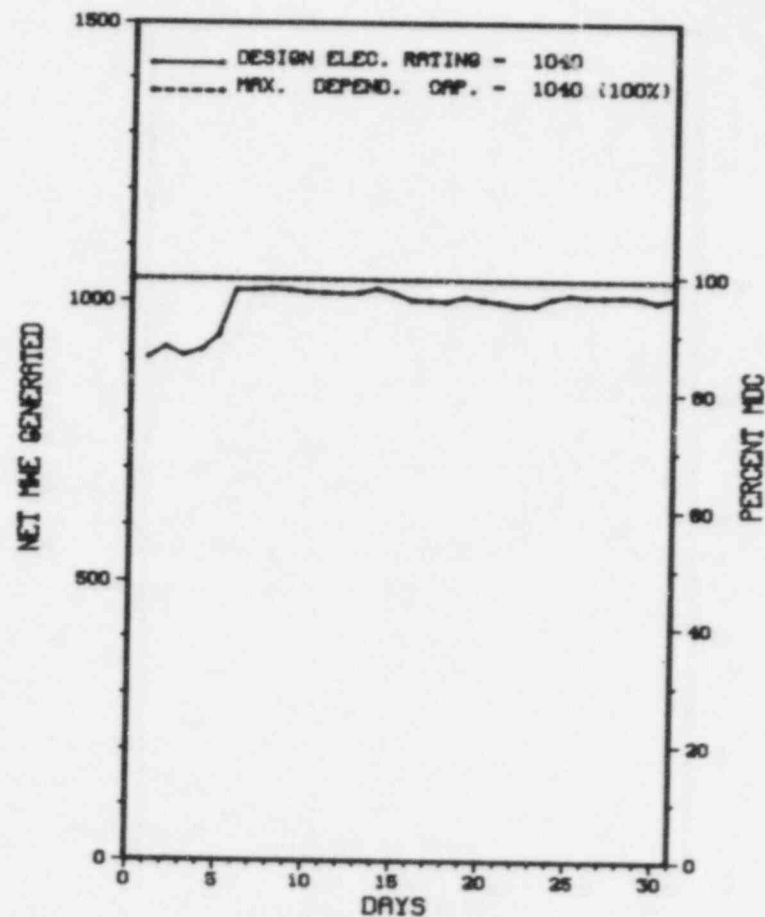
NONE

27. If Currently Shutdown Estimated Startup Date: N/A

* Z I O N 1 *

AVERAGE DAILY POWER LEVEL (MWe) PLOT

ZION 1



JULY 1985

Report Period JUL 1985

UNIT SHUTDOWNS / REDUCTIONS

* ZION 1 *

No.	Date	Type	Hours	Reason	Method	LER Number	System Component	Cause & Corrective Action to Prevent Recurrence
-----	------	------	-------	--------	--------	------------	------------------	---

NONE

* SUMMARY *

ZION 1 OPERATED WITH NO OUTAGES OR REDUCTIONS DURING JULY.

Type	Reason	Method	System & Component
F-Forced	A-Equip Failure	1-Manual	Exhibit F & H
S-Sched	B-Maint or Test	2-Manual Scram	Instructions for
	G-Oper Error	3-Auto Scram	Preparation of
	C-Refueling	4-Continued	Data Entry Sheet
	H-Other	5-Reduced Load	Licensee Event Report
	D-Regulatory Restriction	9-Other	(LER) File (NUREG-0161)
	E-Operator Training		
	& License Examination		

* ZION 1 *

F A C I L I T Y D A T A

Report Period JUL 1985

FACILITY DESCRIPTION

LOCATION
STATE.....ILLINOIS
COUNTY.....LAKE
DIST AND DIRECTION FROM
NEAREST POPULATION CTR...40 MI N OF
CHICAGO, ILL
TYPE OF REACTOR.....PWR
DATE INITIAL CRITICALITY...JUNE 19, 1973
DATE ELEC ENER 1ST GENER...JUNE 28, 1973
DATE COMMERCIAL OPERATE....DECEMBER 31, 1973
CONDENSER COOLING METHOD...ONCE THRU
CONDENSER COOLING WATER....LAKE MICHIGAN
ELECTRIC RELIABILITY
COUNCIL.....MID-AMERICA
INTERPOOL NETWORK

INSPECTION SUMMARY

NONE

ENFORCEMENT SUMMARY

NONE

OTHER ITEMS

SYSTEMS AND COMPONENT PROBLEMS:

NONE

FACILITY ITEMS (PLANS AND PROCEDURES):

NONE

UTILITY & CONTRACTOR INFORMATION

UTILITY
LICENSEE.....COMMONWEALTH EDISON
CORPORATE ADDRESS.....P.O. BOX 767
CHICAGO, ILLINOIS 60690
CONTRACTOR
ARCHITECT/ENGINEER.....SARGENT & LUNDY
NUC STEAM SYS SUPPLIER...WESTINGHOUSE
CONSTRUCTOR.....COMMONWEALTH EDISON
TURBINE SUPPLIER.....WESTINGHOUSE
REGULATORY INFORMATION
IE REGION RESPONSIBLE.....III
IE RESIDENT INSPECTOR.....M. HOLZMER
LICENSING PROJ MANAGER.....J. NORRIS
DOCKET NUMBER.....50-295
LICENSE & DATE ISSUANCE....DPR-39, OCTOBER 19, 1973
PUBLIC DOCUMENT ROOM.....ZION - BENTON PUBLIC LIBRARY
2400 GABRIEL AVENUE
ZION, ILLINOIS 60099

I N S P E C T I O N S T A T U S

Report Period JUL 1985

INSPECTION STATUS - (CONTINUED)

* ZION 1 *

OTHER ITEMS

MANAGERIAL ITEMS:

NONE

PLANT STATUS:

UNIT IS OPERATING NORMALLY.

LAST IE SITE INSPECTION DATE: AUGUST 19 - 23, 1985

INSPECTION REPORT NO: 85029

REPORTS FROM LICENSEE

```
=====
```

NUMBER	DATE OF EVENT	DATE OF REPORT	SUBJECT
85-19	06/07/85	07/01/85	INADVERTENT ENGINEERED SAFETY FEATURES ACTUATION
85-21	06/03/85	07/03/85	INADVERTENT TRIP OF REACTOR TRIP BREAKERS WHILE IN COLD SHUTDOWN
85-22	06/11/85	07/11/85	FAILURE OF 1MOV-SI8806
85-23	06/17/85	07/17/85	FAILURE OF REVIEW TEMPORARY PROCEDURE CHANGE WITHIN 14 DAYS
85-24	06/29/85	07/26/85	REACTOR TRIP FROM LOW STEAM GENERATOR LEVEL
85-25	06/27/85	07/26/85	MANUAL REACTOR TRIP

```
=====
```

1. Docket: 50-304 O P E R A T I N G S T A T U S

2. Reporting Period: 07/01/85 Outage + On-line Hrs: 744.0

3. Utility Contact: GERRI AUSTIN (312) 746-2084

4. Licensed Thermal Power (MWt): 3250

5. Nameplate Rating (Gross MWe): 1220 X 0.9 = 1098

6. Design Electrical Rating (Net MWe): 1040

7. Maximum Dependable Capacity (Gross MWe): 1085

8. Maximum Dependable Capacity (Net MWe): 1040

9. If Changes Occur Above Since Last Report, Give Reasons: NONE

10. Power Level To Which Restricted, If Any (Net MWe): _____

11. Reasons for Restrictions, If Any: NONE

	MONTH	YEAR	CUMULATIVE
12. Report Period Hrs	<u>744.0</u>	<u>5,087.0</u>	<u>95,256.0</u>
13. Hours Reactor Critical	<u>744.0</u>	<u>5,068.2</u>	<u>70,578.4</u>
14. Rx Reserve Shtdwn Hrs	<u>.0</u>	<u>.0</u>	<u>226.1</u>
15. Hrs Generator On-Line	<u>744.0</u>	<u>5,060.3</u>	<u>68,766.8</u>
16. Unit Reserve Shtdwn Hrs	<u>.0</u>	<u>.0</u>	<u>.0</u>
17. Gross Therm Ener (MWH)	<u>6,711,561</u>	<u>20,222,195</u>	<u>204,319,539</u>
18. Gross Elec Ener (MWH)	<u>543,468</u>	<u>4,954,901</u>	<u>63,915,661</u>
19. Net Elec Ener (MWH)	<u>520,288</u>	<u>4,759,806</u>	<u>60,823,062</u>
20. Unit Service Factor	<u>100.0</u>	<u>99.5</u>	<u>72.2</u>
21. Unit Avail Factor	<u>100.0</u>	<u>99.5</u>	<u>72.2</u>
22. Unit Cap Factor (MDC Net)	<u>67.2</u>	<u>90.0</u>	<u>61.4</u>
23. Unit Cap Factor (DER Net)	<u>67.2</u>	<u>90.0</u>	<u>61.4</u>
24. Unit Forced Outage Rate	<u>.0</u>	<u>.5</u>	<u>16.0</u>
25. Forced Outage Hours	<u>.0</u>	<u>26.7</u>	<u>13,138.1</u>

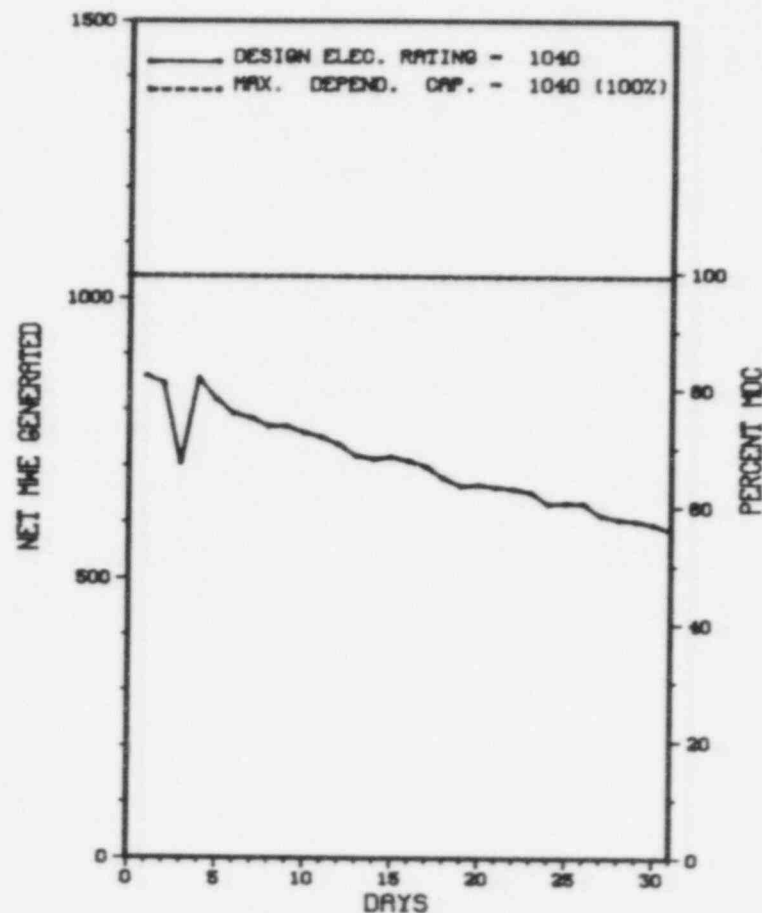
26. Shutdowns Sched Over Next 6 Months (Type, Date, Duration):
REFUELING & MAINTENANCE: 09/06/85

27. If Currently Shutdown Estimated Startup Date: N/A

 * ZION 2 *

AVERAGE DAILY POWER LEVEL (MWe) PLOT

ZION 2



JULY 1985

 * ZION 2 *

UNIT SHUTDOWNS / REDUCTIONS

Report Period JUL 1985

Cause & Corrective Action to Prevent Recurrence

No.	Date	Type	Hours	Reason	Method	LER Number	System Component
-----	------	------	-------	--------	--------	------------	------------------

NONE

ZION 2 OPERATED WITH NO OUTAGES OR REDUCTIONS DURING JULY.

 * SUMMARY *

Type	Reason	Method	System & Component
F-Forced	A-Equip Failure	1-Manual	Exhibit F & H
S-Sched	B-Maint or Test	2-Manual Scram	Instructions for
	C-Refueling	3-Auto Scram	Preparation of
	D-Regulatory Restriction	4-Continued	Data Entry Sheet
	E-Operator Training	5-Reduced Load	Licensee Event Report
	& License Examination	9-Other	(LER) File (NUREG-0161)

* ZION 2 *

FACILITY DATA

Report Period JUL 1985

FACILITY DESCRIPTION

LOCATION
STATE.....ILLINOIS
COUNTY.....LAKE
DIST AND DIRECTION FROM
NEAREST POPULATION CTR...40 MI N OF
CHICAGO, ILL
TYPE OF REACTOR.....PWR
DATE INITIAL CRITICALITY...DECEMBER 24, 1973
DATE ELEC ENER 1ST GENER...DECEMBER 26, 1973
DATE COMMERCIAL OPERATE...SEPTEMBER 17, 1974
CONDENSER COOLING METHOD...ONCE THRU
CONDENSER COOLING WATER...LAKE MICHIGAN
ELECTRIC RELIABILITY
COUNCIL.....MID-AMERICA
INTERPOOL NETWORK

UTILITY & CONTRACTOR INFORMATION

UTILITY
LICENSEE.....COMMONWEALTH EDISON
CORPORATE ADDRESS.....P.O. BOX 767
CHICAGO, ILLINOIS 60690
CONTRACTOR
ARCHITECT/ENGINEER.....SARGENT & LUNDY
NUC STEAM SYS SUPPLIER...WESTINGHOUSE
CONSTRUCTOR.....COMMONWEALTH EDISON
TURBINE SUPPLIER.....WESTINGHOUSE

REGULATORY INFORMATION

IE REGION RESPONSIBLE.....III
IE RESIDENT INSPECTOR.....M. HOLZMER
LICENSING PROJ MANAGER.....J. NORRIS
DOCKET NUMBER.....50-304
LICENSE & DATE ISSUANCE....DPR-48, NOVEMBER 14, 1973
PUBLIC DOCUMENT ROOM.....ZION - BENTON PUBLIC LIBRARY
2400 GABRIEL AVENUE
ZION, ILLINOIS 60099

INSPECTION STATUS

INSPECTION SUMMARY

INSPECTION ON JULY 2-6, AUGUST 29 AND JUNE 10-12 (84017): SPECIAL, ANNOUNCED INSPECTION BY REGION BASED INSPECTORS OF LICENSEE EVENT REPORTS NO. 84-005-01 AND 84-034-00 AND A DISCUSSION OF THE FINDINGS WITH THE LICENSEE IN AN ENFORCEMENT CONFERENCE IN NRC REGION III ON SEPTEMBER 14, 1984. THE INSPECTION INVOLVED A TOTAL OF 51 INSPECTOR-HOURS ONSITE BY TWO NRC INSPECTORS INCLUDING NO INSPECTOR-HOURS DURING OFF-SHIFTS. NO VIOLATIONS OR DEVIATIONS WERE IDENTIFIED.

ENFORCEMENT SUMMARY

NONE

OTHER ITEMS

SYSTEMS AND COMPONENT PROBLEMS:

NONE

* ZION 2 *

Report Period JUL 1985 I N S P E C T I O N S T A T U S - (CONTINUED)

OTHER ITEMS

FACILITY ITEMS (PLANS AND PROCEDURES):

NONE

MANAGERIAL ITEMS:

NONE

PLANT STATUS:

THE UNIT IS OPERATING NORMALLY.

LAST IE SITE INSPECTION DATE: AUGUST 19 - 23, 1985

INSPECTION REPORT NO: 85030

R E P O R T S F R O M L I C E N S E E

NUMBER	DATE OF EVENT	DATE OF REPORT	SUBJECT
85-12	07/02/85	08/01/85	CLOSURE OF PURGE VALVES FROM HIGH RAD SIGNAL

THIS PAGE INTENTIONALLY LEFT BLANK

SECTION 3

APPENDIX

***** * PRESSURIZED* * WATER * * REACTORS * *****							
STATUS OF SPENT FUEL STORAGE CAPABILITY							
(a)					(b)		
FACILITY *****	CORE SIZE (NO. OF ASSEMBLIES) *****	PRESENT AUTH. STORAGE POOL CAP. (FUEL ASSEMBLIES) *****	NO. OF ASSEMBLIES REMAINING STORAGE (NO. OF ASSEMBLIES) *****	REMAINING CAPACITY IF PENDING REQUEST APPROVED (NO. OF ASSEMBLIES) *****	NEXT REFUEL SCHED. DATE *****	WILL FILL PRESENT AUTH. CAPACITY *****	
ARKANSAS 1	177	988	456	532	08-86	1998	
ARKANSAS 2	177	988	168	820	N/S	2003	
BEAVER VALLEY 1	157	833	104	729	N/S	1995	
BYRON 1							
CALLAWAY 1							
CALVERT CLIFFS 1	217	1830(c)	940(c)	890(c)(m)	1098	1991	
CALVERT CLIFFS 2	217				10-85	1991	
CATAWBA 1							
COOK 1	193	2050(c)	553(c)	1497(c)	08-85	1994	
COOK 2	193				10-85		
CRYSTAL RIVER 3	177	1163	230	933	N/S	1997	
DAVIS-BESSE 1	177	735	199	536	N/S	1993	
DIABLO CANYON 1							
FARLEY 1	157	675	166	509	1293	1991	
FARLEY 2	157	675	134	541	1273	1994	
FORT CALHOUN 1	133	729	305	424	10-85	1996	
GINNA	121	595	380	215	N/S	1992	
HADDAM NECK	157	1168	545	623	01-86	1994	
INDIAN POINT 1	0	288	160	128	N/S		
INDIAN POINT 2	193	482	332	150	916	1986	
INDIAN POINT 3	193	837	140	697	06-85	1993	
KEWAUNEE	121	990	308	682(m)	N/S	1991	
MAINE YANKEE	217	953	577	376	1678	1987	
MCGUIRE 1	193	1463	91	1372(n)	08-85	2010	
MCGUIRE 2	193	1463	60	1403	N/S	2010	
MILLSTONE 2	217	667	376	730	N/S	1987	
NORTH ANNA 1	157	966(c)	220(c)	746	N/S	1991	
NORTH ANNA 2	157				N/S	1990	
OCONEE 1	177	1312(1)	1060	252(1)(n)	03-86	1991	
OCONEE 2	177				10-86		
OCONEE 3	177	875	262	613	08-85		
PALISADES	204	784	480	304	N/S	1988	
PALO VERDE 1							
POINT BEACH 1	121	1058(c)	564(c)	494(c)	N/S	1995	
POINT BEACH 2	121				09-85		
PRAIRIE ISLAND 1	121	1017(c)	641(c)	376(c)(m)	720	1988	
PRAIRIE ISLAND 2	121				08-85		
RANCHO SECO 1	177	1084	316	709	N/S	2000	
ROBINSON 2	157	276	222	54(a)	431	1985(g)	
SALEM 1	193	1170	296	874	N/S	2001	
SALEM 2	193	1170	265	905	N/S	2004	
SAN ONOFRE 1	157	216	94	122	11-85	1985	
SAN ONOFRE 2	217	800	72	728	N/S	1997	
SAN ONOFRE 3	217	800	0	800	08-85		
SEQUOYAH 1	193	800	65	735	09-85	1993	
SEQUOYAH 2(d)	193	800	130	670	N/S	1994	
ST LUCIE 1	217	728	352	376	N/S	1990	

Report Period JUL 1985

PAGE 3-2

 * PRESSURIZED *
 * WATER *
 * REACTORS *

STATUS OF SPENT FUEL STORAGE CAPABILITY

FACILITY *****	(a) CORE SIZE (NO. OF ASSEMBLIES) *****	PRESENT AUTH. STORAGE POOL CAP. (FUEL ASSEMBLIES) *****	NO. OF ASSEMBLIES REMAINING CAPACITY STORED (NO. OF ASSEMBLIES) *****	REMAINING CAPACITY IF PENDING REQUEST APPROVED (NO. OF ASSEMBLIES) *****	NEXT REFUEL SCHED. DATE *****	(b) WILL FILL PRESENT AUTH. CAPACITY *****
	ST LUCIE 2					N/S
SUMMER 1	157	682	52	630	10-85	2008
SURRY 1	157	1044(c)	608(c)	384(c)	N/S	1987
SURRY 2	157				N/S	
THREE MILE ISLAND 1	177	752	208	544	N/S	
THREE MILE ISLAND 2	177	442	0	442	N/S	
TROJAN	193	651	312	339	05-85	1990
TURKEY POINT 3	157	621	445	123(m)	N/S	1987
TURKEY POINT 4	157	621	430	191	01-86	1988
WATERFORD 3						
WOLF CREEK 1						
YANKEE-ROWE 1	76	391	250	141	10-85	1988
ZION 1	193	2112(c)	799(c)	1185(c)	09-85	1995
ZION 2	193				N/S	1995

INDEPENDENT SPENT FUEL STORAGE INSTALLATIONS(h)

MORRIS OPERATIONS	750 MTU(j)	315	385 MTU(j)	1490 MTU(j)
NFS(i)	250 MTU	170 MTU	80 MTU	

- (a) At each refueling outage approximately 1/3 of a PWR core and 1/4 of a BWR core is off-loaded.
 (b) Some of these dates have been adjusted by staff assumptions.
 (c) This is the total for both units.
 (d) Plant not in commercial operation.
 (e) Some spent fuel stored at Brunswick.
 (f) Authorized a total 2772 BWR and 1232 PWR assemblies for both pools.
 (g) Robinson 2 assemblies being shipped to Brunswick for storage.
 (h) Capacity is in metric tons of uranium; 1 MTU = 2 PWR assemblies or 5 BWR assemblies.
 (i) No longer accepting spent fuel.
 (j) Racked for 700 MTU.
 (k) Reserved.
 (l) This is the station total.
 (m) Installed capacity is less than that authorized.
 (n) McGuire 1 authorized to accept Oconee fuel assemblies.

 N/S = Not Scheduled

Report Period JUL 1985

PAGE 3-3

```

*****
*   BOILING *   STATUS   OF   SPENT   FUEL   STORAGE   CAPABILITY
*   WATER   *
* REACTORS *
*****

```

FACILITY *****	(a) CORE SIZE (NO. OF ASSEMBLIES) *****	PRESENT AUTH. STORAGE POOL CAP. (FUEL ASSEMBLIES) *****	NO. OF ASSEMBLIES STORED *****	REMAINING CAPACITY (NO. OF ASSEMBLIES) *****	REMAINING CAPACITY IF PENDING REQUEST APPROVED (NO. OF ASSEMBLIES) *****	NEXT REFUEL SCHED. DATE *****	(b) WILL FILL PRESENT AUTH. CAPACITY *****
	BIG ROCK POINT 1	84	441	172	269		08-85
BROWNS FERRY 1	764	3471	1068	2403		06-85	1985
BROWNS FERRY 2	764	3471	1652	77(m)	1819	N/S	1985
BROWNS FERRY 3	764	3471	1004	2467(m)		N/S	1985
BRUNSWICK 1	560	(f)	160PWR+656BWR	2116		N/S	1986
BRUNSWICK 2	560		144PWR+564BWR	2208		N/S	1986
COOPER STATION	548	2366	985	1381		09-85	1996
DRESDEN 1	464	672	221	451		N/S	1990
DRESDEN 2	724	2659(c)	2014 (c)	996(c)	6129(c)	N/S	1985
DRESDEN 3	724					N/S	
DUANE ARNOLD	368	2050	961	1089		N/S	1998
FITZPATRICK	560	2244	956	1288		N/S	1991
GRAND GULF 1							
HATCH 1	560	3021	140	2881		10-85	1999
HATCH 2	560	2750	1424	1325		N/S	1999
HUMBOLDT BAY	172	487	251	236		N/S	
LA CROSSE	72	440	207	215		N/S	1992
LASALLE 1						09-85	
LASALLE 2							
LIMERICK 1							
MILLSTONE 1	580	2184	1346	968		10-85	1991
MONTICELLO	484	2237	916	1321		04-86	1991
NINE MILE POINT 1	532	2776	1244	1532	1788	03-86	1996
OYSTER CREEK 1	560	2600	1078	1522		N/S	1990

***** * BOILING * STATUS OF SPENT FUEL STORAGE CAPABILITY * WATER * * REACTORS * *****							
FACILITY *****	(a) CORE SIZE (NO. OF ASSEMBLIES) *****	PRESENT AUTH. STORAGE POOL CAP. (FUEL ASSEMBLIES) *****	NO. OF ASSEMBLIES STORED *****	REMAINING CAPACITY (NO. OF ASSEMBLIES) *****	REMAINING CAPACITY IF PENDING REQUEST APPROVED (NO. OF ASSEMBLIES) *****	NEXT REFUEL SCHED. DATE *****	(b) WILL FILL PRESENT AUTH. CAPACITY *****
	PEACH BOTTOM 2	764	2816	1552	1264		N/S
PEACH BOTTOM 3	764	2816	1212	1604		06-85	1991
PILGRIM 1	580	2320	1128	642(m)		N/S	1990
QUAD CITIES 1	724	3657	2340	1317		N/S	2003
QUAD CITIES 2	724	3897	900	2997		N/S	2003
SUSQUEHANNA 1	764	2840	191	3649		N/S	1997
SUSQUEHANNA 2							
VERMONT YANKEE 1	368	2000	1174	826		09-85	1992
WASHINGTON NUCLEAR*							

INDEPENDENT SPENT FUEL STORAGE INSTALLATIONS(h)

MORRIS OPERATIONS	750 MTU(j)	315	385 MTU(j)	1490 MTU(j)
NFS(i)	250 MTU	170 MTU	80 MTU	

- (a) At each refueling outage approximately 1/3 of a PWR core and 1/4 of a BWR core is off-loaded.
 (b) Some of these dates have been adjusted by staff assumptions.
 (c) This is the total for both units.
 (d) Plant not in commercial operation.
 (e) Some spent fuel stored at Brunswick.
 (f) Authorized a total 2772 BWR and 1232 PWR assemblies for both pools.
 (g) Robinson 2 assemblies being shipped to Brunswick for storage.
 (h) Capacity is in metric tons of uranium; 1 MTU = 2 PWR assemblies or 5 BWR assemblies.
 (i) No longer accepting spent fuel.
 (j) Racked for 700 MTU.
 (k) Reserved.
 (l) This is the station total.
 (m) Installed capacity is less than that authorized.
 (n) McGuire 1 authorized to accept Oconee fuel assemblies.

 N/S = Not Scheduled

(INCLUDES BOTH LICENSED
AND NON-LICENSED UNITS)

REACTOR YEARS OF EXPERIENCE

	YEARS	1ST ELEC GENERATE	UNIT

* LICENSED *	11.00	08/01/74	ARKANSAS 1
* OPERATING *	22.65	12/08/62	BIG ROCK POINT 1
* ELECTRICAL *	8.88	09/12/76	BROWNS FERRY 3
* PRODUCING *	.42	03/01/85	BYRON 1
* UNITS *	8.65	12/07/76	CALVERT CLIFFS 2

	7.36	03/22/78	COOK 2
	7.93	08/28/77	DAVIS-BESSE 1
	14.03	07/22/71	DRESDEN 3
	4.19	05/25/81	FARLEY 2
	8.64	12/11/76	FORT ST VRAIN
	17.98	08/07/67	HADDAM NECK
	12.10	06/26/73	INDIAN POINT 2
	17.26	04/26/68	LA CROSSE
	.30	04/13/85	LIMERICK 1
	2.19	05/23/83	MCGUIRE 2
	14.41	03/05/71	MONTICELLO
	4.93	08/25/80	NORTH ANNA 2
	10.92	09/01/74	OCONEE 3
	.14	06/10/85	PALO VERDE 1
	13.03	07/19/72	PILGRIM 1
	11.66	12/04/73	PRAIRIE ISLAND 1
	13.19	05/23/72	QUAD CITIES 2
	8.60	12/25/76	SALEM 1
	2.86	09/20/82	SAN ONOFRE 2
	3.61	12/23/81	SEQUOYAH 2
	2.71	11/16/82	SUMMER 1
	2.71	11/16/82	SUSQUEHANNA 1
	9.61	12/23/75	TROJAN
	12.86	09/20/72	VERMONT YANKEE 1
	.14	06/12/85	WOLF CREEK 1
	11.60	12/26/73	ZION 2

TOTAL 840.97 YRS

YEARS	1ST ELEC GENERATE	UNIT
6.60	12/26/78	ARKANSAS 2
11.79	10/15/73	BROWNS FERRY 1
8.66	12/04/76	BRUNSWICK 1
.77	10/24/84	CALLAWAY 1
.52	01/22/85	CATAWBA 1
11.23	05/10/74	COOPER STATION
.72	11/11/84	DIABLO CANYON 1
11.20	05/19/74	DUANE ARNOLD
10.50	02/01/75	FITZPATRICK
15.66	12/02/69	GINNA
10.72	11/11/74	HATCH 1
9.26	04/27/76	INDIAN POINT 3
2.91	09/04/82	LASALLE 1
12.73	11/08/72	MAINE YANKEE
14.67	11/29/70	MILLSTONE 1
15.73	11/09/69	NINE MILE POINT 1
12.24	05/06/73	OCONEE 1
15.85	09/23/69	OYSTER CREEK 1
11.45	02/18/74	PEACH BOTTOM 2
14.74	11/06/70	POINT BEACH 1
10.61	12/21/74	PRAIRIE ISLAND 2
10.80	10/13/74	RANCHO SECO 1
4.16	06/03/81	SALEM 2
1.85	09/25/83	SAN ONOFRE 3
9.23	05/07/76	ST LUCIE 1
13.08	07/04/72	SURRY 1
1.08	07/03/84	SUSQUEHANNA 2
12.74	11/02/72	TURKEY POINT 3
1.18	05/27/84	WASHINGTON NUCLEAR 2
24.72	11/10/60	YANKEE-ROWE 1

YEARS	1ST ELEC GENERATE	UNIT
9.13	06/14/76	BEAVER VALLEY 1
10.93	08/28/74	BROWNS FERRY 2
10.26	04/29/75	BRUNSWICK 2
10.58	01/03/75	CALVERT CLIFFS 1
10.47	02/10/75	COOK 1
8.50	01/30/77	CRYSTAL RIVER 3
15.30	04/13/70	DRESDEN 2
7.95	08/18/77	FARLEY 1
11.93	08/25/73	FORT CALHOUN 1
.78	10/20/84	GRAND GULF 1
6.86	09/22/78	HATCH 2
11.32	04/08/74	KEWAUNEE
1.28	04/20/84	LASALLE 2
4.09	06/30/81	MCGUIRE 1
9.73	11/09/75	MILLSTONE 2
7.29	04/17/78	NORTH ANNA 1
11.66	12/05/73	OCONEE 2
13.59	12/31/71	PALISADES
10.92	09/01/74	PEACH BOTTOM 3
13.00	08/02/72	POINT BEACH 2
13.30	04/12/72	QUAD CITIES 1
14.85	09/26/70	ROBINSON 2
18.05	07/16/67	SAN ONOFRE 1
5.03	07/22/80	SEQUOYAH 1
2.14	06/13/83	ST LUCIE 2
12.39	03/10/73	SURRY 2
11.12	06/19/74	THREE MILE ISLAND 1
12.11	06/21/73	TURKEY POINT 4
.37	03/18/85	WATERFORD 3
12.09	06/28/73	ZION 1

YEARS	1ST ELEC GENERATE	SHUTDOWN DATE	UNIT

* PERMANENTLY *	3.80	08/14/64	06/01/68 BONUS
* OR *	18.54	04/15/60	10/31/78 DRESDEN 1
* INDEFINITELY*	6.32	08/05/66	11/29/72 FERMI 1
* SHUTDOWN *	13.21	04/18/63	07/02/76 HUMBOLDT BAY
* UNITS *	1.19	07/25/66	10/01/67 PATHFINDER

	2.16	11/04/63	01/01/66 PIQUA

YEARS	1ST ELEC GENERATE	SHUTDOWN DATE	UNIT
3.04	12/18/63	01/01/67	CVTR
4.44	08/24/63	02/01/68	ELK RIVER
1.26	05/29/63	09/01/64	HALLAM
12.12	09/16/62	10/31/74	INDIAN POINT 1
7.76	01/27/67	11/01/74	PEACH BOTTOM 1
.93	04/21/78	03/28/79	THREE MILE ISLAND 2

 * RESEARCH *
 * REACTORS *

NON-POWER REACTORS IN THE U. S.

STATE	CITY	LICENSEE	REACTOR TYPE	DOCKET	LICENSE NUMBER	DATE OF ISSUED	AUTHORIZED POWER LEVEL (KW)
ALABAMA	TUSKEGEE	TUSKEGEE INSTITUTE	AGN-201 #102	50-406	R-122	08-30-74	0.0001
ARIZONA	TUCSON	UNIVERSITY OF ARIZONA	TRIGA MARK I	50-113	R-52	12-05-58	100.0
CALIFORNIA	BERKELEY	UNIVERSITY OF CALIFORNIA, BERKELEY COLLEGE	TRIGA MK. III	50-224	R-101	08-10-66	1000.0
	CANOGA PARK	ROCKWELL INTERNATIONAL CORP.	L-85	50-375	R-188	01-05-72	0.003
	HAWTHORNE	NORTHROP CORP. LABORATORIES	TRIGA MARK F	50-187	R-90	03-04-63	1000.0
	IRVINE	UNIVERSITY OF CALIFORNIA, IRVINE	TRIGA MARK I	50-326	R-116	11-24-69	250.0
	LOS ANGELES	UNIVERSITY OF CALIFORNIA, L.A.	ARGONAUT	50-142	R-71	10-03-60	100.0
	SAN DIEGO	GENERAL ATOMIC COMPANY	TRIGA MARK F	50-163	R-67	07-01-60	1500.0
	SAN DIEGO	GENERAL ATOMIC COMPANY	TRIGA MARK I	50-089	R-38	05-03-58	250.0
	SAN JOSE	GENERAL ELECTRIC COMPANY	NTR	50-073	R-33	10-31-57	100.0
	SAN LUIS OBISPO	CALIFORNIA STATE POLYTECHNIC COLLEGE	AGN-201 #100	50-394	R-121	05-16-73	0.0001
	SAN RAMON	AEROTEST OPERATIONS, INC.	TRIGA (INDUS)	50-228	R-98	07-02-65	250.0
	SANTA BARBARA	UNIVERSITY OF CALIFORNIA, SANTA BARBARA	L-77	50-433	R-124	12-03-74	0.01
COLORADO	DENVER	U.S. GEOLOGICAL SURVEY DEPARTMENT	TRIGA MARK I	50-274	R-113	02-24-69	1000.0
DELAWARE	NEWARK	UNIVERSITY OF DELAWARE	AGN-201 #113	50-098	R-43	07-03-58	0.0001
DIST OF COLUMBIA	WASHINGTON	THE CATHOLIC UNIVERSITY OF AMERICA	AGN-201 #101	50-077	R-31	11-15-67	0.0001
FLORIDA	GAINESVILLE	UNIVERSITY OF FLORIDA	ARGONAUT	50-083	R-56	05-21-59	100.0
GEORGIA	ATLANTA	GEORGIA INSTITUTE OF TECHNOLOGY	AGN-201 #104	50-276	R-111	04-19-68	0.0001
	ATLANTA	GEORGIA INSTITUTE OF TECHNOLOGY	HEAVY WATER	50-160	R-97	12-29-64	5000.0
IDAHO	POCATELLO	IDAHO STATE UNIVERSITY	AGN-201 #103	50-284	R-110	10-11-67	0.0001
ILLINOIS	URBANA	UNIVERSITY OF ILLINOIS	LOPRA	50-356	R-117	12-27-71	10.0
	URBANA	UNIVERSITY OF ILLINOIS	TRIGA	50-151	R-115	07-22-69	1500.0
	ZION	WESTINGHOUSE ELECTRIC CORP.	NTR	50-087	R-119	01-28-72	10.0
INDIANA	LAFAYETTE	PURDUE UNIVERSITY	LOCKHEED	50-182	R-87	08-16-62	10.0
IOWA	AMES	IOWA STATE UNIVERSITY	UTR-10	50-116	R-59	10-16-59	10.0
KANSAS	LAWRENCE	UNIVERSITY OF KANSAS	LOCKHEED	50-148	R-78	06-23-61	250.0
	MANHATTAN	KANSAS STATE UNIVERSITY	TRIGA	50-188	R-88	10-16-62	250.0
MARYLAND	BETHESDA	ARMED FORCES RADIOBIOLOGY RESEARCH INSTITUTE	TRIGA	50-170	R-84	06-26-62	1000.0
	COLLEGE PARK	UNIVERSITY OF MARYLAND	TRIGA	50-166	R-70	10-14-60	250.0

 * RESEARCH *
 * REACTORS *

NON-POWER REACTORS IN THE U. S.

STATE	CITY	LICENSEE	REACTOR TYPE	DOCKET	LICENSE NUMBER	DATE DL ISSUED	AUTHORIZED POWER LEVEL (KW)
MASSACHUSETTS	CAMBRIDGE LOWELL WORCESTER	MASSACHUSETTS INSTITUTE OF TECHNOLOGY UNIVERSITY OF LOWELL WORCESTER POLYTECHNIC INSTITUTE	HWR REFLECTED	50-020	R-37	06-09-58	5000.0
			GE	50-223	R-125	12-24-74	1000.0
			GE	50-134	R-61	12-16-59	10.0
MICHIGAN	ANN ARBOR EAST LANSING MIDLAND	UNIVERSITY OF MICHIGAN MICHIGAN STATE UNIVERSITY DOW CHEMICAL COMPANY	POOL	50-002	R-28	09-13-57	2000.0
			TRIGA MARK I	50-294	R-114	03-21-69	250.0
			TRIGA	50-264	R-108	07-03-67	100.0
MISSOURI	COLUMBIA ROLLA	UNIVERSITY OF MISSOURI, COLUMBIA UNIVERSITY OF MISSOURI	TANK	50-186	R-103	10-11-66	10000.0
			POOL	50-123	R-79	11-21-61	200.0
NEBRASKA	OMAHA	THE VETERANS ADMINISTRATION HOSPITAL	TRIGA	50-131	R-57	06-26-59	18.0
NEW MEXICO	ALBUQUERQUE	UNIVERSITY OF NEW MEXICO	AGN-201M #112	50-252	R-102	09-17-66	0.005
NEW YORK	BRONX BUFFALO ITHACA ITHACA NEW YORK TUXEDO	MANHATTAN COLLEGE - PHYSICS DEPT. STATE UNIVERSITY OF NEW YORK CORNELL UNIVERSITY CORNELL UNIVERSITY COLUMBIA UNIVERSITY IN THE CITY OF NEW YORK UNION CARBIDE CORP	TANK	50-199	R-94	03-24-64	0.0001
			PULSTAR	50-057	R-77	03-24-61	2000.0
			TRIGA MARK II	50-157	R-80	01-11-62	500.0
			ZPR	50-097	R-89	12-11-62	0.1
			TRIGA MARK II	50-208	R-128	04-14-77	250.0
			POOL	50-054	R-81	09-07-61	5000.0
NORTH CAROLINA	RALEIGH	NORTH CAROLINA STATE UNIVERSITY AT RALEIGH	PULSTAR	50-297	R-120	08-25-72	1000.0
OHIO	COLUMBUS	OHIO STATE UNIVERSITY	POOL	50-150	R-75	02-24-61	10.0
OKLAHOMA	NORMAN	THE UNIVERSITY OF OKLAHOMA	AGN-211 #102	50-112	R-53	12-29-58	0.100
OREGON	CORVALLIS PORTLAND	OREGON STATE UNIVERSITY REED COLLEGE	TRIGA MARK II	50-243	R-106	03-07-67	1000.0
			TRIGA MARK I	50-288	R-112	07-02-68	250.0
PENNSYLVANIA	UNIVERSITY PARK	PENNSYLVANIA STATE UNIVERSITY	TRIGA MK. III	50-005	R-2	07-08-55	1000.0
RHODE ISLAND	NARRAGANSETT	RHODE ISLAND NUCLEAR SCIENCE CENTER	GE POOL	50-193	R-95	07-21-64	2000.0
TENNESSEE	MEMPHIS	MEMPHIS STATE UNIVERSITY	AGN-201 #108	50-538	R-127	12-10-76	0.0001
TEXAS	AUSTIN COLLEGE STATION COLLEGE STATION	UNIVERSITY OF TEXAS TEXAS A&M UNIVERSITY TEXAS A&M UNIVERSITY	TRIGA MARK I	50-192	R-92	08-02-63	250.0
			AGN-201M #106	50-059	R-23	08-26-57	0.005
			TRIGA	50-128	R-83	12-07-61	1000.0
UTAH	PROVO	BRIGHAM YOUNG UNIVERSITY	L-77	50-262	R-109	09-07-67	0.01

 * RESEARCH *
 * REACTORS *

NON-POWER REACTORS IN THE U. S.

STATE	CITY	LICENSEE	REACTOR TYPE	DOCKET	LICENSE NUMBER	DATE OF ISSUED	AUTHORIZED POWER LEVEL (KW)
UTAH	SALT LAKE CITY	THE UNIVERSITY OF UTAH	TRIGA MARK I	50-407	R-126	09-30-75	100.0
	SALT LAKE CITY	UNIVERSITY OF UTAH	AGH-201M #107	50-072	R-25	09-12-57	0.005
VIRGINIA	BLACKSBURG	VIRGINIA POLYTECHNIC INSTITUTE	UTR-10	50-124	R-62	12-18-59	100.0
	CHARLOTTESVILLE	UNIVERSITY OF VIRGINIA	CAVALIER	50-396	R-123	09-24-74	0.1
	CHARLOTTESVILLE	UNIVERSITY OF VIRGINIA	POOL	50-062	R-66	06-27-60	2000.0
	LYNCHBURG	BABCOCK & WILCOX COMPANY	LPR	50-099	R-47	09-05-58	1000.0
WASHINGTON	PULLMAN	WASHINGTON STATE UNIVERSITY	TRIGA	50-027	R-76	03-06-61	1000.0
	SEATTLE	UNIVERSITY OF WASHINGTON	ARGONAUT	50-139	R-73	03-31-61	100.0
WISCONSIN	MADISON	UNIVERSITY OF WISCONSIN	TRIGA	50-156	R-74	11-23-60	1000.0
***** * EXPERIMENTAL AND TEST REACTORS * *****							
CALIFORNIA	SAN JOSE	GENERAL ELECTRIC COMPANY	GETR	50-070	TR-1	01-07-59	50,000.0
DIST OF COLUMBIA	WASHINGTON	NATIONAL BUREAU OF STANDARDS	TEST	50-184	TR-5	06-30-70	10,000.0
***** * CRITICAL EXPERIMENT FACILITIES * *****							
NEW YORK	TROY	RENSSELAER POLYTECHNIC INSTITUTE		50-225	CX-22	07-03-64	0.0
VIRGINIA	LYNCHBURG	BABCOCK & WILCOX COMPANY		50-013	CX-10	10-22-58	0.0
WASHINGTON	RICHLAND	BATTELLE MEMORIAL INSTITUTE		50-360	CX-26	11-29-71	0.0

BIBLIOGRAPHIC DATA SHEET

NUREG-0020 Volume 9 Number 8

2. Leave blank

3. TITLE AND SUBTITLE

Licensed Operating Reactors
Status Summary Report

4. RECIPIENT'S ACCESSION NUMBER

5. DATE REPORT COMPLETED

MONTH YEAR
SEPTEMBER 1985

6. AUTHOR(S)

P. A. Ross, M. R. Beebe

7. DATE REPORT ISSUED

MONTH YEAR
SEPTEMBER 1985

8. PERFORMING ORGANIZATION NAME AND MAILING ADDRESS (Include Zip Code)

Division of Budget and Analysis
Office of Resource Management
U. S. Nuclear Regulatory Commission
Washington, DC 20555

9. PROJECT/TASK/WORK UNIT NUMBER

10. FIN NUMBER

11. SPONSORING ORGANIZATION NAME AND MAILING ADDRESS (Include Zip Code)

Division of Budget and Analysis
Office of Resource Management
U. S. Nuclear Regulatory Commission
Washington, DC 20555

12a. TYPE OF REPORT

12b. PERIOD COVERED (Inclusive dates)

AUGUST 1985

13. SUPPLEMENTARY NOTES

Status Summary Report

14. ABSTRACT (200 words or less)

The OPERATING UNITS STATUS REPORT - LICENSED OPERATING REACTORS provides data on the operation of nuclear units as timely and accurately as possible. This information is collected by the Office of Resource Management from the Headquarters staff of NRC's Office of Inspection and Enforcement, from NRC's Regional Offices, and from utilities. The three sections of the report are: monthly highlights and statistics for commercial operating units, and errata from previously reported data; a compilation of detailed information on each unit, provided by NRC's Regional Offices, IE Headquarters and the utilities; and an appendix for miscellaneous information such as spent fuel storage capability, reactor-years of experience and non-power reactors in the U.S. It is hoped the report is helpful to all agencies and individuals interested in maintaining an awareness of the U.S. energy situation as a whole.

15a. KEY WORDS AND DOCUMENT ANALYSIS

15b. DESCRIPTORS

16. AVAILABILITY STATEMENT

Unlimited

17. SECURITY CLASSIFICATION

(This report)
Unclassified

18. NUMBER OF PAGES

19. SECURITY CLASSIFICATION

(From paper)
Unclassified

20. PRICE

\$

DISTRIBUTION LIST - NRC

INTERNAL DISTRIBUTION

Office of the Commissioners	5
Atomic Safety and Licensing Appeal Panel	3
Advisory Committee on Reactor Safeguards	6
Office of Inspector and Auditor	1
Office of Policy Evaluation	1
Office of the General Counsel	1
Office of Public Affairs	21
Office of Congressional Affairs	3
Office of the Executive Director for Operations	7
Office of Administration	2
Office of the Executive Legal Director	2
Office of Analysis and Evaluation of Operational Data	2
Office of International Programs	3
Office of State Programs	1
Office of Resource Management	19
Office of Nuclear Material Safety and Safeguards	2
- Division of Fuel Cycle and Material Safety	3
- Division of Safeguards	2
Office of Nuclear Reactor Regulation	138
- Division of Engineering	
- Division of Safety Technology	
- Division of Licensing	
- Division of Systems Integration	
- Division of Human Factors Safety	
Office of Nuclear Regulatory Research	4
Office of Inspection and Enforcement	7
- Region I	11
- Region II	10
- Region III	10
- Region IV	10
- Region V	7
	281

EXTERNAL DISTRIBUTION

SPECIAL REQUESTS

Air Force	1
Congress	10
Department of Energy	32
Government Accounting Office	1
Environmental Protection Agency	1
Electric Power Research Institute	1
Argonne National Laboratory	3
Bureau of Mines	1
Department of Agriculture	1
Department of the Commerce	1
Department of the Interior	1
	<hr/> 53

OTHER

GPO Depository	440
GPO Stores	75
National Technical Information Service	25
Subscriptions (NTIS)	250
Colleges and Libraries (including Public Document Rooms)	128
Utilities and Other Requests	227
	<hr/> 1145

UNITED STATES
NUCLEAR REGULATORY COMMISSION
WASHINGTON, D.C. 20555

OFFICIAL BUSINESS
PENALTY FOR PRIVATE USE, \$300

FIRST CLASS MAIL
POSTAGE & FEES PAID
USNRC
WASH D C
PERMIT No. 662