



UNITED STATES
NUCLEAR REGULATORY COMMISSION
WASHINGTON, D. C. 20555

FEB 6 1979

MEMORANDUM FOR: R. T. Carlson, Chief, Reactor Construction & Engineering
Support Branch, RI

FROM: G. W. Reinmuth, Assistant Director, Division of Reactor
Construction Inspection, IE

SUBJECT: CLASSIFICATION OF SPENT FUEL POOL LINER PLATES
(AITS F12193H1) (AITS F30382H1)

We have been orally informed by the Division of Project Management, NRR that fuel pool liners are not required to be designed and erected to Seismic Category I requirements. The basis for this position is that the primary function of the pool liner is to provide a leak tight barrier and a surface suitable for decontamination, rather than to serve as a critical safety structure. Furthermore the probability of large leaks occurring and being undetected over a period of time such that a potential hazard might be incurred is acceptably low.

We wish to emphasize however, that this decision does not effect the classification of the fuel pool storage structure, storage racks, supports and piping, all of which are required to be designed and erected to Seismic Category I requirements.

If you have further questions on this subject please contact W. Laudan (27551).

G. W. Reinmuth

G. W. Reinmuth
Assistant Director
Division of Reactor
Construction Inspection
Office of Inspection and Enforcement

CONTACT: W. Laudan, IE
49-27551

Reg Guide: 1.1.3

NUG Reg, 0800

Rev. 9.1.1.2 9.1.1.5

8412280/66
XA

4pp.

A17



UNITED STATES
NUCLEAR REGULATORY COMMISSION
WASHINGTON, D. C. 20555

FEB 6 1979

MEMORANDUM FOR: R. T. Carlson, Chief, Reactor Construction & Engineering
Support Branch, RI

FROM: G. W. Reinmuth, Assistant Director, Division of Reactor
Construction Inspection, IE

SUBJECT: CLASSIFICATION OF SPENT FUEL POOL LINER PLATES
(AITS-F12193H1) (AITS F30382H1)

We have been orally informed by the Division of Project Management, NRR that fuel pool liners are not required to be designed and erected to Seismic Category I requirements. The basis for this position is that the primary function of the pool liner is to provide a leak tight barrier and a surface suitable for decontamination, rather than to serve as a critical safety structure. Furthermore the probability of large leaks occurring and being undetected over a period of time such that a potential hazard might be incurred is acceptably low.

We wish to emphasize however, that this decision does not effect the classification of the fuel pool storage structure, storage racks, supports and piping, all of which are required to be designed and erected to Seismic Category I requirements.

If you have further questions on this subject please contact W. Laudan (27551).

G. W. Reinmuth

G. W. Reinmuth
Assistant Director
Division of Reactor
Construction Inspection
Office of Inspection and Enforcement

CONTACT: W. Laudan, IE
49-27551

*Spent fuel storage facility
Design Basis
Reg Guide: 1.1.3*

NUC Reg. 0800

9.1.1.5



UNITED STATES
NUCLEAR REGULATORY COMMISSION
WASHINGTON, D. C. 20555

FEB 6 1979

MEMORANDUM FOR: R. T. Carlson, Chief, Reactor Construction & Engineering
Support Branch, RI

FROM: G. W. Reinmuth, Assistant Director, Division of Reactor
Construction Inspection, IE

SUBJECT: CLASSIFICATION OF SPENT FUEL POOL LINER PLATES
(AITS F12193H1) (AITS F30382H1)

We have been orally informed by the Division of Project Management, NRR that fuel pool liners are not required to be designed and erected to Seismic Category I requirements. The basis for this position is that the primary function of the pool liner is to provide a leak tight barrier and a surface suitable for decontamination, rather than to serve as a critical safety structure. Furthermore the probability of large leaks occurring and being undetected over a period of time such that a potential hazard might be incurred is acceptably low.

We wish to emphasize however, that this decision does not effect the classification of the fuel pool storage structure, storage racks, supports and piping, all of which are required to be designed and erected to Seismic Category I requirements.

If you have further questions on this subject please contact W. Laudan (27551).

G. W. Reinmuth

G. W. Reinmuth
Assistant Director
Division of Reactor
Construction Inspection
Office of Inspection and Enforcement

*Spent fuel storage facility
Design Basis*

Reg Guide: 1.1.3

CONTACT: W. Laudan, IE
49-27551

NUREG. 0800

9.1.1.5

PILLINGHAM ALLEGATIONS

FROSTMAN
LOTTOR
2 AUG. 82

1. SWIPE TESTS
2. SIDINGS.
3. ~~SHOTS~~ PAINT
4. NON-QUALIFIED WELDERS (UNCERTIFIED)
5. STEAM GENERATOR - LAGGING SUPPORTS.
6. FALSE DOCUMENTATION - TRAVELERS
7. WELD REPAIR ON DIESEL GENERATOR ~~SHEDS~~.
8. REBAR CUTTING - MAIN STEAM SUPPORT (Jim STARKOY)

K.W.
STARK
TOLLO.
JAN. 7 1983

9. REJECT AGGREGATES E3-47 report
10. POOL LAMP DRILLING. (88-03)
11. DRILLING THRU REBAR (~~REBAR~~)

MAX 31/83
AFFIDAVIT
83-03
1/5

12. HANGER BOLTS - NUT TORQUING TESTIMONY ~~CHART~~ 24
13. PIPE STATION CLEARANCES / GRINDING & BEATING TO FIT.
14. IMPROPER DESIGN OF PIPE SUPPORTS (~~REBAR~~)
15. SENSOR IN MAIN DAM BROKEN BY BULLDOZER.
16. HARD / DRY CONCRETE USED (SUPERVISOR DIRECTED)
17. ~~MOISTURE~~ ^{SCALE} SENSOR WIRES MOVED (BATCH PLANT)

JUNE 27, 83
AFFIDAVIT

18. FUEL POOL SPRAY PIPING
19. ECW SURGE TANK / BOLTS & TORQUE
20. LINER BACKING STRIP - GAP WELDING.
- * 20. SHORT BOLT - STEAM GENERATOR LATERAL RESTRAINT.
- * 21. SIGN-OFF / MAINTENANCE CARDS - MOTOR SHAFT.
22. WELDING WITH VALVE CLOSED.

(2)

23

~~24~~

NOTARIZED STATEMENT - CORE BORING (POWDORY)

~~25~~

26

~~27~~

28

~~29~~

30

31

32

33

34

35

36

37

38

39

40

41

42

43

44

45

46

47

48

49

50

51

52

53

54

55

56

57

58

59

60

61

62

BUTT WELD IN FUEL TRANSFER TUBO

VOID IN CONCRETE BEHIND LINER.

CONDENSER TUBO SHOOT CRACKED/OVER-ROLLING

CROW BAR IN EXTR. (EX-CORE) TUBO.

WELDING ROBAR TO BRACE EMBED - POOL

~~HANGER Support DILEMMA DESTROYED WORKING~~

INVESTIGATOR
INTERVIEWED
AUG. 24, 1953


SEB-14

TEXAS UTILITIES SERVICES, INC.
COMANCHE PEAK STEAM ELECTRIC STATION
FIELD INTERPRETATION/CLARIFICATION REQUEST

APPLICABLE SPEC ~~COMMANC/CLARIFICATION~~ 2323-SS-18

VISION: 2 ISSUED DATE 10-24-75
No SAFETY RELATED

STATEMENT OF PROBLEM OR QUESTION: (Attach reference, inquiry, if available)
Contractor requests engineering clarification regarding the "Q"
or "Non-Q" status of the concrete protective coatings noted in
section 3.5 of subject specification. (Ref. BRQ-0270, copy
attached.)


Requested by: B&R 11-18-76 Prepared by  Date 12-3-76
Organization Date

ENGINEERING REPLY: (Attach confirming letters, etc.)
See attached telephone conversation record.

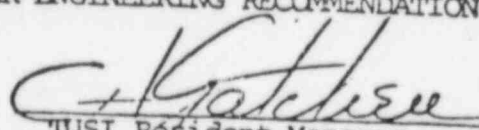
BROWN & ROOT, INC
RECEIVED
MAY 17 1979
FILES NOTED
QUALITY ASSURANCE

JOB NO. 35-1195
RECEIVE
DEC 06 1976
RECEIVE

RECOMMEND THAT CONTRACTOR (IS) ~~XXXXXX~~ AUTHORIZED TO PROCEED as noted.

 TITLE Resident Engr. DATE 12-3-76
(Design Engineer Representative)

REQUEST ☒ APPROVED AS PER ENGINEERING RECOMMENDATION
☐ NOT APPROVED

 DATE 12/3/76
TUSI Resident Manager

Distribution: TUSI (Dallas) (6) B&R (Houston) (1) G&H (NY) (4)
TUSI (Field) (2) B&R (Field) (2)