



JEFFERSON AUDIO VIDEO SYSTEMS, INC.

13020 Middletown Industrial Blvd. • Louisville, KY 40223 • Office 502•244•8788 Fax 502•244•3311

July 12, 1996

U. S. Nuclear Regulatory Commission

Bid Responses:

A.1.1 Background;

Jefferson Audio Video Systems, Inc. (JAVS) is the nations leader of courtroom video recording for the record. JAVS has pioneered this area of automatic court documentation. In the state of Kentucky, JAVS has been doing recording for ten years now. In 23 states across the nation there are 350 systems in use.

A.1.2 Scope of work;

All materials and equipment as outlined in this bid from JAVS will be provided by JAVS. Any variances from what is actually bid will be because of later technology and or equipment availability. Material an labor for the wall remodeling around the 40" monitor may be contracted with someone more local to the N.R.C.

A.1.3. Compliance to requests for the Atomic Safety & Licensing Board Panel

9610020187 960923
PDR FOIA
DOLMAN96-340 PDR

Information
in accordance with the Freedom of Information
Act, exemptions NON-Proprietary
JIA- 96-340

B11



JEFFERSON AUDIO VIDEO SYSTEMS, INC.

13020 Middletown Industrial Blvd. • Louisville, KY 40223 • Office 502•244•8788 Fax 502•244•3311

July 12, 1996

U. S. Nuclear Regulatory Commission

Bid Responses:

A.1.1 Background;

Jefferson Audio Video Systems, Inc. (JAVS) is the nations leader of courtroom video recording for the record. JAVS has pioneered this area of automatic court documentation. In the state of Kentucky, JAVS has been doing recording for ten years now. In 23 states across the nation there are 350 systems in use.

A.1.2 Scope of work;

All materials and equipment as outlined in this bid from JAVS will be provided by JAVS. Any variances from what is actually bid will be because of later technology and or equipment availability. Material an labor for the wall remodeling around the 40" monitor may be contracted with someone more local to the N.R.C.


A.1.3. Compliance to requests for the Atomic Safety & Licensing Board Panel

9610020187 960923
PDR FOIA
DOLMAN96-340 PDR

Informa
in accordance with the Freedom of Information
act, exemptions Non-Proprietary
JIA- 96-340

B11

Page 2



SOLICITATION/CONTRACT/ORDER FOR COMMERCIAL ITEMS				1. REQUISITION NUMBER ASLBP-95-303		PAGE OF PAGES 1 21	
OFFEROR TO COMPLETE BLOCKS 12, 17, 23, 24, & 30				5. SOLICITATION NUMBER RQ-ASLBP-95-303-MOD 2		6. MOD. 2 ISSUE DATE: 06/28/96	
2. CONTRACT NUMBER		3. AWARD/EFF. DATE		4. ORDER NUMBER		8. OFFER DUE DATE/LOCAL TIME 07/15/96 2:30 pm	
7. FOR SOLICITATION INFORMATION CALL		a. NAME Susan Hopkins, Contract Specialist		b. TELEPHONE NUMBER (No Collect Calls) (301) 415-6514			
9. ISSUED BY U.S. Nuclear Regulatory Commission Div. of Contracts Two White Flint North - MS T-712 Washington, D.C. 20555		10. THIS ACQUISITION IS <input type="checkbox"/> UNRESTRICTED <input checked="" type="checkbox"/> SET ASIDE: 100 X FOR <input checked="" type="checkbox"/> SMALL BUSINESSES <input type="checkbox"/> SMALL DISADV. BUSINESSES <input type="checkbox"/> 8(A) SIC: 7812 FSC: SIZE STANDARD: \$21.5 million		11. DELIVERY FOR FOB DESTINATION UNLESS BLOCK IS MARKED <input type="checkbox"/> SEE SCHEDULE		12. DISCOUNT TERMS Net 30 Days	
15. DELIVER TO ALL OFFERORS		CODE		16. ADMINISTERED BY U.S. Nuclear Regulatory Commission Div. of Contracts Two White Flint North - MS T712 Washington, D.C. 20555		CODE	
17a. CONTRACTOR/OFFEROR Jefferson Audio Video Systems, Inc. 13020 Middletown Industrial Blvd. Louisville, Ky. 40223 TELEPHONE NO. 502/244-8788, Fax. 502/244-3311		CODE FACILITY CODE		18a. PAYMENT WILL BE MADE BY U.S. Nuclear Regulatory Commission Division of Accounting and Finance Office of Controller - T9E2 Washington, D.C. 20555		CODE	
17b. CHECK IF REMITTANCE IS DIFFERENT AND PUT SUCH ADDRESS IN OFFER				18b. SUBMIT INVOICE TO ADDRESS SHOWN IN BLOCK 18a UNLESS BLOCK BELOW IS CHECKED <input type="checkbox"/> SEE ADDENDUM			
19. ITEM NO.	20. SCHEDULE OF SUPPLIES/SERVICES			21. QUANTITY	22. UNIT	23. UNIT PRICE	24. AMOUNT
0	THIS IS MODIFICATION 02 TO THE RFQ REFERENCED ABOVE. THE DATE FOR SUBMISSION OF OFFERS IS HEREBY EXTENDED TO JULY 15, 1996. THE TIME OF 2:30 PM FOR RECEIPT OF OFFERS REMAINS UNCHANGED.						
0	SUBJECT RFQ IS HEREBY MODIFIED						
(Attach Additional Sheets as Necessary)							
25. ACCOUNTING AND APPROPRIATION DATA						26. TOTAL AWARD AMOUNT (For Govt Use Only)	
27a. SOLICITATION INCORPORATES BY REFERENCE FAR 52.212-1, 52.212-4, 52.212-3 AND 52.212-5 ARE ATTACHED.						ADDENDA <input checked="" type="checkbox"/> ARE <input type="checkbox"/> ARE NOT ATTACHED.	
27b. CONTRACT/PURCHASE ORDER INCORPORATES BY REFERENCE FAR 52.212-4, 52.212-5 IS ATTACHED.						ADDENDA <input type="checkbox"/> ARE <input type="checkbox"/> ARE NOT ATTACHED.	
28. CONTRACTOR IS REQUIRED TO SIGN THIS DOCUMENT AND RETURN COPIES TO ISSUING OFFICE. CONTRACTOR AGREES TO FURNISH AND DELIVER ALL ITEMS SET FORTH OR OTHERWISE IDENTIFIED ABOVE AND ON ANY ADDITIONAL SHEETS SUBJECT TO THE TERMS AND CONDITIONS SPECIFIED HEREIN.				29. AWARD OF CONTRACT: REFERENCE OFFER DATED _____ YOUR OFFER ON SOLICITATION (BLOCK 5) INCLUDING ANY ADDITIONS OR CHANGES WHICH ARE SET FORTH HEREIN IS ACCEPTED AS TO ITEMS: _____			
30a. SIGNATURE OF OFFEROR/CONTRACTOR				31a. UNITED STATES OF AMERICA (SIGNATURE OF CONTRACTING OFFICER)			
30b. NAME AND TITLE OF SIGNER (TYPE OR PRINT) Larry Davis, General Manager				31b. NAME OF CONTRACTING OFFICER (TYPE OR PRINT)			
30c. DATE SIGNED 7/12/96				31c. DATE SIGNED			
32a. QUANTITY IN COLUMN 21 HAS BEEN <input checked="" type="checkbox"/> RECEIVED <input type="checkbox"/> INSPECTED ACCEPTED AND CONFORMS TO THE CONTRACT, ACCEPT AS NOTED				33. SHIP NUMBER <input type="checkbox"/> PARTIAL <input type="checkbox"/> FINAL		34. VOUCHER NUMBER	
32b. SIGNATURE OF AUTHORIZED GOVT. REPRESENTATIVE				36. PAYMENT <input type="checkbox"/> COMPLETE <input type="checkbox"/> PARTIAL <input type="checkbox"/> FINAL		35. AMOUNT VERIFIED CORRECT FOR	
32c. DATE				38. S/R ACCOUNT NUMBER		37. CHECK NUMBER	
41a. I CERTIFY THIS ACCOUNT IS CORRECT AND PROPER FOR PAYMENT				39. S/R VOUCHER NUMBER		40. PAID BY	
41b. SIGNATURE AND TITLE OF CERTIFYING OFFICER				42a. RECEIVED BY (Print)			
41c. DATE				42b. RECEIVED AT (Location)			
				42c. DATE REC'D (YY/MM/DD)		42d. TOTAL CONTAINERS	

ORDER FOR SUPPLIES AND SERVICES SCHEDULE - CONTINUATION						PAGE NO. 2
IMPORTANT: Mark all packages and papers with contract and/or order numbers.						
DATE OF ORDER		CONTRACT NO.			ORDER NO.	
ITEM NO. (19)	SUPPLIES OR SERVICES (20)	QUANTITY ORDERED (21)	UNIT (22)	UNIT PRICE (23)	AMOUNT (24)	QUANT ACCEP
	AS FOLLOWS: (1) DELETE THE SCHEDULE OF SUPPLIES/SERVICES (ITEMS 001-016) IN ITS ENTIRETY AND SUBSTITUTE THE FOLLOWING SCHEDULE OF SUPPLIES/SERVICES (ITEMS 001-019) THEREFOR;					
0	(2) DELETE ARTICLE A.1 STATEMENT OF WORK IN ITS ENTIRETY AND SUBSTITUTE THE FOLLOWING ARTICLE A.1 STATEMENT OF WORK THEREFOR;					
0	(3) MODIFY ARTICLE C.1 EXHIBITS TO DELETE EXHIBIT ITEMS 1 -5 IN THEIR ENTIRETY AND SUBSTITUTE THE FOLLOWING EXHIBIT ITEMS 1- THEREFOR;					
0	(4) MODIFY ARTICLE D.1 INSTRUCTIONS TO OFFERORS TO ADD SUBPARAGRAPH (e) MULTIPLE OFFERS AND RENUMBER EXISTING SUBPARAGRAPH "(c)" to "(f)"; AND					
0	(5) MODIFY ARTICLE D.3 EVALUATION--COMMERCIAL ITEMS TO CLARIFY THE EVALUATION CRITERIA ENTITLED "TECHNICAL CAPABILITY".					
0	MODIFICATION 02 FOLLOWS:					
0	1) Schedule of Supplies/Services is hereby deleted in its entirety and the following Schedule of Supplies/Services is substituted therefor. ALL OFFERORS ARE REQUIRED TO SUBMIT PRICES BASED UPON THIS MODIFIED SCHEDULE.					
0	Notice: This is a Commercial Item, Simplified Acquisition, Not to Exceed \$100,000.					
0	Equipment - in accordance with functional specifications in Article A.1.3, Offerors shall submit prices based upon this schedule.					
001	Color Camera with zoom lenses	7	EA			
002	Master Control Panel	2	EA			
003	Judges Mute Box	1	EA			
004	VCR-HiFi Stereo Tape Decks	5	EA			
PAGE TOTAL						

ORDER FOR SUPPLIES AND SERVICES SCHEDULE - CONTINUATION

PAGE NO.

3

IMPORTANT: Mark all packages and papers with contract and/or order numbers.

DATE OF ORDER

CONTRACT NO.

ORDER NO.

ITEM NO. (19)	SUPPLIES OR SERVICES (20)	QUANTITY ORDERED (21)	UNIT (22)	UNIT PRICE (23)	AMOUNT (24)	QUANTITY ACCEPT
004	VCR-HiFi Stereo Tape Decks	5	EA	Carry over from page 2		
005	Judges 9" monitor	1	EA			
006	40" or larger tube Color Monitor	1	EA			
006A	Labor for millwork modification	1	LOT			
006B	Materials for millwork modification	1	LOT			
007	Audio System	1	EA			
008	Line Leveler for Press Distribution	1	EA			
009	Compressor/Limiter for Press Distribution	1	EA			
010	Equipment Cabinet	1	EA			
011	Date/Time Generator/Switcher	1	EA			
012	Interface to Projector (ref. A.1.3.10)	1	EA			
013	Group Videoconferencing System (ref. A.1.3.11)	1	EA			
014	Courtroom Presentation System (ref. A.1.3.12)	1	EA			
015	Shipping and Storage (ref. A.1.4)	1	LOT			
016	Installation (ref. A.1.5)	1	LOT			
017	Warranty - Parts & Labor (ref. A.1.6)	1	YR			
018	On-site Instruction/Training (ref. A.1.7)	2	HR			
000	TOTAL FIRM FIXED PRICE					
019	Option - Extended Service Agreement. Note: Extended Service Agreement would be ordered via modification to this order.	3	YR			
0000	TOTAL FIRM FIXED PRICE AMOUNT INCLUDING OPTION ITEM 019				\$162,785.48	\$162,785.48
000	Submit invoice in duplicate to address listed in Block 18a of SF1449 only after system					

PAGE TOTAL

→

\$162,785.48

ORDER FOR SUPPLIES AND SERVICES SCHEDULE - CONTINUATION						PAGE NO. 4
IMPORTANT: Mark all packages and papers with contract and/or order numbers.						
DATE OF ORDER		CONTRACT NO.		ORDER NO.		
ITEM NO. (19)	SUPPLIES OR SERVICES (20)	QUANTITY ORDERED (21)	UNIT (22)	UNIT PRICE (23)	AMOUNT (24)	QUANTITY ACCEPTED
	acceptance by the NRC and contractor certification of the system (Ref. A.1.5.1 and A.1.6)					
PAGE TOTAL						-->

2). Article A.1 Statement of Work, is hereby deleted and the following Article A.1 is substituted therefor. All changes or additions to the original Statement of Work are marked in boldface print.

A.1 STATEMENT OF WORK

A.1.1 BACKGROUND

The Atomic Safety and Licensing Board Panel (ASLBP) conducts adjudicatory hearings pursuant to the Atomic Energy Act of 1954, as amended. These hearings address complex and voluminous issues involving health, safety, anti-trust and environmental, as well as enforcement and civil penalties. The hearings are often held in the Two White Flint North (TWPN) hearing room in Rockville, MD and has required the use of verbatim court reporting services to capture the official transcript record. The NRC's requirement is for the purchase, installation, and integration of a court-room voice activated video system for the TWPN hearing room, as described in the Scope of Work, to integrate with the existing overhead distribution system to: 1) to record the hearing on a video tape and reduce the per page cost of verbatim transcription services by 20% to 25%, therefore eliminating the need and expense of a court reporter; 2) make the record of the hearing immediately available at the close of the day for all parties; 3) provide a more complete and accurate record of the proceeding; 4) adhere to the American Disabilities Act (ADA) by providing visual assistance to the audience for portions of the courtroom not visible from the public gallery area in the rear of the courtroom.

A.1.2 SCOPE OF WORK

The Contractor shall provide all labor, supplies, materials, cables, and equipment, whether specifically mentioned in this document or not, to provide a complete and true voice activated court reporting system (no switching from paper shuffle) to be integrated with existing audio system to record the official record of the proceeding. Electrical contract work will be done by the NRC. Electrical conduit diagrams will be provided by the NRC as needed. The following is a description of the NRC's requirement for a voice activated video system which shall be completely automatic after the system is turned on, loaded and tested.

A.1.3 Atomic Safety & Licensing Board Panel (ASLBP) Hearing Room - Required equipment and functional requirements.

A.1.3.1 Item 1. Seven each Color Cameras with zoom lenses:

a. The system shall include 7 camera locations and are to be activated by the existing corresponding microphones as designated on the attached diagram. Camera 1 to cover the Judges bench, camera 2 to cover the witness box, camera 3 to cover the applicant/licensee attorney table, camera 4 to cover the NRC staff table, camera 5 to cover the intervenor table, 6 to cover the pull-down screen behind the applicant/licensee attorney table, and camera 7 to be located in the judges chambers (camera to face table and pull-down screen) equipped with a microphone for protected witnesses. The cameras shall be color (minimum 470 lines of resolution), blend with the courtroom decor and be housed in 12" domes mounted in the annulus of the court room (see attached exhibits). Note: The annulus have working space above. The lenses shall be able to be remotely zoomed at the master control panel and adjusted at the master control panel by the court as necessary. Zoom capability shall go from full face shot to full area shot.

A.1.3.2 Items 2 and 3. Two each Master Control Panels, One each Judges Mute Box:

a. Two control panels to provide complete system control located at the Judges bench and clerk of the court box that 1) controls the start and stopping function; 2) provides confidence lights for each of the recording VCRs when they are in the record mode; 3) a real-time search, tape-time search and index search function; 4) provide a tape time, a review, mark and return function and a default record function; 5) provide built-in instruction manual for ease of operation. 6) out-off/"mute" ability for the judges bench with audio positive disconnects equipped with lighted status indication of engaged or disengaged operation; 7) provide time-date and record time generators indicators at both master controls; 8) provide bench conference mode; 9) provide hearing ADA assistance system with three receivers which shall be able to be turned off at the control panel; 10) provide camera lock on controls; 11) provide review of testimony control function; and 12) provide bench conference mode of operation controls.

b. Video display of the system and computer display via RGB interface to be connected to the existing two 27" monitors located on the ceiling brackets at the rear audience area of the court room.

A.1.3.3 Item 4 Five each VCR-HiFi Stereo Tape Decks:

a. Provide five (5) VCR tape playback units in a custom rack mount under lock and key. This unit will be housed in the audio visual room located off the court room. The VCRs will be on a slide mount for easy access for maintenance and adjustment. The mount shall have adequate fan ventilation.

b. The system will have several backup systems as well as a default record mode for each VCR. The first will be the continuous supervision of all mikes and VCRs by the system and provide notification incase of failure and identify the failure. The second backup will be different audio outputs for each of the primary record VCRs and the system house feed. The third is the configuration of the VCRs such that even if the video signal is missing or the video heads are dysfunctional, the unit will record an audio signal. The fourth is a linear audio track that will record constantly with internal automatic gain circuit control on each mike input.

A.1.3.4 Item 5. One each Judges 9" monitor:

a. Judges bench 9" monitor for video display and computer system display (via RGB interface) to be located on the judges bench towards the back center of the table.

b. Provide an audio and video/data jack in the dome area on the outside of the steno box and in the judges chambers.

A.1.3.5 Item 6. 40" or larger tube color monitor:

a. Provide 40" or larger color tube monitor connected to the system to be mounted in the wood paneled wall behind the witness box. Monitor shall provide video and data (via RGB interface) viewing. Millwork to the front and back of the monitor may be necessary. Behind the wood paneled wall is a lounge area in the library which is accessible for use in installing the monitor.

A.1.3.6 Item 7. Audio System

The resultant system shall integrate with NRC's existing Altec Lansing/Shure amplifier/mixer (see Exhibits). The NRC's microphones have 5 to 52 VDC Phantom (dimplex) voltage, and .33 MA current drain. The resultant system shall utilize the existing 18 microphone inputs and shall be used in conjunction with an automatic mixer which shall turn off/gate/prioritized microphones when not in use. A filibuster control (Judge's Override) shall be present to override the automatic controls.

A.1.3.7 Items 8 and 9. One each Line Leveler; One each compressor/limiter for Press Distribution:

Press Distribution - The output of the system and program material shall be fed into signal processing devices (line leveler, compressor/limiter) and distributed through Distribution Amplifier (DAs) to a Press Distribution Panel with two ports.

A.1.3.8 Item 10. Equipment Cabinet

The equipment cabinet may reside near the judge's bench or behind the pillar next to the bench. This cabinet shall be able to be locked.

A.1.3.9 Item 11. Time/Data Generator/Switcher.

This item shall be provided as a part of the audio visual processing equipment. To synchronize the time and dates on all the tapes at one time.

A.1.3.10 Item 12. INTERFACE TO PROJECTOR

The system shall interface to existing Epson ELP-3300 Data/Video Projection System using an S-video adapter.

A.1.3.11 Item 13. GROUP VIDEOCONFERENCING SYSTEM

The system shall include video components for a high-performance dial-up videoconferencing system. The system shall have natural-looking motion with 30 frames/second (or better) running H.320 industry standard at dial-up bandwidth starting at 256 Kbps. The system shall have voice-optimized power speakers, rollabout cart, wireless keypad for unconstrained system control of video and data, 4 look-at-me-buttons (LAMB), display monitor with a minimum of 352 x 288 pixels and pan-tilt main camera. The videoconferencing system shall integrate with the voice activated video system proposed and installed by the offeror allowing the signal to be transmitted to court room monitors, recorders and remote videoconferencing site.

A.1.3.12 Item 14. COURT ROOM PRESENTATION SYSTEM

System shall have a wireless presentation system interface for transmitting documents (to all monitors and recorders), 3-D objects with zoom, auto focus, 4 S-Video inputs and 6 S-Video outputs and built in monitor (Elmo technology). The system shall include a text and graphics converter for displaying computer data

A.1.4 EQUIPMENT DELIVERY AND STORAGE

Costs of all shipping to the site and unusual storage requirements shall be borne by the Contractor. The Contractor shall be responsible for making appropriate arrangements and coordinations with the NRC Project Officer at the

site for proper acceptance, handling, protection, and storage of the equipment.

A.1.5 INSTALLATION

a. Within seven (7) business days of purchase order execution, the NRC Project Officer will provide the Contractor with projected dates when the relevant areas will be available for the on-site installation.

b. All installation practices shall be done in accordance with the applicable standards, guidelines, recommendations, and requirements of the National Electric Code, and local authorities having jurisdiction. All installation practices should reflect the highest state-of-the-art standards, not the minimum acceptable installation practices.

c. All equipment shall be secure in its position, plumb and square. All equipment shall be fastened in place unless portability dictates otherwise. All equipment fastenings and supports shall support more than their loads.

d. Installation shall include the delivery, unloading, storing, setting in place, fastening to walls, floors, ceilings, counters, or other structures where required, interconnecting wiring of the system components, equipment alignment and adjustment, and all other work whether or not expressly required herein which is necessary to result in complete operational systems.

e. During the installation, and up to the date of final acceptance, the Contractor shall be under obligation to protect his finished and unfinished work against damage and loss. In the event of such damage or loss, the Contractor shall replace or repair such work at no cost to the NRC. See also Article 2.8 Risk of Loss or Damage -- Purchase.

f. The Contractor shall supply and install any necessary conduit and wireways to the extent not included in the existing overhead audio distribution system, in order to provide a complete and operable system. The Contractor shall adhere to all pertinent federal, state, county, and municipal codes.

g. The NRC will provide a dedicated electrical outlet for the system in accordance with the Contractor's electrical power requirements.

h. All cables, regardless of length, shall be marked with Brady-type labels at both ends. There shall be no unmarked cables any place in the system. Marking codes used on cables shall correspond to codes shown on the drawings and/or run sheets. Cables shall be bundled together (electrical, audio, etc.) as trade dictates.

i. All inter-rack cabling shall be neatly strapped, dressed, and adequately supported.

j. Terminal blocks, boards, strips, or connectors, shall be furnished for all cables which interface with racks, cabinets, consoles or equipment modules.

k. The NRC may assign personnel to observe the Contractor during installation in order to familiarize him/herself with the system, its installation, equipment, placement, wiring, and maintenance, without delaying work.

l. Final installation of equipment balancing, and adjusting shall be accomplished by the Contractor within 60 calendar days from date of purchase order award. The NRC Project Officer or appointee shall observe and test the installed system for three months during which the Contractor shall make

adjustments to the system as required by the NRC Project Officer.

A.1.6 CONTRACTOR CERTIFICATION, WARRANTY/GUARANTEE

a. Upon the NRC's acceptance of the system, the Contractor shall certify, in writing that the system, including all devices and interfaces, is installed and ready for NRC use, and that the system complies with the manufacturer's specification and with all technical requirements described under this Statement of Work. These certifications shall not lessen the Government's right to inspect and accept or reject delivered systems.

b. All equipment, parts, labor, and the entire installation shall be unconditionally warranted for a period of one year after date of NRC acceptance. All manufacturers warranties shall also apply. The Government may require an extended Service Agreement for a four year period. This requirement will be treated as an optional requirement and will be ordered via modification to this purchase order (see Article B.3).

c. The Contractor shall make temporary repairs and provide loaner equipment at no charge to the Government if defective materials cannot be permanently replaced or repaired during the warranty period. This shall not include failure caused by misuse or abuse, which will be determined by the NRC Project Officer.

A.1.7 TRAINING

a. The Contractor shall provide on-site instruction in the operation and maintenance of all systems and equipment for a minimum of four individuals designated by the NRC. Maximum training time should be two hours. Training may be included during the NRC acceptance period.

A.1.8 TIDY WORKSPACES AND EMPLOYEE RESPONSIBILITIES

The Contractor shall leave all work spaces in a tidy state upon leaving for the day. All debris and refuse will be placed in the appropriate receptacle or bin or be removed from the site. The Contractor will be responsible for the actions of his employees on-site. The Contractor shall be responsible for repairing any damage caused to the work premises as a result of his actions.

A.1.9 COOPERATION WITH NRC EMPLOYEES AND OTHER CONTRACTORS

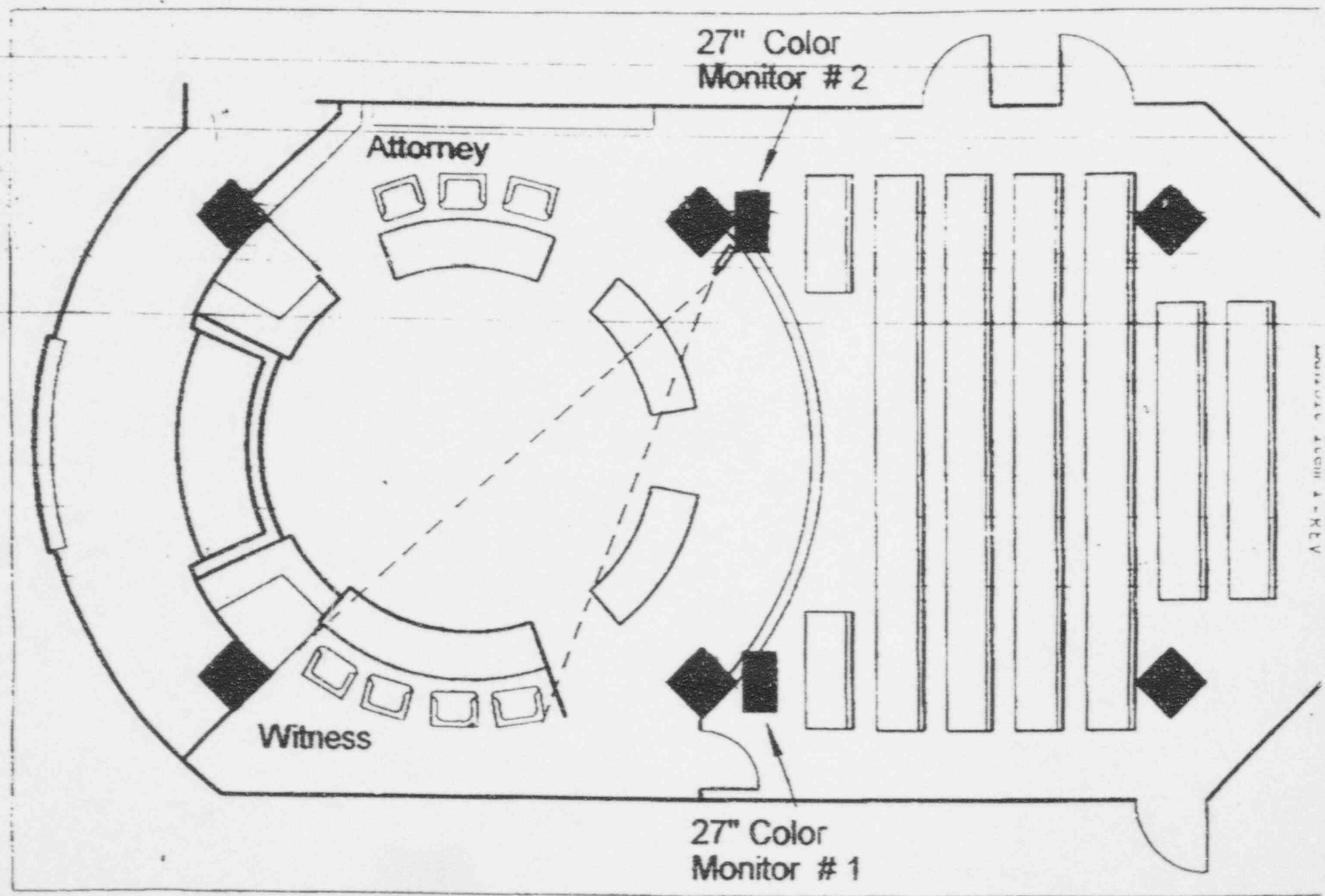
The Contractor shall cooperate with NRC employees and other Contractors, to the fullest extent, so that interferences and inefficiencies do not occur.

(END OF STATEMENT OF WORK)

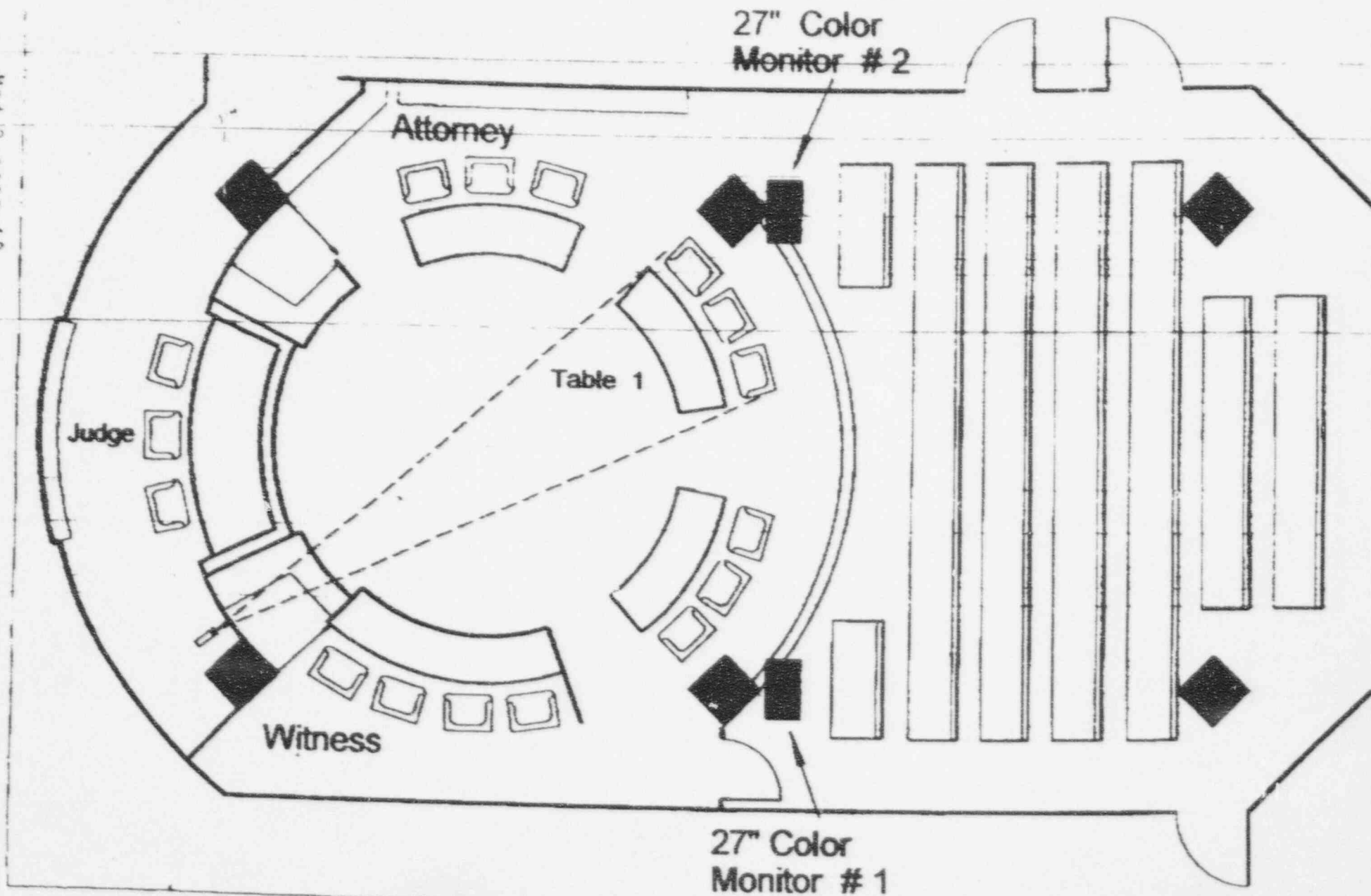
3) Exhibit Items 1-5 under Article C.1 EXHIBITS, are hereby deleted in their entirety and the following Exhibit Items are substituted therefor:

C.1 EXHIBITS

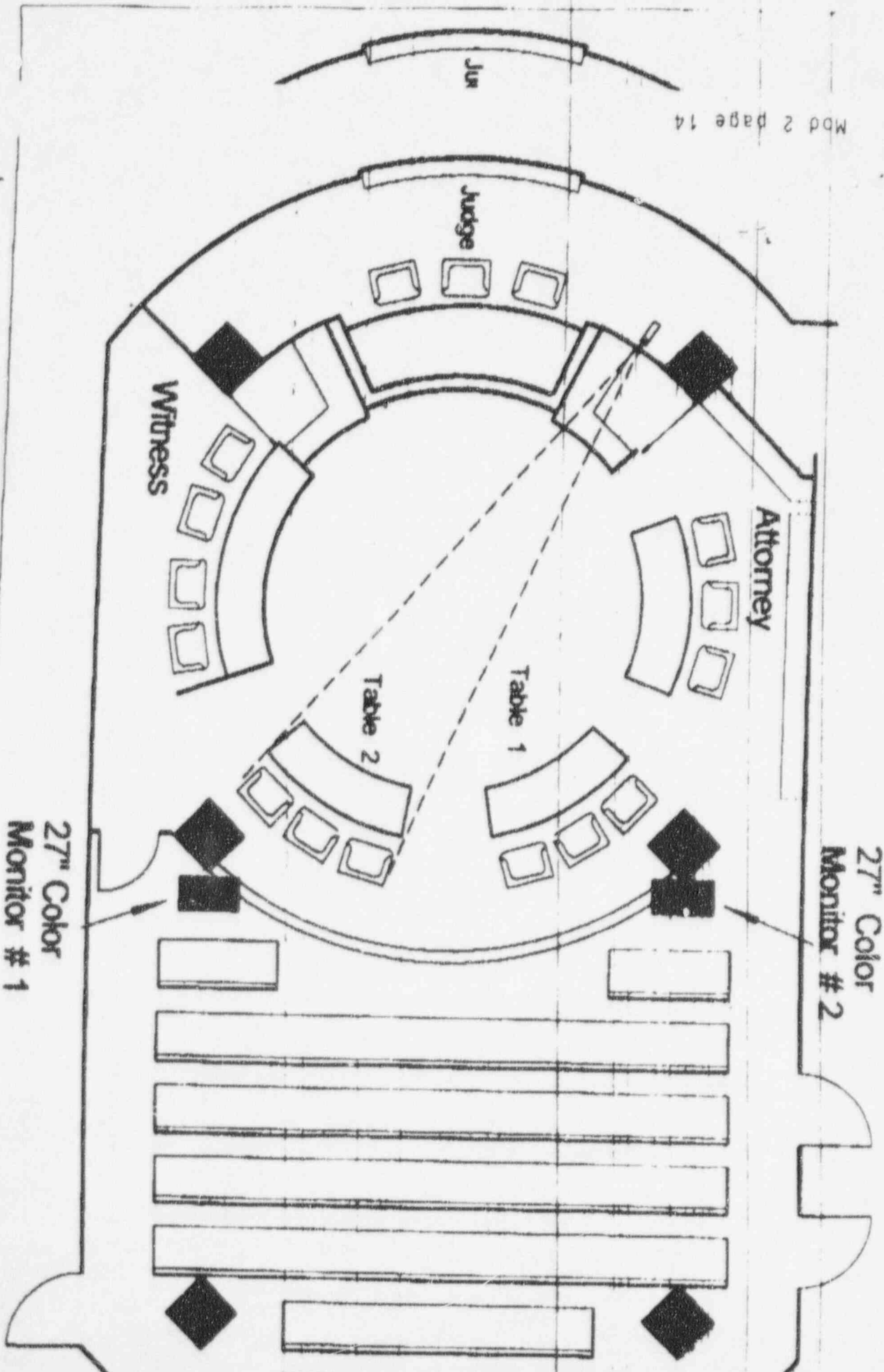
ITEM	DESCRIPTION
1-REV	Drawing showing Witness Camera and Viewing Angle
2	Drawing showing Table 1 Camera and Viewing Angle



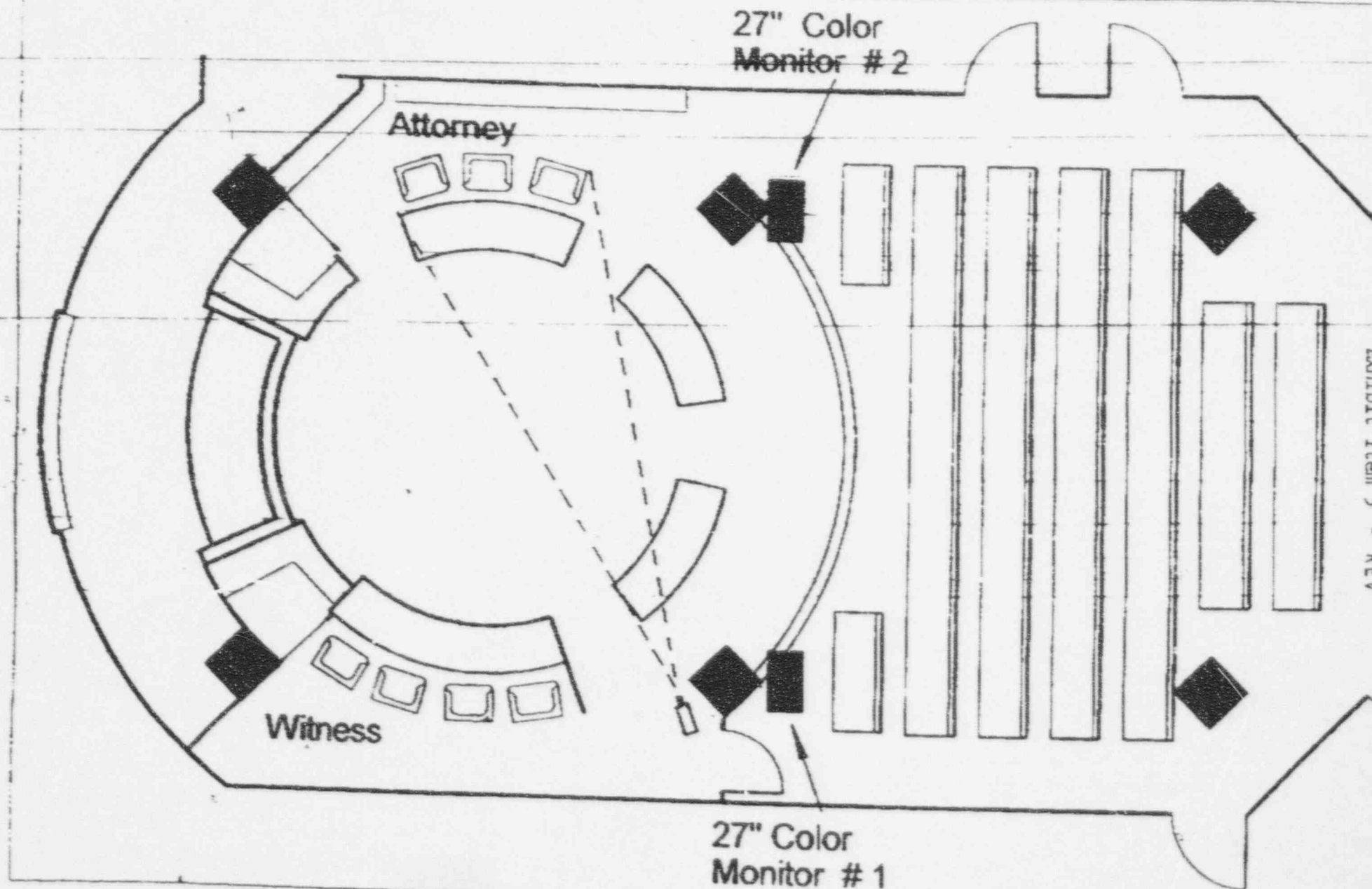
Drawing Shows Witness Camera
and Viewing Angle



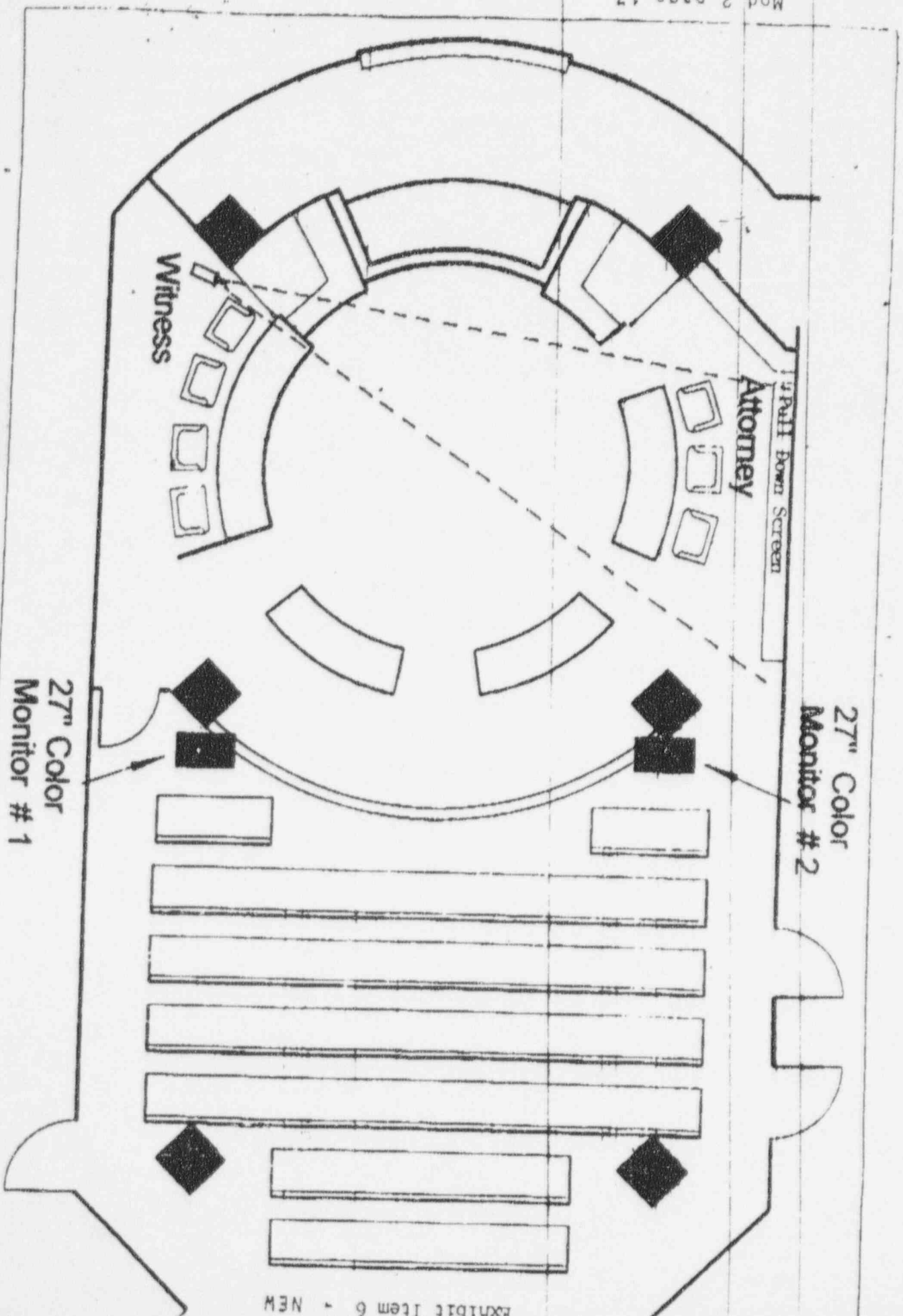
Drawing Shows Table 1 Camera
and Viewing Angle



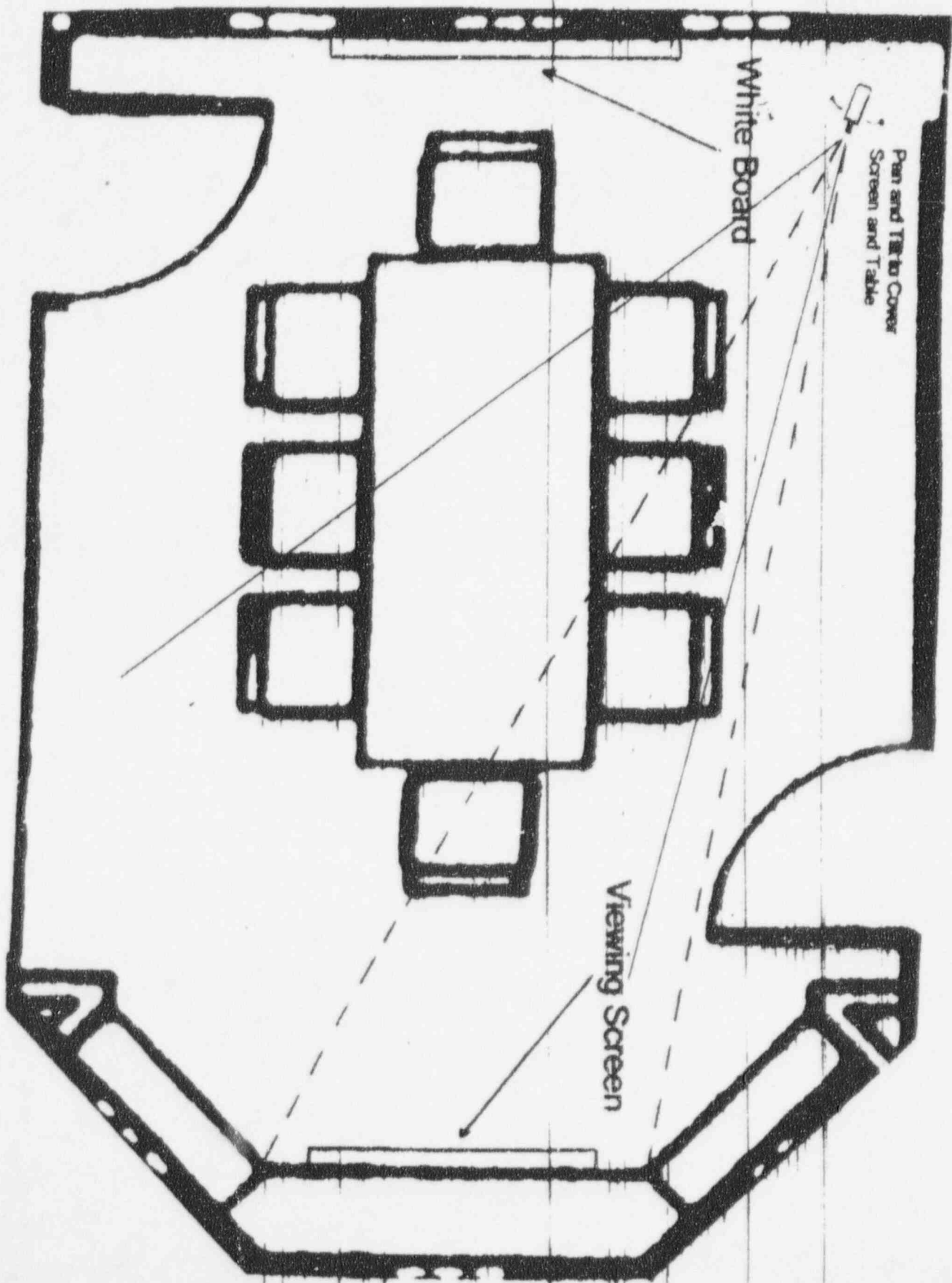
Drawing Shows Table 2 Camera and Viewing Angle



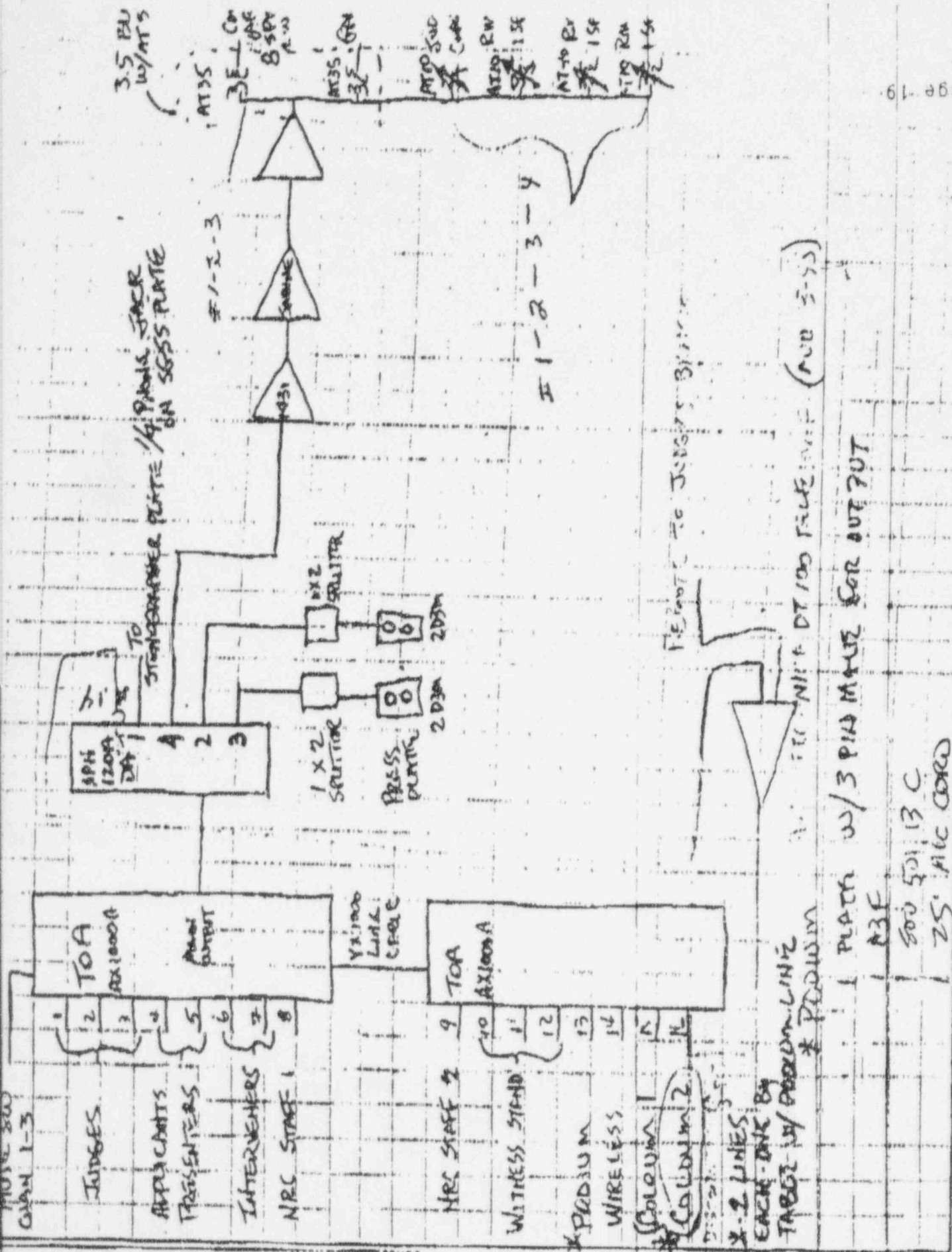
Drawing Shows Attorney Camera
and Viewing Angle

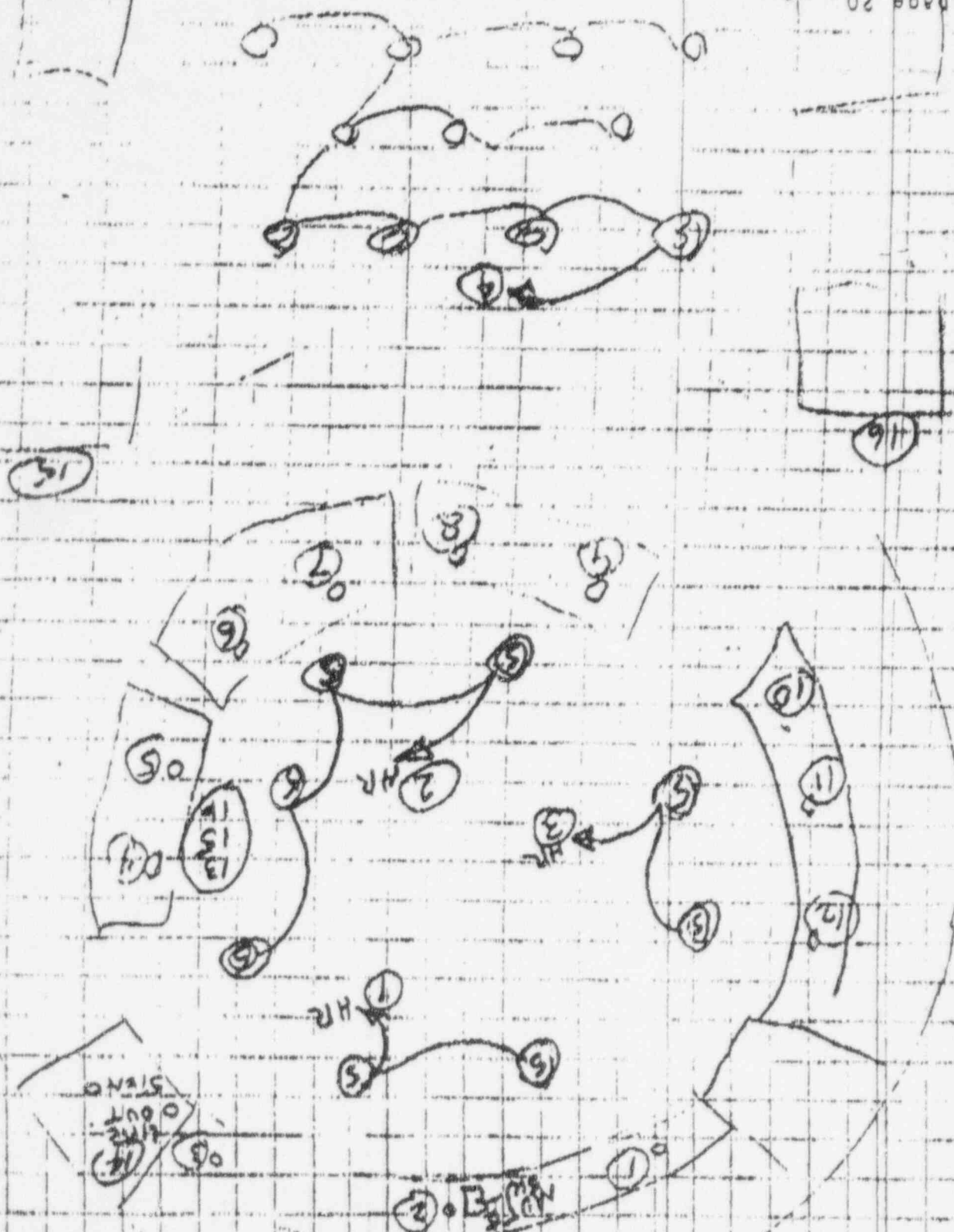


Drawing Shows Pull Down Screen Camera and Viewing Angle



Drawing Shows Judges Chamber Camera and Viewing Angle





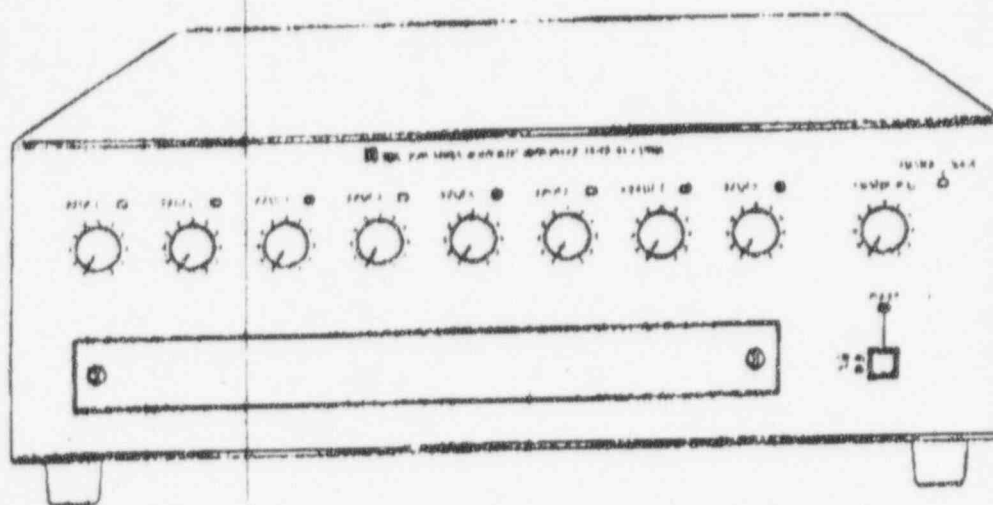


TOA

OPERATING INSTRUCTIONS

AUTOMATIC MICROPHONE MIXER

AX-1000A



Mod 2 page 21

Please follow the instructions in this manual to obtain the optimum results from this unit.
We also recommend you to keep this manual handy for future reference.

END