

October 10, 1996

Chief Material Licensing Section
U.S. N.R.C. Region III
801 Warrensville Rd.
Lisle, Illinois 60532-4351

Ref: 13-03226-04
Subject: License Amendment

Dear Sir:

Please amend license #13-03226-04 to include the following physicians as authorized users to this license:

1. Brooks A. Horsley, M.D.

As authorized user for materials listed in 10CFR35.100, 10CFR35.200, 10CFR35.500. Dr. Horsley is certified by American Board of Radiology in Diagnostic Radiology.

2. Shannon Lamb, M.D.

As authorized user for materials listed in 10CFR35.300. She is certified by American Board of Radiology in Therapeutic Radiology.

3. Timothy O'Leary

As authorized user for materials listed in 10CFR35.300 and 10CFR35.400. He is certified by American Board of Radiology in Radiation Oncology. He is also listed as authorized user on Florida license #1036-1 for materials in 10D-91.739 and 10D-91.745.

A check for \$910 is enclosed to cover the fee for this as well as license #13-03226-03. I will appreciate any early action in this regard. If you have any questions in this regard, please call me at (812)473-8787.

Thanking you for your cooperation.

Sincerely,

9610290034 961010
PDR ADOCK 03015059
C PDR

S. M. Shah
Saiyid M. Shah, Ph.D.
Radiation Safety Officer

cc: *Lorraine Webster*
Sam Lowells

The American Bureau of Radiology

Organized through the cooperation of the
American College of Radiology, the American Roentgen Ray Society,
the American Radium Society, the Radiological Society of North America,
the Section on Radiology of the American Medical Association
and the American Society of Therapeutic Radiologists
Hereby certifies that

Shannon Lamb Byrd, M.D.


Has pursued an accepted course of graduate study
and clinical work, has met certain standards and qualifications and
has passed the examinations conducted under the authority of

The American Board of Radiology

On this ninth day of December, 1977

Thereby demonstrating to the satisfaction of the Board
that she is qualified to practice the specialty of

Therapeutic Radiology



The American Board of Radiology

*Organized through the cooperation of the
American College of Radiology, the American Roentgen Ray Society,
the American Radium Society, the Radiological Society of North America,
the Section on Radiology of the American Medical Association
and the American Society of Therapeutic Radiologists*

Hereby certifies that

Brooks Alfred Horsley, M.D.

*Has pursued an accepted course of graduate study
and clinical work, has met certain standards and qualifications and
has passed the examinations conducted under the authority of*

The American Board of Radiology

On this third day of June, 1983

*Thereby demonstrating to the satisfaction of the Board
that he is qualified to practice the specialty of*

Diagnostic Radiology



James F. Swartz
President

Samuel H. L. Hallenbeck
Secretary

The American Board of Radiology

*Organized through the cooperation of the
American College of Radiology, the American Roentgen Ray Society,
the American Radium Society, the Radiological Society of North America,
the Section on Radiology of the American Medical Association,
the American Society for Therapeutic Radiology and Oncology, the Association of
University Radiologists, and the American Association of Physicists in Medicine*
Hereby certifies that

Timothy Robert O'Leary


*Has pursued an accepted course of graduate study
and clinical work, has met certain standards and qualifications and
has passed the examinations conducted under the authority of*

The American Board of Radiology

On this ninth day of June, 1994

*Thereby demonstrating to the satisfaction of the Board
that he is qualified to practice the specialty of*

Radiation Oncology



Lee F. Rogers, M.D. Secretary-Treasurer
John J. Pater, M.D. President
M. Paul Camp, M.D. Examination Director

STATE OF FLORIDA
DEPARTMENT OF HEALTH AND REHABILITATIVE SERVICES
OFFICE OF RADIATION CONTROL

RADIOACTIVE MATERIALS LICENSE
SUPPLEMENTAL SHEET


12. A. (continued)

<u>Authorized Material and Uses as Described in Items 6, 7, 8, and 9</u>	<u>Names</u>
10D-91.735 for cardiac studies only	Huang-Ta Lin, M.D. Abdur Rahim, M.D. Ricardo Ubillus, M.D. Raj Rajan, M.D.
10D-91.735 for cardiac studies only (except generators and reagent kit)	Gopal Chalvarya, M.D. Khoi Dam, M.D. Dipak Parekh, M.D. Lacyoni Moraes-Finglass, M.D.
10D-91.739 and 10D-91.745	Kum Sug Song, M.D. Purendra Prasad Sinha, M.D. Timothy O'Leary, M.D.
10D-91.745	V. Rao Emandi, M.D.

12. B. The radiation safety officer is Alan J. Cousin, M.D., Ph.D.

For the Office of Radiation Control

Issuance Date: 9661 8 0 NAC



Peter R. Fadale
Senior Health Physicist
 1317 Winewood Boulevard
 Tallahassee, FL 32399-0700
 (904) 487-2437

License Number: 1036-1

LICENSEE COPY

Category:

[5B]

Amendment No.: 45

Page 3 of 3 Page(s)

Expiration Date: 04/30/2000

Control Number: 951213-1379

STATE OF FLORIDA
DEPARTMENT OF HEALTH AND REHABILITATIVE SERVICES
OFFICE OF RADIATION CONTROL

RADIOACTIVE MATERIALS LICENSE
SUPPLEMENTAL SHEET

12. A. (continued)

<u>Authorized Material and Uses as Described in Items 6, 7, 8, and 9</u>	<u>Names</u>
10D-91.733, 10D-91.735, 10D-91.739 (except gold 198, phosphorus 32 and strontium 89) and xenon 133	A. Frank Campbell, M.D. Mark Grossnickle, M.D.
10D-91.739 (except gold 198, phosphorus 32, strontium 89 and iodine 131 for the treatment of hyperthyroidism) and 10D-91.745	David Sallinger, M.D.
10D-91.733, 10D-91.735, 10D-01.739 (except gold 198, phosphorus 32, strontium 89 and iodine 131 for the treatment of thyroid carcinoma), and xenon 133	Michael P. Flynn M.D. Michael J. Foley, M.D. Angel Niebles, M.D. Thomas Okuiski, M.D. Katherine Reed M.D. H. Robert Rero, Jr., M.D. Richard R. Six, M.D.
10D-91.733, 10D-91.735, and xenon 133	Stephen Brown, M.D. Ted Cardoso, M.D. Donald W. Durrance, M.D. Mark Jaffee, M.D. Donald Prior, M.D. David Rosenbach, M.D. Jana L. Sulzer, M.D. Enrique J. Urrutia, M.D. Wayne O. Wrigley, M.D. Michael Silber, M.D. James L. Swischuk, M.D. Jerrold Reid Robins, M.D. Marilyn Jarosky, M.D.

License Number: 1036-1
Amendment No.: 45
Control Number: 951213-1379

LICENSEE COPY

Page 2 of 3 Page(s)

Category: [5B]

Expiration Date: 04/30/2000

STATE OF FLORIDA
DEPARTMENT OF HEALTH AND REHABILITATIVE SERVICES
OFFICE OF RADIATION CONTROL

RADIOACTIVE MATERIALS LICENSE
SUPPLEMENTAL SHEET

RHPC, INC.
d/b/a Northbay Medical Center
6600 Madison Street
New Port Richey, FL 34652

With reference to correspondence dated December 6, 1995, State of Florida Radioactive Materials License Number 1036-1 is hereby amended as follows:

TO CHANGE CONDITION 12 TO READ:

CONDITIONS

- A. The following individuals or persons under their supervision are authorized for the materials and uses as indicated:

Authorized Material and Uses as Described in Items 6, 7, 8, and 9	Names
10D-91.733, 10D-91.735, 10D-91.739, 10D-91.745 and xenon 133	H. Kirby Blankenship, M.D. A. Raymond Brooker, M.D. William C. Klein, M.D. Aaron Longacre, M.D. Allen L. Sheer, M.D. Joseph R. Patterson, M.D.
10D-91.733, 10D-91.735, 10D-91.739, and xenon 133	Ferdinand Manlio, D.O.
10D-91.733, 10D-91.735, 10D-91.739 (except gold 198 and colloidal phosphorus 32), and xenon 133	Alan J. Cousin, M.D., Ph.D.

License Number: 1036-1
 Amendment No.: 45
 Control Number: 951213-1379

LICENSEE COPY

Page 1 of 3 Page(s)

Category: [5B]

Expiration Date: 04/30/2000

PRECEPTOR STATEMENT

Supplement B must be completed by the applicant physician's preceptor. If more than one preceptor is necessary to document experience, obtain a separate statement from each.

1. APPLICANT PHYSICIAN'S NAME AND ADDRESS

FULL NAME

Brooks Alfred Horsley M.D.

STREET ADDRESS

118 Glenview Madisonville

CITY

STATE

ZIP CODE

Ky

42431

KEY TO COLUMN C

PERSONAL PARTICIPATION SHOULD CONSIST OF:

1-Supervised examination of patients to determine the suitability for radiisotope diagnosis and/or treatment and recommendation for prescribed dosage.

2-Collaboration in dose calibration and actual administration of dose to the patient including calculation of the radiation dose, related measurements and plotting of data.

3-Adequate period of training to enable physician to manage radioactive patients and follow patients through diagnosis and/or course of treatment.

2. CLINICAL TRAINING AND EXPERIENCE OF ABOVE NAMED PHYSICIAN

ISOTOPE A	CONDITIONS DIAGNOSED OR TREATED B	NUMBER OF CASES INVOLVING PERSONAL PARTICIPATION C	COMMENTS (Additional information or comments may be submitted in duplicate on separate sheets.) D
I-131 or I-125	DIAGNOSIS OF THYROID FUNCTION	15	<u>other studies</u> ^{99m} Tc O ₄ Meckel's Scan 6 ^{99m} Tc PIPIDA biliary scan 4 ^{99m} Tc Sulfa colloid GI tract scan 3 ^{99m} Tc S.C. / technetate renal scans for Transplant rejection 35 ²⁰¹ Tl Myocardial Scan 14 51Cr Blood Volume. 1
	DETERMINATION OF BLOOD AND BLOOD PLASMA VOLUME		
	LIVER FUNCTION STUDIES		
	FAT ABSORPTION STUDIES		
	KIDNEY FUNCTION STUDIES	15	
	IN VITRO STUDIES		
OTHER	Schilling's Test ⁵⁷ Co/SSC	2	
I-125	DETECTION OF THROMBOSIS		
I-131	THYROID IMAGING	15	
P-32	EYE TUMOR LOCALIZATION		
Se-75	PANCREAS IMAGING		
Yb-189	CISTERNOGRAPHY	2	
Xe-133	BLOOD FLOW STUDIES AND PULMONARY FUNCTION STUDIES	45	
OTHER	Gallium-67	5	
Tc-99m	BRAIN IMAGING	140	
	CARDIAC IMAGING	95	
	THYROID IMAGING	15	
	SALIVARY GLAND IMAGING		
	BLOOD POOL IMAGING	4	
	PLACENTA LOCALIZATION		
	LIVER AND SPLEEN IMAGING	100	
	LUNG IMAGING	46	
	BONE IMAGING	122	
OTHER	Sodium 111 Percutaneous scan	5	

PRECEPTOR STATEMENT (Continued)

2. CLINICAL TRAINING AND EXPERIENCE OF ABOVE NAMED PHYSICIAN (Continued)

ISOTOPE A	CONDITIONS DIAGNOSED OR TREATED B	NUMBER OF CASES INVOLVING PERSONAL PARTICIPATION C	COMMENTS (Additional information or comments may be submitted in duplicate on separate sheets.) D
P-32 (Soluble)	TREATMENT OF POLYCYTHEMIA VERA, LEUKEMIA, AND BONE METASTASES		<i>human albumin microspheres</i> <i>2 Sulfur colloid</i> <i>2 methylene diphosphonate.</i>
P-32 (Colloidal)	INTRACAVITARY TREATMENT		
I-131	TREATMENT OF THYROID CARCINOMA		
	TREATMENT OF HYPERTHYROIDISM		
Au-198	INTRACAVITARY TREATMENT		
Co-60 or Cs-137	INTERSTITIAL TREATMENT		
	INTRACAVITARY TREATMENT		
I-125 or Ir-192	INTERSTITIAL TREATMENT		
	TELETHERAPY TREATMENT		
Sr-90	TREATMENT OF EYE DISEASE		
	RADIOPHARMACEUTICAL PREPARATION		
Mo-99/ Tc-99m	GENERATOR	2	
Sn-113/ In-113m	GENERATOR		
Tc-99m	REAGENT KITS	5	
Other 1 1 1	containment & cleanup of accidental spill albumin assay moly breakthrough assay		

3. DATES AND TOTAL NUMBER OF HOURS RECEIVED IN CLINICAL RADIOISOTOPE TRAINING

July 1 1980 - Sep 30 1980

4. THE TRAINING AND EXPERIENCE INDICATED ABOVE WAS OBTAINED UNDER THE SUPERVISION OF:

a. NAME OF SUPERVISOR *James Fletcher MD,*
Dr Lin, & Dr George.

b. NAME OF INSTITUTION

VA Medical Center/Nuclear Medicine

c. MAILING ADDRESS

915 North Grand Boulevard

d. CITY

St. Louis, MO 63106

5. MATERIALS LICENSE NUMBER(S)

24-00144-05

6. PRECEPTOR'S SIGNATURE

[Signature]

7. PRECEPTOR'S NAME (Please type or print)

JAMES W. FLETCHER, M.D.

8. DATE

May 12, 1986

TRAINING AND EXPERIENCE
AUTHORIZED USER OR RADIATION SAFETY OFFICER

1. NAME OF AUTHORIZED USER OR RADIATION SAFETY OFFICER James W. Fletcher, M.D.			2. STATE OR TERRITORY IN WHICH LICENSED TO PRACTICE MEDICINE Missouri		
3. CERTIFICATION					
SPECIALTY BOARD A		CATEGORY B		MONTH AND YEAR CERTIFIED C	
Nuclear Medicine				May 1972	
4. TRAINING RECEIVED IN BASIC RADIOISOTOPE HANDLING TECHNIQUES					
FIELD OF TRAINING A		LOCATION AND DATE(S) OF TRAINING B		TYPE AND LENGTH OF TRAINING	
				LECTURE/ LABORATORY COURSES (Hours) C	SUPERVISED LABORATORY EXPERIENCE (Hours) D
a. RADIATION PHYSICS AND INSTRUMENTATION		FDH 7/80 VA 5/81 VA 5/82 FDH 8/80 VA 6/81 VA 4/81 VA 4/82		100	25
b. RADIATION PROTECTION		VA 4/81 VA 4/82 VA 5/81 FDH 6/81		30	5
c. MATHEMATICS PERTAINING TO THE USE AND MEASUREMENT OF RADIOACTIVITY		FDH 7/80 VA 5/81 FDH 8/80 VA 6/81 VA 4/81		25	
d. RADIATION BIOLOGY		FDH 7/80 VA 5/81 FDH 8/80 VA 6/81 VA 4/81 VA 4/82		25	
e. RADIOPHARMACEUTICAL CHEMISTRY		FDH 7/80 VA 5/81 FDH 8/80 FDH 6/81 VA 4/81 VA 4/82		25	10
5. EXPERIENCE WITH RADIATION. (Actual use of Radioisotopes or Equivalent Experience)					
ISOTOPE	MAXIMUM AMOUNT	WHERE EXPERIENCE WAS GAINED	DURATION OF EXPERIENCE	TYPE OF USE	
*See Supplement B					