



POLICY ISSUE **(Information)**

December 13, 1984

SECY-84-81C

For: The Commissioners

From: William J. Dircks
Executive Director for Operations

Subject: RESULTS OF OPERATOR LICENSING EXAMINATIONS AND REQUALIFICATION
EXAMINATIONS FOR FOURTH QUARTER FY 1984 AND TOTAL OPERATOR
LICENSING EXAMINATION RESULTS FOR FY 1983 AND FY 1984

Purpose: To inform the Commissioners of examination and licensing
activities for Reactor Operators and Senior Reactor Operators,
including requalification examination results.

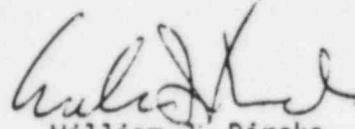
Discussion: The enclosed tables report licensing action results, including
issuances, denials or withdrawals and pass/fail rate for each
NRC licensing examination component. The results are presented
as a combined total and broken down by region. We have also
included a graph summarizing the examination results by region
for this quarter. It shows the percentage pass rate by license
and exam type and the total number of exams given broken down
by region. We continue to see variations in the percentages in
the individual categories of the Regions; however, these
variations reflect the impact of small sample sizes when one
test administration results in a large failure rate.

Also included are summaries of the requalification program
evaluations conducted during the fourth quarter of FY 1984. In
some instances program deficiencies resulted in the utility
identifying corrective action programs. Issuance of renewal
licenses for operators at those facilities will be contingent
upon completion of the corrective action program. In one case
(Hatch), renewal licenses will not be issued until the results
on a future NRC administered requalification examination
indicate that the utility's upgraded program is satisfactory.

Contact:
Don H. Beckham, NRR
X24868

8507130400 850528
PDR FOIA
HUDGINSB5-150 PDR

The results of all operator licensing examinations and licensing actions for FY 1983 and FY 1984 are also included in this report. These examination results are also presented in graph form for FY 1983 and FY 1984.



William J. Dircks
Executive Director
for Operations

Enclosures:

1. Operator Licensing Tracking System Quarterly Status Report (Examination Results and Licensing Actions) - Total (All Regions) for Fourth Quarter FY 1984
2. Operator Licensing Tracking System Quarterly Status Report (Examination Results and Licensing Actions) for Regions I through V for Fourth Quarter FY 1984
3. Graph of Exam Results - Percentage Pass vs. Exam Type - Fourth Quarter FY 1984
4. Requalification Examination Results for Regions I through Region V for Fourth Quarter FY 1984
5. Operator Licensing Tracking System Quarterly Status Report (Examination Results and Licensing Actions) - Total (All Regions) for FY 1983 and FY 1984
6. Graph of Exam Results - Percentage Pass vs. Exam Type - FY 1983 and FY 1984

ENCLOSURE 1

OPERATOR LICENSING TRACKING SYSTEM
ACTIVITY STATUS REPORT
07/01/84 THROUGH 09/30/84

TOTAL
(ALL REGIONS)
4th Qtr FY 84

EXAMINATION RESULTS

	WRITTEN		ORAL		SIMULATOR		TOTAL TAKEN
	#PASS	#FAIL	#PASS	#FAIL	#PASS	#FAIL	
INITIAL - RO	100	24	110	13	42	8	126
	80.6%	19.4%	89.4%	10.6%	84.0%	16.0%	
SR0	62	12	71	4	36	0	76
	83.8%	16.2%	94.7%	5.3%	100.0%	0.0%	
REAPPLICATIONS - RO	14	4	7	0	7	0	20
	77.8%	22.2%	100.0%	0.0%	100.0%	0.0%	
SR0	15	3	14	1	11	0	26
	83.3%	16.7%	93.3%	6.7%	100.0%	0.0%	
UPGRADE - SR0	24	1	18	0	6	0	25
	96.0%	4.0%	100.0%	0.0%	100.0%	0.0%	
TOTAL - RO	114	28	117	13	49	8	146
	80.3%	19.7%	90.0%	10.0%	86.0%	14.0%	
SR0	101	16	103	5	53	0	127
	86.3%	13.7%	95.4%	4.6%	100.0%	0.0%	

-1236315
ATE: 11/15/84

OPERATOR LICENSING TRACKING SYSTEM
ACTIVITY STATUS REPORT
07/01/84 THROUGH 09/30/84

TOTAL
(ALL REGIONS)
4th Qtr FY 84

LICENSING ACTIONS

		<u>#ISSUED</u>	<u>#DENIED</u>	<u>#WITHDRAWN</u>
INITIAL -	RO -	106	43	14
	SRO -	79	16	9
	INST CERT -	32	16	21
	LTD SRO -	0	0	0
REAPPLICATIONS -	RO -	27	8	1
	SRO -	23	3	2
	INST CERT -	10	2	1
	LTD SRO -	0	0	0
UPGRADE -	SRO -	34	9	4
TOTAL -	RO -	133	51	15
	SRO -	136	28	15
	INST CERT -	42	18	22
	LTD SRO -	0	0	0
RENEWAL -	RO -	98	1	0
	SRO -	178	0	0
	INST CERT -	1	0	0
	LTD SRO -	2	0	0

ENCLOSURE 2

-1236315
ATE: 11/15/84

OPERATOR LICENSING TRACKING SYSTEM
ACTIVITY STATUS REPORT
07/01/84 THROUGH 09/30/84

REGION: 1
4th Qtr FY 84

EXAMINATION RESULTS

	WRITTEN		ORAL		SIMULATOR		TOTAL TAKEN
	#PASS	#FAIL	#PASS	#FAIL	#PASS	#FAIL	
INITIAL - RO	27	/ 6	29	/ 4	6	/ 1	34
	81.8%	/ 18.2%	87.9%	/ 12.1%	85.7%	/ 14.3%	
SRO	24	/ 3	24	/ 2	15	/ 0	27
	88.9%	/ 11.1%	92.3%	/ 7.7%	100.0%	/ 0.0%	
REAPPLICATIONS - RO	4	/ 2	2	/ 0	3	/ 0	7
	66.7%	/ 33.3%	100.0%	/ 0.0%	100.0%	/ 0.0%	
SRO	5	/ 0	0	/ 0	0	/ 0	5
	100.0%	/ 0.0%	0.0%	/ 0.0%	0.0%	/ 0.0%	
UPGRADE - SRO	13	/ 1	10	/ 0	2	/ 0	14
	92.9%	/ 7.1%	100.0%	/ 0.0%	100.0%	/ 0.0%	
TOTAL - RO	31	/ 8	31	/ 4	9	/ 1	41
	79.5%	/ 20.5%	88.6%	/ 11.4%	90.0%	/ 10.0%	
SRO	42	/ 4	34	/ 2	17	/ 0	46
	91.3%	/ 8.7%	94.4%	/ 5.6%	100.0%	/ 0.0%	

-1236315
ATE: 11/15/84

OPERATOR LICENSING TRACKING SYSTEM
ACTIVITY STATUS REPORT
07/01/84 THROUGH 09/30/84

REGION: 1
4th Qtr FY 84

LICENSING ACTIONS

		<u>#ISSUED</u>	<u>#DENIED</u>	<u>#WITHDRAWN</u>
INITIAL -	RO -	26	7	2
	SRO -	13	3	2
	INST CERT -	5	0	0
	LTD SRO -	0	0	0
REAPPLICATIONS -	RO -	6	2	0
	SRO -	6	0	0
	INST CERT -	2	0	1
	LTD SRO -	0	0	0
UPGRADE -	SRO -	15	1	0
TOTAL -	RO -	32	9	2
	SRO -	34	4	2
	INST CERT -	7	0	1
	LTD SRO -	0	0	0
RENEWAL -	RO -	34	0	0
	SRO -	56	0	0
	INST CERT -	0	0	0
	LTD SRO -	0	0	0

OPERATOR LICENSING TRACKING SYSTEM
ACTIVITY STATUS REPORT
07/01/84 THROUGH 09/30/84

EXAMINATION RESULTS

	WRITTEN		ORAL		SIMULATOR		TOTAL TAKEN
	#PASS	#FAIL	#PASS	#FAIL	#PASS	#FAIL	
INITIAL - RO	43 /	2	38 /	6	19 /	6	46
	95.6% /	4.4%	86.4% /	13.6%	76.0% /	24.0%	
SRO	14 /	4	18 /	1	8 /	0	19
	77.8% /	22.2%	94.7% /	5.3%	100.0% /	0.0%	
REAPPLICATIONS - RO	0 /	0	1 /	0	0 /	0	1
	0.0% /	0.0%	100.0% /	0.0%	0.0% /	0.0%	
SRO	1 /	0	2 /	1	1 /	0	4
	100.0% /	0.0%	66.7% /	33.3%	100.0% /	0.0%	
UPGRADE - SRO	5 /	0	3 /	0	3 /	0	5
	100.0% /	0.0%	100.0% /	0.0%	100.0% /	0.0%	
TOTAL - RO	43 /	2	39 /	6	19 /	6	47
	95.6% /	4.4%	86.7% /	13.3%	76.0% /	24.0%	
SRO	20 /	4	23 /	2	12 /	0	28
	83.3% /	16.7%	92.0% /	8.0%	100.0% /	0.0%	

1236315
ATE: 11/15/84

OPERATOR LICENSING TRACKING SYSTEM
ACTIVITY STATUS REPORT
07/01/84 THROUGH 09/30/84

REGION: 2
4th Qtr FY 84

LICENSING ACTIONS

		<u>#ISSUED</u>	<u>#DENIED</u>	<u>#WITHDRAWN</u>
INITIAL -	RO -	36	21	12
	SRO -	23	4	7
	INST CERT -	15	8	14
	LTD SRO -	0	0	0
REAPPLICATIONS -	RO -	3	3	0
	SRO -	3	1	1
	INST CERT -	0	0	0
	LTD SRO -	0	0	0
UPGRADE -	SRO -	7	8	4
TOTAL -	RO -	39	24	12
	SRO -	33	13	12
	INST CERT -	15	8	14
	LTD SRO -	0	0	0
RENEWAL -	RO -	30	1	0
	SRO -	28	0	0
	INST CERT -	1	0	0
	LTD SRO -	0	0	0

EXAMINATION RESULTS

	WRITTEN		ORAL		SIMULATOR		TOTAL TAKEN
	#PASS	#FAIL	#PASS	#FAIL	#PASS	#FAIL	
INITIAL - R0	7	3	7	3	4	1	10
	70.0%	30.0%	70.0%	30.0%	80.0%	20.0%	
SR0	8	2	9	1	5	0	10
	80.0%	20.0%	90.0%	10.0%	100.0%	0.0%	
REAPPLICATIONS - R0	7	0	4	0	4	0	7
	100.0%	0.0%	100.0%	0.0%	100.0%	0.0%	
SR0	7	3	6	0	6	0	10
	70.0%	30.0%	100.0%	0.0%	100.0%	0.0%	
UPGRADE - SR0	1	0	1	0	1	0	1
	100.0%	0.0%	100.0%	0.0%	100.0%	0.0%	
TOTAL - R0	14	3	11	3	8	1	17
	82.4%	17.6%	78.6%	21.4%	88.9%	11.1%	
SR0	16	5	16	1	12	0	21
	76.2%	23.8%	94.1%	5.9%	100.0%	0.0%	

-1236315
DATE: 11/15/84

OPERATOR LICENSING TRACKING SYSTEM
ACTIVITY STATUS REPORT
07/01/84 THROUGH 09/30/84

REGION: 3
4th Qtr FY 84

LICENSING ACTIONS

		<u>#ISSUED</u>	<u>#DENIED</u>	<u>#WITHDRAWN</u>
INITIAL -	RO -	13	3	0
	SRO -	14	3	0
	INST CERT -	1	4	2
	LTD SRO -	0	0	0
REAPPLICATIONS -	RO -	13	0	1
	SRO -	8	2	0
	INST CERT -	4	0	0
	LTD SRO -	0	0	0
UPGRADE -	SRO -	2	0	0
TOTAL -	RO -	26	3	1
	SRO -	24	5	0
	INST CERT -	5	4	2
	LTD SRO -	0	0	0
RENEWAL -	RO -	20	0	0
	SRO -	66	0	0
	INST CERT -	0	0	0
	LTD SRO -	0	0	0

EXAMINATION RESULTS

	WRITTEN		ORAL		SIMULATOR		TOTAL TAKEN
	#PASS	#FAIL	#PASS	#FAIL	#PASS	#FAIL	
INITIAL - R0	8	8	16	0	0	0	16
	50.0% / 50.0%		100.0% / 0.0%		0.0% / 0.0%		
SR0	4	1	5	0	0	0	5
	80.0% / 20.0%		100.0% / 0.0%		0.0% / 0.0%		
REAPPLICATIONS - R0	2	1	0	0	0	0	3
	66.7% / 33.3%		0.0% / 0.0%		0.0% / 0.0%		
SR0	0	0	4	0	3	0	4
	0.0% / 0.0%		100.0% / 0.0%		100.0% / 0.0%		
UPGRADE - SR0	1	0	0	0	0	0	1
	100.0% / 0.0%		0.0% / 0.0%		0.0% / 0.0%		
TOTAL - R0	10	9	16	0	0	0	19
	52.6% / 47.4%		100.0% / 0.0%		0.0% / 0.0%		
SR0	5	1	9	0	3	0	10
	83.3% / 16.7%		100.0% / 0.0%		100.0% / 0.0%		

1-1236315
DATE: 11/15/84

OPERATOR LICENSING TRACKING SYSTEM
ACTIVITY STATUS REPORT
07/01/84 THROUGH 09/30/84

REGION: 4
4th Qtr FY 84

LICENSING ACTIONS

		<u>#ISSUED</u>	<u>#DENIED</u>	<u>#WITHDRAWN</u>
INITIAL -	RO -	9	5	0
	SRO -	13	0	0
	INST CERT -	0	0	0
	LTD SRO -	0	0	0
REAPPLICATIONS -	RO -	4	2	0
	SRO -	2	0	1
	INST CERT -	0	0	0
	LTD SRO -	0	0	0
UPGRADE -	SRO -	1	0	0
TOTAL -	RO -	13	7	0
	SRO -	16	0	1
	INST CERT -	0	0	0
	LTD SRO -	0	0	0
RENEWAL -	RO -	8	0	0
	SRO -	10	0	0
	INST CERT -	0	0	0
	LTD SRO -	2	0	0

EXAMINATION RESULTS

	WRITTEN		ORAL		SIMULATOR		TOTAL TAKEN
	#PASS	#FAIL	#PASS	#FAIL	#PASS	#FAIL	
INITIAL - R0	15	5	20	0	13	0	20
	75.0%	25.0%	100.0%	0.0%	100.0%	0.0%	
SR0	12	2	15	0	8	0	15
	85.7%	14.3%	100.0%	0.0%	100.0%	0.0%	
REAPPLICATIONS - R0	1	1	0	0	0	0	2
	50.0%	50.0%	0.0%	0.0%	0.0%	0.0%	
SR0	2	0	2	0	1	0	3
	100.0%	0.0%	100.0%	0.0%	100.0%	0.0%	
UPGRADE - SR0	4	0	4	0	0	0	4
	100.0%	0.0%	100.0%	0.0%	0.0%	0.0%	
TOTAL - R0	16	6	20	0	13	0	22
	72.7%	27.3%	100.0%	0.0%	100.0%	0.0%	
SR0	18	2	21	0	9	0	22
	90.0%	10.0%	100.0%	0.0%	100.0%	0.0%	

R-1236315
DATE: 11/15/84

OPERATOR LICENSING TRACKING SYSTEM
ACTIVITY STATUS REPORT
07/01/84 THROUGH 09/30/84

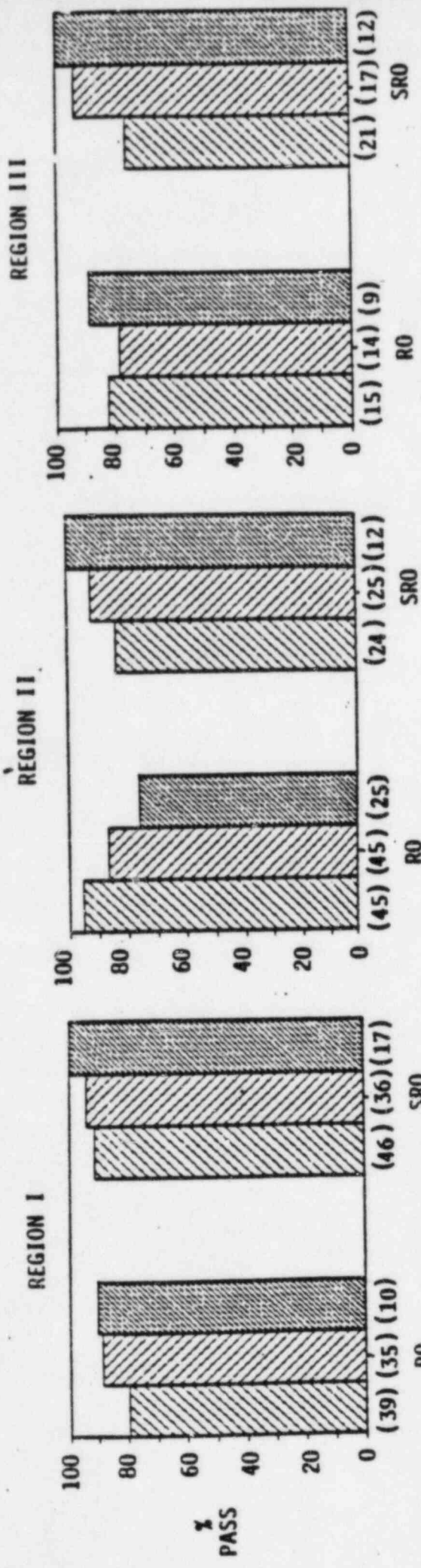
REG : 1:
4th Qtr FY 84

LICENSING ACTIONS

		<u>ISSUED</u>	<u>DENIED</u>	<u>WITHDRAWN</u>
INITIAL	RO	22	7	0
	SRO	15	5	0
	INST CERT	4	2	0
	LTD SRO	0	0	0
REAPPLICATIONS	RO	1	1	0
	SRO	4	0	0
	INST CERT	1	0	0
	LTD SRO	0	0	0
UPGRADE	SRO	9	0	0
TOTAL	RO	23	8	0
	SRO	29	6	0
	INST CERT	5	2	0
	LTD SRO	0	0	0
RENEWAL	RO	6	0	0
	SRO	18	0	0
	INST CERT	0	0	0
	LTD SRO	0	0	0

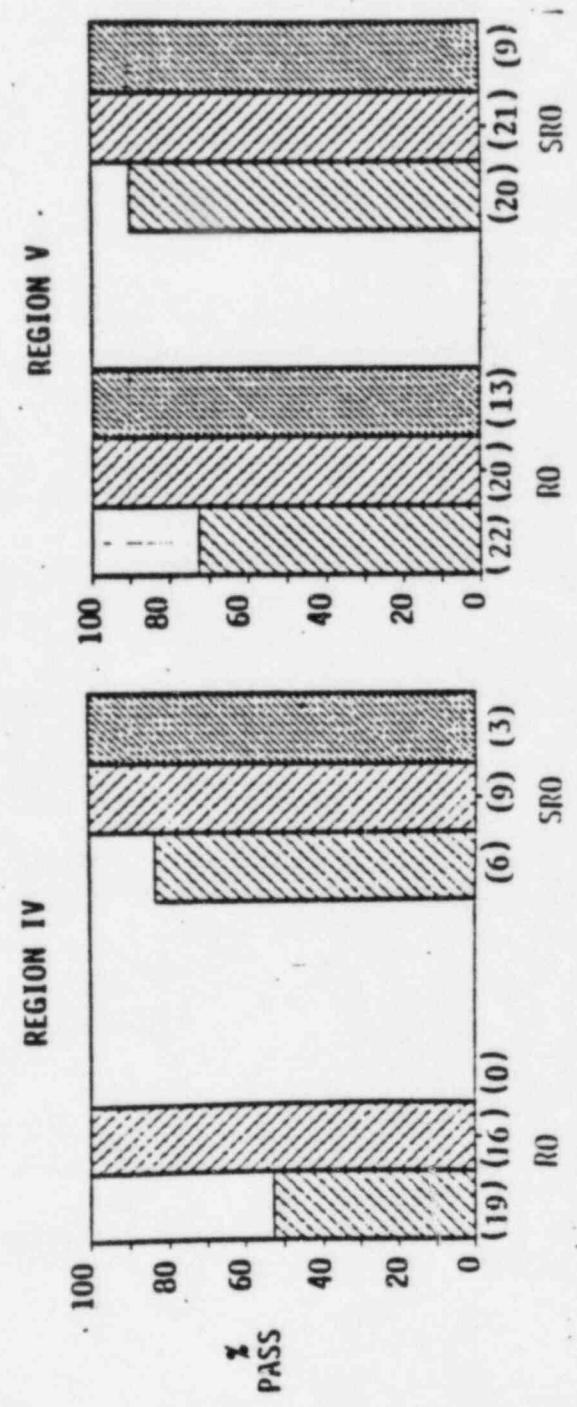
ENCLOSURE 3

EXAM RESULTS
PERCENTAGE PASS VS. EXAM TYPE
FOURTH QUARTER FY 1984



LEGEND
WRITTEN
ORAL
SIMULATOR

Numbers in parentheses indicate total candidates taking exam.



ENCLOSURE 4

Enclosure 4

REQUALIFICATION EXAMINATIONS

Fourth Quarter FY 1984

Region I

Facility

Evaluation

No exams given.

REQUALIFICATION EXAMINATIONS

Fourth Quarter FY 1984

Region II

Facility

Evaluation

Hatch

Still in progress. Initial findings were unsatisfactory. Utility has proposed a corrective action program. NRC has administered simulator exams to 38 additional licensed people in support of a positive finding for continued operation of the facility while the utility is implementing an upgraded program. Issuance of renewal licenses will be held in abeyance until the program is judged to be satisfactory. NRC will give requal exams in March and July 1985. Results will be reported when completed.

Oconee

Satisfactory.

REQUALIFICATION EXAMINATIONS

Fourth Quarter FY 1984

Region III

Facility

D. C. Cook

Evaluation

Evaluation in progress. Initial findings were unsatisfactory. Region III is awaiting utility's corrective action program. Results will be reported when the program is received and evaluated.

REQUALIFICATION EXAMINATIONS

Fourth Quarter FY 1984

Region IV

Facility

Evaluation

Ft. Calhoun

Evaluation in progress. Results will be reported next quarter.

Ft. St. Vrain

Satisfactory.

REQUALIFICATION EXAMINATIONS

Fourth Quarter FY 1984

Region V

<u>Facility</u>	<u>Evaluation</u>
Rancho Seco	Satisfactory.
San Onofre 1	Evaluation in progress. Results will be reported next quarter.
San Onofre 2 & 3	Satisfactory. Initial findings were marginal. Region V has accepted the corrective action program submitted.
Trojan	Satisfactory. Initial findings were marginal. Region V has accepted the corrective action program submitted.
WNP-2	Evaluation in progress. Results will be reported next quarter.

ENCLOSURE 5

-1236315
ATE: 11/15/84

OPERATOR LICENSING TRACKING SYSTEM
ACTIVITY STATUS REPORT
10/01/82 THROUGH 09/30/83

TOTAL
(ALL REGIONS)
FY 83

EXAMINATION RESULTS

	WRITTEN		ORAL		SIMULATOR		TOTAL
	#PASS	#FAIL	#PASS	#FAIL	#PASS	#FAIL	TAKEN
INITIAL - RO	434	/ 135	479	/ 57	116	/ 5	575
	76.3%	/ 23.7%	89.4%	/ 10.6%	95.9%	/ 4.1%	
SRO	279	/ 65	301	/ 24	72	/ 11	350
	81.1%	/ 18.9%	92.6%	/ 7.4%	86.7%	/ 13.3%	
REAPPLICATIONS - RO	40	/ 15	24	/ 4	6	/ 3	67
	72.7%	/ 27.3%	85.7%	/ 14.3%	66.7%	/ 33.3%	
SRO	29	/ 13	19	/ 1	12	/ 1	58
	69.0%	/ 31.0%	95.0%	/ 5.0%	92.3%	/ 7.7%	
UPGRADE - SRO	174	/ 34	168	/ 14	33	/ 2	216
	83.7%	/ 16.3%	92.3%	/ 7.7%	94.3%	/ 5.7%	
TOTAL - RO	474	/ 150	503	/ 61	122	/ 8	642
	76.0%	/ 24.0%	89.2%	/ 10.8%	93.8%	/ 6.2%	
SRO	482	/ 112	488	/ 39	117	/ 14	624
	81.1%	/ 18.9%	92.6%	/ 7.4%	89.3%	/ 10.7%	

1-1236315
DATE: 11/15/84

OPERATOR LICENSING TRACKING SYSTEM
ACTIVITY STATUS REPORT
10/01/82 THROUGH 09/30/83

TOTAL
(ALL REGIONS)
FY 83

LICENSING ACTIONS

		<u>#ISSUED</u>	<u>#DENIED</u>	<u>#WITHDRAWN</u>
INITIAL -	RO -	494	123	35
	SRO -	238	62	18
	INST CERT -	39	14	3
	LTD SRO -	1	0	0
REAPPLICATIONS -	RO -	47	13	1
	SRO -	40	9	2
	INST CERT -	3	1	0
	LTD SRO -	0	0	0
UPGRADE -	SRO -	196	42	10
TOTAL -	RO -	541	136	36
	SRO -	474	113	30
	INST CERT -	42	15	3
	LTD SRO -	1	0	0
RENEWAL -	RO -	285	2	5
	SRO -	641	3	6
	INST CERT -	0	0	0
	LTD SRO -	11	0	0

R-1236315
DATE: 11/15/84

OPERATOR LICENSING TRACKING SYSTEM
ACTIVITY STATUS REPORT
10/01/83 THROUGH 09/30/84

TOTAL
(ALL REGIONS)
FY 84

EXAMINATION RESULTS

	WRITTEN		ORAL		SIMULATOR		TOTAL
	#PASS	#FAIL	#PASS	#FAIL	#PASS	#FAIL	TAKEN
INITIAL - RO	422	123	473	58	181	23	549
	77.4%	22.6%	89.1%	10.9%	88.7%	11.3%	
SRO	383	79	419	42	180	26	474
	82.9%	17.1%	90.9%	9.1%	87.4%	12.6%	
REAPPLICATIONS - RO	55	19	39	4	14	1	90
	74.3%	25.7%	90.7%	9.3%	93.3%	6.7%	
SRO	58	14	55	6	20	1	95
	80.6%	19.4%	90.2%	9.8%	95.2%	4.8%	
UPGRADE - SRO	136	40	145	7	34	1	177
	77.3%	22.7%	95.4%	4.6%	97.1%	2.9%	
TOTAL - RO	477	142	512	62	195	24	639
	77.1%	22.9%	89.2%	10.8%	89.0%	11.0%	
SRO	577	133	619	55	234	28	746
	81.3%	18.7%	91.8%	8.2%	89.3%	10.7%	

R-1236315
DATE: 11/15/84

OPERATOR LICENSING TRACKING SYSTEM
ACTIVITY STATUS REPORT
10/01/83 THROUGH 09/30/84

TOTAL
(ALL REGIONS)
FY 84

LICENSING ACTIONS

		<u>#ISSUED</u>	<u>#DENIED</u>	<u>#WITHDRAWN</u>
INITIAL -	RO -	430	142	51
	SRO -	427	104	39
	INST CERT -	114	47	32
	LTD SRO -	7	0	0
REAPPLICATIONS -	RO -	79	24	6
	SRO -	78	19	7
	INST CERT -	15	4	1
	LTD SRO -	0	0	0
UPGRADE -	SRO -	167	46	12
TOTAL -	RO -	509	166	57
	SRO -	672	169	58
	INST CERT -	129	51	33
	LTD SRO -	7	0	0
RENEWAL -	RO -	444	2	0
	SRO -	900	1	2
	INST CERT -	1	0	0
	LTD SRO -	6	0	0

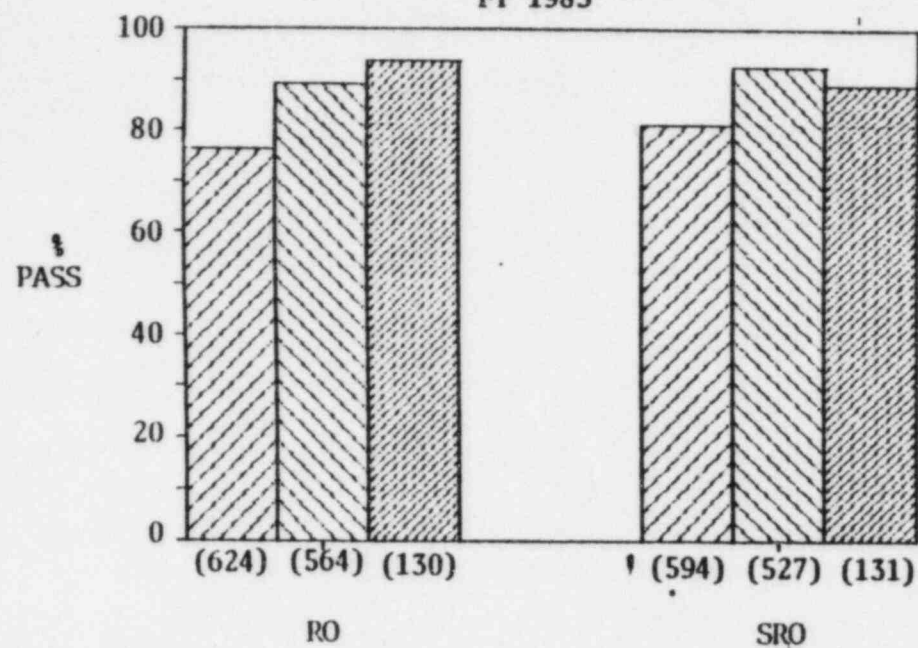
ENCLOSURE 6

EXAM RESULTS

PERCENTAGE PASS VS. EXAM TYPE

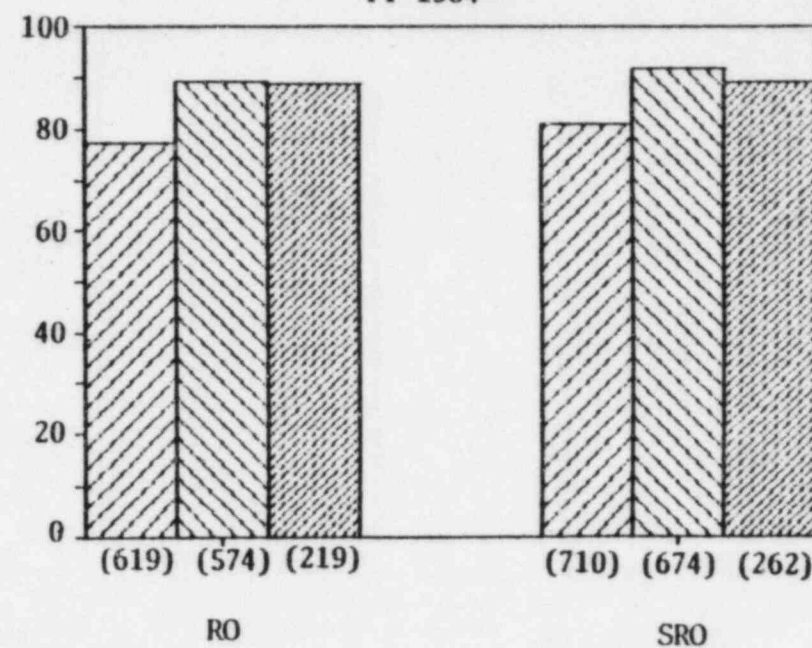
TOTAL (ALL REGIONS)




FY 1983



TOTAL (ALL REGIONS)

FY 1984



 WRITTEN
 ORAL
 SIMULATOR

Numbers in parentheses
indicate total candidates
taking exam.