

# INFORMATION REPORT

May 23, 1984

SECY-84-814

For: The Commissioners

From: William J. Dircks  
Executive Director for Operations

Subject: RESULTS OF OPERATOR LICENSING EXAMINATIONS AND REQUALIFICATION  
EXAMINATIONS FOR SECOND QUARTER FY 1984

Purpose: To inform the Commissioners of examination and licensing  
activities for Reactor Operators and Senior Reactor Operators,  
including requalification examination results.


Discussion: The enclosed tables report licensing action results, including  
issuances, denials or withdrawals and pass/fail rate for each  
NRC licensing examination component. The results are presented  
as a combined total and broken down by region. We have also  
included a graph summarizing the examination results by region  
for this quarter. It shows the percentage pass rate by license  
and exam type and the total number of exams given broken down  
by region. We continue to see variations in the percentages in  
the individual categories of the Regions; however, these  
variations reflect the impact on small sample sizes when one  
test administration results in a large failure rate. We are  
continuing to track trends in examination results by region  
and have not identified statistically significant trends that  
are not explained.

Also included are tables showing the results of the  
requalification examinations given for the second quarter  
FY 1984. All completed requalification examinations  
were evaluated as satisfactory with the exception of Ginna  
(RI) and Trojan (RV). Regions I and V are completing follow-up  
audits and actions prior to final program evaluations. As noted

Contact:  
Don H. Beckham, NRR  
X24868

8507130396 850528  
PDR FOIA  
HUDGINS85-150 PDR

in the last quarterly report, Region III continues to evaluate the Prairie Island requalification program. When the final audit reports are completed, they will be summarized in a future quarterly report.



William J. Dircks  
Executive Director for Operations

Enclosures:

1. Operator Licensing Tracking System Quarterly Status Report (Examination Results and Licensing Actions) - Total (All Regions) for Second Quarter FY 1984.
2. Operator Licensing Tracking System Quarterly Status Report (Examination Results and Licensing Actions) for Regions I through V for Second Quarter FY 1984.
3. Graph of Exam Results - Percentage Pass vs. Exam Type - Second Quarter FY 1984.
4. Requalification Examination Results for Regions I through Region V for Second Quarter FY 1984.

ENCLOSURE 1

R-1236315  
DATE: 05/02/84

OPERATOR LICENSING TRACKING SYSTEM  
ACTIVITY STATUS REPORT  
01/01/84 THROUGH 03/31/84

ENCLOSURE 1  
TOTAL  
(ALL REGIONS)  
2nd Qtr FY 84

EXAMINATION RESULTS

	WRITTEN		ORAL		SIMULATOR		TOTAL TAKEN
	#PASS	#FAIL	#PASS	#FAIL	#PASS	#FAIL	
INITIAL - RO	77	/ 15	79	/ 10	23	/ 1	93
	83.7%	/ 16.3%	88.8%	/ 11.2%	95.8%	/ 4.2%	
SRO	65	/ 8	67	/ 7	23	/ 4	76
	89.0%	/ 11.0%	90.5%	/ 9.5%	85.2%	/ 14.8%	
REAPPLICATIONS - RO	17	/ 2	9	/ 1	1	/ 0	23
	89.5%	/ 10.5%	90.0%	/ 10.0%	100.0%	/ 0.0%	
SRO	14	/ 0	10	/ 2	2	/ 0	21
	100.0%	/ 0.0%	83.3%	/ 16.7%	100.0%	/ 0.0%	
UPGRADE - SRO	25	/ 11	28	/ 3	5	/ 0	36
	69.4%	/ 30.6%	90.3%	/ 9.7%	100.0%	/ 0.0%	
TOTAL - RO	94	/ 17	88	/ 11	24	/ 1	116
	84.7%	/ 15.3%	88.9%	/ 11.1%	96.0%	/ 4.0%	
SRO	104	/ 19	105	/ 12	30	/ 4	133
	84.6%	/ 15.4%	89.7%	/ 10.3%	88.2%	/ 11.8%	

R-1236315  
DATE: 05/02/84

OPERATOR LICENSING TRACKING SYSTEM  
ACTIVITY STATUS REPORT  
01/01/84 THROUGH 03/31/84

TOTAL  
(ALL REGIONS)  
2nd Qtr FY 84

LICENSING ACTIONS

		<u>#ISSUED</u>	<u>#DENIED</u>	<u>#WITHDRAWN</u>
INITIAL -	RO -	122	42	14
	SRO -	109	17	11
	INST CERT -	39	12	6
	LTD SRO -	0	0	0
REAPPLICATIONS -	RO -	15	7	1
	SRO -	26	2	2
	INST CERT -	3	2	0
	LTD SRO -	0	0	0
UPGRADE -	SRO -	32	8	3
TOTAL -	RO -	137	49	15
	SRO -	167	27	16
	INST CERT -	42	14	6
	LTD SRO -	0	0	0
RENEWAL -	RO -	134	1	0
	SRO -	286	0	1
	INST CERT -	0	0	0
	LTD SRO -	0	0	0

ENCLOSURE 2

R-1236315  
DATE: 05/02/84

OPERATOR LICENSING TRACKING SYSTEM  
ACTIVITY STATUS REPORT  
01/01/84 THROUGH 03/31/84

Enclosure 2  
Region I  
2nd Qtr FY 84

EXAMINATION RESULTS

	WRITTEN		ORAL		SIMULATOR		TOTAL TAKEN
	#PASS	#FAIL	#PASS	#FAIL	#PASS	#FAIL	
INITIAL - RO	29	5	28	4	0	0	35
	85.3%	14.7%	87.5%	12.5%	0.0%	0.0%	
SRO	10	2	9	2	0	1	12
	83.3%	16.7%	81.8%	18.2%	0.0%	100.0%	
REAPPLICATIONS - RO	1	0	1	0	0	0	1
	100.0%	0.0%	100.0%	0.0%	0.0%	0.0%	
SRO	0	0	1	0	0	0	1
	0.0%	0.0%	100.0%	0.0%	0.0%	0.0%	
UPGRADE - SRO	6	3	5	1	3	0	9
	66.7%	33.3%	83.3%	16.7%	100.0%	0.0%	
TOTAL - RO	30	5	29	4	0	0	36
	85.7%	14.3%	87.9%	12.1%	0.0%	0.0%	
SRO	16	5	15	3	3	1	22
	76.2%	23.8%	83.3%	16.7%	75.0%	25.0%	

R-1236315  
DATE: 05/02/84

OPERATOR LICENSING TRACKING SYSTEM  
ACTIVITY STATUS REPORT  
01/01/84 THROUGH 03/31/84

Region I  
2nd Qtr FY 84

LICENSING ACTIONS

		<u>#ISSUED</u>	<u>#DENIED</u>	<u>#WITHDRAWN</u>
INITIAL -	RO -	51	11	6
	SRO -	21	4	1
	INST CERT -	4	2	0
	LTD SRO -	0	0	0
REAPPLICATIONS -	RO -	0	1	0
	SRO -	1	0	0
	INST CERT -	0	0	0
	LTD SRO -	0	0	0
UPGRADE -	SRO -	9	5	0
TOTAL -	RO -	51	12	6
	SRO -	31	9	1
	INST CERT -	4	2	0
	LTD SRO -	0	0	0
RENEWAL -	RO -	35	1	0
	SRO -	69	0	1
	INST CERT -	0	0	0
	LTD SRO -	0	0	0



OPERATOR LICENSING TRACKING SYSTEM  
ACTIVITY STATUS REPORT  
01/01/84 THROUGH 03/31/84

Region II  
2nd Qtr FY 84

EXAMINATION RESULTS

	WRITTEN		ORAL		SIMULATOR		TOTAL TAKEN
	#PASS	#FAIL	#PASS	#FAIL	#PASS	#FAIL	
INITIAL - RO	18	4	17	4	11	1	22
	81.8%	18.2%	81.0%	19.0%	91.7%	8.3%	
SR0	17	1	16	2	3	2	19
	94.4%	5.6%	88.9%	11.1%	60.0%	40.0%	
REAPPLICATIONS - RO	0	0	0	0	0	0	0
	0.0%	0.0%	0.0%	0.0%	0.0%	0.0%	
SR0	0	0	0	0	0	0	0
	0.0%	0.0%	0.0%	0.0%	0.0%	0.0%	
UPGRADE - SR0	2	2	3	0	0	0	4
	50.0%	50.0%	100.0%	0.0%	0.0%	0.0%	
TOTAL - RO	18	4	17	4	11	1	22
	81.8%	18.2%	81.0%	19.0%	91.7%	8.3%	
SR0	19	3	19	2	3	2	23
	86.4%	13.6%	90.5%	9.5%	60.0%	40.0%	

R-1236315  
DATE: 05/02/84

OPERATOR LICENSING TRACKING SYSTEM  
ACTIVITY STATUS REPORT  
01/01/84 THROUGH 03/31/84

Region II  
2nd Qtr FY 84

LICENSING ACTIONS

		<u>#ISSUED</u>	<u>#DENIED</u>	<u>#WITHDRAWN</u>
INITIAL -	RO -	27	2	2
	SRO -	21	3	1
	INST CERT -	12	0	1
	LTD SRO -	0	0	0
REAPPLICATIONS -	RO -	3	0	0
	SRO -	0	0	0
	INST CERT -	0	0	0
	LTD SRO -	0	0	0
UPGRADE -	SRO -	9	1	1
TOTAL -	RO -	30	2	2
	SRO -	30	4	2
	INST CERT -	12	0	1
	LTD SRO -	0	0	0
		1		
RENEWAL -	RO -	32	0	0
	SRO -	100	0	0
	INST CERT -	0	0	0
	LTD SRO -	0	0	0

R-1236315  
DATE: 05/02/84

OPERATOR LICENSING TRACKING SYSTEM  
ACTIVITY STATUS REPORT  
01/01/84 THROUGH 03/31/84

Region III  
2nd Qtr FY 84

EXAMINATION RESULTS

	WRITTEN		ORAL		SIMULATOR		TOTAL TAKEN
	<u>NPASS</u>	<u>NFAIL</u>	<u>NPASS</u>	<u>NFAIL</u>	<u>NPASS</u>	<u>NFAIL</u>	
INITIAL - RO	18 /	1	17 /	2	8 /	0	19
	94.7% /	5.3%	89.5% /	10.5%	100.0% /	0.0%	
SRO	29 /	3	31 /	1	20 /	1	32
	90.6% /	9.4%	96.9% /	3.1%	95.2% /	4.8%	
REAPPLICATIONS - RO	7 /	0	4 /	0	1 /	0	8
	100.0% /	0.0%	100.0% /	0.0%	100.0% /	0.0%	
SRO	7 /	0	6 /	1	2 /	0	10
	100.0% /	0.0%	85.7% /	14.3%	100.0% /	0.0%	
UPGRADE - SRO	4 /	2	5 /	0	2 /	0	6
	66.7% /	33.3%	100.0% /	0.0%	100.0% /	0.0%	
TOTAL - RO	25 /	1	21 /	2	9 /	0	27
	96.2% /	3.8%	91.3% /	8.7%	100.0% /	0.0%	
SRO	40 /	5	42 /	2	24 /	1	48
	88.9% /	11.1%	95.5% /	4.5%	96.0% /	4.0%	

R-1236315  
DATE: 05/02/84

OPERATOR LICENSING TRACKING SYSTEM  
ACTIVITY STATUS REPORT  
01/01/84 THROUGH 03/31/84

Region III  
2nd Qtr FY 84

LICENSING ACTIONS

		<u>#ISSUED</u>	<u>#DENIED</u>	<u>#WITHDRAWN</u>
INITIAL -	RO -	27	18	1
	SRO -	44	10	2
	INST CERT -	14	5	4
	LTD SRO -	0	0	0
REAPPLICATIONS -	RO -	10	5	1
	SRO -	20	2	2
	INST CERT -	3	2	0
	LTD SRO -	0	0	0
UPGRADE -	SRO -	12	1	2
TOTAL -	RO -	37	23	2
	SRO -	76	13	6
	INST CERT -	17	7	4
	LTD SRO -	0	0	0
		1		
RENEWAL -	RO -	41	0	0
	SRO -	53	0	0
	INST CERT -	0	0	0
	LTD SRO -	0	0	0

OPERATOR LICENSING TRACKING SYSTEM  
ACTIVITY STATUS REPORT  
01/01/84 THROUGH 03/31/84

Region IV  
2nd Qtr FY 84

EXAMINATION RESULTS

		WRITTEN		ORAL		SIMULATOR		TOTAL TAKEN
		PASS	FAIL	PASS	FAIL	PASS	FAIL	
INITIAL	RO	11	4	14	1	0	0	15
		77.5% / 26.7%		93.3% / 6.7%		0.0% / 0.0%		
SR0		5	3	7	3	0	0	10
		62.5% / 37.5%		70.0% / 30.0%		0.0% / 0.0%		
REAPPLICATIONS	RO	9	1	4	1	0	0	13
		90.0% / 10.0%		80.0% / 20.0%		0.0% / 0.0%		
SR0		2	0	3	0	0	0	5
		100.0% / 0.0%		100.0% / 0.0%		0.0% / 0.0%		
UPGRADE	SR0	13	7	17	3	0	0	20
		65.0% / 35.0%		85.0% / 15.0%		0.0% / 0.0%		
TOTAL	RO	20	5	10	2	4	0	28
		80.0% / 20.0%		90.0% / 10.0%		0.0% / 0.0%		
SR0		20	10	27	6	0	0	35
		66.7% / 33.3%		81.8% / 18.2%		0.0% / 0.0%		

R-1236315  
DATE: 05/02/84

OPERATOR LICENSING TRACKING SYSTEM  
ACTIVITY STATUS REPORT  
01/01/84 THROUGH 03/31/84

Region IV  
2nd Qtr FY 84

LICENSING ACTIONS

		<u>#ISSUED</u>	<u>#DENIED</u>	<u>#WITHDRAWN</u>
INITIAL -	RO -	5	0	5
	SRO -	7	0	3
	INST CERT -	2	1	0
	LTD SRO -	0	0	0
REAPPLICATIONS -	RO -	2	1	0
	SRO -	4	0	0
	INST CERT -	0	0	0
	LTD SRO -	0	0	0
UPGRADE -	SRO -	0	1	0
TOTAL -	RO -	7	1	5
	SRO -	11	1	3
	INST CERT -	2	1	0
	LTD SRO -	0	0	0
RENEWAL -	RO -	7	0	0
	SRO -	20	0	0
	INST CERT -	0	0	0
	LTD SRO -	0	0	0

OPERATOR LICENSING TRACKING SYSTEM  
ACTIVITY STATUS REPORT  
01/01/84 THROUGH 03/31/84

Region V  
2nd Qtr FY 84

EXAMINATION RESULTS

	WRITTEN		ORAL		SIMULATOR		TOTAL TAKEN
	<u>BPASS</u>	<u>#FAIL</u>	<u>BPASS</u>	<u>#FAIL</u>	<u>BPASS</u>	<u>#FAIL</u>	
INITIAL - RO	1	3	4	0	4	0	4
	25.0%	75.0%	100.0%	0.0%	100.0%	0.0%	
SR0	4	0	4	0	0	0	4
	100.0%	0.0%	100.0%	0.0%	0.0%	0.0%	
REAPPLICATIONS - RO	0	1	0	0	0	0	1
	0.0%	100.0%	0.0%	0.0%	0.0%	0.0%	
SR0	5	0	0	1	0	0	5
	100.0%	0.0%	0.0%	100.0%	0.0%	0.0%	
UPGRADE - SR0	0	0	0	0	0	0	0
	0.0%	0.0%	0.0%	0.0%	0.0%	0.0%	
TOTAL - RO	1	4	4	0	4	0	5
	20.0%	80.0%	100.0%	0.0%	100.0%	0.0%	
SR0	9	0	4	1	0	0	9
	100.0%	0.0%	80.0%	20.0%	0.0%	0.0%	

2-1236315  
DATE: 05/02/84

OPERATOR LICENSING TRACKING SYSTEM  
ACTIVITY STATUS REPORT  
01/01/84 THROUGH 03/31/84

Region V  
2nd Qtr FY 84

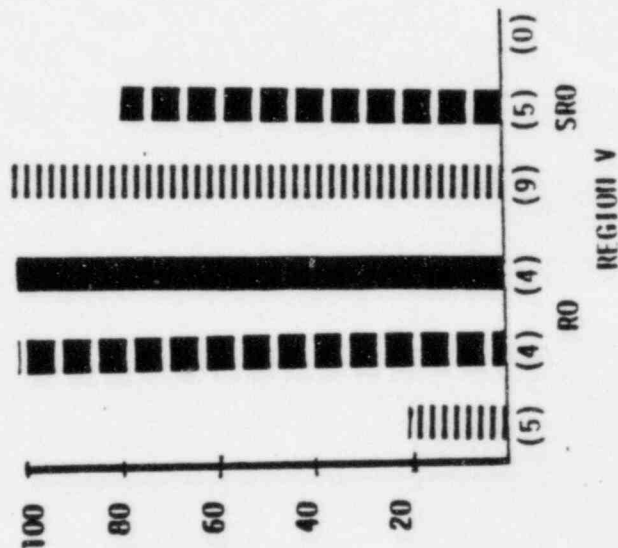
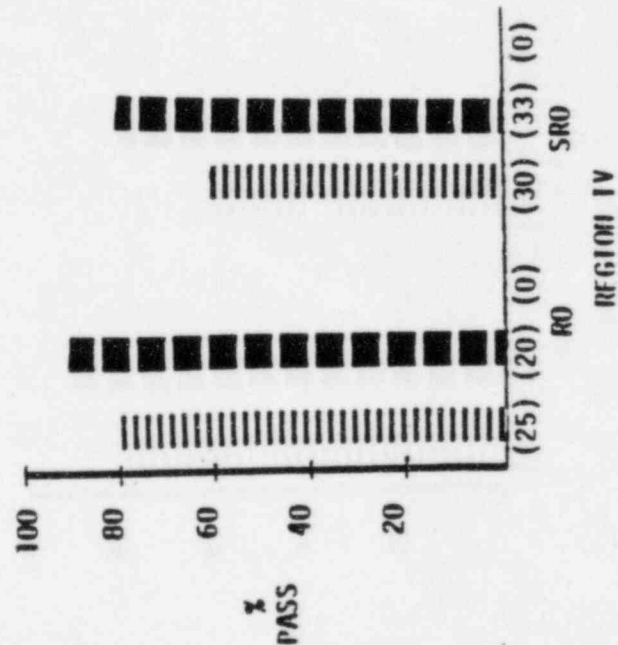
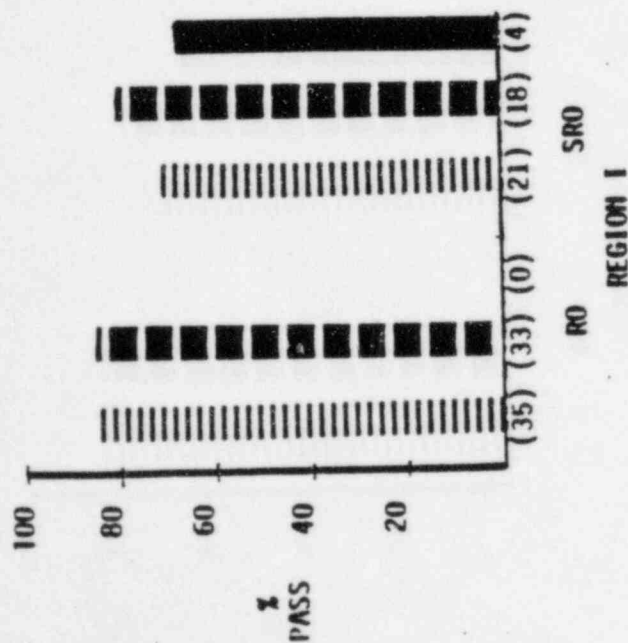
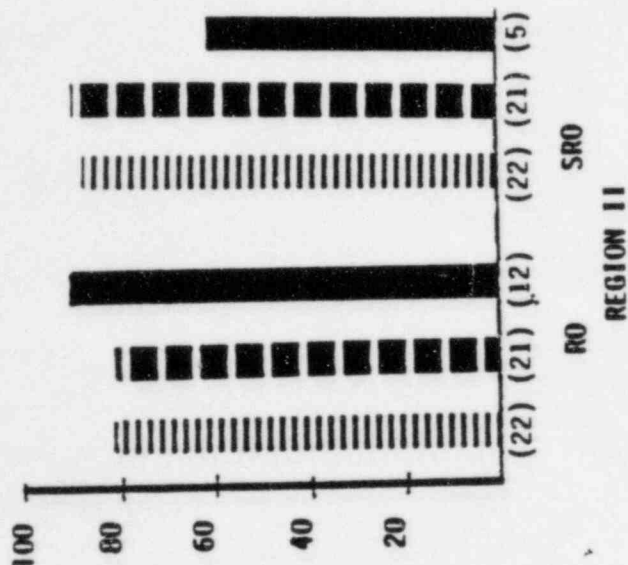
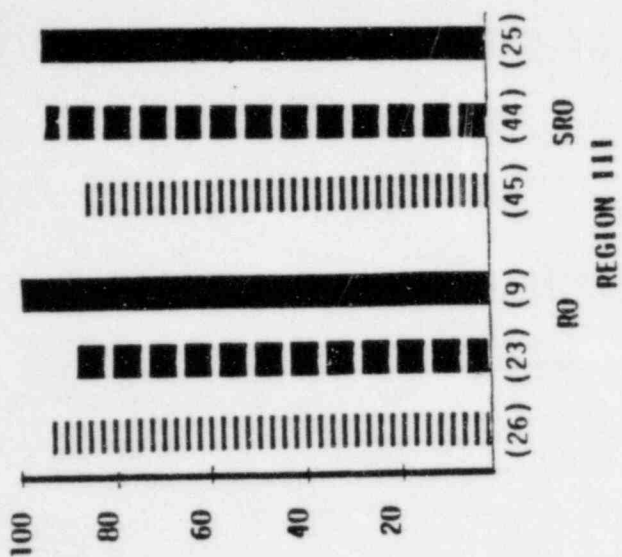
LICENSING ACTIONS

		<u>#ISSUED</u>	<u>#DENIED</u>	<u>#WITHDRAWN</u>
INITIAL -	RO -	12	11	0
	SRO -	16	0	4
	INST CERT -	3	0	1
	LTD SRO -	0	0	0
REAPPLICATIONS -	RO -	0	0	0
	SRO -	1	0	0
	INST CERT -	0	0	0
	LTD SRO -	0	0	0
UPGRADE -	SRO -	1	0	0
TOTAL -	RO -	12	11	0
	SRO -	18	0	4
	INST CERT -	3	0	1
	LTD SRO -	0	0	0
		4		
RENEWAL -	RO -	19	0	0
	SRO -	44	0	0
	INST CERT -	0	0	0
	LTD SRO -	0	0	0



ENCLOSURE 3

EXAM RESULTS  
PERCENTAGE PASS VS. EXAM TYPE  
SECOND QUARTER FY 1984



WRITTEN  
ORAL  
SIMULATOR

Numbers in parentheses indicate total candidates taking exam.

ENCLOSURE 4

REQUALIFICATION EXAMINATIONS

Second Quarter FY 1984

Region I

<u>Facility</u>	<u>Results</u>
Ginna	Unsatisfactory. Utility has implemented a program to upgrade their requalification program. Region I is following this closely and will report the results when the requalification program is completed.
TMI-1	Satisfactory. This was an operational readiness evaluation conducted by Region I.

# REQUALIFICATION EXAMINATIONS

Second Quarter FY 1984

Region II

<u>Facility</u>	<u>Results</u>
Browns Ferry	Satisfactory. Gave total of fifteen RO and SRO NRC written examinations. Eleven passed. Also gave in-plant oral exams to six additional people. All six passed.
Summer	<p>Satisfactory. Substituted two categories on written exam for seventeen SRO's and five RO's. All but three SROs passed. Gave oral exams to nine of those people and all passed.</p> <p>The three NRC failures were also identified as failures by facility grading.</p>
Turkey Point	Satisfactory. This was an audit of utility grading.

REQUALIFICATION EXAMINATIONS

Second Quarter FY 1984

Region III

<u>Facility</u>	<u>Results</u>
Big Rock	Still in progress. Results will be reported next quarter.
Dresden	Still in progress. Results will be reported next quarter.
Kewaunee	Satisfactory. Completed audit of utility graded exam. Region III will participate in requalification written exam in May. These results will be reported next quarter.
Prairie Island	Still in progress. Due to the marginal results of the requalification programs last quarter, Region III will participate in next requalification examination.

REQUALIFICATION EXAMINATIONS

Second Quarter FY 1984

Region IV

Facility

Results

No exams given.

REQUALIFICATION EXAMINATIONS

Second Quarter FY 1984

Region V

Facility

Results

Trojan.

Marginal. Utility is submitting corrective action program to Region V for their review. Results of this review will be reported next quarter.



DO NOT REMOVE THIS PAGE!!!!

DW/RESULTS OF EXAMS/OL's