



LONG
ISLAND
POWER
AUTHORITY

Shoreham Decommissioning Project

Termination Survey Plan

Revision 0

Prepared by
Termination Survey Section
Radiological Controls Division
Operations and Maintenance Department

Shoreham Nuclear Power Station

October, 1992

9302250086 930222
PDR ADOCK 05000322
W PDR

Effective

Date: 11/20/92

LONG ISLAND POWER AUTHORITY

SHOREHAM DECOMMISSIONING PROJECT
TERMINATION SURVEY PLAN



Reviewed by:

10/22/92

Signature
LIPA Site Review Committee



Date

Approved by:

10/22/92

Leslie M. Hill
LIPA SNPS Resident Manager

Date



Preface

This document describes the methods used by the Long Island Power Authority (LIPA) to demonstrate that radiation and radioactive contamination levels of the Shoreham Nuclear Power Station have been reduced to levels below criteria established for release for unrestricted use. It supplements and updates the description of the proposed final radiation survey presented in the Shoreham Decommissioning Plan (LIPA90).

This Plan describes the technical methods to be used and provides guidance for planning and design of the Termination Survey. It is prepared and controlled under the LIPA Nuclear Management Control Manual, Termination Survey Program Description (LIPA92).¹ The methods described are derived from regulatory guidance, specifically Regulatory Guide 1.86 (USAEC74) and draft NUREG/CR-5849, (BE92); and from recent U.S. reactor facility decommissioning experience (Pathfinder, Saxton, Shippingport, UC Berkeley), taking into account conditions at the Shoreham facility.

¹ This Plan is a companion document to the Shoreham Decommissioning Project Termination Survey Program Description (LIPA92). The Program Description describes the organization and management responsibilities for the Termination Survey Program.

SHOREHAM DECOMMISSIONING PROJECT
TERMINATION SURVEY PLANTable of Contents

| <u>Section</u> | <u>Title</u> | <u>Page No.</u> |
|----------------|-----------------------------------|-----------------|
| 1.0 | Historical Background Information | 1 - 1 |
| 2.0 | Site Information | 2 - 1 |
| 3.0 | Termination Survey Overview | 3 - 1 |
| 4.0 | Survey Plan and Procedures | 4 - 1 |
| 5.0 | Data Interpretation | 5 - 1 |
| 6.0 | Report | 6 - 1 |
| 7.0 | References | 7 - 1 |
| 8.0 | Glossary | 8 - 1 |

Appendices:

| | | |
|----|--------------------------|-------|
| A. | Survey Design Guidelines | A - 1 |
|----|--------------------------|-------|

List of Tables

| <u>Number</u> | <u>Title</u> | <u>Page No.</u> |
|---------------|---|-----------------|
| 2.1 | Shoreham Termination Survey Classification Summary | 2 - 3 |
| 3.1 | Acceptable Surface Contamination Levels | 3 - 1 |
| 4.1 | Termination Survey Instrument Summary | 4 - 3 |
| 4.2 | Detector Sensitivities | 4 - 4 |
| 6.1 | Termination Survey Detail Data Report - Structures | 6 - 3 |

List of Figures

| <u>Number</u> | <u>Title</u> | <u>Page No.</u> |
|---------------|--|-----------------|
| 2.1 | Shoreham Site (Partial) Showing Termination Survey Area | 2 - 4 |
| 4.1 | View of Structural Survey Unit Showing Grid Placement | 4 - 12 |
| 4.2 | Shoreham Decommissioning Termination Survey Grid Map | 4 - 13 |

1.0 Historical Background Information

The Shoreham Nuclear Power Station (SNPS) consists of a boiling water reactor (BWR) nuclear steam supply system (NSSS) and a turbine generator both furnished by General Electric Company. The balance of the plant was designed by Stone & Webster Engineering Corporation. The plant was designed to provide a gross electrical output of 849 Megawatts (LILCO90).

The SNPS achieved initial criticality in February 1985 following receipt of the initial operating license from the Nuclear Regulatory Commission (NRC). A license to operate at power levels not to exceed 5% of full power was granted and low power testing commenced in July 1985. The plant was operated intermittently at power levels not exceeding 5% of full power until the final critical operation in January 1989. This operating history corresponds to 2.03 effective full power days (EFPD) of average fuel exposure (LIPA90).

Pursuant to the 1989 agreement among The Long Island Lighting Company (LILCO), the State of New York and the Long Island Power Authority (LIPA), power generating operations at the Shoreham Nuclear Power Station (SNPS) were terminated. The irradiated fuel was removed from the reactor vessel in August 1989 and placed in the spent fuel pool.

The DECON alternative was selected for decommissioning SNPS and an order approving the LIPA Decommissioning Plan was issued by the US Nuclear Regulatory Commission (NRC) in June, 1992 (USNRC92). The objective of the approved DECON alternative is to decontaminate the SNPS facility and site and release them for unrestricted use. To accomplish this, radioactive portions of the reactor pressure vessel and pressure vessel internals will be disassembled, segmented and removed. Contaminated and/or activated portions of plant piping systems and equipment will be decontaminated or removed as described in the LIPA Decommissioning Plan (LIPA90).

2.0 Site Information

2.1 Site Description

The Shoreham Nuclear Power Station site is located in the Town of Brookhaven, Suffolk County, New York on the north shore of Long Island. The site is approximately 50 miles east of the confluence of the East River and Long Island Sound which is near La Guardia Airport.

The developed portion of the site comprises 80 acres, and is located within a larger parcel of 499 acres owned by the Long Island Lighting Company (LILCO).¹ The 499 acre parcel is bounded on the north by Long Island Sound and on the east by the Wading River Marshland. It is bounded on the west by a parcel of approximately 429 acres known as the Shoreham West property, also owned by LILCO, and on the south by highway Route 25A. The 499 acre SNPS site property is divided across its midsection in the east-west direction by North Country Road which branches off Route 25A about three miles west of the site and rejoins 25A about three miles east of the site. North Country Road is about 1,500 ft. south of the Reactor Building at its closest point to the developed area of the site. Figure 2.1 shows the SNPS site plan and the location of major buildings on the developed portion of the site.

The site elevation varies from sea level at Long Island sound (the northern boundary of the site) to elevation 200 feet midway between North Country Road and the southern border of the site. Except for the developed area, the site is wooded with wetlands along the east and west boundaries extending as much as 1,300 feet inland from the Sound. The developed portion of the site is fairly level with the exception of several graded slopes, the largest of which is a terraced slope about 30 feet in height which traverses the site in an east-west direction immediately to the south of the Reactor Building. The ground surface covering in the developed area is mostly gravel with smaller portions devoted to lawn and paved areas (sidewalks, loading areas and roadways). The site soil cover in unpaved or undisturbed areas is a mixture of sand and glacial till (gravel). Vegetation cover in undisturbed areas is a mixture of grass and weeds with a few shrubs and small trees.

2.2 Site Conditions for Termination Survey

The Shoreham Facility will be largely left intact following Decommissioning. Dismantlement of structures will be confined to small portions of the Reactor, Radwaste and Turbine Buildings. Removal will be for purposes of removing contaminated structures and to provide paths for removal of contaminated piping and equipment. As

¹ Under the Asset Transfer Agreement, approximately 11 acres of the site which include the power block, adjacent office and support buildings and connecting roadways have been transferred to LIPA for conduct of the decommissioning (LIPA90).

described in the LIPA Decommissioning Plan (LIPA90), all radioactive piping and equipment will be dismantled and removed from the facility and disposed of as radioactive waste at a licensed radioactive waste disposal facility. This includes reactor vessel internals and major portions of 14 plant systems. It is estimated that greater than 75 percent of the piping and equipment on site during the time of reactor operation will remain after Decommissioning is complete.

2.3 Site Areas Covered - Scope of Survey

The Shoreham facility and environs have been evaluated to identify the areas to be covered in the Termination Survey. The Termination Survey focuses on the area within the Secured Area fence as shown in Figure 2.1. The area, (approximately 20 acres), contains the Reactor, Radwaste and Turbine buildings, and other buildings, facilities, and grounds within the Secured Area fence. The Secured Area is described in the Shoreham Nuclear Power Station Updated Safety Analysis Report (LILCO90). The area within the Secured Area fence coincides with the Restricted Area defined in Shoreham radiological control procedures as the area where access has been controlled and radioactive materials controlled for purposes of protection of individuals from exposure to radiation. Following completion of Shoreham Decommissioning and removal of the irradiated fuel from the site, areas outside the Restricted Area may be added to the Survey if used for temporary storage or handling of irradiated fuel or other radioactive materials.

Major attention in the Termination Survey is given to the areas most affected by reactor operations and by decommissioning activities. The area covered by the Termination Survey has been divided into approximately 525 individual "survey units" for management of the Survey. Each survey unit is classified as "affected" or "unaffected" for survey implementation.² Affected areas are largely confined to the Reactor and Radwaste buildings, and portions of the Turbine building. Table 2.1, Shoreham Termination Survey Classification Summary, summarizes the breakdown of the facility into affected and unaffected areas.


The environs of the facility beyond the area of the site encompassed by the Termination Survey have been demonstrated to be free of detectable radioactivity from Shoreham operations. This is well documented by the Shoreham Radiological Environmental Monitoring Program (REMP). The REMP will be continued through Shoreham decommissioning to ensure that any contamination of the site environs which could occur as a result of decommissioning activities is detailed.

² An "affected" area as defined in draft NUREG/CR-5849 (BE92) and used in this Plan is a designation used to indicate that an area (survey unit) has a potential for containing residual radioactive contamination. An "unaffected" area is one which is not expected to contain residual radioactivity based upon the operating history and previous radiological surveys (see Glossary).

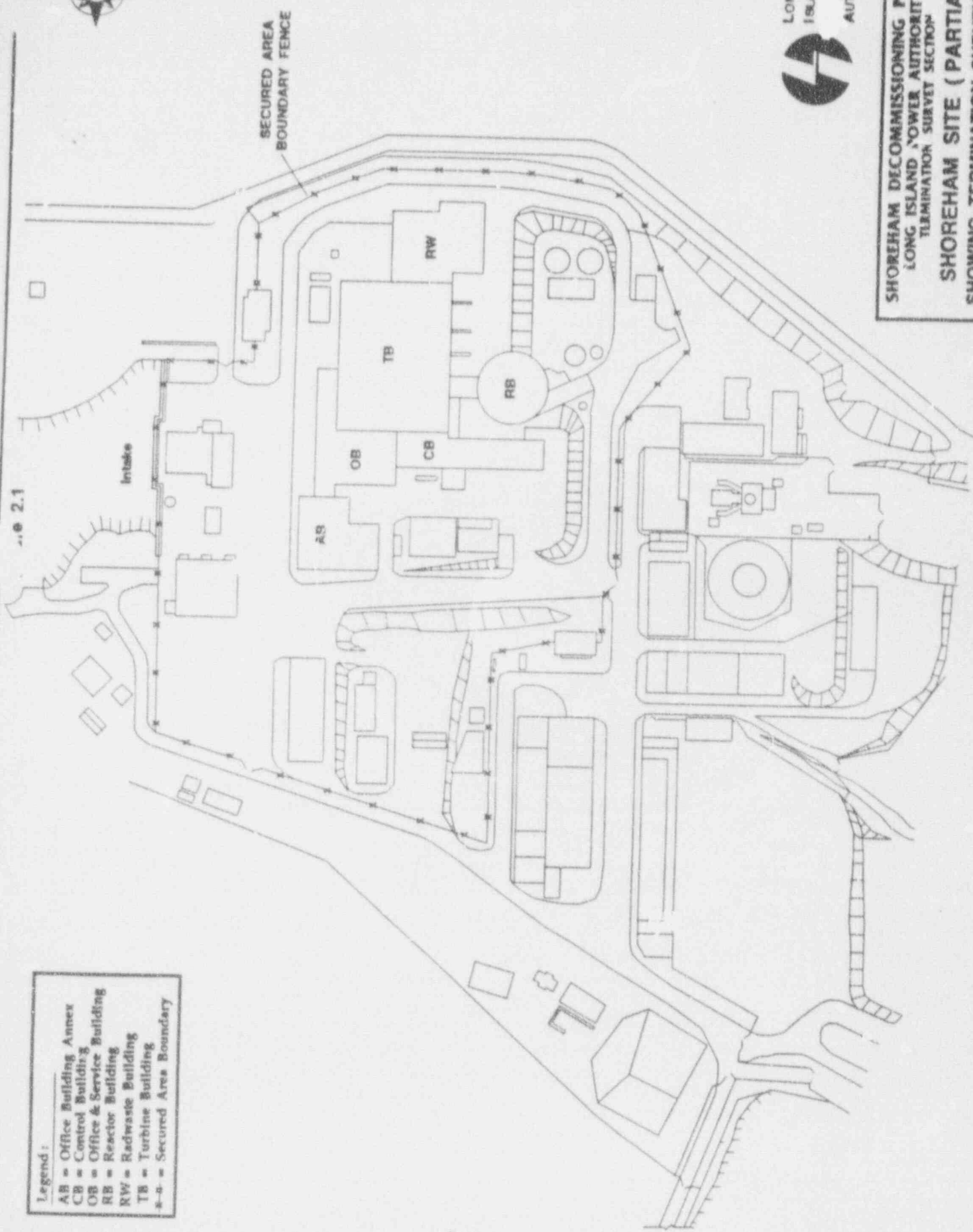
Table 2.1

Shoreham Termination Survey Classification Summary

| DESCRIPTION | CODE | Total No. of Survey Units | No. of Affected Survey Units | No. of Unaffected Survey Units |
|----------------------|------|------------------------------|---------------------------------|-----------------------------------|
| <u>STRUCTURES</u> | | | | |
| Reactor Bldg. | RB | 110 | 110 | |
| Drywell | PC | 22 | 22 | |
| Suppression Pool | SP | 13 | 13 | |
| Turbine Bldg. | TB | 114 | 10 | 104 |
| Radwaste Bldg | RW | 77 | 77 | |
| Control Bldg | CB | 9 | | 9 |
| O & S Bldg | OB | 12 | | 12 |
| O & S Bldg Annex | AB | 21 | | 21 |
| Other Site Bldgs | OS | 25 | 1 | 24 |
| Structure Totals | | 527 | 233 | 170 |
| <u>OUTSIDE AREAS</u> | | | | |
| Site Grounds | SG | 10 | | 10 |
| Structure Exteriors | SE | 32 | | 32 |
| Outside Area Totals | | 42 | | 42 |
| <u>PLANT SYSTEMS</u> | SU | 82 | 38 | 44 |
| TOTALS | | 527 | 271 | 256 |



SHOREHAM DECOMMISSIONING PROJECT
LONG ISLAND POWER AUTHORITY
TERMINATION SURVEY SECTION
SHOREHAM SITE (PARTIAL)
SHOWING TERMINATION SURVEY AREA



- Legend:
- AB = Office Building Annex
 - CB = Control Building
 - OB = Office & Service Building
 - RB = Reactor Building
 - RW = Radwaste Building
 - TB = Turbine Building
 - x- = Secured Area Boundary

3.0 Termination Survey Overview

3.1 Survey Objectives

The Termination Survey is designed to demonstrate that licensed radioactive materials have been removed such that residual levels of radioactive contamination are below applicable Regulatory Guide 1.86 limits (USAEC74). These are shown below in Table 3.1, Acceptable Surface Contamination Levels. Radiation detection instrumentation requirements for the Survey are based upon the conclusion that the controlling radioactive species in determining compliance with Regulatory Guide 1.86 release limits are activation products dominated by Co-60. These are beta-gamma emitters as defined in Regulatory Guide 1.86 (USAEC74), hence the limits for beta-gamma emitters shown in Table 3.1, below, apply.

The applicable release limits for alpha emitters are also shown in Table 3.1. These are for Natural Uranium, U-235, U-238 and associated decay products. Though none has been detected in plant contamination deposits, the presence of the irradiated fuel in the facility provides a potential source of alpha contamination. Instruments and methods are being incorporated into the survey which are adequate to measure alpha surface activity at levels below the limits in Table 3.1.

Table 3.1

Acceptable Surface Contamination Levels
(dpm per 100 cm²)

| <u>Activity</u> | <u>Fixed Plus Removable</u> | | <u>Removable</u> |
|-----------------|-----------------------------|----------------|------------------|
| | <u>Average</u> | <u>Maximum</u> | |
| Beta-Gamma | 5,000 | 15,000 | 1,000 |
| Alpha | 5,000 | 15,000 | 1,000 |

In addition, to the limits shown in Table 3.1, the gamma exposure rate at one meter from accessible surfaces in the facility buildings and outdoor areas shall not exceed 5 μ R/hr above background, measured at one meter from surfaces, (LIPA90).

3.2 Identity of Contaminants

The Shoreham Characterization Study (LILCO90a) reported a total facility radioactivity inventory due to Shoreham operations of about 600 Curies (Ci), (not including the irradiated fuel and control blades). All but a very small fraction (less than one Ci) of this inventory is contained in activated materials of the Reactor Pressure Vessel and Vessel Internals which will be removed from the site. The calculated radioactivity composition of the activated components (as of July, 1990) is: Fe-55, 69%; Co-60, 28%; and Ni-63, 2%. Very minor amounts of other species are

calculated to be present, including: H-3, C-14, and Ni-59 (LILCO90a). Laboratory analysis of activated Reactor Pressure Vessel and Pressure Vessel internals samples indicates the presence of low levels of Mn-54, Zn-65, and Ni-63, in addition to Co-60. Analysis of bioshield wall samples show low levels of Co-60, Mn-54 and Eu-152 (TU92).

Detectable radionuclides in surface corrosion deposits are confined to a small number of radionuclides. An analysis of piping system corrosion products shows that these are comprised largely of Co-60 and Fe-55, with an average Fe-55:Co-60 ratio of approximately 0.2 (0.21 +/- 0.13)(TU92). Laboratory analysis of plant corrosion product deposits has not identified the presence of reactor-produced alpha emitters above lower limits of detection.

3.3 Organization and Responsibilities

An organization, identified as the Termination Survey Section of the Radiological Controls Division, has been created within the LIPA - Shoreham Decommissioning Project organization for planning and implementation of the Termination Survey. The organization and responsibilities of the Termination Survey Section and the interfaces and responsibilities for all other elements of the Decommissioning Project Organization for the Termination Survey are described in the Termination Survey Program Description (LIPA92).

3.4 Training

3.4.1 Technician Qualification

A job qualification category for Termination Survey technicians will be established under the existing Shoreham Station "Health Physics Technician Selection, Training and Qualification Program" procedure. The training and qualification acceptance criteria from this procedure will be adopted. The training will include classroom and functional job performance training on Termination Survey procedures and specialized instrumentation. The training and qualification process for individual technicians will require from three to five days to complete. Termination Survey technicians will generally be selected from the pool of technicians who have previously been qualified to perform HP responsibilities on the Shoreham Decommissioning Project.

3.4.2 Classroom Training

Classroom training includes: an overview of the Termination Survey Program, instrumentation, and procedures. The overview will cover Termination Survey objectives, survey methods, the role and responsibilities of Termination Survey technicians, the importance of personnel safety, Termination Survey Quality Assurance, the Termination Survey Plan and program implementation.

3.4.3 Functional Training

Functional training will involve hands-on performance of principal HP technician Termination Survey tasks. A survey of a typical Survey Unit will be performed by each technician under the surveillance of a qualified instructor.

3.5 Laboratory Services

Laboratory radioanalytical services of the Shoreham Nuclear Power Station Radiochemistry Section, Radiological Controls Division will be used in support of the Termination Survey. The on-site capabilities include gamma spectroscopy (GeLi) of filters, smears and bulk samples; liquid scintillation; and gas proportional counting. The Radiochemistry Section operates under an approved QA program and procedures. A contract is in place with a qualified vendor for specialized radiological analysis of samples on an as-needed basis. Vendors are selected in accordance with the requirements of the LIPA QA Manual, Appendix N (LIPA92a).

3.6 General Survey Plan

The Termination Survey is implemented at the individual survey unit level. Three categories or types of survey units have been established: 1) structures, which include building interiors, 2) plant systems and 3) outdoor areas. These categories combine survey units into groups with similar physical characteristics. The Survey is planned for measurements to be taken for each survey unit independently. The measurement intensity of each survey unit is based upon its classification as affected or unaffected.

Due to the large scope of the Termination Survey and the requirement that some survey activities be conducted in parallel with decommissioning work, a systematic approach is necessary. Further, it is essential that key interfaces between survey activities and other decommissioning work activities be identified.

The Termination Survey planning and implementation process for each survey unit involves the following steps: 1) initial classification; 2) history file preparation and classification review; 3) turnover for Termination Survey; 4) walkdown; 5) survey design; 6) preparation of modification packages (primarily for plant systems surveys); 7) preparation of work requests and scheduling; 8) preparation of final survey instructions; 9) physical support activities such as erection of scaffolding, system tagout and system breaches for system surveys; 10) performance of the survey; and 11) post survey restoration and control of surveyed areas (isolation of systems after survey completion). These are described in the following paragraphs.

3.6.1 Initial Classification

The initial classification of the facility into "affected" and "unaffected" areas provides an overall planning basis for the Termination Survey. It was

conducted using results from the Shoreham Site Characterization Program (LILCO90a) and the recommendations of experienced Shoreham personnel using the classification criteria contained in Appendix A, Survey Design Guidelines. The classification status of all survey units is maintained in the Termination Survey Classification Description, which is controlled by a procedure of the same title.

3.6.2 History File Preparation

The history file is a compilation, in a standardized format, which summarizes the operational and radiological history of each survey unit included in the Termination Survey. Preparation of the history file involves review of the system description, plant operating records, the Shoreham Characterization Report (LILCO90a), radiological surveys and other relevant information. Specific operating history which could affect the radiological status is sought in this review. The purpose of this process is to provide a substantive basis for the survey unit classification, and hence the level of intensity of the Termination Survey.

The history file contains a summary description of the survey unit. For system history files, it identifies the interfacing piping systems and summarizes relevant operational data. Relevant operational data includes operating lineups to radioactive systems, and other events which could affect the radiological status. Similarly, for structures and outdoor areas, the radiation use history (if any) is summarized.

Possible outcomes of the review are: the initial classification is verified, or it is modified to reflect the more thorough evaluation. Additionally, the review may suggest specific areas of a structure or components of a system which should be highlighted in the final survey. The review and conclusions are documented in a checklist. The history file also identifies the sources of information used. It may contain summaries, excerpts or complete documents which are useful for survey design. The system history file and its preparation are described in a Termination Survey procedure.

3.6.3 Turnover for Termination Survey

Prior to acceptance of a survey unit (structure, system or outdoor area) for the Termination Survey, a number of conditions must be satisfied. Decommissioning activities are completed, all tools are removed, housekeeping and area cleanup is completed, decontamination of affected structural areas and system residual components is completed and verified by operational radiological surveys, and scaffolding needed to be left in place for Termination Survey is identified. Radiological surveys verifying the status of the area, if a structure, and remaining system components, if a system, are provided to the Termination Survey Section. Turnover and control of systems,

structures and outside areas is controlled by a Termination Survey procedure.

3.6.4 Walkdown

The walkdown is a key activity in the preparation of the survey design. For systems, it includes review of system flow diagrams and piping drawings, and physical walkdown of the system. Structures and outdoor areas are also physically walked down. A principal objective is to assess the physical scope of the survey unit and to identify potential breakdown into subunits. Special access needs are identified. Potential support requirements for conduct of surveys are identified, such as scaffolding, component disassembly, interference removal, engineering modifications, electrical tagout and system alignment to provide access for surveys. Safety concerns, such as access to confined spaces, high walls, and ceilings, are identified and resolved. It is noted that for survey units involved with decommissioning activities, the walkdown is best completed when the final configuration is known, usually near or after the completion of decommissioning work. Early information is available through Decommissioning work packages and material takeoff lists and drawings.

3.6.5 Survey Design

The survey design results in the identification of the locations (grid blocks, system components) to be surveyed and the type of radiological measurement or sample to be collected at each location. The design is based upon the guidelines in Appendix A. The design of the survey for individual survey units is prepared in accordance with a Termination Survey procedure.

3.6.6 Engineering

Once the survey design is prepared, engineering review and support requirements are developed. In the rare instances where engineering modifications are required for surveys, the modification packages are prepared and the design review implemented through approved engineering procedures.

3.6.7 Work Planning and Scheduling

Upon completion of any required engineering review, the physical modifications are specified. Field work is implemented via the Maintenance Work Request (MWR) process. The MWRs identify all components which require opening, identify all modifications, indicate restoration requirements and indicate whether a system is to be isolated or returned to service. The MWR process is also used to initiate support work and tagouts necessary for surveys of structural and outdoor survey units. The survey unit support work is then placed upon the Project work schedule for performance.

3.6.8 Survey Instructions

The survey instructions are provided to the Lead HP technician assigned responsibility for the specified survey unit. They specify the number and type of radiological measurements to be taken at each location or component identified in the survey design. The instructions identify smear samples and other samples to be collected. The survey instructions identify those survey points (components or other specified locations) where QC verification surveys are required. The survey instructions are prepared by the designated Termination Survey Radiological Engineer in accordance with a Termination Survey procedure.

3.6.9 Field Support

The MWR identifies each component or survey location requiring support work and tagouts. In cases where special surveys are required such as components, embedded piping, or large tanks which are classified as affected, other preparation work may be required. This may include gridding of large tanks once access is provided and safety precautions have been satisfied.

3.6.10 Survey Measurements

Termination Survey measurements are conducted in accordance with Termination Survey procedures and the specific survey instructions for the survey unit. The measurements include surface scans, direct measurements of surface contamination, smear samples for removable surface contamination and gamma exposure rate measurements. The measurements are discussed in Section 4.0. Prior to conducting the survey, a walkdown is conducted by the cognizant Termination Survey Radiological Engineer and the Lead HP technician to verify the survey locations and the details of the instructions.

3.6.11 Restoration and Isolation

a. Systems

After survey measurements have been taken, reviewed and approved, and QC verification survey measurements have been completed in system survey units, the system is restored and components are replaced as specified in the MWR. If indicated in the MWR, the system is isolated to protect against recontamination. Isolation and control of plant systems after Termination Survey is performed under a specific approved procedure.

It is noted that many plant support and service systems will be returned to service after completion of Termination Survey

measurements. Examples are: compressed air, heating and cooling, ventilation and fire protection. When a system is required to remain in service, administrative controls will be used to minimize the possibility of system contamination. These include, but are not limited to, surveillance activities to ensure that the system is not aligned or operated in a manner which could compromise Termination Survey results.

b. Structures and Outdoor Areas

After measurements are completed in structures and outdoor areas, each area is posted and access is controlled to prevent or minimize possible contamination. This is controlled by an approved station procedure.

3.7 Quality Assurance

3.7.1 General Provisions

As indicated in the LIPA Decommissioning Plan and in the Termination Survey Program, quality assurance for the Termination Survey is subject to the provisions of the Decommissioning Program Quality Assurance Manual (LIPA92a). In addition, the Termination Survey Program itself has established quality control measures as an integral part of the program. Principal measures established to meet quality objectives are:

a. Selection and Training of Personnel

Qualification requirements and responsibilities are established for key personnel performing Termination Survey tasks. A technician training and qualification program has been established which includes classroom training and job-functional training. Training and qualification records are maintained on all technicians selected for the Termination Survey.

b. Instrumentation Selection, Calibration and Operation

An evaluation and testing program was conducted to select radiation detection instrumentation for the Survey. Instrument calibration is performed either under approved SNPS calibration procedures using calibration sources traceable to the National Institute of Standards and Technology (NIST), or by qualified vendors with the results traceable to NIST. Measurements are performed using approved written procedures for each instrument. Control of instruments is established by an instrument control procedure.

c. Survey Documentation

Each Termination Survey measurement is identified by date, instrument, technician, location, type of measurement, and mode of instrument operation.

d. Quality Control - Verification

Replicate measurements are performed independently on a selected sample of survey measurements on an ongoing basis.

e. Written Procedures

All Termination Survey tasks which are essential to survey data quality are controlled by procedures reviewed by the LIPA Site Review Committee.

f. Mockup of Procedures and Processes

Dry runs and mockups are performed to test principal procedures and methods prior to implementation in the field.

g. Chain of Custody

Written procedures establish responsibility for custody of samples and survey data between the point of measurement or collection until final results are obtained.

h. Records Management

Generation, handling and storage of Termination Survey design and data packages is controlled by an approved procedure.

i. Data Management Software

Computer programs generated for processing of Survey measurement data shall be tested and verified.

j. Independent Review of Survey Results

The release record of each survey unit is given independent review prior to acceptance for final management approval.

k. Control of Surveyed Areas and Systems

Administrative, (i.e., procedural) and physical controls are established

on areas and systems to minimize the possibility of contamination subsequent to the survey.

1. Control of Vendor Supplied Services

Essential services, such as instrument calibration and laboratory sample analysis, will be procured only from qualified vendors, in accordance with an approved procedure whose internal QA programs are subject to LIPA audit.

3.7.2 Termination Survey Quality Control Procedure

A Termination Survey Quality Control procedure controls essential quality assurance activities not addressed in other procedures. These include:

- a. conduct of QC replicate sampling measurements,
- b. routine verification of survey measurement data prior to acceptance for data processing,
- c. control charts for individual instruments,
- d. testing of computer data calculation programs,
- e. validation of historical operational survey data used as final survey data,
- f. documentation of surveys, and
- g. custody of instruments, samples and measurement data.

3.8 Schedule

The Termination Survey detailed schedule is maintained within the Project Schedule by the Project Controls Division of the Finance and Administration Department and the Work Planning Section of the Operation and Maintenance Department.

The Termination Survey is scheduled to be completed in several major phases which encompass distinct portions of the facility. Upon completion of each phase the release records will be compiled and the survey units covered will be available for NRC verification surveys. All except the final phase of the Survey are scheduled for completion by October 1, 1993, with the final phase to be completed following removal of the irradiated fuel from the facility. The current schedule date for completion of fuel removal is April 1994.

3.9 Survey Report

Upon completion of the survey measurements, processing of the resultant data, and evaluation of the results, a final report will be prepared for submission to the Nuclear Regulatory Commission. This report will meet the intent of Regulatory Guide 1.86 (USAEC74) for final survey reporting. The Final Report will follow the guidance of Draft NUREG/CR-5849 (BE92) regarding content. The Report is described in Section 6.0. Interim reports will be submitted for the major survey phases as discussed above.

4.0 Survey Plan and Procedures

4.1 General

The design approach of the Shoreham Termination Survey is considerably affected by the final configuration of the facility, which is largely intact with the majority of equipment left in place. The Reactor, Turbine and Radwaste Buildings contain over 200 equipment rooms. These rooms contain approximately 80 plant piping systems and the majority of the systems occupy multiple rooms.

The majority of the survey effort is confined to the areas contained within the Reactor and Radwaste Buildings and those areas in the Turbine Building where radioactive materials were handled. These are classified as affected areas. The remainder of the areas within the scope of the survey are classified as unaffected. All radioactive material handling, movement and storage on the site has been controlled under approved procedures. No detectable activity of SNPS origin has been detected on the site grounds or environs following extensive measurements of site soil and outdoor surfaces in the Site Characterization Program (LILCO90a) and in the REMP program prior to, during, and subsequent to Shoreham operation. The Survey Plan and procedures are designed accordingly, to focus on remaining plant structures and systems in the affected areas. Instrumentation has been selected and measurement procedures developed to detect and measure surface contamination levels (primarily Co-60) and gamma exposure levels in these affected areas.

4.2 Instrumentation

Radiation detection and measurement instrumentation for the Termination Survey has been selected to provide reliable operation and adequate sensitivity to demonstrate attainment of the release criteria. An evaluation has been conducted of instruments and detectors produced by several manufacturers. Detectors have been selected based upon detection sensitivity, operating characteristics and expected performance in the field under conditions of use. The detectors selected and their detection characteristics are summarized in this Section. Recording instruments (survey meters) for use with these detectors have also been evaluated. Instrumentation to be used for gamma exposure rate measurements and special purpose measurements is also described.

4.2.1 Instrument Description

The principal instruments selected for Termination Survey measurements are identified in Table 4.1, Termination Survey Instrument Summary. The detectors used for total surface contamination monitoring will be for the most part operated with data logging survey meters. Several instruments have been selected for special purpose measurements. A portable gamma spectrometer has been obtained for use in the Termination Survey. It can distinguish between plant-derived residual activity and natural background source

contributions to measured levels. This capability will be of value if unexplained high levels or other anomalies are encountered. A portable radon monitor will be utilized to evaluate building radon concentration effects on gamma background levels, if necessary.

4.2.2 Detection Sensitivity

The detection sensitivity of the detectors selected for surface contamination measurements has been evaluated. These results are summarized in Table 4.2, Detector Sensitivities. The minimum detectable activities are calculated using equation 4.1. The minimum detectable activity, or MDA, is dependent on several factors: detector efficiency, background count rate, counting times for background and for background plus source count. The results are shown for the principal instruments used for beta-gamma direct surface measurements. Smear counters for measurement of removable surface activity, of modern design (anti-coincidence low-background), have nominal beta-gamma MDAs of approximately 100 dpm/100 cm², and alpha MDAs of approximately 20 dpm/100 cm². The gamma exposure rate measurement instrument sensitivities in the normal modes of operation are:

Pressurized ion chamber: 1 μ R/hr

Bicron micro Rem meter: 2 - 3 μ rem/hr.

The detection sensitivity of the pressurized ion chamber can be lowered, if necessary, by using the device in the integration mode.

Table 4.1

Termination Survey Instrument Summary

| Purpose | Type | Manufacturer | Detector Description (Window area and density) | Measurement Units |
|-------------------------------------|----------------------------------|---------------------|--|-------------------------|
| Direct Surface | GM Pancake | LND, WBJ and others | 15.5 cm ² area (2 mg/cm ²) | counts per minute (cpm) |
| Beta-Gamma Direct Surface | Hand held large area GM | Aptec | 126 cm ² area (7 mg/cm ²) | cpm |
| * | Hand held large area GM | Aptec | 252 cm ² area (7 mg/cm ²) | cpm |
| * | Floor Monitor large area GM | Aptec | 756 cm ² area 3 detectors (7 mg/cm ²) | cpm |
| Alpha Direct Surface | ZnS Scint. | Eberline | 59 cm ² area (0.5 mg/cm ²) | cpm |
| Removable surface Beta-Gamma | Gas flow proportional (low bkg.) | Canberra, Tennelec | 25.5 cm ² area thin window | cpm |
| Removable surface alpha | Gas flow proportional | Canberra, Tennelec | 25.5 cm ² area thin window | cpm |
| Gamma exposure rate | Pressurized Ion Chamber | Reuter Stokes | 8 liter sphere | μR/hr |
| Gamma dose rate | Scint. detector | Bicron | 1 in. plast. scintillator | μrem/hr |
| Multi-purpose | Data-logging survey meters | Eberline | multiple | detector-dependent |
| Background and special measurements | Portable gamma spectrometer | Canberra | 3 in. NaI scintillator | cpm |
| Radon levels | Radon monitor | Niton | solid state | pCi/l or working level |

Table 4.2

Detector Sensitivities

| Detector [cal. source] ¹ | Detector Window Area (cm ²) | Efficiency ² (4 π cpm/dpm) | Background ³ (cpm) | MDA ⁴ (dpm/100 cm ²) |
|---|---|--|----------------------------------|--|
| Aptec GM [100 cm ²] | 126 | 0.04 (0.02) | 120 | 550 (1100) |
| Aptec GM [512 cm ²] | 252 | 0.06 (0.06) | 230 | 500 (500) |
| Aptec Floor Mon. [512 cm ²] | 756 | 0.05 (0.05) | 810 | 1150 (1150) |
| Pancake GM [15 cm ²] | 15.5 | 0.07 (0.03) | 26 | 950 (2200) |

Notes:

1. Calibration sources used for these efficiencies are National Institute of Standards & Technology (NIST) traceable. The sources consist of Co-60 uniformly deposited on a surface of the area indicated within the brackets [].
2. The efficiency is determined by counting the source with the detector in a fixed position at one cm from the source. Efficiencies shown in parentheses are "scanning" efficiencies obtained by moving the detector at 1 to 1.5 in./sec over the source.
3. Instrument backgrounds are determined by a 30 minute count.
4. Instrument MDAs are calculated using equation 4.1 and the appropriate efficiency, fixed or scanning. Scanning MDAs are shown in parentheses.

The minimum detectable activity for surface beta-gamma measurements is estimated using the following equation:¹

$$(4.1) \quad MDA_{(CL)} = \frac{k \sqrt{\frac{S}{t_s} + \frac{B}{t_b}}}{E}$$

- where:
- k = Coefficient from the Normal frequency distribution for the assigned level of significance (assumes probabilities of type I and type II errors are equal),
 - S = Sample (plus background) count rate (cpm),
 - B = Background count rate (cpm),
 - t_s = Sample count time (minutes),
 - t_b = Background count time (minutes), and
 - E = Instrument detection efficiency, corrected for detector area, cpm/(dpm/100 cm²).

The MDAs shown in Table 4.2 are calculated at the two sigma level, i.e., k = 2 (approximately 98 % confidence level). As discussed in the Table 4.2 footnotes, these MDAs represent detection sensitivities under static conditions with fixed geometries. For scanning type surveys, the detection sensitivity is reduced. Threshold or practical detection limits have been empirically determined for each detector used in the scanning mode. This was done via a series of measurements in a scanning mode whereby the detector was passed over calibrated sources of various dimensions at an established scanning speed to determine an effective scanning "efficiency". The scanning MDAs were then calculated using equation 4.1 with the scanning efficiency substituted for E, the efficiency term. These results are shown in Table 4.2 as the values in parentheses.

4.2.3 Calibration and Maintenance

Instruments and detectors used in the Termination Survey will be calibrated and maintained at Shoreham Nuclear Power Station according to approved Station procedures. Detectors for surface beta-gamma measurements are calibrated using NIST traceable Co-60 sources. Specialized instruments, for example, the pressurized ion chamber, are calibrated by the vendors.

¹ Minimum detectable activity derivations vary somewhat in the literature. The formula used here is similar to the method reported in NCRP Report No. 58.(NCRP 85).

4.3 Survey Plan

4.3.1 Classification

Each survey unit is classified into one of two strata which identifies each unit as "affected" or "unaffected". Units identified as affected have a possibility of containing residual contamination and those identified as unaffected have a very low probability of residual contamination. Classification of individual survey units is based on the site characterization study (LILCO90a) and the history of radioactive materials involvement or potential for contamination of the survey unit. Criteria for classification of survey units are given in Appendix A.

4.3.2 Reference Grids

Gridding consists of dividing areas to be surveyed into regular subdivisions for the purposes of identifying survey locations and for use as guides for scanning surveys. For surveys designed on the basis of prescribed sampling plans, whether random or systematic, gridding provides a means of selecting individual measurement locations. Mapping is used to document measurement locations. Detailed guidance for gridding is contained in Appendix A. Figure 4.1 shows grid placement in a structural survey unit classified as affected (an equipment room). Placement of grids in structures is directed by a specific Termination Survey Work Instruction.

4.3.3 Grid Maps

Grid maps are used for survey design and to document the measurement locations. Figure 4.2, Shoreham Decommissioning Termination Survey Grid Map, shows a typical grid map of a structural survey unit. It shows the floor and walls up to two meters. This map is identified as the base map for the survey unit. Additional grid maps may be prepared for subunits as needed to plan and document surveys of subunits.

4.3.4 Grid Numbering

Grids are uniquely identified by an ID code or number. The numbering convention is to start at the reference location and proceed sequentially west to east numbering each row on the floor from south to north in a continuing sequence. Grids are numbered in sequence for each subunit similarly as described for the floor numbering. An individual grid block has a unique identification code as determined by its survey unit (or subunit) ID and the number of the grid block within that unit. The numbering convention is illustrated in Figure 4.2.

4.3.5 Survey Maps

Survey maps are prepared to document the details of survey measurements in circumstances where grid maps are not practical. Survey maps are typically prepared

to document detailed surveys of piping and system components.² These may be prepared by the technician who performs the survey, or may be specially prepared by direction of Termination Survey Radiological Engineers for detailed surveys of complex components.

4.3.6 Surface Scans

Surfaces will be scanned using detectors according to the prescriptions in Appendix A. Scanning surveys are performed to screen large areas efficiently and to detect surface contamination "hot spots", i.e., localized areas above three times the 5,000 dpm/100 cm² average fixed plus removable surface contamination release criterion limit.

4.3.7 Surface Activity Measurements

Surface activity measurements are taken at measurement locations selected in accordance with the survey design guidelines in Appendix A. In structures the general set of measurements is direct beta-gamma and removable beta-gamma. In areas and systems identified as alpha affected, direct surface and removable surface alpha measurements are taken.

4.3.8 Exposure Rate Measurements

Gamma exposure rate measurements, when directed by survey design guidelines, are taken at one meter from surfaces at all measurement locations in structures and outdoor areas. In locations where it is not physically possible to locate an instrument one meter from the surface, gamma exposure rate measurements are not taken. The methods for gamma exposure rate measurements are discussed in Section 4.4.3 below.

4.3.9 Soil Sampling

Soil samples will be collected in accordance with Section 7.2.5 of Appendix A. Additional soil samples will be collected in the Termination Survey if a contamination event or spill occurs, or survey measurements indicate outdoor areas of elevated activity above applicable release criteria limits. Soil samples will be collected and analyzed in accordance with approved Environmental Sampling procedures.

² It should be recalled that system component and equipment exterior surfaces are included in the survey of the structural survey unit in which they reside. The component interior surfaces are surveyed in the survey of the system survey unit to which the component belongs. Survey maps of individual components may thus be prepared for each type of survey.

4.3.10 Special Sampling and Measurements

a. Sampling of Sediment and Loose Material

Samples of loose paint, dust or other sediment are collected for laboratory analysis as part of biased sampling and measurements. Such samples may be collected in drain receptacles, sumps, and other catchments in affected areas. Selected storm drain catchments may be sampled in accessible locations on the site. These samples are qualitatively analyzed by gamma spectroscopy for Co-60³.

b. Embedded Piping Surveys

Specialized measurements will be taken to demonstrate that normally inaccessible piping, e.g., embedded piping is below the release limits for surface contamination. This includes the use of calibrated detectors extended into piping runs in a controlled manner and the use of location encoding and data acquisition equipment to document the measurements.

4.4 Background Level Determination

4.4.1 General Requirements

Backgrounds are established for each type of instrument to be used for surface contamination and gamma exposure rate measurements. Surface contamination measurements include total surface beta-gamma and alpha, and removable surface beta-gamma and alpha. Gamma exposure rate measurements require determination of the gamma background response of detectors at one meter from surfaces. The background responses of the pressurized ion chamber and microrem instruments must be determined. In addition, backgrounds are determined for specialized detectors and detector systems. These include: large area detectors for floor monitoring, detectors for surveying piping interiors (multiple GM and NaI scintillators) and scintillation detectors used as area scanners.

4.4.2 Objectives of Background Determinations

The objectives of background determinations for Shoreham Decommissioning Termination Survey measurements are to:

- a. establish the reference background mean values for each type of instrument-detector used in the Survey;

³

Samples with detectable Co-60 will be further evaluated by taking direct surface beta-gamma measurements for comparison with the applicable limits for surface contamination from Table 3.1, if remediation cannot be reasonably accomplished.

- b. assess the variability in background responses for principal detectors under different applications and conditions of use; and
- c. determine the need for correction factors or special measurements to establish the background for Termination Survey measurements in specific locations.

4.4.3 Background Measurements

Several locations have been identified which will be used to obtain measurement data for establishing backgrounds for each type of measurement. For direct surface and gamma exposure rates, several buildings have been identified which are of similar construction to SNPS facilities (reinforced concrete). These are in the vicinity, but not involved with Shoreham operations or having any history of radioactive materials use. One on-site building, the Colt Diesel Generator building, will be used due to its similarity in construction to the Reactor, Radwaste and Turbine Buildings. Several off-site buildings have been identified which contain reinforced concrete construction. Principal candidates are: a fire house, a post office and a school in the Shoreham-Wading River community. Background determinations for each type of Termination Survey measurement will be performed as described below.

a. Direct Surface Beta-gamma Measurements

To determine background for direct surface beta-gamma measurements, a series of counts of at least one minute duration will be taken in sequence. The counts are accumulated by a scaler in the preset time accumulation mode. At least two locations within each selected building will be measured.

Outdoor background measurements will be performed on types of surfaces where beta-gamma surface measurements may be taken in the Termination Survey. These include concrete pads, loading docks, pavement, roofs and HVAC exhausts. A protocol similar to that described above will be used.

b. Direct Surface Alpha Measurements

The background response of alpha survey instruments is small in comparison with the response when contamination is present. Background means, standard deviations and standard errors of the mean will be established in at least two locations in each of the buildings selected.

c. Removable Surface Beta-gamma Measurements

Background determinations of beta-gamma smear counters are made by taking a series of counts of a blank smear. Background determination is performed in accordance with an approved procedure.

d. Removable Surface Alpha Measurements

The alpha background count rate in smear counter proportional detectors is also very low. Mean values, standard deviation and standard errors of the mean will be determined from the data obtained using an approved procedure.

e. Gamma Exposure Rate Measurements

A Reuter-Stokes pressurized ion chamber is used to establish gamma dose rate background characteristics at the Shoreham site for purposes of demonstrating that residual contamination levels are below 5 $\mu\text{R/hr}$ above background (measured at one meter). It is used as the reference instrument for establishing the μR response of portable microrem meters. The latter are used for the bulk of the Termination Survey gamma exposure rate measurements. A series of repeat measurements will be taken at various elevations in the buildings selected for the background study.

A reference value for the outdoor gamma exposure rate has been established for the Shoreham site. It is based upon a series of pressurized ion chamber measurements taken one meter above the ground surface prior to the startup of the Shoreham reactor. The established mean value is 8.3 $\mu\text{R/hr}$, with a standard error of the mean of 0.5 $\mu\text{R/hr}$ (EG&G84). A series of outdoor measurements will be taken with a pressurized ion chamber in the vicinity of the Shoreham site to confirm or update this result, as the case may be.

A series of paired measurements using the pressurized ion chamber and microrem meters will be performed to establish a correlation between the microrem meters and the pressurized ion chamber. A regression analysis will be performed to establish a "correction factor" for converting microrem measurements to $\mu\text{R/hr}$ units.

f. Specialized Measurements

It has been observed that detector background is affected when detectors are inserted inside massive components or within piping embedded in concrete. This is particularly noticeable when NaI detectors are used. Thus it will be necessary either to provide a mockup of an embedded pipe, for example, or to develop empirical correction factors for backgrounds when surveying such equipment. To this end, a series of background measurements will be performed in embedded piping and in large components which can be ascertained to be free of radioactive contamination.

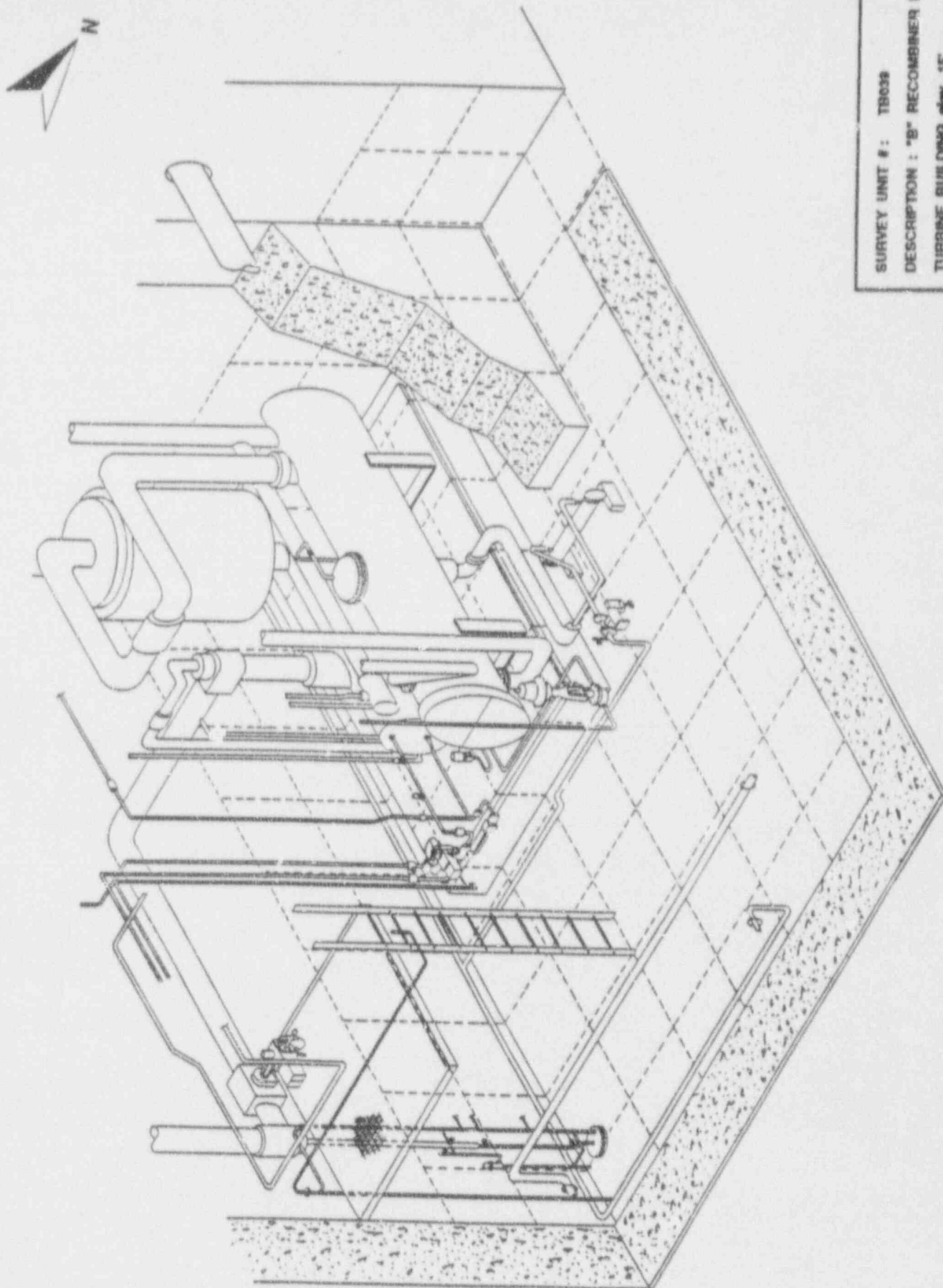
4.4.4 Documentation And Control of Background Measurements

Background measurements are collected and recorded in accordance with a Termination Survey procedure.

4.5 Sample Analysis

As indicated in Section 3.5, an in-depth sample analysis capability is available for the Termination Survey. Routine samples of sediment, paint chips and debris will be qualitatively evaluated for the presence of Co-60 via gamma spectroscopy. The need for additional sampling and analysis will be determined on the basis of this initial evaluation.

Figure 1
View of Structural Survey Unit Showing Grid Placement



SURVEY UNIT #: TB039

DESCRIPTION: "B" RECOMBINER ROOM

TURBINE BUILDING elev. 15'

GRID SIZE: 1 X 1 METER

Figure 4.2

SHOREHAM DECOMMISSIONING TERMINATION SURVEY GRID MAP

DESCRIPTION: "B" RECOMBINER ROOM

SURVEY UNIT #: TB039

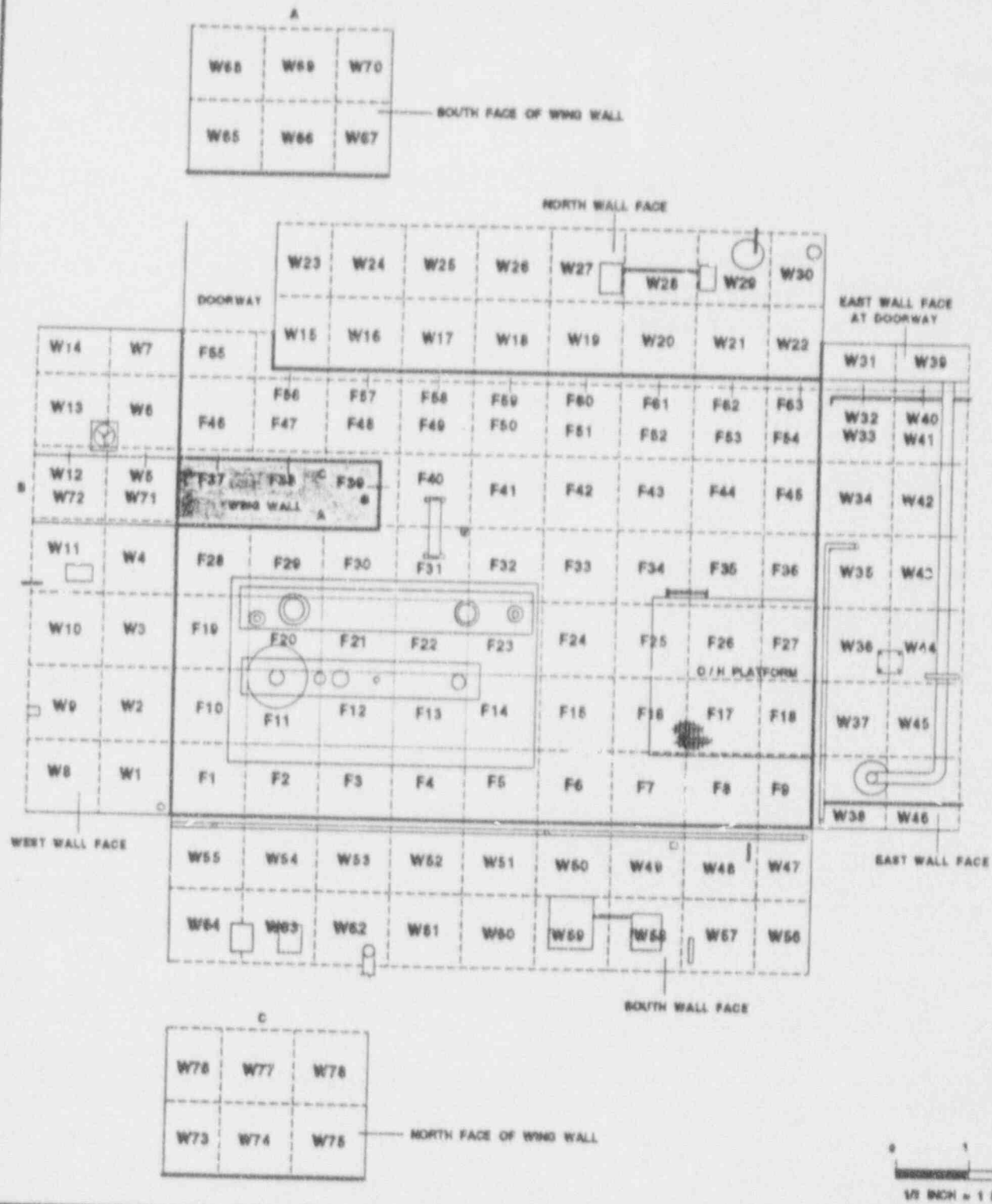
BLDG.: TURBINE

ELEV.: 15'

CLASS: U

GRID SIZE: 1 M X 1 M

MAP #: TB039 A



REMARKS:

LEGEND

- FLOOR/WALL INTERSECTION
- GRID BOUNDARY
- AREA NOT PHYSICALLY GRIDDED

| REV | DATE |
|-----|---------|
| 0 | 8/4/02 |
| 1 | 8/16/02 |
| 2 | |
| 3 | |

5.0 Data Interpretation

All measurements will be converted to the appropriate units for comparison with release criteria limit values. Surface activity measurements will be converted to units of dpm per 100 cm^2 . Gamma dose rate measurements will be converted to exposure rate units of $\mu\text{R/hr}$ and the background value will be subtracted to obtain net exposure rate. These calculations will be performed using equations given in Section 8.0 of draft NUREG/CR-5849 (BE92). Average values for each survey unit (and/or subunit) will be compared with the release criteria values. Confidence intervals will be estimated for mean values of each survey unit (and/or subunit) at the 95% confidence level.

5.1 Conversion of Measurements to Reporting Units

5.1.1 Direct Measurements - Total Surface Activity

Measurements of surface contamination activity are converted from observed gross counts per minute to net activity concentration by subtracting the background counting rate for the instrument and correcting the net count rate for geometry and efficiency to obtain results in dpm/ 100 cm^2 units.

5.1.2 Removable Contamination Measurements

Measurements of removable surface activity are converted from gross count rate to units of net dpm/ 100 cm^2 by subtracting the background count rate of the smear counting detector and correcting the net count rate for detector geometry and efficiency.

5.1.3 Gamma Exposure Rate Measurements

Most of the gamma field measurements are taken with microrem meters. A correction factor will be applied to each reading to convert to units of $\mu\text{R/hr}$, as discussed in paragraph 4.4.3.e. The gamma exposure rate background is then subtracted from the gross $\mu\text{R/hr}$ value to obtain net exposure rate in units of $\mu\text{R/hr}$.

5.2 Comparison With Release Criteria Limits

The method outlined below will be used to demonstrate attainment of the release criteria limits.

5.2.1 Attainment of Release Criteria for Surface Contamination

a. Average Surface Fixed plus Removable Contamination

Individual measurements: Do not exceed 15,000 dpm/100 cm² (contaminated area not to exceed 100 cm²).

Population¹ - random sampling: Upper limit of confidence interval² for the mean value is below 5000 dpm/100 cm².

Population - biased sampling: If individual measurements are all below 5000 dpm/100cm², the criterion is attained.

b. Removable Surface Contamination

Individual measurements: Do not exceed 1000 dpm/100 cm².

Population - random sampling: Upper limit of confidence interval for the mean value is below 1000 dpm/100 cm².

Population - biased sampling: If individual measurements are all below 1000 dpm/100cm², the criterion is attained.

¹ A population for Termination Survey purposes, refers to a survey unit (or subunit if so specified). More precisely, a population represents the collection of all possible values of a parameter, e.g., total surface contamination, being measured through a sample of its members.

² The confidence interval is calculated using Normal statistics at the 95 percent confidence level with alpha = 0.05. Alpha denotes the probability of falsely concluding that the limit has been attained, that is, the probability of a type I error (MA90).

5.2.2 Attainment of 5 microR per hour Criterion

| | |
|-------------------------------|---|
| Individual measurements: | Net exposure rate does not exceed 10 μ R/hr. |
| Population - random sampling: | Upper limit of the confidence interval for the mean net exposure rate does not exceed 5 μ R/hr. |
| Population - biased sampling: | All individual net exposure rates are less than 10 μ R/hr and the mean is less than 5 μ R/hr. |

5.2.3 Evaluation of Soil Sample Results

Since soil contamination from Shoreham operations has not been detected in the Site Characterization Study (LILCO90a), or in the REMP Program, it is believed to be unlikely that detectable contamination will be found in the soil column on the site in the Termination Survey. As there is no limit or criterion for residual contamination in soil for release of the site for unrestricted use, soil radioactivity concentration measurements will be compared to REMP MDAs and historical REMP measurement result ranges for individual isotopes. For gamma emitters where no REMP data exists, as in the case of Co-60 in soil, results below 1.0 pCi/gm average concentration in the top 15 cm. of the soil column will be considered to be below levels comparable to the release limits for surface contamination.³

³ The guideline value of 1.0 pCi/gm in soil is applied to the total concentration of Shoreham produced gamma emitting radionuclides.

6.0 Report

Upon completion of the Termination Survey, a final report will be prepared for submission to the Nuclear Regulatory Commission. This report will meet the intent of Regulatory Guide 1.86 (USAEC74) for final survey reporting. The report will follow the guidance of draft NUREG/CR-5849 (BE92) regarding content.

6.1 Topical Outline

The Final Report will address the following topics. The report will provide adequate data and discussion of each topic to meet the intent of NUREG/CR-5849 (BE92). A detailed outline of the report is contained in the Termination Survey Program Description. (LIPA92).

- a. Background
- b. Site Description
- c. Facility Description
- d. Operating History
- e. Decommissioning Activities
- f. Termination Survey Procedures
- g. Survey Findings
- h. Summary

6.2 Reporting of Survey Findings

6.2.1 Summary

Measurement results will be reported at several levels of detail. A summary of the measurement results and overall conclusions showing that the facility meets the release criteria will be provided. A tabular data summary will show the results for each major category of survey unit: structures, outdoor areas and plant systems. This tabulation will identify the number of survey units, the number of measurements of each type: total surface beta-gamma, total surface alpha, removable surface beta-gamma and removable surface alpha activity concentration; and gamma exposure rate. Average values of surface contamination in units of dpm/100 cm² and upper limits of confidence intervals about the mean will be compared to the release criteria surface activity limits in Table 3.1. A summary of gamma exposure rate measurements will present a similar treatment showing that the mean value

is less than 5 microR/hr above the background value.

6.2.2 Summary Data Reporting for Each Survey Unit

For each survey unit, (and/or subunit) the number of measurements and the upper limit of the confidence interval about the mean (at the 95 % confidence level) will be reported in tabular form. These will be reported in units of dpm/100 cm² for each type of measurement: total surface beta-gamma, total surface alpha, removable surface beta-gamma and removable surface alpha activity concentration. Gamma exposure rate measurement results will be reported showing the number of measurements and upper limit of the confidence interval about the mean (at the 95 % confidence level) for each survey unit, (and/or subunit). The release limit value for each type of measurement will be shown on the report.

Results of sampling measurements, e.g., sediment, paint, concrete, other debris will be reported for each survey unit.

Any portions of individual survey units not meeting release criteria will be remediated. The Final Report will identify all such areas and will report the prior and post remediation measurement results.

6.2.3 Detailed Data Reporting

The results of each measurement taken in the Termination Survey will be tabulated. Due to the volume, these data will not be included in the final report, but will be available as an attachment. Table 6.1 shows an example of a typical format for individual measurement tabulations for a structural survey unit. Results of alpha activity measurements will be reported in a similar format for those survey units where alpha measurements are taken. Tables of similar format will be reported for systems and outdoor survey units.

Table 6.1

Report Date: 31-Aug-92

Termination Survey Detail Data Report - Structures

Pg. 1 of 4

| | | | | | | | | | | | |
|--------------------|---------|-----------|------------------|---------------------------------|----------------------|--------------|----------|---------------------|-------|---------|--|
| Survey Unit ID | | TB014 | | Building: Turbine | | Elev. 15 ft. | | Survey Date: | | 8/24/92 | |
| Name: "A" RFPT Rm. | | | | Subunit: floors and lower walls | | | | Subunit No. TB014x1 | | | |
| Instrument Type | FI Mon. | GM LAD | | Smear Ctr | | microRem | | | | | |
| Instrument ID | 1132666 | 142310 | | ADX40123 | | DD1234 | | | | | |
| Det. area (sq.cm) | 756 | 126 | | 50.2 | | NA | | | | | |
| Eff.(or corr fact) | 0.06 | 0.04 | | 0.47 | | 1.59 | | | | | |
| Bkgd(cpm or uR/hr) | 810 | 120 | | 0.9 | | 7.7 | | | | | |
| | | | total beta-gamma | | removable beta-gamma | | observed | | net | | |
| Block ID | point | surf scan | gcpm | dpm/100cm2 | gcpm | dpm/100cm2 | uRem/hr | | uR/hr | | |
| F1 | 1 | sat | 122 | 52.7 | 1.3 | 0.9 | 4.0 | | -1.3 | | |
| F4 | 2 | sat | 114 | -159.5 | 2 | 2.3 | 3.0 | | -2.9 | | |
| F7 | 3 | sat | 118 | -54.8 | 0.5 | -0.9 | 3.0 | | -2.9 | | |
| F11 | 4 | sat | 129 | 233.7 | 5.1 | 8.9 | 3.0 | | -2.9 | | |
| F12 | 5 | sat | 122 | 56.3 | 3.3 | 5.1 | 5.0 | | 0.3 | | |
| F15 | 6 | sat | 121 | 15.4 | 2.2 | 2.8 | 6.0 | | 1.8 | | |
| F21 | 7 | sat | 113 | -173.8 | 0.4 | -1.1 | 4.0 | | -1.3 | | |
| F24 | 8 | sat | 129 | 216.8 | 1.8 | 1.9 | 5.7 | | 1.3 | | |
| F31 | 9 | sat | 122 | 62.1 | 0.9 | 0.0 | 3.6 | | -2.0 | | |
| F32 | 10 | sat | 114 | -139.8 | 3.1 | 4.7 | 4.4 | | -0.7 | | |
| F33 | 11 | sat | 127 | 166.2 | 0.6 | -0.6 | 4.0 | | -1.3 | | |
| F39 | 12 | sat | 117 | -71.0 | 2.1 | 2.6 | 3.3 | | -2.4 | | |
| F43 | 13 | sat | 127 | 180.6 | 2.1 | 2.6 | 5.6 | | 1.2 | | |
| F44 | 14 | sat | 127 | 171.3 | 3.4 | 5.2 | 3.0 | | -2.9 | | |
| F48 | 15 | sat | 119 | -23.9 | 0.7 | -0.4 | 4.8 | | -0.1 | | |
| F50 | 16 | sat | 114 | -146.0 | 3.2 | 4.9 | 3.1 | | -2.7 | | |
| F51 | 17 | sat | 114 | -160.6 | 1.5 | 1.3 | 5.8 | | 1.6 | | |
| F55 | 18 | sat | 125 | 130.7 | 0.5 | -0.9 | 5.8 | | 1.5 | | |
| F57 | 19 | sat | 123 | 82.5 | 0.9 | 0.0 | 5.0 | | 0.2 | | |
| F62 | 20 | sat | 122 | 45.6 | 4.8 | 8.2 | 4.3 | | -0.8 | | |
| F66 | 21 | sat | 115 | -131.8 | 4.0 | 6.6 | 5.8 | | 1.4 | | |
| F70 | 22 | sat | 113 | -165.8 | 0.6 | -0.6 | 4.4 | | -0.7 | | |
| F72 | 23 | sat | 129 | 219.2 | 3.0 | 4.5 | 5.5 | | 1.0 | | |
| F76 | 24 | sat | 114 | -140.7 | 0.9 | 0.0 | 4.8 | | 0.0 | | |
| F77 | 25 | sat | 116 | -94.4 | 0.7 | -0.4 | 4.1 | | -1.2 | | |
| F79 | 26 | sat | 118 | -56.8 | 0.4 | -1.1 | 3.3 | | -2.4 | | |
| W2 | 27 | sat | 126 | 145.6 | 0.2 | -1.5 | 4.3 | | -0.9 | | |
| W5 | 28 | sat | 120 | 12.0 | 4.1 | 6.8 | 3.7 | | -1.8 | | |
| W7 | 29 | sat | 114 | -141.2 | 0.8 | -0.2 | 4.4 | | -0.7 | | |
| W8 | 30 | sat | 120 | -11.8 | 0.6 | -0.6 | 5.0 | | 0.2 | | |
| W11 | 31 | sat | 111 | -219.6 | 5.0 | 8.7 | 3.7 | | -1.9 | | |
| W16 | 32 | sat | 112 | -190.6 | 1.8 | 2.0 | 3.9 | | -1.5 | | |
| W18 | 33 | sat | 112 | -202.2 | 3.5 | 5.5 | 3.1 | | -2.8 | | |
| W21 | 34 | sat | 120 | 5.8 | 3.3 | 5.0 | 5.5 | | 1.1 | | |

7.0 References

BE92, J. D. Berger, "Manual for Conducting Radiological Surveys in Support of License Termination", NUREG/CR-5849 Draft, June, 1992.

EG&G84, EG&G Energy Measurements, "An Aerial Radiological Survey of the Shoreham Nuclear Power Station and Surrounding Area, Brookhaven, New York," EGG-10282-1043, prepared for the U. S. Department of Energy, March, 1984.

LILCO90, Long Island Lighting Company, "Updated Safety Analysis Report - Shoreham Nuclear Power Station," Docket No. 50-322, Rev. 4, December 1990.

LILCO90a, Long Island Lighting Company, "Shoreham Nuclear Power Station Site Characterization Program Final Report," May 1990, (with addenda; June & Oct. 1990).

LIPA90, Long Island Power Authority, "Shoreham Nuclear Power Station Decommissioning Plan," NRC Docket No. 50-322, December 1990, as supplemented.

LIPA92, Long Island Power Authority, LIPA Nuclear Management Control Manual, "Nuclear Organization Management Control Program for Decommissioning Termination Survey Program Description," PDXOM-01, February 1992.

LIPA92a, Long Island Power Authority, Quality Assurance Manual, Appendix N, "Decommissioning Activities," June, 15, 1992.

MA90, F.H.C Marriott, "A Dictionary of Statistical Terms", Longman Scientific and Technical, 1990.

NCRP85, National Council on Radiation Protection and Measurements, "A Handbook of Radioactivity Measurement Procedures," NCRP Report No. 58, Feb. 1985.

TU92, M. Tucker, "Technical Report on Radiochemical Analytical Results, Radionuclides, and Analytical Methods Affecting Termination Survey Plan Development " July 2, 1992.

USAEC74, U. S. Atomic Energy Commission, Regulatory Guide 1.86, "Termination of Operating Licenses for Nuclear Reactors," June 1976.

USNRC92, "Order Approving the Decommissioning Plan and Authorizing Decommissioning of Shoreham Nuclear Power Station, Unit 1," Docket No. 50-322, June 11, 1992.

8.0 Glossary

Affected Area - A designation assigned to a survey unit which indicates that the survey unit has a potential for containing residual radioactive contamination.

Alpha Affected Area - A designation assigned to a survey unit which indicates that the potential exists for alpha contamination.

Biased Sample - A method of selecting survey measurement locations which incorporates a non-random error, i.e., a method which selectively chooses locations for measurements which have a higher probability of contamination than those locations not selected.

Characterization Survey - A radiological survey and supporting evaluations performed to establish the Shoreham Facility baseline radiological condition for planning decommissioning activities. The Characterization Survey activities are described in and controlled by the Site Characterization Program Description.

Component - An individual equipment item, e.g., a valve, pump, tank, motor, etc. which is identified in the Shoreham Composite Component List.

Composite Component List (CCL) - A controlled listing of components installed at Shoreham. The CCL identifies all components other than cable tray and conduit supports in the SNPS design. The CCL also defines which of these components are safety related, which were formerly safety related, as stated in the USAR, and which are not.

Confidence Interval - A range of values derived from a sample such that there is a probability α , that a population parameter being estimated, e.g. a mean value, lies within the range.

Confidence Level - The probability α , associated with a confidence interval which expresses the probability that the confidence interval contains the population parameter value being estimated (MA90).

DECON - The decommissioning alternative which involves prompt removal of radioactive materials to achieve residual contamination and radiation levels which are below limits established to permit the facility to be released for unrestricted use.

Direct Measurement - A radiological survey measurement performed by holding a detector stationary on or close to the surface and recording the response.

History File - A compilation of information prepared for use in planning the Termination Survey of a Survey Unit. It summarizes the operational history, characterization survey data, operational surveys and other information to help establish the basis for the design of the Termination Survey.

Maintenance Work Request (MWR) - A form used at Shoreham Nuclear Power Station, controlled by a station procedure, to initiate and track work activities.

Measurement Location - A distinct or discrete area or subdivision of a survey unit, usually on a scale of one meter or less selected for performance of radiological survey measurements. In affected structural or outdoor survey units, a measurement location is adequately represented by a single grid block. In a system survey unit, a component such as a valve is referred to as a measurement location or survey location.

NRC - U. S. Nuclear Regulatory Commission

Operational Radiological Survey - A radiological survey performed under Shoreham Health Physics procedures. Operational surveys are distinct from, and usually performed prior to, Termination Surveys.

Outdoor Area - A category of survey units which includes site grounds, outside surfaces of buildings and small structures located out of doors.

Plant Structures - All Shoreham Nuclear Power Station site buildings and their surfaces (generally identified as civil structures). For purposes of the Termination Survey, all structures such as platforms, restraints, supports and other physical items not identified in the system MSFK drawings are considered to be structures. External surfaces of piping systems, heating and ventilation systems, tanks, stacks, etc., are also treated as structures in the Termination Survey.

Population - A collection of all possible values of a radiological parameter being measured in the Termination Survey. A survey unit (or subunit) is considered to be a population for purposes of drawing inferences regarding the value of a parameter, such as contamination level mean value in the entire survey unit (or subunit), based upon a sample of measured values.

Power Block - The group of major buildings on the SNPS site directly associated with electrical power generation. This group consists of the Reactor, Turbine, Radwaste, and Control buildings.

Process System Index - A listing, controlled by a station procedure, which identifies and assigns a unique identification code to each plant system.

QC Verification Survey - A radiological survey which consists of repeat measurements at a specified fraction of the survey measurement locations in a survey unit, usually selected at random, to provide an independent check of Termination Survey measurements. Also called a QC replicate survey.

Random Sample - In survey design, a method for selection of measurement locations whereby each of the individual locations defined in the sample space has an equal probability of being selected. Related terms are: random selection and randomly selected.

Release Criteria - A term used to identify the radiological requirements for release of the Shoreham facility for unrestricted use. These requirements, which consist of specified limits for residual contamination and radiation levels, are specified in the Shoreham Decommissioning Plan.

Release Record - A document compiled for each Survey Unit (structure, system or outdoor area) which demonstrates that it is suitable for unrestricted use. It contains evaluated survey data and supporting information to provide a concise record of the results and basis for the conclusion that the release criteria are satisfied.

Scan Survey - A qualitative radiological monitoring technique which is performed by moving a detector over a surface at a specified constant speed to detect elevated contamination or radiation levels. Similar terms applied to this technique are: Scan and Surface Scan.

Site Characterization Report - A report (including addenda) which documents the surveys, calculations and evaluations and presents the results of the SNPS Site Characterization Program.

Subunit - A Subunit is a subdivision of a survey unit used in the survey design to establish the appropriate level of survey intensity within a survey unit which contains structures, equipment items or other properties which make up a complex survey unit.

Survey Design - The process of determining the type, location, number and frequency (or density) of radiological measurements to be taken in the Termination Survey.

Survey Design Guidelines - Criteria established to provide the appropriate level of survey intensity for systems, structures and outdoor areas, based upon their classification.

Survey Instructions - Written directions which specify the type and number of measurements to be taken in a survey unit. The survey instructions are in a standard format on forms controlled by a Termination Survey procedure. Each Survey Package includes Survey Instructions.

Survey Package - A collection of information in a standardized format for controlling and documenting field measurements taken for the Termination Survey. A survey package is prepared for each Survey Unit. The Survey Package includes the survey instructions, a control form, grid map(s), survey measurement data sheets and survey maps.

Survey Point - A smaller subdivision within an area designated as a survey location (grid block, system component) where local measurements are taken, generally referring to an area covered by a detector, or an area of 100 cm² when a smear is taken.

Survey Unit - A division of the facility consisting of a grouping of contiguous (usually) structural areas, outdoor areas, or functionally contiguous equipment items. The Survey Unit is the basic entity for management of the Termination Survey. Three categories of survey units have been established: plant systems, structures and outdoor areas.

Survey Unit Classification Description - A listing of all survey units established for the Shoreham Decommissioning Project Termination Survey which identifies the classification of each as "affected" or "unaffected".

System Final Configuration - The status of plant systems following completion of the Termination Survey. The final configuration establishes the nature of the controls required to maintain the integrity of survey results. It also determines the nature of configuration control and engineering review of access methods needed to obtain survey measurements of system component internals. Four categories are established:

- (a) Operable - maintained to meet Technical Specifications.
- (b) Functional - Essential support, not required per Technical Specifications however, necessary for minimal plant functions, habitability, and preservation concerns.
- (c) Protected - not to be operated in the defueled mode. These systems will be left in a de-energized, safe state and laid up in accordance with System Lay-up Implementation Package (SLIP), which specify maintenance and custodial services necessary to protect them pending disposition the LIPA possession only license.
- (d) Decommissioned - taken out of service, and completely or partially removed. Remnants of removed systems are abandoned in place.

Systematic Sample - A sample which is obtained by some systematic method as opposed to a random sample; for example, selection from a list using a specified interval for selection (MA90). In a structural survey unit which has been uniformly gridded, a systematic sample could be comprised of every fourth block, for example.

Termination Survey - Radiological measurements, evaluations and supporting activities undertaken to demonstrate that the Shoreham facility satisfies the criteria for unrestricted use. Termination Survey field activities are divided into phases called the Preliminary and Final surveys.

Termination Survey Section - A Section established within the Radiological Controls Division, Operation and Maintenance Department of the LIPA Decommissioning Project Organization to design and implement the Termination Survey.

Termination Survey Report - A report describing the methods, and results of the Termination Survey. It initiates the NRC review and final inspection of the facility for termination of the facility license. It is also called the Final Report.

Type I Error - In the statistical theory of hypothesis testing, the error incurred by rejecting a hypothesis when it is actually true (MA90). In the Termination Survey application it is the probability of deciding that the facility (or a survey unit) meets the release criteria, when in fact, it does not. Also called the α error; the error probability is denoted by α .

Type II Error - The probability of deciding that the facility (or a survey unit) does not meet the release criteria, when the true condition is that the facility does meet the criteria. The Type II error probability is denoted by β .

Unaffected Area - A designation used to identify a survey unit which is not expected to contain residual radioactivity from licensed operations based upon the operating history and radiological surveys.

Work Instruction - A document used to guide performance of a task. Work instructions are similar in format and content to a procedure and are issued and controlled under a station Health Physics Procedure. A work instruction is approved at the Section Head level.

Appendix A

Survey Design Guidelines

1.0 Introduction

This Appendix provides guidance for preparation of the design of the Shoreham Decommissioning Project Termination Survey. It incorporates the guidance in NUREG/CR-5849 (BE92) with adaptations to account for conditions at the Shoreham facility.

The objective of survey design is to define the measurements necessary to demonstrate that the facility satisfies the release criteria. As it is not feasible to perform detailed radiological surveys of 100 percent of the facility, measurements are performed at selected locations. Due to the physical complexity of the facility with the possibility of residual contamination limited to a relatively small portion of the facility, a stratified sampling approach is utilized. This approach adjusts the intensity of measurements according to the likelihood of encountering residual radioactivity. This approach is implemented at the facility level by classification of individual survey units according to contamination potential. Survey units are further broken down into subunits, if necessary, to provide the appropriate degree of survey intensity for complex structures and plant systems.

2.0 Survey Design Process

2.1 Facility Organization and Classification

At the facility level, the design and organization for the survey consists of the following:

- a. division of the facility into discrete entities (survey units) for management of the survey,
- b. division of the facility into categories with similar physical characteristics, i.e., structures, systems and outdoor areas,
- c. classification of survey units into two major strata based upon potential for residual contamination, i.e., affected and unaffected, and
- d. establishment of a reference grid system for identification of measurement locations.

2.2 Survey Design for Individual Survey Units

The Termination Survey is implemented in the field at the individual survey unit level. The design is developed, measurement instructions prepared and measurements

completed for each survey unit independently. The guidelines in this Appendix are applied to each survey unit upon its classification as affected or unaffected. The guidelines establish the level of measurement intensity for each type of measurement needed to demonstrate that the release criteria are satisfied.

3.0 Facility Breakdown into Survey Units

3.1 Definition of Survey Unit

A survey unit is defined as a division of the facility consisting of like entities for purposes of management of the Termination Survey. Three categories or types have been established: structures, which include building interiors, plant systems, and outdoor areas. These categories allow the grouping of like elements.

3.1.1 Structures

For Termination Survey purposes, structures include the indoor portions of site buildings including the exterior surfaces of plant systems, equipment and furnishings located therein. Structural survey units are established by division of the facility buildings into discrete (usually contiguous) geographical areas taking advantage of existing structural boundaries where possible, i.e., rooms or major elevations of small buildings.

3.1.2 Outdoor Areas

Outdoor areas include all site grounds determined to be within the scope of the Termination Survey, the outside surfaces of buildings and miscellaneous outdoor structures not identified as separate structures. These miscellaneous outdoor structures include equipment storage pads, switchyard transformers and storage tanks, for example.

3.1.3 Systems

Systems included in the Termination Survey as survey units include all nuclear steam supply, reactor control, and process systems, and building service systems associated with the SNPS design and described in the SNPS USAR (LILCO90). Each system identified in the Records Management File Code List is treated as an individual survey unit. A system survey unit encompasses the interior surfaces of fluid carrying piping and components of the system.

3.2 Independence of Structures and Systems

The survey of each individual survey unit is conducted independently. Interior surfaces of piping and equipment which comprise the system survey unit are surveyed independently of the exterior surfaces. Exterior surfaces of equipment and piping are included in the survey of the structural survey unit in which they are located.

3.3 Size and Scope of Survey Units

3.3.1 Structures

A structural survey unit includes the entire surface area of floors, walls, ceilings, and outside surfaces of equipment and furnishings. The size of structural survey units is established by natural boundaries such as rooms in buildings or by building elevation in small buildings. The optimal floor area of a structural survey unit classified as affected is an area of approximately 100 m². Units with floor plans as small as 50 m² and as large as approximately 300 m² can be established if necessary, due to variations in room size or building floor plan size. Unaffected areas in large buildings may be combined to encompass multiple rooms of similar composition into a single survey unit for efficiency in survey administration as long as guidelines for measurement intensity are followed.

3.3.2 Outdoor Areas

The size of individual outdoor area survey units which consist of site grounds is generally determined by features such as roadways, major building boundaries, fences, etc. Building exteriors (all surfaces) generally comprise a single survey unit.

3.3.3 Systems

Each individual system within the scope of the Termination Survey is established as a survey unit. The boundaries of piping and other systems are established by the controlling drawings, usually the "MFSK" series of flow diagrams.

4.0 Classification of Survey Units by Contamination Potential

After breakdown of the facility into survey units, each is classified into one of two strata which identifies each unit as "affected" or "unaffected". Units identified as affected have a possibility of containing residual contamination and those identified as unaffected have a very low probability of residual contamination. Classification of individual survey units is based on the history of radioactive materials involvement or potential for contamination of the overall survey unit.

4.1 Structures and Outdoor Areas

4.1.1 Affected Areas

Structures and outdoor areas are classified as affected for survey design purposes when the following conditions apply:

- a. areas with potential contamination based on operating history, or

known contamination based on radiological surveys, or

b. areas where radioactive materials were used or stored, and where records indicate spills or occurrences which could have resulted in contamination.

4.1.2 Unaffected Areas

Structures and outdoor area survey units are classified as unaffected if the following conditions apply:

a. not expected to contain residual radioactivity from licensed activities based upon the operating or utilization history and radiological survey results, and

b. not classified as affected.

4.2 Systems

4.2.1 Affected Systems

Systems are classified as affected for survey design purposes if the following conditions apply:

a. the potential for contamination exists based on operating history, or there is a known history of contamination based on radiological surveys, or

b. the system circulated, stored or processed radioactive materials, including: primary coolant, radioactive process or treatment media which were associated with the operation or control of the Nuclear Steam Supply System (NSSS) such that they could become contaminated or experience neutron activation; or where records indicate spills or occurrences which could have resulted in contamination.

4.2.2 Unaffected Systems

System survey units are classified as unaffected if the following conditions apply:

a. not expected to contain residual activity based upon the operating or utilization history and radiological survey results, and

b. do not meet the criteria for classification as affected.

4.3 Reclassification

Survey units may be reclassified subsequent to the initial classification according to the following criteria:

4.3.1 Upward Reclassification

A survey unit must be reclassified from unaffected to affected if at any time in the survey planning, design, or during the actual survey, new information is obtained which indicates that the criteria for an unaffected survey unit are no longer satisfied. Upward reclassification of the survey unit is required if any surface contamination measurement exceeds 75 percent of any of the limit values in Table 3.1 of the Termination Survey Plan. That is, if a direct surface contamination measurement results exceeds: 3750 dpm/100 cm² averaged over an area not exceeding one m², or 12,500 dpm/100 cm² in a localized area 100 cm² or less; or removable surface contamination exceeds 750 dpm/100 cm². If a survey unit is reclassified upward, sufficient measurements must be taken to meet survey design guidelines for affected areas.

4.3.2 Downward Reclassification

A survey unit may be reclassified downward from affected to unaffected prior to the survey design if additional information is obtained such that the criteria for classification as an unaffected area are satisfied. For example, through the investigation for the history file preparation, additional survey results may become available subsequent to the initial classification which show that no contamination is detected and records indicate that there is no history of radioactive materials use.

4.4 Alpha Affected Areas

Due to the lack of any history of alpha contamination from SNPS operations, alpha surveys are not routinely performed during the Termination Survey. However, in the event that alpha contamination is observed a mechanism is needed to expand the scope of the Survey to ensure that applicable release criteria limits for alpha contamination are satisfied. A survey unit (structural area, system or outdoor area) is classified as an alpha affected area if the following conditions apply:

- a. alpha activity greater than 25 percent of release criteria limits has been detected, or
- b. the area or system is immediately involved with fuel handling or storage.

In alpha affected survey units, direct measurements and measurements of surface alpha contamination are added to the list of measurements normally performed at the selected measurement locations. Surface scans for alpha activity are performed in the vicinity of the selected measurement locations.

5.0 Reference Grid System and Gridding of Survey Units

The reference grid system for the Termination Survey establishes a discrete-uniform subdivision of areas covered by the survey. The principal objectives of grid marking are: to establish measurement locations for the survey design and to document where measurements were taken if the need arises to verify measurement results by repeat measurements, or to establish boundaries of areas needing remediation.

5.1 Gridding Affected Areas

5.1.1 Indoor Areas

a. Floors and Lower Walls

Floors and lower walls up to 2 meters from floor level are gridded, i.e., grids are marked on the surfaces. The grid size is one meter square.

b. Upper Walls and Ceilings

Grids are marked on upper walls and ceilings of affected structural survey units if the areas are determined to be suspect as defined in Section 7.1.2. If determined to be suspect, the areas are gridded in accordance with Paragraph a. above. If the area is not suspect, the guidance in Paragraph c. below is applied.

c. Other Surfaces

Grids are marked on surfaces of equipment and other non-regular surfaces in affected structural survey units as needed to aid in the design of surveys and to control and document the location of measurements. If not possible to mark such items into one meter square grids, regularly spaced markings one meter apart may be used.

5.1.2 Outdoor Areas

a. Site Grounds

Site grounds in affected areas are marked off in 10 meter square grids.

b. Roofs and Building Exterior Walls

Roofs and exterior walls in affected areas are marked off into grids not to exceed 5 meters square. Smaller grids (one to three meters square) may be used on small surfaces where the use of five meter grids would result in fewer than 10 grid blocks on a surface.

5.2 Gridding Unaffected Areas

5.2.1 Indoor Areas

Grid marking of surfaces in unaffected indoor structural survey units is not required. However, grids may be marked for reference purposes. The grid size is optional, (one to 10 meters square), commensurate with the size of the area. Temporary grid markings may be used to control scan surveys.

5.2.2 Outdoor Areas

Grid marking of surfaces in outdoor areas is not required. If desired for reference purposes, grids may be used. The size is optional, but shall not exceed 30 meters square on site grounds and 10 meters square on building exterior surfaces.

5.3 Gridding for Systems Surveys

Gridding on surfaces of system interiors is not normally performed. Identification of measurement locations is shown on survey maps which contain drawings or diagrams. Interiors of large tanks and vessels in affected systems may be gridded as needed to design the survey. In such cases, the surfaces are marked off into one meter grids. Square grids are used where possible, but tank ends and other non-rectangular surfaces are marked in regular shapes which approximate one meter in area.

5.4 Accuracy of Grid Marking

An accuracy objective which is reasonable for the scale of the SNPS facility is to document a measurement location with an uncertainty of less than one meter. To ensure that this is attained, grid blocks will be marked to an accuracy within 15% of the specified dimension. This also allows for accommodation of areas of irregular shape within a grid block if needed. Remnant areas at the end of rows can be incorporated into the last full size grid block as long as the area of the resultant block is not greater than approximately 25% above the area of the specified grid size.

6.0 Stratification-Breakdown of Survey Units

6.1 Structures

In affected areas, structures are generally divided into subunits for survey design and control. The floor and lower walls comprise a subunit and the upper walls and ceiling a separate subunit. Due to additional structural features and the presence of piping and equipment, additional subunits may be needed. Separate subunits are usually created to establish "populations" where biased surveys are indicated. For example, piping penetrations in floors and walls where contaminated piping systems were removed are usually grouped into a subunit. A large sump or catchment basin

location in a structural survey unit is treated as a separate subunit. Grating, decking, stairs and ladders are usually grouped into a subunit. Equipment skids are usually identified as subunits for survey of the exterior surfaces. Unaffected areas in structures need not be divided into subunits, but in some cases subunits may be used if needed to group elements in complex structures.

6.2 Outdoor Areas

Outdoor site ground areas may be divided into subunits based upon the nature of the surface, e.g., to separate paved and unpaved areas which have different survey requirements.

6.3 Systems

Systems with multiple and separate components are usually divided into subunits for survey design purposes. A typical subunit comprises a large bore component¹ and the adjacent piping. Usually tanks, heat exchangers and other vessels are treated as subunits.

6.4 Classification of Subunits

Subunits may be classified differently from the survey unit in which it resides under certain conditions. A subunit within an affected survey unit may be classified as unaffected if it is a physically separate entity with no likely mechanism for transfer of contamination from the affected portions to the unaffected portions. The typical application of this classification option is the classification of upper walls, ceilings and overhead areas within an affected survey unit as unaffected. The converse is not allowed, however, i.e., classification of an affected subunit within a unit classified as unaffected.

7.0 Measurement Location and Frequency of Measurements

7.1 Structures

This Section provides guidance for determining the frequency of measurements, i.e., the number of measurement locations in structural survey units (and/or subunits). The frequency of measurements in affected areas is determined by:

¹. Large bore at SNPS refers to piping and the piping system components associated with piping having inside diameters of 3 inches or greater.

- a. the sensitivity of scanning surveys for floor and lower walls², and
- b. the expected level of contamination relative to release criteria limits for upper walls and ceiling areas.

The measurement frequency in unaffected areas is not controlled by scan sensitivity.

Locations for fixed measurements are at or near the center of the one meter grid blocks. Unless specified otherwise in the following paragraphs, the measurements taken at fixed locations are: direct surface beta-gamma, removable surface beta-gamma (smear) and gamma exposure (or microrem) rate measurement at one meter from the surface.

In survey units classified as alpha affected, direct surface and removable surface alpha measurements are taken in addition to the measurements identified above.

7.1.1 Affected Areas - Floors and Lower Walls

Floors and lower walls of affected areas are surface scanned over 100% of the area. Measurements are taken at fixed locations. Measurements are taken systematically in every second grid block. At least 30 measurement locations are selected.

7.1.2 Affected Areas - Upper Walls and Ceilings

In large structural survey units, and those with complex structures and piping in the overhead areas, the survey design is usually implemented by establishing individual subunits for vertical and horizontal surfaces and perhaps additional subunits for equipment and furnishings. Survey intensity of upper walls and ceilings classified as affected areas is determined based upon the suspected level of residual contamination.

a. Not Suspect

The rule for determination that an area is not suspect is: expected contamination levels must be below 75 percent of release criteria guide line values, i.e., below the following values: 3750 dpm/100 cm² direct surface average, 12,500 dpm/100 cm² direct surface maximum and 750

². The scanning sensitivity value which triggers an increased frequency of fixed measurements is 75 percent of the surface contamination release criteria limit for average total surface contamination: 5000 dpm/100 cm². That is, the scanning method must be capable of detecting levels below 3750 dpm/100 cm² averaged over an area not to exceed one m². As described in Section 4.2 of the Termination Survey Plan, the Termination Survey instrumentation scanning sensitivities are below this value, so the conditional measurement frequencies in NUREG/CR-5849 are not invoked.

dpm/100 cm² removable surface contamination. If the area is not suspect, a minimum of 30 measurements locations are selected on horizontal surfaces, and 30 on vertical surfaces. The measurement density shall be at least one measurement every 20 m² averaged over the area of the subunit. A scan survey is performed in the immediate area of each selected measurement location. The scan survey covers an area of approximately one m² or greater. The measurement point locations are usually selected in a biased manner, i.e., focusing on locations where demolition, piping removal or other remediation work occurred and on surfaces where contamination potential is highest.

b. Suspect.

If any area is suspected to be or is above the levels prescribed in Paragraph a above, the survey protocol is the same as for the floors and lower walls of an affected area. That is, a 100 percent scan with the fixed location measurement frequency of one measurement every second grid block, for a minimum of 30. The area is gridded in 1 m² grids.

7.1.3 Unaffected Areas

a. Inside The Power Block

Floors and lower walls of unaffected indoor areas (structures) within the Power Block are scan surveyed over a minimum of ten percent of the area, focusing on walkways and commonly traveled areas. Measurement locations are randomly selected. At least 30 locations or an average of one measurement per 50 m² (of floor plus lower wall surface area) are required whichever is greater.

Thirty locations or an average of one measurement location per 50 m², whichever is greater, are selected at random from upper walls and ceilings. No scan survey is performed.

b. Outside The Power Block

Floors of unaffected areas outside the Power Block are scan surveyed over a minimum of ten percent of the area, concentrating on traffic areas. At least 30 locations are selected at random, or an average of one per 50 m², whichever is greater. Lower walls are not included in the survey of floor areas.

Thirty locations are selected at random from the walls (including lower walls) and ceiling areas, or an average of one per 50 m², whichever is greater. No scan survey is performed.

7.2 Outdoor Areas

7.2.1 Affected Areas - Site Grounds

Affected site ground areas are surveyed according to the nature of the surface covering.

a. Paved Areas

Paved areas are surface scan surveyed over 100 percent of the area with a beta-gamma detector. Measurement locations are selected systematically to achieve an average of at least one per 10 m^2 grid such that a minimum of 30 locations are surveyed. Direct and removable surface beta-gamma measurements and gamma exposure rate measurements (at one meter from the surface) are taken at each measurement location.

b. Unpaved Areas

Unpaved areas are scan surveyed over 100 percent of the area using a gamma detector. Gamma exposure rate measurements at one meter from the surface are performed with at least one location per 25 m^2 such that at least 30 locations are surveyed.

7.2.2 Unaffected Areas - Site Grounds

Unaffected site ground areas are surveyed according to the nature of the ground surface.

a. Paved Areas

Paved areas are surface scanned over at least 10 percent of the area with a beta-gamma detector. Direct surface contamination measurements are made at a minimum of 30 randomly selected locations.

b. Unpaved Areas

Unpaved areas are surface scanned over at least 10 percent of the area with a gamma detector (NAI or microrem). Microrem measurements at one meter from the ground surface are taken at 30 randomly selected locations.

7.2.3 Affected Areas - Building Exteriors

No building exteriors have been identified which are classified as affected. If classified as affected, they are scan surveyed over 100 percent of the area. A

minimum of 30 measurement locations are selected on each of wall surfaces and roofs or an average of one per 20 m², whichever is greater. The survey design should focus on likely areas for deposition, e.g., downwind of stacks, vents and drains.

7.2.4 Unaffected Areas - Building Exteriors

The survey of exterior surfaces of buildings and structures which are classified as unaffected is as follows:

a. Exterior Walls Surfaces

The survey of building exterior walls focuses on the area within two meters of the ground surface. The areas are surface scanned over a minimum of 10 percent of the area. Measurement locations are randomly selected for a minimum total of 30 or an average of one per 50 m², whichever is greater.

b. Roofs

The survey of building roofs which are classified as unaffected is limited to the roofs of the Power Block and immediately adjacent buildings. If any of these surfaces are classified as affected, they are surveyed in accordance with the guidelines in paragraph 7.2.3 above. Otherwise the roof areas are surveyed at a minimum of 30 location or one per 50 m², whichever is greater. Roofs of other buildings in outside areas which are classified as unaffected are not surveyed.

7.2.5 Soil Sampling

Soil samples will be collected from the the site grounds for the Termination Survey. Thirty locations will be selected at random from the site. The soil samples will be collected from the top 15 cm. of the soil column and will be analyzed as REMP samples. The analysis will include gamma spectroscopy for Co-60.

Additional soil samples are collected as needed to support the Termination Survey of plant systems, some of which extend beyond the Secured Area of the site. Soil samples may be collected, for example from leach fields, soil adjacent to or below catchments, sumps and building foundations.

7.3 Plant Systems

7.3.1 Selection of Measurement Locations

Surveys of systems are biased sampling surveys. Selection of measurement locations in both affected and unaffected systems focuses on the locations with

the highest probability for contamination considering the system design and operational characteristics. Typically, the inlets, outlets, system interfaces, system crud traps and flow impingement areas are selected. A "location" in a system survey design is generally identified as an area which includes a surface defined by the interior of a component or of a discrete-specified length of piping in piping systems. A component includes any discrete element which is distinguishable from piping. When a component is removed or opened for access for Termination Survey measurements, typically three measurement locations are established: the component interior surfaces and the two piping spool pieces immediately adjacent. In non-piping systems such as ventilation systems, locations are identified as local areas where air impinges, such as inlet and outlet baffles and ducting interior surfaces at bends and cleanouts. The survey design should take advantage of low cost access methods including destructive cutting of piping, (where permitted).

7.3.2 Breakdown Into Subunits

Systems, including mechanical systems, such as the main steam turbine, are broken down into subunits by functional areas, components or locations. Large vessels and heat exchangers are usually considered to be subunits of the system in which they are located. In piping systems, each fluid carrying interface to other systems is usually established as a subunit.

7.3.3 Survey Measurements

The interior surfaces of components selected for survey measurements are usually scanned over 100 percent of the accessible area. Where physical size permits, locations are selected such that both direct and removable surface contamination measurements can be taken. Gamma exposure rate measurements are not usually taken within system components, except where interiors are large enough for human occupancy, i.e., large tanks and spaces such as the Condenser Hotwell. At least one direct surface and removable surface contamination measurement is taken at each location.

7.3.4 Measurement Frequency - Affected Systems

In general, the measurement frequency is strongly influenced by the size and complexity of a system. In affected systems, the design guideline is a minimum of 30 measurement locations. Exceptions may arise where the system is limited in physical extent such that 30 discrete locations cannot be identified.

7.3.5 Measurement Frequency - Unaffected Systems

In unaffected systems, a minimum of 10 measurement locations will be selected. Similarly, in unaffected systems, the number of measurements may be limited by the physical extent of the system, so exceptions may be made to the minimum number guideline.

7.3.6 Embedded Piping

Two piping systems, Liquid Radioactive Waste (G11), and Fuel Pool Cooling and cleanup (G41), have substantial lengths of piping which are embedded in reinforced concrete structural members, i.e., floors and walls. The embedded piping in G11 and G41 systems are each established as separate survey units for the Termination Survey. For management of the survey, each may be further divided into subunits for survey design and control purposes. All G11 and G41 embedded piping is classified as affected. Detailed surveys are performed with detectors inserted into embedded piping runs. All openings and normal access points (cleanouts) will be surveyed. All runs of piping will be systematically surveyed over at least 25 percent of their length.

Termination Survey Report for Turbine System (N31)

ATTACHMENT

RELEASE RECORD FOR TURBINE SYSTEM

SHOREHAM DECOMMISSIONING TERMINATION SURVEY RELEASE RECORD REPORT

1. Survey Unit No.: SU029
2. Survey Unit Name: TURBINE
3. System Index Code: N31

MASTER COPY

4. Description: The main turbine is an 1800 RPM unit with a double-flow high pressure (HP) turbine section (TU-001C), and two double-flow low pressure (LP) sections (TU-001A&B). The turbine generator is located on the operating floor of the Turbine Building (El. 63'-0") with the HP turbine at the west end and the moisture separator/reheaters on either side of the HP turbine.

5. History: The Shoreham plant achieved initial criticality in February 1985. Low power testing was performed intermittently at power levels not exceeding 5% of full power from July 1985 until June 1987. The total fuel burnup corresponds to approximately two effective full power days. The turbine was rolled using Main Steam on three occasions. The first two occurred on August 20 and 26, 1986. The final time the turbine was on line was from June 4 - 5, 1987. No decontamination or other decommissioning activity was performed on the turbine proper. Even though there is no history of measured contamination, the Turbine was classified as "affected." This classification is based on the fact that it received radioactive steam, in accordance with the classification criteria in the Termination Survey Plan.

6. Survey Design: A review was conducted of the turbine design and operating characteristics (process stream flow paths), to establish the survey design. This review examined inlets, outlets, system interfaces, potential areas of flow impingement and crud traps in accordance with the guidance in SP67X001.10, Termination Survey Design. In addition, consideration was given to previous characterization and operational survey results, as well as cost and safety of personnel. Previous characterization surveys of components which interface with the main turbine (Main Condenser, Combined Intermediate Valves, Moisture Separator/Reheaters, Heater Drains, and Extraction Steam) revealed no residual contamination requiring decommissioning activities. The low pressure turbine casings were not disturbed for survey. It was deemed unreasonable to expect residual contamination at the downstream components where no contamination was found on the high pressure section interface locations. As a result, the overall design approach was to concentrate on the HP section. The termination survey covers the HP section including the inlets, exhausts, and flow impingement surfaces, i.e., the rotors.

The survey design consists of 57 locations which systematically and comprehensively covers the HP (high pressure) turbine section. The locations selected cover the main rotor and turbine blades, the diaphragm inserts, steam inlet, steam exhaust, steam seal exhaust, and turbine casing steam side surfaces. At each of the 57 survey locations, numerous measurement points were selected, generally distributed uniformly over the surfaces exposed to process steam. A smear was taken at every measurement point for a total of 2247 measurements and a fixed-direct beta-gamma measurement was taken at every other measurement point for a total of 1091 measurements. 108 of the smears were also analyzed for removable alpha contamination. At each of the 57 locations, a beta-gamma scan survey was performed over the surfaces accessible to the HP260 GM pancake probe. The turbine was rotated 180° to allow access to the full circumference of the HP turbine stages. Background levels to be applied to these measurements were determined as described in the Termination Survey Plan and implementing procedure, SP67X001.09. Background values applied to the attached data report are 14 cpm for direct beta-gamma measurements, 1 cpm for removable beta-gamma, and 0.05 cpm for removable alpha measurements. Instrumentation efficiencies for the above measurements are 0.017, 0.312, and 0.238, respectively.

Results of the survey as shown in the attached Survey Data Report are compared against the release criteria. The survey results demonstrate that the applicable release criteria for surface contamination are satisfied, and are summarized as follows:

- a.) for fixed plus removable beta-gamma measurements the upper limit of the confidence interval for the mean value (\bar{x}), at the 95% confidence level, is below 5,000 dpm/100cm². The maximum individual measurement value is less than 15,000 dpm/100cm²;
- b.) for removable beta-gamma contamination, the upper limit of the confidence interval for the mean value (\bar{x}), at the 95% confidence level, is less than 1000 dpm/100cm², and no single measurement exceeded 1000 dpm/100cm²;
- c.) for removable alpha contamination, the upper limit of the confidence interval for the mean value (\bar{x}), at the 95% confidence level, is less than 1000 dpm/100cm², and no single measurement exceeded 1000 dpm/100cm².

The survey unit did not meet the classification requirements of an alpha-affected area, therefore no fixed-direct alpha measurements were required. As the final configuration of the turbine does not accommodate human occupancy, gamma exposure rates at one meter were not taken.

A partial repeat survey, called the QC replicate survey, was performed. This is a 5% sample of the 57 principal survey locations, selected at random, providing an independent check on the survey results. Three locations were selected: 1) the eighth inset, east, on upper casing, 2) the southeast steam exhaust port on lower casing, and 3) the HP Turbine second stage, west. A total of approximately 100 direct and 200 removable surface beta-gamma measurements were performed. 15 removable alpha measurements were also performed. The QC survey results meet the acceptance criterion, i.e., all measurements are within $\bar{x} \pm 1.96 x_s$ of the mean for the principal survey measurements for both direct and removable beta-gamma surface contamination, as well as removable alpha contamination. Note that \bar{x} and x_s refer to the mean value and the standard deviation of the principal survey measurements. The attached data report for the QC replicate survey shows the measurements and the comparison to the acceptance criterion.

7. Final Configuration: The turbine will remain with the hood removed until NRC inspection is complete; the turbine will then be reassembled to meet the Termination Survey Program requirements for "non-functional" systems. The reassembled turbine will be a closed unit which essentially eliminates the potential for subsequent internal contamination. Interim cleanliness is maintained under Station Procedures 12X023.01 "Station Housekeeping" and 12X023.02 "Requirements for Cleaning and Maintenance of Cleanliness", establishing the area as a Housekeeping Cleanliness Zone III, and under SP 61X010.03, "Health Physics Postings and Signs", establishing it as a Health Physics Clean Area.

8. Attachments (Y,N,N/A): Y Survey Data Report

N/A Other:

9. Prepared by/Date: Cheryl T. Newman as Revised by SRC. 2/20/93

10. Reviewed by/Date: Cheryl T. Newman 2/20/93

11. NQA Reviewed/Date: Richard L. Patch 2/20/93

12. SRC Approved/Date: M. Nelson 2/20/93

Beta-gamma direct:

Principal, two sigma UL = 820 dpm/100 cm²

Principal, two sigma LL = -392 " "

QC max value = 706 dpm/100 cm²

QC min value = -353 " "

Beta-gamma removable:

Principal, two sigma UL = 42 dpm/100 cm²

Principal, two sigma LL = -42 " "

QC max value = 12 dpm/100 cm²

QC min value = -4 " "

Alpha removable:

Principal, two sigma UL = 2 dpm/100 cm²

Principal, two sigma LL = -2 " "

QC max value = 2 dpm/100 cm²

QC min value = 0 " "

Clyde T. Newson 2/20/93

Termination Survey Data Report
QC Summary Report
(DPM/100cm2)

Survey Unit Id. SU029-Q
Survey Unit Name: TURBINE

| | beta-gamma direct | beta-gamma removable | alpha direct | alpha removable | micro rem per/hour |
|-----------|----------------------|-------------------------|-----------------|--------------------|-----------------------|
| Count | 119 | 238 | 0 | 15 | 0 |
| Min | -353 | -4 | | 0 | |
| Max | 706 | 12 | | 2 | |
| Mean | 148 | 1 | | -0 | |
| Std D | 252 | 4 | | 1 | |
| μ val | 187 | 2 | | 0 | |
| Neg Cnt | 28 | 120 | | 15 | |

Termination Survey Data Report
Summary Report
(DPM/100cm²)

Survey Unit Id. SU029
Survey Unit Name: TURBINE

| | beta-gamma direct | beta-gamma removable | alpha direct | alpha removable | micro rem per/hour |
|-----------|----------------------|-------------------------|-----------------|--------------------|-----------------------|
| Count | 1091 | 2249 | 0 | 108 | 0 |
| Min | -588 | -179 | | -2 | |
| Max | 1388 | 21 | | 4 | |
| Mean | 216 | -0 | | 0 | |
| Std D | 304 | 21 | | 1 | |
| μ val | 232 | 0 | | 0 | |
| Neg Cnt | 230 | 1008 | | 80 | |

SHOREHAM DECOMMISSIONING PROJECT
Termination Survey Data Report

FORM CODE
SU029

Beta Gamma, Gamma Survey Results

Survey Unit ID. : SU029
Name: TURBINE

Building : SU

Name:

Survey date 02/08/93

| Instrument Type | | Fl. Mon. | GM LAD | | Smear Ctr. | | MicroRem | |
|-----------------|-------|-----------|------------------|------------|----------------------|------------|------------------|-----------|
| | | | total beta-gamma | | removable beta-gamma | | | |
| Block ID | point | Surf scan | gcpm | dpm/100cm2 | gcpm | dpm/100cm2 | observed uRem/hr | net uR/hr |
| 2-1-1 | 1 | | 14.0 | 0 | 1.00 | -0 | | |
| 2-1-2 | 2 | | | | 4.00 | 8 | | |
| 2-1-3 | 3 | | 20.0 | 352 | 4.00 | 8 | | |
| 2-1-4 | 4 | | | | 0.00 | -4 | | |
| 2-1-5 | 5 | | 24.0 | 586 | 0.00 | -4 | | |
| 2-1-6 | 6 | | | | 1.00 | -0 | | |
| 2-1-7 | 7 | | 10.0 | -235 | 3.00 | 5 | | |
| 2-1-8 | 8 | | | | 0.00 | -4 | | |
| 2-1-9 | 9 | | 9.00 | -294 | 2.00 | 2 | | |
| 2-1-10 | 10 | | | | 1.00 | -0 | | |
| 2-1-11 | 11 | | 21.0 | 411 | 0.00 | -4 | | |
| 2-1-12 | 12 | | | | 4.00 | 8 | | |
| 2-1-13 | 13 | | 15.0 | 58 | 1.00 | -0 | | |
| 2-1-14 | 14 | | | | 4.00 | 8 | | |
| 2-1-15 | 15 | | 15.0 | 58 | 3.00 | 5 | | |
| 2-1-16 | 16 | | | | 0.00 | -4 | | |
| 2-1-17 | 17 | | 11.0 | -176 | 1.00 | -0 | | |
| 2-1-18 | 18 | | | | 2.00 | 2 | | |
| 2-1-19 | 19 | | 18.0 | 235 | 0.00 | -4 | | |
| 2-1-20 | 20 | | | | 1.00 | -0 | | |
| 2-1-21 | 21 | | 12.0 | -117 | 0.00 | -4 | | |
| 2-1-22 | 22 | | | | 2.00 | 2 | | |
| 2-1-23 | 23 | | 11.0 | -176 | 0.00 | -4 | | |
| 2-1-24 | 24 | | | | 2.00 | 2 | | |
| 2-1-25 | 25 | | 16.0 | 117 | 0.00 | -4 | | |
| 2-1-26 | 26 | | | | 2.00 | 2 | | |
| 2-1-27 | 27 | | 15.0 | 58 | 2.00 | 2 | | |
| 2-1-28 | 28 | | | | 2.00 | 2 | | |
| 2-1-29 | 29 | | 15.0 | 58 | 3.00 | 5 | | |
| 2-1-30 | 30 | | | | 3.00 | 5 | | |
| 10-1-1 | 191 | | 21.0 | 411 | 1.00 | -0 | | |
| 10-1-2 | 192 | | | | 3.00 | 5 | | |
| 10-1-3 | 193 | | 15.0 | 58 | 0.00 | -4 | | |

SHOREHAM DECOMMISSIONING PROJECT
Termination Survey Data Report

FORM CODE
SU029

Beta Gamma, Gamma Survey Results

Survey Unit ID. :SU029
Name: TURBINE

Building :SU

Name:

Survey date 02/08/93

| Instrument Type | | Fl. Mon. | GM LAD | | Smear Ctr. | | MicroRem | |
|-----------------|-------|-----------|--------|------------|------------|------------|----------|-------|
| | | | total | beta-gamma | removable | beta-gamma | observed | net |
| Block ID | point | Surf scan | gcpm | dpm/100cm2 | gcpm | dpm/100cm2 | uRm/hr | uR/hr |
| 10-1-4 | 194 | | | | 0.00 | -4 | | |
| 10-1-5 | 195 | | 22.0 | 470 | 5.00 | 11 | | |
| 10-1-6 | 196 | | | | 4.00 | 8 | | |
| 10-1-7 | 197 | | 17.0 | 176 | 1.00 | -0 | | |
| 10-1-8 | 198 | | | | 1.00 | -0 | | |
| 10-1-9 | 199 | | 23.0 | 529 | 1.00 | -0 | | |
| 10-1-10 | 200 | | | | 0.00 | -4 | | |
| 10-1-11 | 201 | | 22.0 | 470 | 2.00 | 2 | | |
| 10-1-12 | 202 | | | | 1.00 | -0 | | |
| 10-1-13 | 203 | | 24.0 | 588 | 3.00 | 5 | | |
| 10-1-14 | 204 | | | | 0.00 | -4 | | |
| 10-1-15 | 205 | | 20.0 | 352 | 1.00 | -0 | | |
| 10-1-16 | 206 | | | | 4.00 | 8 | | |
| 10-1-17 | 207 | | 8.00 | -352 | 1.00 | -0 | | |
| 10-1-18 | 208 | | | | 2.00 | 2 | | |
| 10-1-19 | 209 | | 13.0 | -58 | 1.00 | -0 | | |
| 10-1-20 | 210 | | | | 1.00 | -0 | | |
| -2-1 | 977 | | 9.00 | -294 | 1.00 | -0 | | |
| -2-2 | 978 | | | | 1.00 | -0 | | |
| -2-3 | 979 | | 22.0 | 470 | 2.00 | 2 | | |
| 37-2-4 | 980 | | | | 1.00 | -0 | | |
| 37-2-5 | 981 | | 15.0 | 58 | 0.00 | -4 | | |
| 37-2-6 | 982 | | | | 2.00 | 2 | | |
| 37-2-7 | 983 | | 20.0 | 352 | 3.00 | 5 | | |
| 37-2-8 | 984 | | | | 0.00 | -4 | | |
| 37-2-9 | 985 | | 14.0 | 0 | 1.00 | -0 | | |
| 37-2-10 | 986 | | | | 3.00 | 5 | | |
| 37-2-11 | 987 | | 27.0 | 764 | 1.00 | -0 | | |
| 37-2-12 | 988 | | | | 5.00 | 11 | | |
| 37-2-13 | 989 | | 16.0 | 117 | 3.00 | 5 | | |
| 37-2-14 | 990 | | | | 1.00 | -0 | | |
| 37-2-15 | 991 | | 17.0 | 176 | 1.00 | -0 | | |
| 37-2-16 | 992 | | | | 0.00 | -4 | | |

SHOREHAM DECOMMISSIONING PROJECT
Termination Survey Data Report

FORM CODE
SU029

Beta Gamma, Gamma Survey Results

Survey Unit ID: SU029
Name: TUPBINE

Building: SU

Name:

Survey date 02/08/93

| Instrument Type | | Fl. Mon. | GM LAD | | Smear Ctr. | | MicroRem | |
|-----------------|-------|-----------|--------|------------|------------|------------|----------|-------|
| | | | total | beta-gamma | removable | beta-gamma | observed | net |
| Block ID | point | Surf scan | gcpm | dpm/100cm2 | gcpm | dpm/100cm2 | uRem/hr | uR/hr |
| 37-2-17 | 993 | | 14.0 | 0 | 2.00 | 2 | | |
| 37-2-18 | 994 | | | | 2.00 | 2 | | |
| 37-2-19 | 995 | | 9.00 | -294 | 1.00 | -0 | | |
| 37-2-20 | 996 | | | | 2.00 | 2 | | |
| 37-2-21 | 997 | | 6.00 | -470 | 2.00 | 2 | | |
| 37-2-22 | 998 | | | | 2.00 | 2 | | |
| 37-2-23 | 999 | | 8.00 | -352 | 1.00 | -0 | | |
| 37-2-24 | 1000 | | | | 0.00 | -4 | | |
| 37-2-25 | 1001 | | 17.0 | 176 | 3.00 | 5 | | |
| 37-2-26 | 1002 | | | | 1.00 | -0 | | |
| 37-2-27 | 1003 | | 13.0 | -58 | 1.00 | -0 | | |
| 37-2-28 | 1004 | | | | 2.00 | 2 | | |
| 37-2-29 | 1005 | | 25.0 | 647 | 3.00 | 5 | | |
| 37-2-30 | 1006 | | | | 2.00 | 2 | | |
| 37-2-31 | 1007 | | 19.0 | 294 | 0.00 | -4 | | |
| 37-2-32 | 1008 | | | | 2.00 | 2 | | |
| 37-2-33 | 1009 | | 17.0 | 176 | 3.00 | 5 | | |
| 37-2-34 | 1010 | | | | 0.00 | -4 | | |
| 37-2-35 | 1011 | | 18.0 | 235 | 2.00 | 2 | | |
| 37-2-36 | 1012 | | | | 3.00 | 5 | | |
| 37-2-37 | 1013 | | 19.0 | 294 | 1.00 | -0 | | |
| 37-2-38 | 1014 | | | | 2.00 | 2 | | |
| 37-2-39 | 1015 | | 18.0 | 235 | 2.00 | 2 | | |
| 37-2-40 | 1016 | | | | 0.00 | -4 | | |
| 37-2-41 | 1017 | | 15.0 | 58 | 0.00 | -4 | | |
| 37-2-42 | 1018 | | | | 1.00 | -0 | | |
| 37-2-43 | 1019 | | 14.0 | 0 | 1.00 | -0 | | |
| 37-2-44 | 1020 | | | | 4.00 | 8 | | |
| 37-2-45 | 1021 | | 17.0 | 176 | 1.00 | -0 | | |
| 37-2-46 | 1022 | | | | 2.00 | 2 | | |
| 37-2-47 | 1023 | | 11.0 | -176 | 2.00 | 2 | | |
| 37-2-48 | 1024 | | | | 1.00 | -0 | | |
| 37-2-49 | 1025 | | 12.0 | -117 | 1.00 | -0 | | |

SHOREHAM DECOMMISSIONING PROJECT
Termination Survey Data Report

FORM CODE
SU029

Beta Gamma, Gamma Survey Results

Survey Unit ID. : SU029
Name: TURBINE

Building : SU

Name:

Survey date 02/08/93

| Instrument Type | | Fl. Mon. | GM LAD | | Smear Ctr. | | MicroRem | |
|-----------------|-------|-----------|------------------|------------|----------------------|------------|------------------|-----------|
| | | | total beta-gamma | | removable beta-gamma | | | |
| Block ID | point | Surf scan | gcpm | dpm/100cm2 | gcpm | dpm/100cm2 | observed uRem/hr | net uR/hr |
| 37-2-50 | 1026 | | | | 2.00 | 2 | | |
| 37-2-51 | 1027 | | 28.0 | 823 | 2.00 | 2 | | |
| 37-2-52 | 1028 | | | | 3.00 | 5 | | |
| 11-1-1 | 211 | | 19.0 | 294 | 4.00 | 8 | | |
| 11-1-2 | 212 | | | | 2.00 | 2 | | |
| 11-1-3 | 213 | | 22.0 | 470 | 1.00 | -0 | | |
| 11-1-4 | 214 | | | | 2.00 | 2 | | |
| 11-1-5 | 215 | | 13.0 | -58 | 0.00 | -3 | | |
| 11-1-6 | 216 | | | | 2.00 | 2 | | |
| 11-1-7 | 217 | | 24.0 | 588 | 2.00 | 2 | | |
| 11-1-8 | 218 | | | | 0.00 | -3 | | |
| 11-1-9 | 219 | | 18.0 | 235 | 1.00 | -0 | | |
| 11-1-10 | 220 | | | | 2.00 | 2 | | |
| 11-1-11 | 221 | | 19.0 | 294 | 0.00 | -3 | | |
| 11-1-12 | 222 | | | | 2.00 | 2 | | |
| 11-1-13 | 223 | | 16.0 | 117 | 3.00 | 6 | | |
| 11-1-14 | 224 | | | | 0.00 | -3 | | |
| 11-1-15 | 225 | | 18.0 | 235 | 1.00 | -0 | | |
| 11-1-16 | 226 | | | | 1.00 | -0 | | |
| 11-1-17 | 227 | | 17.0 | 176 | 2.00 | 2 | | |
| 11-1-18 | 228 | | | | 2.00 | 2 | | |
| 11-1-19 | 229 | | 13.0 | -58 | 2.00 | 2 | | |
| 11-1-20 | 230 | | | | 3.00 | 6 | | |
| 12-1-1 | 231 | | 5.00 | -529 | 4.00 | 9 | | |
| 12-1-2 | 232 | | | | 0.00 | -3 | | |
| 12-1-3 | 233 | | 16.0 | 117 | 2.00 | 2 | | |
| 12-1-4 | 234 | | | | 3.00 | 6 | | |
| 12-1-5 | 235 | | 11.0 | -176 | 3.00 | 6 | | |
| 12-1-6 | 236 | | | | 4.00 | 9 | | |
| 12-1-7 | 237 | | 14.0 | 0 | 1.00 | -0 | | |
| 12-1-8 | 238 | | | | 0.00 | -3 | | |
| 12-1-9 | 239 | | 17.0 | 176 | 4.00 | 9 | | |
| 12-1-10 | 240 | | | | 1.00 | -0 | | |

page No. 5
Date: 02/22/93

SHOREHAM DECOMMISSIONING PROJECT
Termination Survey Data Report

FORM CODE
SU029

Beta Gamma, Gamma Survey Results

Survey Unit ID: SU029
Name: TURBINE

Building: SU

Name:

Survey date 02/08/93

| Instrument Type | | Fl. Mon. | GM LAD | | Smear Ctr. | | MicroRem | |
|-----------------|-------|-----------|------------------|------------|----------------------|------------|------------------|-----------|
| | | | total beta-gamma | | removable beta-gamma | | | |
| Block ID | point | Surf scan | gcpm | dpm/100cm2 | gcpm | dpm/100cm2 | observed uRem/hr | net uR/hr |
| 12-1-11 | 241 | | 22.0 | 470 | 1.00 | -0 | | |
| 12-1-12 | 242 | | | | 0.00 | -3 | | |
| 12-1-13 | 243 | | 15.0 | 58 | 1.00 | -0 | | |
| 12-1-14 | 244 | | | | 1.00 | -0 | | |
| 12-1-15 | 245 | | 17.0 | 176 | 0.00 | -3 | | |
| 12-1-16 | 246 | | | | 2.00 | 2 | | |
| 12-1-17 | 247 | | 15.0 | 58 | 2.00 | 2 | | |
| 12-1-18 | 248 | | | | 0.00 | -3 | | |
| 12-1-19 | 249 | | 7.00 | -411 | 2.00 | 2 | | |
| 12-1-20 | 250 | | | | 0.00 | -3 | | |
| 13-1-1 | 251 | | 17.0 | 176 | 2.00 | 2 | | |
| 13-1-2 | 252 | | | | 0.00 | -3 | | |
| 13-1-3 | 253 | | 15.0 | 58 | 2.00 | 2 | | |
| 13-1-4 | 254 | | | | 2.00 | 2 | | |
| 13-1-5 | 255 | | 22.0 | 470 | 2.00 | 2 | | |
| 13-1-6 | 256 | | | | 0.00 | -3 | | |
| 13-1-7 | 257 | | 15.0 | 58 | 1.00 | -0 | | |
| 13-1-8 | 258 | | | | 1.00 | -0 | | |
| 13-1-9 | 259 | | 20.0 | 352 | 1.00 | -0 | | |
| 13-1-10 | 260 | | | | 0.00 | -3 | | |
| 13-1-11 | 261 | | 16.0 | 117 | 2.00 | 2 | | |
| 13-1-12 | 262 | | | | 1.00 | -0 | | |
| 13-1-13 | 263 | | 16.0 | 117 | 0.00 | -3 | | |
| 13-1-14 | 264 | | | | 4.00 | 9 | | |
| 13-1-15 | 265 | | 24.0 | 588 | 1.00 | -0 | | |
| 13-1-16 | 266 | | | | 0.00 | -3 | | |
| 13-1-17 | 267 | | 11.0 | -176 | 1.00 | -0 | | |
| 13-1-18 | 268 | | | | 2.00 | 2 | | |
| 13-1-19 | 269 | | 17.0 | 176 | 1.00 | -0 | | |
| 13-1-20 | 270 | | | | 2.00 | 2 | | |
| 14-1-1 | 271 | | 10.0 | -235 | 3.00 | 6 | | |
| 14-1-2 | 272 | | | | 2.00 | 2 | | |
| 14-1-3 | 273 | | 21.0 | 411 | 1.00 | -0 | | |

SHOREHAM DECOMMISSIONING PROJECT
Termination Survey Data Report

FORM CODE
SU029

Beta Gamma, Gamma Survey Results

Survey Unit ID. :SU029
Name: TURBINE

Building :SU

Survey date 02/08/93

Name:

| Instrument Type | | Fl. Mon. | GM LAD | | Smear Ctr. | | MicroRem | |
|-----------------|-------|-----------|------------------|------------|----------------------|------------|------------------|-----------|
| | | | total beta-gamma | | removable beta-gamma | | | |
| Block ID | point | Surf scan | gcpm | dpm/100cm2 | gcpm | dpm/100cm2 | observed uRem/hr | net uR/'r |
| 14-1-4 | 274 | | | | 2.00 | 2 | | |
| 14-1-5 | 275 | | 10.0 | -235 | 0.00 | -3 | | |
| 14-1-6 | 276 | | | | 2.00 | 2 | | |
| 14-1-7 | 277 | | 11.0 | -176 | 2.00 | 2 | | |
| 14-1-8 | 278 | | | | 0.00 | -3 | | |
| 14-1-9 | 279 | | 12.0 | -117 | 1.00 | -0 | | |
| 14-1-10 | 280 | | | | 0.00 | -3 | | |
| 14-1-11 | 281 | | 22.0 | 470 | 1.00 | -0 | | |
| 14-1-12 | 282 | | | | 0.00 | -3 | | |
| 14-1-13 | 283 | | 18.0 | 235 | 1.00 | -0 | | |
| 14-1-14 | 284 | | | | 2.00 | 2 | | |
| 14-1-15 | 285 | | 19.0 | 294 | 1.00 | -0 | | |
| 14-1-16 | 286 | | | | 0.00 | -3 | | |
| 14-1-17 | 287 | | 19.0 | 294 | 2.00 | 2 | | |
| 14-1-18 | 288 | | | | 0.00 | -3 | | |
| 14-1-19 | 289 | | 17.0 | 176 | 1.00 | -0 | | |
| 14-1-20 | 290 | | | | 3.00 | 6 | | |
| 15-1-1 | 291 | | 14.0 | 0 | 0.00 | -3 | | |
| 15-1-2 | 292 | | | | 0.00 | -0 | | |
| 15-1-3 | 293 | | 12.0 | -117 | 2.00 | 2 | | |
| 15-1-4 | 294 | | | | 0.00 | -3 | | |
| 15-1-5 | 295 | | 15.0 | 58 | 3.00 | 6 | | |
| 15-1-6 | 296 | | | | 3.00 | 6 | | |
| 15-1-7 | 297 | | 19.0 | 294 | 2.00 | 2 | | |
| 15-1-8 | 298 | | | | 2.00 | 2 | | |
| 15-1-9 | 299 | | 19.0 | 294 | 2.00 | 2 | | |
| 15-1-10 | 300 | | | | 2.00 | 2 | | |
| 15-1-11 | 301 | | 14.0 | 0 | 1.00 | -0 | | |
| 15-1-12 | 302 | | | | 3.00 | 6 | | |
| 15-1-13 | 303 | | 8.00 | -352 | 1.00 | -0 | | |
| 15-1-14 | 304 | | | | 0.00 | -3 | | |
| 15-1-15 | 305 | | 15.0 | 58 | 2.00 | 2 | | |
| 15-1-16 | 306 | | | | 1.00 | -0 | | |

SHOREHAM DECOMMISSIONING PROJECT
Termination Survey Data Report

FORM CODE
SU029

Beta Gamma, Gamma Survey Results

Survey Unit ID. :SU029
Name: TURBINE

Building :SU

Name:

Survey date 02/08/93

| Instrument Type | | Fl. Mon. | GM LAD | | Smear Ctr. | | MicroRem | |
|-----------------|-------|-----------|------------------|------------|----------------------|------------|------------------|-----------|
| | | | total beta-gamma | | removable beta-gamma | | | |
| Block ID | point | Surf scan | gcpm | dpm/100cm2 | gcpm | dpm/100cm2 | observed uRem/hr | net uR/hr |
| 15-1-17 | 307 | | 10.0 | -235 | 1.00 | -0 | | |
| 15-1-18 | 308 | | | | 0.00 | -3 | | |
| 15-1-19 | 309 | | 8.00 | -352 | 1.00 | -0 | | |
| 15-1-20 | 310 | | | | 1.00 | -0 | | |
| 16-1-1 | 311 | | 14.0 | 0 | 3.00 | 6 | | |
| 16-1-2 | 312 | | | | 0.00 | -3 | | |
| 16-1-3 | 313 | | 12.0 | -117 | 0.00 | -3 | | |
| 16-1-4 | 314 | | | | 1.00 | -0 | | |
| 16-1-5 | 315 | | 12.0 | -117 | 0.00 | -3 | | |
| 16-1-6 | 316 | | | | 2.00 | 2 | | |
| 16-1-7 | 317 | | 14.0 | 0 | 3.00 | 6 | | |
| 16-1-8 | 318 | | | | 0.00 | -3 | | |
| 16-1-9 | 319 | | 19.0 | 294 | 2.00 | 2 | | |
| 16-1-10 | 320 | | | | 0.00 | -3 | | |
| 16-1-11 | 321 | | 14.0 | 0 | 2.00 | 2 | | |
| 16-1-12 | 322 | | | | 2.00 | 2 | | |
| 16-1-13 | 323 | | 15.0 | 58 | 3.00 | 6 | | |
| 16-1-14 | 324 | | | | 3.00 | 6 | | |
| 16-1-15 | 325 | | 16.0 | 117 | 1.00 | -0 | | |
| 16-1-16 | 326 | | | | 0.00 | -3 | | |
| 16-1-17 | 327 | | 18.0 | 235 | 4.00 | 9 | | |
| 16-1-18 | 328 | | | | 2.00 | 2 | | |
| 16-1-19 | 329 | | 14.0 | 0 | 1.00 | -0 | | |
| 16-1-20 | 330 | | | | 0.00 | -3 | | |
| 18-1-1 | 361 | | 13.0 | -58 | 0.00 | -3 | | |
| 18-1-2 | 362 | | | | 2.00 | 2 | | |
| 18-1-3 | 363 | | 13.0 | -58 | 2.00 | 2 | | |
| 18-1-4 | 364 | | | | 1.00 | -0 | | |
| 18-1-5 | 365 | | 13.0 | -58 | 2.00 | 2 | | |
| 18-1-6 | 366 | | | | 1.00 | -0 | | |
| 18-1-7 | 367 | | 21.0 | 411 | 2.00 | 2 | | |
| 18-1-8 | 368 | | | | 1.00 | -0 | | |
| 18-1-9 | 369 | | 20.0 | 352 | 3.00 | 6 | | |

SHOREHAM DECOMMISSIONING PROJECT
Termination Survey Data Report

FORM CODE
SU029

Beta Gamma, Gamma Survey Results

Survey Unit ID: SU029
Name: TURBINE

Building: SU

Name:

Survey date 02/08/93

| Instrument Type | | Fl. Mon. | GM LAD | | Smear Ctr. | | MicroRem | |
|-----------------|-------|-----------|--------|------------|------------|------------|---------------------|--------------|
| | | | total | beta-gamma | removable | beta-gamma | | |
| Block ID | point | Surf scan | gcpm | dpm/100cm2 | gcpm | dpm/100cm2 | observed uRem/hr | net uR/hr |
| 18-1-10 | 370 | | | | 2.00 | 2 | | |
| 18-1-11 | 371 | | 13.0 | -58 | 1.00 | -0 | | |
| 18-1-12 | 372 | | | | 3.00 | 6 | | |
| 18-1-13 | 373 | | 14.0 | 0 | 0.00 | -3 | | |
| 18-1-14 | 374 | | | | 2.00 | 2 | | |
| 18-1-15 | 375 | | 15.0 | 58 | 2.00 | 2 | | |
| 18-1-16 | 376 | | | | 1.00 | -0 | | |
| 18-1-17 | 377 | | 8.00 | -352 | 1.00 | -0 | | |
| 18-1-18 | 378 | | | | 1.00 | -0 | | |
| 18-1-19 | 379 | | 20.0 | 352 | 2.00 | 2 | | |
| 18-1-20 | 380 | | | | 0.00 | -3 | | |
| 18-1-21 | 381 | | 17.0 | 176 | 0.00 | -3 | | |
| 18-1-22 | 382 | | | | 2.00 | 2 | | |
| 18-1-23 | 383 | | 19.0 | 294 | 2.00 | 2 | | |
| 18-1-24 | 384 | | | | 2.00 | 2 | | |
| 18-1-25 | 385 | | 14.0 | 0 | 7.00 | 18 | | |
| 18-1-26 | 386 | | | | 4.00 | 9 | | |
| 18-1-27 | 387 | | 19.0 | 294 | 4.00 | 9 | | |
| 18-1-28 | 388 | | | | 3.00 | 6 | | |
| 18-1-29 | 389 | | 19.0 | 294 | 2.00 | 2 | | |
| 18-1-30 | 390 | | | | 2.00 | 2 | | |
| 19-1-1 | 391 | | 9.00 | -294 | 2.00 | 2 | | |
| 19-1-2 | 392 | | | | 2.00 | 2 | | |
| 19-1-3 | 393 | | 20.0 | 352 | 3.00 | 5 | | |
| 19-1-4 | 394 | | | | 4.00 | 8 | | |
| 19-1-5 | 395 | | 22.0 | 470 | 3.00 | 5 | | |
| 19-1-6 | 396 | | | | 3.00 | 5 | | |
| 19-1-7 | 397 | | 18.0 | 235 | 1.00 | -0 | | |
| 19-1-8 | 398 | | | | 0.00 | -3 | | |
| 19-1-9 | 399 | | 23.0 | 529 | 3.00 | 5 | | |
| 19-1-10 | 400 | | | | 2.00 | 2 | | |
| 20-1-1 | 401 | | 16.0 | 117 | 0.00 | -3 | | |
| 20-1-2 | 402 | | | | 2.00 | 2 | | |

SHOREHAM DECOMMISSIONING PROJECT
Termination Survey Data Report

FORM CODE
SU029

Beta Gamma, Gamma Survey Results

Survey Unit ID. : SU029
Name: TURBINE

Building : SU

Name:

Survey date 02/08/93

| Instrument Type | | Fl. Mon. | GM LAD | | Smear Ctr. | | MicroRem | |
|-----------------|-------|-----------|------------------|------------|----------------------|------------|------------------|-----------|
| | | | total beta-gamma | | removable beta-gamma | | | |
| Block ID | point | Surf scan | gcpm | dpm/100cm2 | gcpm | dpm/100cm2 | observed uRem/hr | net uR/hr |
| 20-1-3 | 403 | | 23.0 | 529 | 2.00 | 2 | | |
| 20-1-4 | 404 | | | | 1.00 | -0 | | |
| 20-1-5 | 405 | | 19.0 | 294 | 1.00 | -0 | | |
| 20-1-6 | 406 | | | | 0.00 | -3 | | |
| 20-1-7 | 407 | | 13.0 | -58 | 2.00 | 2 | | |
| 20-1-8 | 408 | | | | 0.00 | -3 | | |
| 20-1-9 | 409 | | 16.0 | 117 | 1.00 | -0 | | |
| 20-1-10 | 410 | | | | 1.00 | -0 | | |
| 2-1-31 | 31 | | 15.0 | 58 | 3.00 | 6 | | |
| 2-1-32 | 32 | | | | 1.00 | -0 | | |
| 2-1-33 | 33 | | 11.0 | -176 | 0.00 | -4 | | |
| 2-1-34 | 34 | | | | 1.00 | -0 | | |
| 2-1-35 | 35 | | 12.0 | -117 | 4.00 | 8 | | |
| 2-1-36 | 36 | | | | 2.00 | 2 | | |
| 2-1-37 | 37 | | 12.0 | -117 | 1.00 | -0 | | |
| 2-1-38 | 38 | | | | 1.00 | -0 | | |
| 2-1-39 | 39 | | 15.0 | 58 | 2.00 | 2 | | |
| 1-40 | 40 | | | | 3.00 | 5 | | |
| -41 | 41 | | 21.0 | 411 | 1.00 | -0 | | |
| -42 | 42 | | | | 5.00 | 11 | | |
| 1-43 | 43 | | 16.0 | 117 | 1.00 | -0 | | |
| 2-1-44 | 44 | | | | 4.00 | 8 | | |
| 2-1-45 | 45 | | 10.0 | -235 | 1.00 | -0 | | |
| 2-1-46 | 46 | | | | 4.00 | 8 | | |
| 2-1-47 | 47 | | 10.0 | -235 | 1.00 | -0 | | |
| 2-1-48 | 48 | | | | 4.00 | 8 | | |
| 2-1-49 | 49 | | 16.0 | 117 | 3.00 | 5 | | |
| 2-1-50 | 50 | | | | 3.00 | 5 | | |
| 21-1-1 | 411 | | 19.0 | 294 | 0.00 | -4 | | |
| 21-1-2 | 412 | | | | 1.00 | -0 | | |
| 21-1-3 | 413 | | 24.0 | 588 | 2.00 | 2 | | |
| 21-1-4 | 414 | | | | 3.00 | 5 | | |
| 21-1-5 | 415 | | 18.0 | 235 | 2.00 | 2 | | |

SHOREHAM DECOMMISSIONING PROJECT
Termination Survey Data Report

FORM CODE
SU029

Beta Gamma, Gamma Survey Results

Survey Unit ID. :SU029
Name: TURBINE

Building :SU

Name:

Survey date 02/08/93

| Instrument Type | | Fl. Mon. | GM LAD | | Smear Ctr. | | MicroRem | |
|-----------------|-------|-----------|--------|------------|------------|------------|----------|-------|
| | | | total | beta-gamma | removable | beta-gamma | observed | net |
| Block ID | point | Surf scan | gcpm | dpm/100cm2 | gcpm | dpm/100cm2 | uRem/hr | uR/hr |
| 21-1-6 | 416 | | | | 0.00 | -3 | | |
| 21-1-7 | 417 | | 10.0 | -235 | 0.00 | -3 | | |
| 21-1-8 | 418 | | | | 0.00 | -3 | | |
| 21-1-9 | 419 | | 18.0 | 235 | 0.00 | -3 | | |
| 21-1-10 | 420 | | | | 2.00 | 2 | | |
| 22-1-1 | 421 | | 17.0 | 176 | 2.00 | 2 | | |
| 22-1-2 | 422 | | | | 1.00 | -0 | | |
| 22-1-3 | 423 | | 16.0 | 117 | 0.00 | -3 | | |
| 22-1-4 | 424 | | | | 2.00 | 2 | | |
| 22-1-5 | 425 | | 15.0 | 58 | 0.00 | -3 | | |
| 22-1-6 | 426 | | | | 1.00 | -0 | | |
| 22-1-7 | 427 | | 13.0 | -58 | 0.00 | -3 | | |
| 22-1-8 | 428 | | | | 1.00 | -0 | | |
| 22-1-9 | 429 | | 9.00 | -294 | 2.00 | 2 | | |
| 22-1-10 | 430 | | | | 1.00 | -0 | | |
| 23B-1-1 | 431 | | 30.0 | 941 | 1.00 | -0 | | |
| 23B-1-2 | 432 | | | | 2.00 | 2 | | |
| 23B-1-3 | 433 | | | | 1.00 | -0 | | |
| 23B-1-4 | 434 | | | | 2.00 | 2 | | |
| 23B-1-5 | 435 | | | | 2.00 | 2 | | |
| 23B-1-6 | 436 | | | | 4.00 | 8 | | |
| 23B-1-7 | 437 | | | | 3.00 | 5 | | |
| 23B-2-1 | 438 | | 17.0 | 176 | 3.00 | 5 | | |
| 23B-2-2 | 439 | | | | 3.00 | 5 | | |
| 23B-2-3 | 440 | | | | 2.00 | 2 | | |
| 23B-2-4 | 441 | | | | 1.00 | -0 | | |
| 23B-2-5 | 442 | | | | 2.00 | 2 | | |
| 23B-2-6 | 443 | | | | 3.00 | 5 | | |
| 23B-2-7 | 444 | | | | 6.00 | 15 | | |
| 23D-3-1 | 445 | | | | | | | |
| 24B-1-1 | 452 | | 32.0 | 1058 | 3.00 | 5 | | |
| 24B-1-2 | 453 | | | | 0.00 | -3 | | |
| 24B-1-3 | 454 | | 14.0 | 0 | 3.00 | 5 | | |

SHOREHAM DECOMMISSIONING PROJECT
Termination Survey Data Report

FORM CODE
SU029

Beta Gamma, Gamma Survey Results

Survey Unit ID. :SU029
Name: TURBINE

Building :SU

Name:

Survey date 02/08/93

| Instrument Type | | Fl. Mon. | GM LAD | | Smear Ctr. | | MicroRem | |
|-----------------|-------|-----------|------------------|------------|----------------------|------------|---------------------|--------------|
| | | | total beta-gamma | | removable beta-gamma | | | |
| Block ID | point | Surf scan | gcps | dpm/100cm2 | gcps | dpm/100cm2 | observed uRem/hr | net uR/hr |
| 24B-1-4 | 455 | | | | 1.00 | -0 | | |
| 24B-1-5 | 456 | | 19.0 | 294 | 0.00 | -3 | | |
| 24B-1-6 | 457 | | | | 0.00 | -3 | | |
| 24B-1-7 | 458 | | 16.0 | 117 | 0.00 | -3 | | |
| 24B-2-1 | 459 | | | | 2.00 | 2 | | |
| 24B-2-2 | 460 | | 9.00 | -294 | 0.00 | -3 | | |
| 24B-2-3 | 461 | | | | 1.00 | -0 | | |
| 24B-2-4 | 462 | | 16.0 | 117 | 2.00 | 2 | | |
| 24B-2-5 | 463 | | | | 3.00 | 5 | | |
| 24B-2-6 | 464 | | 14.0 | 0 | 1.00 | -0 | | |
| 24B-2-7 | 465 | | | | 3.00 | 5 | | |
| 24B-3-1 | 466 | | 20.0 | 352 | 1.00 | -0 | | |
| 24B-3-2 | 467 | | | | 4.00 | 8 | | |
| 24B-3-3 | 468 | | 12.0 | -117 | 2.00 | 2 | | |
| 24B-3-4 | 469 | | | | 2.00 | 2 | | |
| 24B-3-5 | 470 | | 19.0 | 294 | 0.00 | -3 | | |
| 24B-3-6 | 471 | | | | 0.00 | -3 | | |
| 24B-3-7 | 472 | | 12.0 | -117 | 7.00 | 18 | | |
| 24B-1-1 | 473 | | 12.0 | -117 | 2.00 | 2 | | |
| 24B-1-2 | 474 | | | | 1.00 | -0 | | |
| 24B-1-3 | 475 | | | | 2.00 | 2 | | |
| 25B-1-4 | 476 | | | | 1.00 | -0 | | |
| 25B-1-5 | 477 | | | | 2.00 | 2 | | |
| 25B-1-6 | 478 | | | | 0.00 | -4 | | |
| 25B-1-7 | 479 | | | | 3.00 | 5 | | |
| 25B-2-1 | 480 | | 15.0 | 58 | 3.00 | 5 | | |
| 25B-2-2 | 481 | | | | 2.00 | 2 | | |
| 25B-2-3 | 482 | | | | 0.00 | -4 | | |
| 25B-2-4 | 483 | | | | 3.00 | 5 | | |
| 25B-2-5 | 484 | | | | 1.00 | -0 | | |
| 25B-2-6 | 485 | | | | 0.00 | -4 | | |
| 25B-2-7 | 486 | | | | 1.00 | -0 | | |
| 26B-1-1 | 487 | | 13.0 | -58 | 2.00 | 2 | | |

page No. 12
Date: 02/22/93

SHOREHAM DECOMMISSIONING PROJECT
Termination Survey Data Report

FORM CODE
SU029

Beta Gamma, Gamma Survey Results

Survey Unit ID: SU029
Name: TURBINE

Building: SU

Name:

Survey date 02/08/93

| Instrument Type | | Fl. Mon. | GM LAD | | Smear Ctr. | | MicroRem | |
|-----------------|-------|-----------|------------------|------------|----------------------|------------|----------|-------|
| | | | total beta-gamma | | removable beta-gamma | | observed | net |
| Block ID | point | Surf scan | gcpm | dpm/100cm2 | gcpm | dpm/100cm2 | uRem/hr | uR/hr |
| 26B-1-2 | 488 | | | | 1.00 | -0 | | |
| 26B-1-3 | 489 | | | | 3.00 | 5 | | |
| 26B-1-4 | 490 | | | | 1.00 | -0 | | |
| 26B-1-5 | 491 | | | | 2.00 | 2 | | |
| 26B-1-6 | 492 | | | | 1.00 | -0 | | |
| 26B-1-7 | 493 | | | | 1.00 | -0 | | |
| 26B-2-1 | 494 | | 16.0 | 117 | 1.00 | -0 | | |
| 26B-2-2 | 495 | | | | 2.00 | 2 | | |
| 26B-2-3 | 496 | | | | 3.00 | 5 | | |
| 26B-2-4 | 497 | | | | 2.00 | 2 | | |
| 26B-2-5 | 498 | | | | 2.00 | 2 | | |
| 26B-2-6 | 499 | | | | 0.00 | -4 | | |
| 26B-2-7 | 500 | | | | 2.00 | 2 | | |
| 27B-1-1 | 501 | | 16.0 | 117 | 4.00 | 8 | | |
| 27B-1-2 | 502 | | | | 1.00 | -0 | | |
| 27B-1-3 | 503 | | | | 3.00 | 5 | | |
| 27B-1-4 | 504 | | | | 5.00 | 11 | | |
| B-1-5 | 505 | | | | 4.00 | 8 | | |
| 3-1-6 | 506 | | | | 2.00 | 2 | | |
| B-1-7 | 507 | | | | 1.00 | -0 | | |
| 27B-2-1 | 508 | | 11.0 | -176 | 3.00 | 5 | | |
| 27B-2-2 | 509 | | | | 0.00 | -4 | | |
| 27B-2-3 | 510 | | | | 1.00 | -0 | | |
| 27B-2-4 | 511 | | | | 0.00 | -4 | | |
| 27B-2-5 | 512 | | | | 1.00 | -0 | | |
| 27B-2-6 | 513 | | | | 1.00 | -0 | | |
| 27B-2-7 | 514 | | | | 4.00 | 8 | | |
| 28B-1-1 | 515 | | 16.0 | 117 | 1.00 | -0 | | |
| 28B-1-2 | 516 | | | | 0.00 | -4 | | |
| 28B-1-3 | 517 | | | | 0.00 | -4 | | |
| 28B-1-4 | 518 | | | | 2.00 | 2 | | |
| 28B-1-5 | 519 | | | | 2.00 | 2 | | |
| 28B-1-6 | 520 | | | | 0.00 | -4 | | |

SHOREHAM DECOMMISSIONING PROJECT
Termination Survey Data Report

FORM CODE
SU029

Beta Gamma, Gamma Survey Results

Survey Unit ID: SU029
Name: TURBINE

Building: SU

Name:

Survey date 02/08/93

| Instrument Type | | Fl. Mon. | GM LAD | | Smear Ctr. | | MicroRem | |
|-----------------|-------|-----------|--------|------------|------------|------------|----------|-------|
| | | | total | beta-gamma | removable | beta-gamma | observed | net |
| Block ID | point | Surf scan | gcps | dpm/100cm2 | gcps | dpm/100cm2 | uRem/hr | uR/hr |
| 28B-1-7 | 521 | | | | 2.00 | 2 | | |
| 28B-2-1 | 522 | | 13.0 | -58 | 3.00 | 5 | | |
| 28B-2-2 | 523 | | | | 4.00 | 8 | | |
| 28B-2-3 | 524 | | | | 1.00 | -0 | | |
| 28B-2-4 | 525 | | | | 1.00 | -0 | | |
| 28B-2-5 | 526 | | | | 0.00 | -4 | | |
| 28B-2-6 | 527 | | | | 3.00 | 5 | | |
| 28B-2-7 | 528 | | | | 2.00 | 2 | | |
| 29B-1-1 | 529 | | 8.00 | -352 | 3.00 | 5 | | |
| 30B-1-1 | 530 | | 22.0 | 470 | 1.00 | 0 | | |
| 3-1-1 | 51 | | 16.0 | 117 | 1.00 | 0 | | |
| 3-1-2 | 52 | | | | 1.00 | -0 | | |
| 3-1-3 | 53 | | 14.0 | 0 | 0.00 | -4 | | |
| 3-1-4 | 54 | | | | 3.00 | 5 | | |
| 3-1-5 | 55 | | 11.0 | -176 | 3.00 | 5 | | |
| 3-1-6 | 56 | | | | 0.00 | -4 | | |
| 3-1-7 | 57 | | 23.0 | 529 | 0.00 | -4 | | |
| 3-1-8 | 58 | | | | 3.00 | 5 | | |
| 3-1-9 | 59 | | 15.0 | 58 | 0.00 | -4 | | |
| 3-1-10 | 60 | | | | 3.00 | 5 | | |
| 3-1-11 | 61 | | 11.0 | -176 | 0.00 | -4 | | |
| 3-1-12 | 62 | | | | 0.00 | -4 | | |
| 3-1-13 | 63 | | 10.0 | -235 | 2.00 | 2 | | |
| 3-1-14 | 64 | | | | 3.00 | 5 | | |
| 3-1-15 | 65 | | 14.0 | 0 | 2.00 | 2 | | |
| 3-1-16 | 66 | | | | 1.00 | -0 | | |
| 3-1-17 | 67 | | 18.0 | 235 | 1.00 | -0 | | |
| 3-1-18 | 68 | | | | 0.00 | -4 | | |
| 3-1-19 | 69 | | 14.0 | 0 | 1.00 | -0 | | |
| 3-1-20 | 70 | | | | 3.00 | 5 | | |
| 31-1-1 | 531 | | | | 0.00 | -4 | | |
| 31-1-2 | 532 | | 16.0 | 117 | 2.00 | 2 | | |
| 31-1-3 | 533 | | | | 3.00 | 5 | | |

page No. 14
Date: 02/22/93

SHOREHAM DECOMMISSIONING PROJECT
Termination Survey Data Report

FORM CODE
SU029

Beta Gamma, Gamma Survey Results

Survey Unit ID: SU029
Name: TURBINE

Building: SU

Name:

Survey date 02/08/93

| Instrument Type | | Fl. Mon. | GM LAD | | Smear Ctr. | | MicroRem | |
|-----------------|-------|-----------|------------------|------------|----------------------|------------|------------------|-----------|
| | | | total beta-gamma | | removable beta-gamma | | | |
| Block ID | point | Surf scan | gcpm | dpm/100cm2 | gcpm | dpm/100cm2 | observed uRem/hr | net uR/hr |
| 31-1-4 | 534 | | 20.0 | 352 | 3.00 | 5 | | |
| 31-1-5 | 535 | | | | 2.00 | 2 | | |
| 31-1-6 | 536 | | 18.0 | 235 | 0.00 | -4 | | |
| 31-1-7 | 537 | | | | 1.00 | -0 | | |
| 31-1-8 | 538 | | 13.0 | -58 | 3.00 | 5 | | |
| 31-1-9 | 539 | | | | 5.00 | 11 | | |
| 31-1-10 | 540 | | 16.0 | 117 | 1.00 | -0 | | |
| 31-1-11 | 541 | | | | 3.00 | 5 | | |
| 31-1-12 | 542 | | 24.0 | 588 | 2.00 | 2 | | |
| 31-1-13 | 543 | | | | 0.00 | -4 | | |
| 31-1-14 | 544 | | 21.0 | 411 | 1.00 | -0 | | |
| 31-1-15 | 545 | | | | 3.00 | 5 | | |
| 31-1-16 | 546 | | 26.0 | 705 | 1.00 | -0 | | |
| 31-1-17 | 547 | | | | 2.00 | 2 | | |
| 31-1-18 | 548 | | 21.0 | 411 | 0.00 | -4 | | |
| 31-1-19 | 549 | | | | 3.00 | 5 | | |
| 31-1-20 | 550 | | 17.0 | 176 | 2.00 | 2 | | |
| -2-1 | 551 | | | | 3.00 | 5 | | |
| -2-2 | 552 | | 16.0 | 117 | 1.00 | -0 | | |
| -2-3 | 553 | | | | 3.00 | 5 | | |
| -2-4 | 554 | | 17.0 | 176 | 1.00 | -0 | | |
| 31-2-5 | 555 | | | | 5.00 | 12 | | |
| 31-2-6 | 556 | | 22.0 | 470 | 2.00 | 2 | | |
| 31-2-7 | 557 | | | | 4.00 | 8 | | |
| 31-2-8 | 558 | | 16.0 | 117 | 3.00 | 5 | | |
| 31-2-9 | 559 | | | | 2.00 | 2 | | |
| 31-2-10 | 560 | | 25.0 | 647 | 4.00 | 8 | | |
| 31-2-11 | 561 | | | | 0.00 | -3 | | |
| 31-2-12 | 562 | | 33.0 | 1117 | 2.00 | 2 | | |
| 31-2-13 | 563 | | | | 1.00 | -0 | | |
| 31-2-14 | 564 | | 19.0 | 294 | 1.00 | -0 | | |
| 31-2-15 | 565 | | | | 0.00 | -3 | | |
| 31-2-16 | 566 | | 25.0 | 647 | 0.00 | -3 | | |

SHOREHAM DECOMMISSIONING PROJECT
Termination Survey Data Report

FORM CODE
SU029

Beta Gamma, Gamma Survey Results

Survey Unit ID: SU029
Name: TURBINE

Building: SU

Name:

Survey date 02/08/93

| Instrument Type | | Fl. Mon. | GM LAD | | Smear Ctr. | | MicroRem | |
|-----------------|-------|-----------|--------|------------|------------|------------|----------|-------|
| | | | total | beta-gamma | removable | beta-gamma | observed | net |
| Block ID | point | Surf scan | gcpm | dpm/100cm2 | gcpm | dpm/100cm2 | uRem/hr | uR/hr |
| 31-2-17 | 567 | | | | 2.00 | 2 | | |
| 31-2-18 | 568 | | 16.0 | 117 | 3.00 | 5 | | |
| 31-2-19 | 569 | | | | 0.00 | -3 | | |
| 31-2-20 | 570 | | 13.0 | -58 | 0.00 | -3 | | |
| 32-1-1 | 571 | | | | 4.00 | 8 | | |
| 32-1-2 | 572 | | 8.00 | -352 | 1.00 | -0 | | |
| 32-1-3 | 573 | | | | 1.00 | -0 | | |
| 32-1-4 | 574 | | 17.0 | 176 | 2.00 | 2 | | |
| 32-1-5 | 575 | | | | 2.00 | 2 | | |
| 32-1-6 | 576 | | 18.0 | 235 | 2.00 | 2 | | |
| 32-1-7 | 577 | | | | 0.00 | -3 | | |
| 32-1-8 | 578 | | 13.0 | -58 | 1.00 | -0 | | |
| 32-1-9 | 579 | | | | 1.00 | -0 | | |
| 32-1-10 | 580 | | 14.0 | 0 | 1.00 | -0 | | |
| 32-1-11 | 581 | | | | 3.00 | 6 | | |
| 32-1-12 | 582 | | 23.0 | 529 | 0.00 | -3 | | |
| 32-1-13 | 583 | | | | 1.00 | -0 | | |
| -1-14 | 584 | | 17.0 | 176 | 1.00 | -0 | | |
| -1-15 | 585 | | | | 1.00 | -0 | | |
| -1-16 | 586 | | 12.0 | -117 | 0.00 | -3 | | |
| -1-17 | 587 | | | | 0.00 | -3 | | |
| 32-1-18 | 588 | | 17.0 | 176 | 0.00 | -3 | | |
| 32-1-19 | 589 | | | | 1.00 | -0 | | |
| 32-1-20 | 590 | | 15.0 | 58 | 3.00 | 6 | | |
| 32-1-21 | 591 | | | | 6.00 | 15 | | |
| 32-1-22 | 592 | | 14.0 | 0 | 3.00 | 6 | | |
| 32-1-23 | 593 | | | | 0.00 | -3 | | |
| 32-1-24 | 594 | | 5.00 | -529 | 2.00 | 2 | | |
| 32-1-25 | 595 | | | | 1.00 | -0 | | |
| 32-1-26 | 596 | | 22.0 | 470 | 1.00 | -0 | | |
| 32-1-27 | 597 | | | | 0.00 | -3 | | |
| 32-1-28 | 598 | | 16.0 | 117 | 2.00 | 2 | | |
| 32-1-29 | 599 | | | | 0.00 | -3 | | |

SHOREHAM DECOMMISSIONING PROJECT
Termination Survey Data Report

FORM CODE
SU029

Beta Gamma, Gamma Survey Results

Survey Unit ID. :SU029
Name: TURBINE

Building :SU
Name:

Survey date 02/08/93

| Instrument Type | | Fl. Mon. | GM LAD | | Smear Ctr. | | MicroRem | |
|-----------------|-------|-----------|--------|------------|------------|------------|----------|-------|
| | | | total | beta-gamma | removable | beta-gamma | observed | net |
| Block ID | point | Surf scan | gcps | dpm/100cm2 | gcps | dpm/100cm2 | uR/hr | uR/hr |
| 32-1-30 | 600 | | 15.0 | 58 | 3.00 | 6 | | |
| 32-1-31 | 601 | | | | 3.00 | 6 | | |
| 32-1-32 | 602 | | 17.0 | 176 | 0.00 | -3 | | |
| 32-1-33 | 603 | | | | 3.00 | 6 | | |
| 32-1-34 | 604 | | 21.0 | 411 | 0.00 | -3 | | |
| 32-1-35 | 605 | | | | 4.00 | 9 | | |
| 32-1-36 | 606 | | 14.0 | 0 | 1.00 | -0 | | |
| 32-1-37 | 607 | | | | 5.00 | 12 | | |
| 32-1-38 | 608 | | 18.0 | 235 | 2.00 | 2 | | |
| 32-1-39 | 609 | | | | 2.00 | 2 | | |
| 32-1-40 | 610 | | 15.0 | 58 | 0.00 | -3 | | |
| 32-1-41 | 611 | | | | 1.00 | -0 | | |
| 32-1-42 | 612 | | 18.0 | 235 | 0.00 | -3 | | |
| 32-1-43 | 613 | | | | 4.00 | 9 | | |
| 32-1-44 | 614 | | 16.0 | 117 | 1.00 | -0 | | |
| 32-1-45 | 615 | | | | 1.00 | -0 | | |
| 32-1-46 | 616 | | 21.0 | 411 | 0.00 | -3 | | |
| 32-1-47 | 617 | | | | 0.00 | -3 | | |
| 32-1-48 | 618 | | 19.0 | 294 | 2.00 | 2 | | |
| 32-1-49 | 619 | | | | 2.00 | 2 | | |
| 32-1-50 | 620 | | 20.0 | 352 | 0.00 | -3 | | |
| 32-1-51 | 621 | | | | 3.00 | 6 | | |
| 32-1-52 | 622 | | 13.0 | -58 | 4.00 | 9 | | |
| 32-2-1 | 623 | | | | 1.00 | -0 | | |
| 32-2-2 | 624 | | 16.0 | 117 | 2.00 | 3 | | |
| 32-2-3 | 625 | | | | 4.00 | 10 | | |
| 32-2-4 | 626 | | 23.0 | 529 | 1.00 | 0 | | |
| 32-2-5 | 627 | | | | 0.00 | -2 | | |
| 32-2-6 | 628 | | 21.0 | 411 | 1.00 | 0 | | |
| 32-2-7 | 629 | | | | 1.00 | 0 | | |
| 32-2-8 | 630 | | 16.0 | 117 | 1.00 | 0 | | |
| 32-2-9 | 631 | | | | 2.00 | 3 | | |
| 32-2-10 | 632 | | 14.0 | 0 | 1.00 | 0 | | |

SHOREHAM DECOMMISSIONING PROJECT
Termination Survey Data Report

FORM CODE
SU029

Beta Gamma, Gamma Survey Results

Survey Unit ID: SU029
Name: TURBINE

Building: SU

Name:

Survey date 02/08/93

| Instrument Type | | Fl. Mor. | CK LAD | Smear Ctr. | | MicroRem | |
|-----------------|-------|-----------|------------------|----------------------|------|------------|---------|
| | | | total beta-gamma | removable beta-gamma | | observed | net |
| Block ID | point | Surf scan | gcpm | dpm/100cm2 | gcpm | dpm/100cm2 | uRem/hr |
| 32-2-11 | 633 | | | 1.00 | | 0 | |
| 32-2-12 | 634 | | 15.0 | 3.00 | | 7 | |
| 32-2-13 | 635 | | | 1.00 | | 0 | |
| 32-2-14 | 636 | | 8.00 | -352 | 2.00 | 3 | |
| 32-2-15 | 637 | | | 4.00 | | 10 | |
| 32-2-16 | 638 | | 14.0 | 0 | 2.00 | 3 | |
| 32-2-17 | 639 | | | 2.00 | | 3 | |
| 32-2-18 | 640 | | 16.0 | 117 | 0.00 | -2 | |
| 32-2-19 | 641 | | | 3.00 | | 7 | |
| 32-2-20 | 642 | | 23.0 | 529 | 0.00 | -2 | |
| 32-2-21 | 643 | | | 1.00 | | 0 | |
| 32-2-22 | 644 | | 21.0 | 411 | 1.00 | 0 | |
| 32-2-23 | 645 | | | 2.00 | | 3 | |
| 32-2-24 | 646 | | 17.0 | 176 | 3.00 | 7 | |
| 32-2-25 | 647 | | | 1.00 | | 0 | |
| 32-2-26 | 648 | | 21.0 | 411 | 3.00 | 7 | |
| 32-2-27 | 649 | | | 2.00 | | 3 | |
| 32-2-28 | 650 | | 18.0 | 235 | 1.00 | 0 | |
| 32-2-29 | 651 | | | 3.00 | | 7 | |
| 32-2-30 | 652 | | 16.0 | 117 | 1.00 | 0 | |
| 32-2-31 | 653 | | | 0.00 | | -2 | |
| 32-2-32 | 654 | | 25.0 | 647 | 3.00 | 7 | |
| 32-2-33 | 655 | | | 2.00 | | 3 | |
| 32-2-34 | 656 | | 19.0 | 294 | 3.00 | 7 | |
| 32-2-35 | 657 | | | 2.00 | | 3 | |
| 32-2-36 | 658 | | 17.0 | 176 | 3.00 | 7 | |
| 32-2-37 | 659 | | | 2.00 | | 3 | |
| 32-2-38 | 660 | | 19.0 | 294 | 1.00 | 0 | |
| 32-2-39 | 661 | | | 1.00 | | 0 | |
| 32-2-40 | 662 | | 19.0 | 294 | 1.00 | 0 | |
| 32-2-41 | 663 | | | 5.00 | | 13 | |
| 32-2-42 | 664 | | 21.0 | 411 | 1.00 | 0 | |
| 32-2-43 | 665 | | | 3.00 | | 7 | |

SHOREHAM DECOMMISSIONING PROJECT
Termination Survey Data Report

FORM CODE
SU029

Beta Gamma, Gamma Survey Results

Survey Unit ID: SU029
Name: TURBINE

Building: SU

Name:

Survey date 02/08/93

| Instrument Type | | Fl. Mon. | GM LAD | | Smear Ctr. | | MicroRem | |
|-----------------|-------|-----------|--------|------------|------------|------------|----------|-------|
| | | | total | beta-gamma | removable | beta-gamma | observed | net |
| Block ID | point | Surf scan | gcpm | dpm/100cm2 | gcpm | dpm/100cm2 | uRem/hr | uR/hr |
| 32-2-44 | 666 | | 20.0 | 352 | 2.00 | 3 | | |
| 32-2-45 | 667 | | | | 2.00 | 3 | | |
| 32-2-46 | 668 | | 18.0 | 235 | 2.00 | 3 | | |
| 32-2-47 | 669 | | | | 0.00 | -2 | | |
| 32-2-48 | 670 | | 20.0 | 352 | 0.00 | -2 | | |
| 32-2-49 | 671 | | | | 0.00 | -2 | | |
| 32-2-50 | 672 | | 15.0 | 58 | 0.00 | -2 | | |
| 32-2-51 | 673 | | | | 1.00 | 0 | | |
| 32-2-52 | 674 | | 24.0 | 588 | 3.00 | 7 | | |
| 33-1-1 | 675 | | 21.0 | 411 | 5.00 | 13 | | |
| 33-1-2 | 676 | | 8.00 | -352 | 2.00 | 2 | | |
| 33-1-3 | 677 | | | | 0.00 | -3 | | |
| 33-1-4 | 678 | | 11.0 | -176 | 1.00 | -0 | | |
| 33-1-5 | 679 | | | | 2.00 | 2 | | |
| 33-1-6 | 680 | | 15.0 | 58 | 0.00 | -3 | | |
| 33-1-7 | 681 | | | | 2.00 | 2 | | |
| 33-1-8 | 682 | | 12.0 | -117 | 2.00 | 2 | | |
| 33-1-9 | 683 | | | | 1.00 | -0 | | |
| 33-1-10 | 684 | | 16.0 | 117 | 2.00 | 2 | | |
| 33-1-11 | 685 | | | | 1.00 | -0 | | |
| 33-1-12 | 686 | | 9.00 | -294 | 2.00 | 2 | | |
| 33-1-13 | 687 | | | | 0.00 | -3 | | |
| 33-1-14 | 688 | | 10.0 | -235 | 0.00 | -3 | | |
| 33-1-15 | 689 | | | | 2.00 | 2 | | |
| 33-1-16 | 690 | | 6.00 | -470 | 3.00 | 5 | | |
| 33-1-17 | 691 | | | | 2.00 | 2 | | |
| 33-1-18 | 692 | | 12.0 | -117 | 0.00 | -3 | | |
| 33-1-19 | 693 | | | | 2.00 | 2 | | |
| 33-1-20 | 694 | | 22.0 | 470 | 0.00 | -3 | | |
| 33-1-21 | 695 | | | | 1.00 | -0 | | |
| 33-1-22 | 696 | | 21.0 | 411 | 3.00 | 5 | | |
| 33-1-23 | 697 | | | | 0.00 | -3 | | |
| 33-1-24 | 698 | | 22.0 | 470 | 1.00 | -0 | | |

SHOREHAM DECOMMISSIONING PROJECT
Termination Survey Data Report

FORM CODE
SU029

Beta Gamma, Gamma Survey Results

Survey Unit ID: SU029
Name: TURBINE

Building: SU

Name:

Survey date 02/08/93

| Instrument Type | | Fl. Mon. | GM LAD | | Smear Ctr. | | MicroRem | |
|-----------------|-------|-----------|------------------|------------|----------------------|------------|----------|-------|
| | | | total beta-gamma | | removable beta-gamma | | observed | net |
| Block ID | point | Surf scan | gcpm | dpm/100cm2 | gcpm | dpm/100cm2 | uRem/hr | uR/hr |
| 33-1-25 | 699 | | | | 4.00 | 8 | | |
| 33-1-26 | 700 | | 16.0 | 117 | 5.00 | 12 | | |
| 33-1-27 | 701 | | | | 2.00 | 2 | | |
| 33-1-28 | 702 | | 12.0 | -117 | 3.00 | 5 | | |
| 33-1-29 | 703 | | | | 0.00 | -3 | | |
| 33-1-30 | 704 | | 15.0 | 58 | 3.00 | 5 | | |
| 33-1-31 | 705 | | | | 2.00 | 2 | | |
| 33-1-32 | 706 | | 16.0 | 117 | 1.00 | -0 | | |
| 33-1-33 | 707 | | | | 0.00 | -3 | | |
| 33-1-34 | 708 | | 16.0 | 117 | 2.00 | 2 | | |
| 33-1-35 | 709 | | | | 1.00 | -0 | | |
| 33-1-36 | 710 | | 21.0 | 411 | 1.00 | -0 | | |
| 33-1-37 | 711 | | | | 2.00 | 2 | | |
| 33-1-38 | 712 | | 13.0 | -58 | 2.00 | 2 | | |
| 33-1-39 | 713 | | | | 3.00 | 5 | | |
| 33-1-40 | 714 | | 16.0 | 117 | 1.00 | -0 | | |
| 33-1-41 | 715 | | | | 1.00 | -0 | | |
| 1-1-42 | 716 | | 15.0 | 58 | 2.00 | 2 | | |
| 1-43 | 717 | | | | 2.00 | 2 | | |
| 1-44 | 718 | | 16.0 | 117 | 1.00 | -0 | | |
| 1-45 | 719 | | | | 1.00 | -0 | | |
| 33-1-46 | 720 | | 11.0 | -176 | 1.00 | -0 | | |
| 33-1-47 | 721 | | | | 3.00 | 5 | | |
| 33-1-48 | 722 | | 13.0 | -58 | 1.00 | -0 | | |
| 33-1-49 | 723 | | | | 3.00 | 5 | | |
| 33-1-50 | 724 | | 10.0 | -235 | 2.00 | 2 | | |
| 33-1-51 | 725 | | | | 1.00 | -0 | | |
| 33-1-52 | 726 | | 19.0 | 294 | 2.00 | 2 | | |
| 33-2-1 | 727 | | | | 5.00 | 12 | | |
| 33-2-2 | 728 | | 15.0 | 58 | 0.00 | -3 | | |
| 33-2-3 | 729 | | | | 1.00 | -0 | | |
| 33-2-4 | 730 | | 15.0 | 58 | 1.00 | -0 | | |
| 33-2-5 | 731 | | | | 0.00 | -3 | | |

SHOREHAM DECOMMISSIONING PROJECT
Termination Survey Data Report

FORM CODE
SU029

Beta Gamma, Gamma Survey Results

Survey Unit ID: SU029
Name: TURBINE

Building: SU

Name:

Survey date 02/08/93

| Instrument Type | | Fl. Mon. | GM LAD | | Smear Ctr. | | MicroRem | |
|-----------------|-------|-----------|------------------|------------|----------------------|------------|------------------|-----------|
| | | | total beta-gamma | | removable beta-gamma | | | |
| Block ID | point | Surf scan | gcpm | dpm/100cm2 | gcpm | dpm/100cm2 | observed uRem/hr | net uR/hr |
| 33-2-6 | 732 | | 19.0 | 294 | 1.00 | -0 | | |
| 33-2-7 | 733 | | | | 1.00 | -0 | | |
| 33-2-8 | 734 | | 14.0 | 0 | 0.00 | -3 | | |
| 33-2-9 | 735 | | | | 3.00 | 5 | | |
| 33-2-10 | 736 | | 16.0 | 117 | 2.00 | 2 | | |
| 33-2-11 | 737 | | | | 1.00 | -0 | | |
| 33-2-12 | 738 | | 11.0 | -176 | 1.00 | -0 | | |
| 33-2-13 | 739 | | | | 1.00 | -0 | | |
| 33-2-14 | 740 | | 16.0 | 117 | 0.00 | -3 | | |
| 33-2-15 | 741 | | | | 1.00 | -0 | | |
| 33-2-16 | 742 | | 16.0 | 117 | 2.00 | 2 | | |
| 33-2-17 | 743 | | | | 0.00 | -3 | | |
| 33-2-18 | 744 | | 13.0 | -58 | 1.00 | -0 | | |
| 33-2-19 | 745 | | | | 1.00 | -0 | | |
| 33-2-20 | 746 | | 10.0 | -235 | 1.00 | -0 | | |
| 33-2-21 | 747 | | | | 1.00 | -0 | | |
| 33-2-22 | 748 | | 14.0 | 0 | 2.00 | 2 | | |
| -2-23 | 749 | | | | 4.00 | 8 | | |
| 1-2-24 | 750 | | 8.00 | -352 | 1.00 | -0 | | |
| -2-25 | 751 | | | | 2.00 | 2 | | |
| 33-2-26 | 752 | | 31.0 | 1000 | 1.00 | -0 | | |
| 33-2-27 | 753 | | | | 2.00 | 2 | | |
| 33-2-28 | 754 | | 17.0 | 176 | 3.00 | 5 | | |
| 33-2-29 | 755 | | | | 2.00 | 2 | | |
| 33-2-30 | 756 | | 17.0 | 176 | 1.00 | -0 | | |
| 33-2-31 | 757 | | | | 0.00 | -3 | | |
| 33-2-32 | 758 | | 16.0 | 117 | 0.00 | -3 | | |
| 33-2-33 | 759 | | | | 3.00 | 5 | | |
| 33-2-34 | 760 | | 16.0 | 117 | 1.00 | -0 | | |
| 33-2-35 | 761 | | | | 3.00 | 5 | | |
| 33-2-36 | 762 | | 23.0 | 529 | 3.00 | 5 | | |
| 33-2-37 | 763 | | | | 1.00 | -0 | | |
| 33-2-38 | 764 | | 20.0 | 352 | 1.00 | -0 | | |

SHOREHAM DECOMMISSIONING PROJECT
Termination Survey Data Report

FORM CODE
SU029

Beta Gamma, Gamma Survey Results

Survey Unit ID: SU029
Name: TURBINE

Building: SU

Name:

Survey date 02/08/93

| Instrument Type | | Fl. Mon. | GM LAD | | Smear Ctr. | | MicroRem | |
|-----------------|-------|-----------|------------------|------------|----------------------|------------|------------------|-----------|
| | | | total beta-gamma | | removable beta-gamma | | | |
| Block ID | point | Surf scan | gcps | dpm/100cm2 | gcps | dpm/100cm2 | observed uRem/hr | net uR/hr |
| 33-2-39 | 765 | | | | 1.00 | -0 | | |
| 33-2-40 | 766 | | 19.0 | 294 | 4.00 | 8 | | |
| 33-2-41 | 767 | | | | 0.00 | -3 | | |
| 33-2-42 | 768 | | 13.0 | -58 | 1.00 | -0 | | |
| 33-2-43 | 769 | | | | 1.00 | -0 | | |
| 33-2-44 | 770 | | 15.0 | 58 | 3.00 | 5 | | |
| 33-2-45 | 771 | | | | 0.00 | -3 | | |
| 33-2-46 | 772 | | 12.0 | -117 | 2.00 | 2 | | |
| 33-2-47 | 773 | | | | 3.00 | 5 | | |
| 33-2-48 | 774 | | 17.0 | 176 | 1.00 | -0 | | |
| 33-2-49 | 775 | | | | 3.00 | 5 | | |
| 33-2-50 | 776 | | 17.0 | 176 | 3.00 | 5 | | |
| 33-2-51 | 777 | | | | 2.00 | 2 | | |
| 33-2-52 | 778 | | 19.0 | 294 | 0.00 | -3 | | |
| 4-1-1 | 71 | | 14.0 | 0 | 1.00 | -0 | | |
| 4-1-2 | 72 | | | | 3.00 | 5 | | |
| 4-1-3 | 73 | | 16.0 | 117 | 1.00 | -0 | | |
| 4-1-4 | 74 | | | | 1.00 | -0 | | |
| 4-1-5 | 75 | | 13.0 | -58 | 3.00 | 5 | | |
| 4-1-6 | 76 | | | | 2.00 | 2 | | |
| 4-1-7 | 77 | | 18.0 | 235 | 2.00 | 2 | | |
| 4-1-8 | 78 | | | | 2.00 | 2 | | |
| 4-1-9 | 79 | | 17.0 | 176 | 1.00 | -0 | | |
| 4-1-10 | 80 | | | | 2.00 | 2 | | |
| 4-1-11 | 81 | | 16.0 | 117 | 1.00 | -0 | | |
| 4-1-12 | 82 | | | | 2.00 | 2 | | |
| 4-1-13 | 83 | | 12.0 | -117 | 3.00 | 5 | | |
| 4-1-14 | 84 | | | | 2.00 | 2 | | |
| 4-1-15 | 85 | | 13.0 | -58 | 2.00 | 2 | | |
| 4-1-16 | 86 | | | | 2.00 | 2 | | |
| 4-1-17 | 87 | | 12.0 | -117 | 2.00 | 2 | | |
| 4-1-18 | 88 | | | | 1.00 | -0 | | |
| 4-1-19 | 89 | | 17.0 | 176 | 1.00 | -0 | | |

SHOREHAM DECOMMISSIONING PROJECT
Termination Survey Data Report

FORM CODE
SU029

Beta Gamma, Gamma Survey Results

Survey Unit ID. : SU029
Name: TURBINE

Building : SU

Name:

Survey date 02/08/93

| Instrument Type | Fl. Mon. | GM LAD | | Smear Ctr. | | MicroRem | | |
|-----------------|----------|-----------|------------|------------|------------|------------|---------|--------------|
| | | total | beta-gamma | removable | beta-gamma | observed | net | |
| Block ID | point | Surf scan | gcpm | dpm/100cm2 | gcpm | dpm/100cm2 | uRem/hr | net uR/hr |
| 4-1-20 | 90 | | | | | | | |
| 34A-1-1 | 779 | 18.0 | | 235 | 0.00 | -4 | | |
| 34A-1-2 | 780 | | | | 1.00 | -0 | | |
| 34A-1-3 | 781 | | | | 0.00 | -4 | | |
| 34A-1-4 | 782 | | | | 2.00 | 2 | | |
| 34A-1-5 | 783 | | | | 1.00 | -0 | | |
| 34A-1-6 | 784 | | | | 2.00 | 2 | | |
| 34A-1-7 | 785 | | | | 1.00 | -0 | | |
| 34A-2-1 | 786 | 26.0 | | 705 | 2.00 | 2 | | |
| 34A-2-2 | 787 | | | | 1.00 | -0 | | |
| 34A-2-3 | 788 | | | | 1.00 | -0 | | |
| 34A-2-4 | 789 | | | | 0.00 | -4 | | |
| 34A-2-5 | 790 | | | | 2.00 | 2 | | |
| 34A-2-6 | 791 | | | | 1.00 | -0 | | |
| 34A-2-7 | 792 | | | | 5.00 | 11 | | |
| 34A-3-1 | 793 | | | | 1.00 | -0 | | |
| 34A-3-2 | 794 | | | | | | | |
| 34A-3-3 | 795 | | | | | | | |
| 34A-3-4 | 796 | | | | | | | |
| 34A-3-5 | 797 | | | | | | | |
| 34A-3-6 | 798 | | | | | | | |
| 34A-3-7 | 799 | | | | | | | |
| 35A-1-1 | 800 | 17.0 | | 176 | 0.00 | -4 | | |
| 35A-1-1A | 801 | | | | 2.00 | 2 | | |
| 35A-1-2 | 802 | | | | 2.00 | 2 | | |
| 35A-1-3 | 803 | | | | 4.00 | 8 | | |
| 35A-1-4 | 804 | | | | 2.00 | 2 | | |
| 35A-1-5 | 805 | | | | 1.00 | -0 | | |
| 35A-1-6 | 806 | | | | 3.00 | 5 | | |
| 35A-1-7 | 807 | | | | 1.00 | -0 | | |
| 35A-2-1 | 808 | 18.0 | | 235 | 2.00 | 2 | | |
| 35A-2-3 | 809 | | | | 2.00 | 2 | | |
| 35A-2-3 | 809 | | | | 2.00 | 2 | | |

SHOREHAM DECOMMISSIONING PROJECT
Termination Survey Data Report

FORM CODE
SU029

Beta Gamma, Gamma Survey Results

Survey Unit ID. : SU029
Name: TURBINE

Building : SU

Name:

Survey date 02/08/93

| Instrument Type | | Fl. Mon. | GM LAD | | Smear Ctr. | MicroRem | |
|-----------------|-------|-----------|------------------|------------|----------------------|------------|-------------------------------|
| | | | total beta-gamma | | removable beta-gamma | | |
| Block ID | point | Surf scan | gcpm | dpm/100cm2 | gcpm | dpm/100cm2 | observed net uRem/hr uR/hr |
| 35A-2-4 | 810 | | | | 1.00 | -0 | |
| 35A-2-5 | 811 | | | | 3.00 | 5 | |
| 35A-2-6 | 812 | | | | 3.00 | 5 | |
| 35A-2-7 | 813 | | | | 1.00 | -0 | |
| 36-1-1 | 821 | | 32.0 | 1058 | 2.00 | 2 | |
| 36-1-2 | 822 | | | | 3.00 | 7 | |
| 36-1-3 | 823 | | 19.0 | 294 | 3.00 | 7 | |
| 36-1-4 | 824 | | | | 0.00 | -2 | |
| 36-1-5 | 825 | | 11.0 | -176 | 4.00 | 10 | |
| 36-1-6 | 826 | | | | 1.00 | 0 | |
| 36-1-7 | 827 | | 27.0 | 764 | 3.00 | 7 | |
| 36-1-8 | 828 | | | | 2.00 | 3 | |
| 36-1-9 | 829 | | 26.0 | 705 | 3.00 | 7 | |
| 36-1-10 | 830 | | | | 4.00 | 10 | |
| 36-1-11 | 831 | | 28.0 | 823 | 2.00 | 3 | |
| 36-1-12 | 832 | | | | 3.00 | 7 | |
| 36-1-13 | 833 | | 29.0 | 882 | 3.00 | 7 | |
| 36-1-14 | 834 | | | | 1.00 | 0 | |
| 36-1-15 | 835 | | 18.0 | 235 | 1.00 | 0 | |
| 36-1-16 | 836 | | | | 2.00 | 3 | |
| 36-1-17 | 837 | | 16.0 | 117 | 1.00 | 0 | |
| 36-1-18 | 838 | | | | 0.00 | -2 | |
| 36-1-19 | 839 | | 31.0 | 1000 | 2.00 | 3 | |
| 36-1-20 | 840 | | | | 1.00 | 0 | |
| 36-1-21 | 841 | | 18.0 | 235 | 2.00 | 3 | |
| 36-1-22 | 842 | | | | 3.00 | 7 | |
| 36-1-23 | 843 | | 13.0 | -58 | 2.00 | 3 | |
| 36-1-24 | 844 | | | | 0.00 | -2 | |
| 36-1-25 | 845 | | 10.0 | -235 | 0.00 | -2 | |
| 36-1-26 | 846 | | | | 1.00 | 0 | |
| 36-1-27 | 847 | | 13.0 | -58 | 1.00 | 0 | |
| 36-1-28 | 848 | | | | 2.00 | 3 | |
| 36-1-29 | 849 | | 17.0 | 176 | 2.00 | 3 | |

SHOREHAM DECOMMISSIONING PROJECT
Termination Survey Data Report

FORM CODE
SU029

Beta Gamma, Gamma Survey Results

Survey Unit ID: SU029
Name: TURBINE

Building: SU

Survey date 02/08/93

| Instrument Type | | Fl. Mon. | GM LAD | | Smear Ctr. | | MicroRem | |
|-----------------|-------|-----------|--------|------------|------------|------------|----------|-------|
| | | | total | beta-gamma | removable | beta-gamma | observed | net |
| Block ID | point | Surf scan | gcpm | dpm/100cm2 | gcpm | dpm/100cm2 | uRem/hr | uR/hr |
| 36-1-30 | 850 | | | | 3.00 | 7 | | |
| 36-1-31 | 851 | | 19.0 | 294 | 0.00 | -2 | | |
| 36-1-32 | 852 | | | | 0.00 | -2 | | |
| 36-1-33 | 853 | | 14.0 | 0 | 3.00 | 7 | | |
| 36-1-34 | 854 | | | | 2.00 | 3 | | |
| 36-1-35 | 855 | | 6.00 | -470 | 0.00 | -2 | | |
| 36-1-36 | 856 | | | | 3.00 | 7 | | |
| 36-1-37 | 857 | | 18.0 | 235 | 3.00 | 7 | | |
| 36-1-38 | 858 | | | | 4.00 | 10 | | |
| 36-1-39 | 859 | | 15.0 | 58 | 2.00 | 3 | | |
| 36-1-40 | 860 | | | | 3.00 | 7 | | |
| 36-1-41 | 861 | | 20.0 | 352 | 1.00 | 0 | | |
| 36-1-42 | 862 | | | | 4.00 | 10 | | |
| 36-1-43 | 863 | | 23.0 | 529 | 2.00 | 3 | | |
| 36-1-44 | 864 | | | | 0.00 | -2 | | |
| 36-1-45 | 865 | | 19.0 | 294 | 1.00 | 0 | | |
| 36-1-46 | 866 | | | | 1.00 | 0 | | |
| 36-1-47 | 867 | | 13.0 | -58 | 2.00 | 3 | | |
| 36-1-48 | 868 | | | | 0.00 | -2 | | |
| 36-1-49 | 869 | | 16.0 | 117 | 3.00 | 7 | | |
| 36-1-50 | 870 | | | | 2.00 | 3 | | |
| 36-1-51 | 871 | | 18.0 | 235 | 2.00 | 3 | | |
| 36-1-52 | 872 | | | | 0.00 | -2 | | |
| 36-2-1 | 873 | | 10.0 | -235 | 0.00 | -2 | | |
| 36-2-2 | 874 | | | | 2.00 | 2 | | |
| 36-2-3 | 875 | | 13.0 | -71 | 1.00 | -0 | | |
| 36-2-4 | 876 | | | | 2.00 | 2 | | |
| 36-2-5 | 877 | | 17.0 | 214 | 0.00 | -3 | | |
| 36-2-6 | 878 | | | | 2.00 | 2 | | |
| 36-2-7 | 879 | | 14.0 | 0 | 1.00 | -0 | | |
| 36-2-8 | 880 | | | | 2.00 | 2 | | |
| 36-2-9 | 881 | | 17.0 | 214 | 1.00 | -0 | | |
| 36-2-10 | 882 | | | | 1.00 | -0 | | |

SHOREHAM DECOMMISSIONING PROJECT
Termination Survey Data Report

FORM CODE
SU029

Beta Gamma, Gamma Survey Results

Survey Unit ID: :SU029
Name: TURBINE

Building :SU
Name:

Survey date 02/08/93

| Instrument Type | | Fl. Mon. | GM IAD | | Smear Ctr. | | MicroRem | |
|-----------------|-------|-----------|--------|------------|------------|------------|----------|-------|
| | | | total | beta-gamma | removable | beta-gamma | observed | net |
| Block ID | point | Surf scan | gcpm | dpm/100cm2 | gcpm | dpm/100cm2 | uRem/hr | uR/hr |
| 36-2-11 | 883 | | 22.0 | 571 | 1.00 | -0 | | |
| 36-2-12 | 884 | | | | 2.00 | 2 | | |
| 36-2-13 | 885 | | 7.00 | -500 | 4.00 | 8 | | |
| 36-2-14 | 886 | | | | 2.00 | 2 | | |
| 36-2-15 | 887 | | 20.0 | 428 | 1.00 | -0 | | |
| 36-2-16 | 888 | | | | 0.00 | -3 | | |
| 36-2-17 | 889 | | 21.0 | 500 | 2.00 | 2 | | |
| 36-2-18 | 890 | | | | 5.00 | 12 | | |
| 36-2-19 | 891 | | 17.0 | 214 | 5.00 | 12 | | |
| 36-2-20 | 892 | | | | 2.00 | 2 | | |
| 36-2-21 | 893 | | 12.0 | -142 | 2.00 | 2 | | |
| 36-2-22 | 894 | | | | 0.00 | -3 | | |
| 36-2-23 | 895 | | 16.0 | 142 | 1.00 | -0 | | |
| 36-2-24 | 896 | | | | 1.00 | -0 | | |
| 36-2-25 | 897 | | 17.0 | 214 | 2.00 | 2 | | |
| 36-2-26 | 898 | | | | 3.00 | 5 | | |
| 36-2-27 | 899 | | 16.0 | 142 | 4.00 | 8 | | |
| 36-2-28 | 900 | | | | 2.00 | 2 | | |
| 36-2-29 | 901 | | 26.0 | 857 | 2.00 | 2 | | |
| 36-2-30 | 902 | | | | 1.00 | -0 | | |
| 36-2-31 | 903 | | 15.0 | 71 | 2.00 | 2 | | |
| 36-2-32 | 904 | | 15.0 | 58 | 4.00 | 8 | | |
| 36-2-33 | 905 | | | | 1.00 | -0 | | |
| 36-2-34 | 906 | | | | 1.00 | -0 | | |
| 36-2-35 | 907 | | 14.0 | 0 | 0.00 | -3 | | |
| 36-2-36 | 908 | | | | 1.00 | -0 | | |
| 36-2-37 | 909 | | 13.0 | -58 | 1.00 | -0 | | |
| 36-2-38 | 910 | | | | 1.00 | -0 | | |
| 36-2-39 | 911 | | 9.00 | -294 | 0.00 | -3 | | |
| 36-2-40 | 912 | | | | 1.00 | -0 | | |
| 36-2-41 | 913 | | 16.0 | 117 | 1.00 | -0 | | |
| 36-2-42 | 914 | | | | 3.00 | 5 | | |
| 36-2-43 | 915 | | 13.0 | -58 | 2.00 | 2 | | |

SHOREHAM DECOMMISSIONING PROJECT
Termination Survey Data Report

FORM CODE
SU029

Beta Gamma, Gamma Survey Results

Survey Unit ID. :SU029
Name: TURBINE

building :2U

Name:

Survey date 02/08/93

| Instrument Type | Fl. Mon. | GM LAD | | Smear Ctr. | | MicroRem | |
|-----------------|----------|-----------|------------|------------|------------|------------|---------|
| | | total | beta-gamma | removable | beta-gamma | observed | net |
| Block ID | point | Surf scan | gcpm | dpm/100cm2 | gcpm | dpm/100cm2 | uRem/hr |
| 36-2-44 | 916 | | | 4.00 | | 8 | |
| 36-2-45 | 917 | 15.0 | 58 | 2.00 | | 2 | |
| 36-2-46 | 918 | | | 1.00 | | -0 | |
| 36-2-47 | 919 | 16.0 | 117 | 0.00 | | -3 | |
| 36-2-48 | 920 | | | 1.00 | | -0 | |
| 36-2-49 | 921 | 18.0 | 235 | 3.00 | | 5 | |
| 36-2-50 | 922 | | | 2.00 | | 2 | |
| 36-2-51 | 923 | 21.0 | 411 | 3.00 | | 5 | |
| 36-2-52 | 924 | | | 0.00 | | -3 | |
| 37-1-1 | 925 | | | 2.00 | | 2 | |
| 37-1-2 | 926 | 22.0 | 470 | 2.00 | | 3 | |
| 37-1-3 | 927 | | | 1.00 | | 0 | |
| 37-1-4 | 928 | 18.0 | 235 | 3.00 | | 7 | |
| 37-1-5 | 929 | | | 0.00 | | -2 | |
| 37-1-6 | 930 | 12.0 | -117 | 2.00 | | 3 | |
| 37-1-7 | 931 | | | 0.00 | | -2 | |
| 37-1-8 | 932 | 22.0 | 470 | 3.00 | | 7 | |
| 7-1-9 | 933 | | | 1.00 | | 0 | |
| 7-1-10 | 934 | 17.0 | 176 | 2.00 | | 3 | |
| 7-1-11 | 935 | | | 1.00 | | 0 | |
| 7-1-12 | 936 | 17.0 | 176 | 2.00 | | 3 | |
| 37-1-13 | 937 | | | 0.00 | | -2 | |
| 37-1-14 | 938 | 22.0 | 470 | 4.00 | | 10 | |
| 37-1-15 | 939 | | | 4.00 | | 10 | |
| 37-1-16 | 940 | 22.0 | 470 | 2.00 | | 3 | |
| 37-1-17 | 941 | | | 2.00 | | 3 | |
| 37-1-18 | 942 | 20.0 | 352 | 1.00 | | 0 | |
| 37-1-19 | 943 | | | 2.00 | | 3 | |
| 37-1-20 | 944 | 13.0 | -58 | 1.00 | | 0 | |
| 37-1-21 | 945 | | | 4.00 | | 10 | |
| 37-1-22 | 946 | 19.0 | 294 | 6.00 | | 16 | |
| 37-1-23 | 947 | | | 3.00 | | 7 | |
| 37-1-24 | 948 | 20.0 | 352 | 1.00 | | 0 | |

SHOREHAM DECOMMISSIONING PROJECT
Termination Survey Data Report

FORM CODE
SU029

Beta Gamma, Gamma Survey Results

Survey Unit ID: SU029
Name: TURBINE

Building: SU

Name:

Survey date 02/08/93

| Instrument Type | Fl. Mon. | GM LAD | | Smear Ctr. | | MicroRem | |
|-----------------|----------|-----------|------------|------------|------------|------------|---------|
| | | total | beta-gamma | removable | beta-gamma | observed | net |
| Block ID | point | Surf scan | gcps | dpm/100cm2 | gcps | dpm/100cm2 | uRem/hr |
| 37-1-25 | 949 | | | 2.00 | | 3 | |
| 37-1-26 | 950 | 28.0 | 823 | 2.00 | | 3 | |
| 37-1-27 | 951 | | | 1.00 | | 0 | |
| 37-1-27 | 951 | | | 1.00 | | 0 | |
| 37-1-28 | 952 | 26.0 | 705 | 1.00 | | 0 | |
| 37-1-29 | 953 | | | 3.00 | | 7 | |
| 37-1-30 | 954 | 17.0 | 176 | 1.00 | | 0 | |
| 37-1-31 | 955 | | | 2.00 | | 3 | |
| 37-1-32 | 956 | 27.0 | 764 | 1.00 | | 0 | |
| 37-1-33 | 957 | | | 1.00 | | 0 | |
| 37-1-34 | 958 | 19.0 | 294 | 4.00 | | 10 | |
| 37-1-35 | 959 | | | 3.00 | | 7 | |
| 37-1-36 | 960 | 22.0 | 470 | 2.00 | | 3 | |
| 37-1-37 | 961 | | | 2.00 | | 3 | |
| 37-1-38 | 962 | 10.0 | -235 | 0.00 | | -2 | |
| 37-1-39 | 963 | | | 2.00 | | 3 | |
| 37-1-40 | 964 | 18.0 | 235 | 1.00 | | 0 | |
| -1-41 | 965 | | | 5.00 | | 13 | |
| -1-42 | 966 | 16.0 | 117 | 4.00 | | 10 | |
| -1-43 | 967 | | | 2.00 | | 3 | |
| -1-44 | 968 | 21.0 | 411 | 4.00 | | 10 | |
| 37-1-45 | 969 | | | 1.00 | | 0 | |
| 37-1-46 | 970 | 24.0 | 588 | 3.00 | | 7 | |
| 37-1-47 | 971 | | | 0.00 | | -2 | |
| 37-1-48 | 972 | 14.0 | 0 | 0.00 | | -2 | |
| 37-1-49 | 973 | | | 1.00 | | 0 | |
| 37-1-50 | 974 | 22.0 | 470 | 2.00 | | 3 | |
| 37-1-51 | 975 | | | 3.00 | | 7 | |
| 37-1-52 | 976 | 31.0 | 1000 | 0.00 | | -2 | |
| 38-1-1 | 1029 | 20.0 | 352 | 0.00 | | -2 | |
| 38-1-2 | 1030 | | | 2.00 | | 2 | |
| 38-1-3 | 1031 | 15.0 | 58 | 2.00 | | 2 | |
| 38-1-4 | 1032 | | | 4.00 | | 9 | |

SHOREHAM DECOMMISSIONING PROJECT
Termination Survey Data Report

FORM CODE
SU029

Bet: Gamma, Gamma Survey Results

Survey Unit ID. :SU029
Name: TURBINE

Building :SU

Name:

Survey date 02/08/93

| Instrument Type | | Fl. Mon. | GM LAD | | Smear Ctr. | | MicroRem | |
|-----------------|-------|-----------|------------------|------------|----------------------|------------|------------------|-----------|
| | | | total beta-gamma | | removable beta-gamma | | | |
| Block ID | point | Surf scan | gcps | dpm/100cm2 | gcps | dpm/100cm2 | observed uRem/hr | net uR/hr |
| 38-1-5 | 1033 | | 16.0 | 117 | 1.00 | -0 | | |
| 38-1-6 | 1034 | | | | 0.00 | -3 | | |
| 38-1-7 | 1035 | | 23.0 | 529 | 0.00 | -3 | | |
| 38-1-8 | 1036 | | | | 4.00 | 9 | | |
| 38-1-9 | 1037 | | 26.0 | 705 | 1.00 | -0 | | |
| 38-1-10 | 1038 | | | | 2.00 | 2 | | |
| 38-1-11 | 1039 | | 13.0 | -58 | 2.00 | 2 | | |
| 38-1-12 | 1040 | | | | 2.00 | 2 | | |
| 38-1-13 | 1041 | | 11.0 | -176 | 3.00 | 6 | | |
| 38-1-14 | 1042 | | | | 1.00 | -0 | | |
| 38-1-15 | 1043 | | 20.0 | 352 | 2.00 | 2 | | |
| 38-1-16 | 1044 | | | | 3.00 | 6 | | |
| 38-1-17 | 1045 | | 19.0 | 294 | 2.00 | 2 | | |
| 38-1-18 | 1046 | | | | 0.00 | -3 | | |
| 38-1-19 | 1047 | | 17.0 | 176 | 1.00 | -0 | | |
| 38-1-20 | 1048 | | | | 2.00 | 2 | | |
| 38-1-21 | 1049 | | 10.0 | -235 | 2.00 | 2 | | |
| 38-1-22 | 1050 | | | | 1.00 | -0 | | |
| 38-1-23 | 1051 | | 13.0 | -58 | 2.00 | 2 | | |
| 38-1-24 | 1052 | | | | 2.00 | 2 | | |
| 38-1-25 | 1053 | | 22.0 | 470 | 0.00 | -3 | | |
| 38-1-26 | 1054 | | | | 0.00 | -3 | | |
| 38-1-27 | 1055 | | 9.00 | -294 | 2.00 | 2 | | |
| 38-1-28 | 1056 | | | | 0.00 | -3 | | |
| 38-1-29 | 1057 | | 18.0 | 235 | 1.00 | -0 | | |
| 38-1-30 | 1058 | | | | 1.00 | -0 | | |
| 5-1-1 | 91 | | 26.0 | 705 | 1.00 | -0 | | |
| 5-1-2 | 92 | | | | 1.00 | -0 | | |
| 5-1-3 | 93 | | 6.00 | -470 | 1.00 | -0 | | |
| 5-1-4 | 94 | | | | 1.00 | -0 | | |
| 5-1-5 | 95 | | 14.0 | 0 | 2.00 | 2 | | |
| 5-1-6 | 96 | | | | 0.00 | -4 | | |
| 5-1-7 | 97 | | 19.0 | 294 | 2.00 | 2 | | |

SHOREHAM DECOMMISSIONING PROJECT
Termination Survey Data Report

FORM CODE
SU029

Beta Gamma, Gamma Survey Results

Survey Unit ID: SU029
Name: TURBINE

Building: SU

Name:

Survey date 02/08/93

| Instrument Type | | Fl. Mon. | GM LAD | | Smear Ctr. | | MicroRem | |
|-----------------|-------|-----------|--------|------------|------------|------------|----------|-------|
| | | | total | beta-gamma | removable | beta-gamma | observed | net |
| Block ID | point | Surf scan | gcps | dpm/100cm2 | gcps | dpm/100cm2 | uRem/hr | uR/hr |
| 5-1-8 | 98 | | | | 2.00 | | 2 | |
| 5-1-9 | 99 | | 22.0 | 470 | 0.00 | | -4 | |
| 5-1-10 | 100 | | | | 3.00 | | 5 | |
| 5-1-11 | 101 | | 18.0 | 235 | 1.00 | | -0 | |
| 5-1-12 | 102 | | | | 2.00 | | 2 | |
| 5-1-13 | 103 | | 20.0 | 352 | 3.00 | | 5 | |
| 5-1-14 | 104 | | | | 1.00 | | -0 | |
| 5-1-15 | 105 | | 21.0 | 411 | 1.00 | | -0 | |
| 5-1-16 | 106 | | | | 1.00 | | -0 | |
| 5-1-17 | 107 | | 17.0 | 176 | 2.00 | | 2 | |
| 5-1-18 | 108 | | | | 2.00 | | 2 | |
| 5-1-19 | 109 | | 16.0 | 117 | 0.00 | | -4 | |
| 5-1-20 | 110 | | | | 0.00 | | -4 | |
| 38-1-31 | 1059 | | 18.0 | 235 | 1.00 | | -0 | |
| 38-1-32 | 1060 | | | | 0.00 | | -3 | |
| 38-1-33 | 1061 | | 18.0 | 235 | 5.00 | | 12 | |
| 38-1-34 | 1062 | | | | 4.00 | | 9 | |
| 38-1-35 | 1063 | | 18.0 | 235 | 0.00 | | -3 | |
| 38-1-36 | 1064 | | | | 4.00 | | 9 | |
| 38-1-37 | 1065 | | 19.0 | 294 | 2.00 | | 2 | |
| 38-1-38 | 1066 | | | | 0.00 | | -3 | |
| 38-1-39 | 1067 | | 16.0 | 117 | 3.00 | | 6 | |
| 38-1-40 | 1068 | | | | 1.00 | | -0 | |
| 38-1-41 | 1069 | | 18.0 | 235 | 1.00 | | -0 | |
| 38-1-42 | 1070 | | | | 2.00 | | 2 | |
| 38-1-43 | 1071 | | 9.00 | -294 | 1.00 | | -0 | |
| 38-1-44 | 1072 | | | | 1.00 | | -0 | |
| 38-1-45 | 1073 | | 26.0 | 705 | 2.00 | | 2 | |
| 38-1-46 | 1074 | | | | 6.00 | | 15 | |
| 38-1-47 | 1075 | | 18.0 | 235 | 1.00 | | -0 | |
| 38-1-48 | 1076 | | | | 1.00 | | -0 | |
| 38-1-49 | 1077 | | 13.0 | -58 | 2.00 | | 2 | |
| 38-1-50 | 1078 | | | | 0.00 | | -3 | |

SHOREHAM DECOMMISSIONING PROJECT
Termination Survey Data Report

FORM CODE
SU029

Beta Gamma, Gamma Survey Results

Survey Unit ID: SU029
Name: TURBINE

Building: SU

Name:

Survey date 02/08/93

| Instrument Type | | Fl. Mon. | GM LAD | | Smear Ctr. | | MicroRem | |
|-----------------|-------|-----------|--------|------------|------------|------------|----------|-------|
| | | | total | beta-gamma | removable | beta-gamma | observed | net |
| Block ID | point | Surf scan | gcpm | dpm/100cm2 | gcpm | dpm/100cm2 | uRem/hr | uR/hr |
| 38-1-51 | 1079 | | 16.0 | 117 | 1.00 | -0 | | |
| 38-1-52 | 1080 | | | | 3.00 | 6 | | |
| 39-1-1 | 1133 | | | | 1.00 | -0 | | |
| 39-1-2 | 1134 | | 14.0 | 0 | 2.00 | 2 | | |
| 39-1-3 | 1135 | | | | 2.00 | 2 | | |
| 39-1-4 | 1136 | | 7.00 | -411 | 1.00 | -0 | | |
| 39-1-5 | 1137 | | | | 4.00 | 9 | | |
| 39-1-6 | 1138 | | 18.0 | 235 | 3.00 | 6 | | |
| 39-1-7 | 1139 | | | | 4.00 | 9 | | |
| 39-1-8 | 1140 | | 23.0 | 529 | 2.00 | 2 | | |
| 39-1-9 | 1141 | | | | 2.00 | 2 | | |
| 39-1-10 | 1142 | | 13.0 | -58 | 4.00 | 9 | | |
| 39-1-11 | 1143 | | | | 1.00 | -0 | | |
| 39-1-12 | 1144 | | 17.0 | 176 | 4.00 | 9 | | |
| 39-1-13 | 1145 | | | | 3.00 | 6 | | |
| 39-1-14 | 1146 | | 14.0 | 0 | 5.00 | 12 | | |
| 39-1-15 | 1147 | | | | 1.00 | -0 | | |
| 39-1-16 | 1148 | | 13.0 | -58 | 1.00 | -0 | | |
| 39-1-17 | 1149 | | | | 2.00 | 2 | | |
| 39-1-18 | 1150 | | 21.0 | 411 | 1.00 | -0 | | |
| 39-1-19 | 1151 | | | | 2.00 | 2 | | |
| 39-1-20 | 1152 | | 10.0 | -235 | 1.00 | -0 | | |
| 39-1-21 | 1153 | | | | 2.00 | 2 | | |
| 39-1-22 | 1154 | | 7.00 | -411 | 2.00 | 2 | | |
| 39-1-23 | 1155 | | | | 3.00 | 6 | | |
| 39-1-24 | 1156 | | 15.0 | 58 | 3.00 | 6 | | |
| 39-1-25 | 1157 | | | | 3.00 | 6 | | |
| 39-1-26 | 1158 | | 21.0 | 411 | 2.00 | 2 | | |
| 39-1-27 | 1159 | | | | 3.00 | 6 | | |
| 39-1-28 | 1160 | | 17.0 | 176 | 3.00 | 6 | | |
| 39-1-29 | 1161 | | | | 1.00 | -0 | | |
| 39-1-30 | 1162 | | 20.0 | 352 | 0.00 | -3 | | |
| 39-1-31 | 1163 | | | | 0.00 | -3 | | |

SHOREHAM DECOMMISSIONING PROJECT
Termination Survey Data Report

FORM CODE
SU029

Beth Gamma, Gamma Survey Results

Survey Unit ID: SU029
Name: TURBINE

Building: SU

Name:

Survey date 02/08/93

| Instrument Type | | Fl. Mon. | GM LAD | | Smear Ctr. | | MicroRem | |
|-----------------|-------|-----------|--------|------------|------------|------------|----------|-------|
| | | | total | beta-gamma | removable | beta-gamma | observed | net |
| Block ID | point | Surf scan | gcpm | dpm/100cm2 | gcpm | dpm/100cm2 | uRem/hr | uR/hr |
| 39-1-32 | 1164 | | 19.0 | 294 | 0.00 | -3 | | |
| 39-1-33 | 1165 | | | | 1.00 | -0 | | |
| 39-1-34 | 1166 | | 16.0 | 117 | 3.00 | 6 | | |
| 39-1-35 | 1167 | | | | 2.00 | 2 | | |
| 39-1-36 | 1168 | | 23.0 | 529 | 3.00 | 6 | | |
| 39-1-37 | 1169 | | | | 0.00 | -3 | | |
| 39-1-38 | 1170 | | 11.0 | -176 | 1.00 | -0 | | |
| 39-1-39 | 1171 | | | | 2.00 | 2 | | |
| 39-1-40 | 1172 | | 24.0 | 588 | 3.00 | 6 | | |
| 39-1-41 | 1173 | | | | 2.00 | 2 | | |
| 39-1-42 | 1174 | | 20.0 | 352 | 1.00 | -0 | | |
| 39-1-43 | 1175 | | | | 0.00 | -3 | | |
| 39-1-44 | 1176 | | 13.0 | -58 | 3.00 | 6 | | |
| 39-1-45 | 1177 | | | | 2.00 | 2 | | |
| 39-1-46 | 1178 | | 16.0 | 117 | 1.00 | -0 | | |
| 39-1-47 | 1179 | | | | 0.00 | -3 | | |
| 39-1-48 | 1180 | | 12.0 | -117 | 3.00 | 6 | | |
| -1-49 | 1181 | | | | 3.00 | 6 | | |
| 1-50 | 1182 | | 23.0 | 529 | 1.00 | -0 | | |
| -1-51 | 1183 | | | | 2.00 | 2 | | |
| 39-1-52 | 1184 | | 14.0 | 0 | 0.00 | -3 | | |
| 40-1-1 | 1237 | | 20.0 | 352 | 1.00 | -0 | | |
| 40-1-2 | 1238 | | | | 2.00 | 2 | | |
| 40-1-3 | 1239 | | 12.0 | -117 | 2.00 | 2 | | |
| 40-1-4 | 1240 | | | | 3.00 | 6 | | |
| 40-1-5 | 1241 | | 16.0 | 117 | 3.00 | 6 | | |
| 40-1-6 | 1242 | | | | 1.00 | -0 | | |
| 40-1-7 | 1243 | | 13.0 | -58 | 1.00 | -0 | | |
| 40-1-8 | 1244 | | | | 2.00 | 2 | | |
| 40-1-9 | 1245 | | 17.0 | 176 | 2.00 | 2 | | |
| 40-1-10 | 1246 | | | | 2.00 | 2 | | |
| 40-1-11 | 1247 | | 10.0 | -235 | 3.00 | 6 | | |
| 40-1-12 | 1248 | | | | 1.00 | -0 | | |

SHOREHAM DECOMMISSIONING PROJECT
Termination Survey Data Report

FORM CODE
SU029

Beta Gamma, Gamma Survey Results

Survey Unit ID. :SU029
Name: TURBINE

Building :SU

Name:

Survey date 02/08/93

| Instrument Type | | Fl. Mon. | GM LAD | | Smear Ctr. | | MicroRem | |
|-----------------|-------|-----------|--------|------------|------------|------------|----------|-------|
| | | | total | beta-gamma | removable | beta-gamma | observed | net |
| Block ID | point | Surf scan | gcps | dpm/100cm2 | gcps | dpm/100cm2 | uRem/hr | uR/hr |
| 40-1-13 | 1249 | | 15.0 | 58 | 0.00 | -3 | | |
| 40-1-14 | 1250 | | | | 2.00 | 2 | | |
| 40-1-15 | 1251 | | 19.0 | 294 | 0.00 | -3 | | |
| 40-1-16 | 1252 | | | | 0.00 | -3 | | |
| 40-1-17 | 1253 | | 13.0 | -58 | 1.00 | -0 | | |
| 40-1-18 | 1254 | | | | 0.00 | -3 | | |
| 40-1-19 | 1255 | | 14.0 | 0 | 3.00 | 6 | | |
| 40-1-20 | 1256 | | | | 1.00 | -0 | | |
| 40-1-21 | 1257 | | 17.0 | 176 | 2.00 | 2 | | |
| 40-1-22 | 1258 | | | | 4.00 | 9 | | |
| 40-1-23 | 1259 | | 14.0 | 0 | 3.00 | 6 | | |
| 40-1-24 | 1260 | | | | 2.00 | 2 | | |
| 40-1-25 | 1261 | | 11.0 | -176 | 0.00 | -3 | | |
| 40-1-26 | 1262 | | | | 1.00 | -0 | | |
| 40-1-27 | 1263 | | 13.0 | -58 | 1.00 | -0 | | |
| 40-1-28 | 1264 | | | | 1.00 | -0 | | |
| 40-1-29 | 1265 | | 22.0 | 470 | 1.00 | -0 | | |
| 40-1-30 | 1266 | | | | 2.00 | 2 | | |
| 40-1-31 | 1267 | | 16.0 | 117 | 1.00 | -0 | | |
| 40-1-32 | 1268 | | | | 0.00 | -3 | | |
| 40-1-33 | 1269 | | 23.0 | 529 | 2.00 | 2 | | |
| 40-1-34 | 1270 | | | | 0.00 | -3 | | |
| 40-1-35 | 1271 | | 14.0 | 0 | 2.00 | 2 | | |
| 40-1-36 | 1272 | | | | 2.00 | 2 | | |
| 40-1-37 | 1273 | | 18.0 | 235 | 3.00 | 6 | | |
| 40-1-38 | 1274 | | | | 1.00 | -0 | | |
| 40-1-39 | 1275 | | 23.0 | 529 | 3.00 | 6 | | |
| 40-1-40 | 1276 | | | | 0.00 | -3 | | |
| 40-1-41 | 1277 | | 14.0 | 0 | 2.00 | 2 | | |
| 40-1-42 | 1278 | | | | 1.00 | -0 | | |
| 40-1-43 | 1279 | | 9.00 | -294 | 0.00 | -3 | | |
| 40-1-44 | 1280 | | | | 2.00 | 2 | | |
| 40-1-45 | 1281 | | 17.0 | 176 | 4.00 | 9 | | |

SHOREHAM DECOMMISSIONING PROJECT
Termination Survey Data Report

FORM CODE
SU029

Beta Gamma, Gamma Survey Results

Survey Unit ID: SU029
Name: TURBINE

Building: SU

Name:

Survey date 02/06/93

| Instrument Type | | Fl. Mon. | GM LAD | | Smear Ctr. | | MicroRem | |
|-----------------|-------|-----------|------------------|------------|----------------------|------------|------------------|-----------|
| | | | total beta-gamma | | removable beta-gamma | | | |
| Block ID | point | Surf scan | gcpm | dpm/100cm2 | gcpm | dpm/100cm2 | observed uRem/hr | net uR/hr |
| 40-1-46 | 1282 | | | | 1.00 | -0 | | |
| 40-1-47 | 1283 | | 18.0 | 235 | 3.00 | 6 | | |
| 40-1-48 | 1284 | | | | 1.00 | -0 | | |
| 40-1-49 | 1285 | | 18.0 | 235 | 1.00 | -0 | | |
| 40-1-50 | 1286 | | | | 1.00 | -0 | | |
| 40-1-51 | 1287 | | 33.0 | 1117 | 4.00 | 9 | | |
| 40-1-52 | 1288 | | | | 2.00 | 2 | | |
| 41-1-1 | 1341 | | 22.0 | 470 | 7.00 | 18 | | |
| 41-1-2 | 1342 | | | | 0.00 | -2 | | |
| 41-1-3 | 1343 | | 13.0 | -58 | 5.00 | 13 | | |
| 41-1-4 | 1344 | | | | 2.00 | 3 | | |
| 41-1-5 | 1345 | | 11.0 | -176 | 1.00 | 0 | | |
| 41-1-6 | 1346 | | | | 2.00 | 3 | | |
| 41-1-7 | 1347 | | 16.0 | 117 | 2.00 | 3 | | |
| 41-1-8 | 1348 | | | | 3.00 | 7 | | |
| 41-1-9 | 1349 | | 16.0 | 117 | 1.00 | 0 | | |
| 41-1-10 | 1350 | | | | 0.00 | -2 | | |
| 41-1-11 | 1351 | | 20.0 | 352 | 1.00 | 0 | | |
| 41-1-12 | 1352 | | | | 1.00 | 0 | | |
| 41-1-13 | 1353 | | 15.0 | 58 | 0.00 | -2 | | |
| 41-1-14 | 1354 | | | | 3.00 | 7 | | |
| 41-1-15 | 1355 | | 21.0 | 411 | 2.00 | 3 | | |
| 41-1-16 | 1356 | | | | 1.00 | 0 | | |
| 41-1-17 | 1357 | | 17.0 | 176 | 3.00 | 7 | | |
| 41-1-18 | 1358 | | | | 2.00 | 3 | | |
| 41-1-19 | 1359 | | 14.0 | 0 | 2.00 | 3 | | |
| 41-1-20 | 1360 | | | | 3.00 | 7 | | |
| 41-1-21 | 1361 | | 17.0 | 176 | 0.00 | -2 | | |
| 41-1-22 | 1362 | | | | 3.00 | 7 | | |
| 41-1-23 | 1363 | | 22.0 | 470 | 5.00 | 13 | | |
| 41-1-24 | 1364 | | | | 1.00 | 0 | | |
| 41-1-25 | 1365 | | 16.0 | 117 | 2.00 | 3 | | |
| 41-1-26 | 1366 | | | | 1.00 | 0 | | |

SHOREHAM DECOMMISSIONING PROJECT
Termination Survey Data Report

FORM CODE
SU029

Beta Gamma, Gamma Survey Results

Survey Unit ID. :SU029
Name: TURBINE

Building :SU

Name:

Survey date 02/08/93

| Instrument Type | | Fl. Mon. | GM LAD | | Smear Ctr. | | MicroRem | |
|-----------------|-------|-----------|--------|------------|------------|------------|----------|-------|
| | | | total | beta-gamma | removable | beta-gamma | observed | net |
| Block ID | point | Surf scan | gcpm | dpm/100cm2 | gcpm | dpm/100cm2 | uRem/hr | uR/hr |
| 41-1-27 | 1367 | | 14.0 | 0 | 1.00 | 0 | | |
| 41-1-28 | 1368 | | | | 0.00 | -2 | | |
| 41-1-29 | 1369 | | 22.0 | 470 | 2.00 | 3 | | |
| 41-1-30 | 1370 | | | | 0.00 | -2 | | |
| 41-1-31 | 1371 | | 10.0 | -235 | 2.00 | 3 | | |
| 41-1-32 | 1372 | | | | 0.00 | -2 | | |
| 41-1-33 | 1373 | | 23.0 | 529 | 1.00 | 0 | | |
| 41-1-34 | 1374 | | | | 2.00 | 3 | | |
| 41-1-35 | 1375 | | 18.0 | 235 | 1.00 | 0 | | |
| 41-1-36 | 1376 | | | | 2.00 | 3 | | |
| 41-1-37 | 1377 | | 26.0 | 705 | 1.00 | 0 | | |
| 41-1-38 | 1378 | | | | 1.00 | 0 | | |
| 41-1-39 | 1379 | | 15.0 | 58 | 2.00 | 3 | | |
| 41-1-40 | 1380 | | | | 0.00 | -2 | | |
| 41-1-41 | 1381 | | 14.0 | 588 | 2.00 | 3 | | |
| 41-1-42 | 1382 | | | | 0.00 | -2 | | |
| 41-1-43 | 1383 | | 20.0 | 352 | 1.00 | 0 | | |
| 41-1-44 | 1384 | | | | 3.00 | 7 | | |
| 41-1-45 | 1385 | | 13.0 | -58 | 0.00 | -2 | | |
| 41-1-46 | 1386 | | | | 1.00 | 0 | | |
| 41-1-47 | 1387 | | 13.0 | -58 | 1.00 | 0 | | |
| 41-1-48 | 1388 | | | | 4.00 | 10 | | |
| 41-1-49 | 1389 | | 9.00 | -294 | 4.00 | 10 | | |
| 41-1-50 | 1390 | | | | 0.00 | -2 | | |
| 41-1-51 | 1391 | | 22.0 | 470 | 4.00 | 10 | | |
| 41-1-52 | 1392 | | | | 2.00 | 3 | | |
| 42-1-1 | 1445 | | 23.0 | 529 | 2.00 | 3 | | |
| 42-1-2 | 1446 | | | | 2.00 | 2 | | |
| 42-1-3 | 1447 | | 21.0 | 411 | 1.00 | -0 | | |
| 42-1-4 | 1448 | | | | 2.00 | 2 | | |
| 42-1-5 | 1449 | | 19.0 | 294 | 0.00 | -3 | | |
| 42-1-6 | 1450 | | | | 1.00 | -0 | | |
| 42-1-7 | 1451 | | 14.0 | 0 | 1.00 | -0 | | |

page No. 35
Date: 02/22/93

SHOREHAM DECOMMISSIONING PROJECT
Termination Survey Data Report

FORM CODE
SU029

Beta Gamma, Gamma Survey Results

Survey Unit ID: SU029
Name: TURBINE

Building: SU

Name:

Survey date 02/08/93

| Instrument Type | | Fl. Mon. | GM LAD | | Smear Ctr. | | MicroRem | |
|-----------------|-------|-----------|--------|------------|------------|------------|---------------------|--------------|
| | | | total | beta-gamma | removable | beta-gamma | | |
| Block ID | point | Surf scan | gcpm | dpm/100cm2 | gcpm | dpm/100cm2 | observed uRem/hr | net uR/hr |
| 42-1-8 | 1452 | | | | 1.00 | -0 | | |
| 42-1-9 | 1453 | | 17.0 | 176 | 3.00 | 5 | | |
| 42-1-10 | 1454 | | | | 2.00 | 2 | | |
| 42-1-11 | 1455 | | 16.0 | 117 | 2.00 | 2 | | |
| 42-1-12 | 1456 | | | | 2.00 | 2 | | |
| 42-1-13 | 1457 | | 24.0 | 588 | 1.00 | -0 | | |
| 42-1-14 | 1458 | | | | 2.00 | 2 | | |
| 42-1-15 | 1459 | | 19.0 | 294 | 1.00 | -0 | | |
| 42-1-16 | 1460 | | | | 1.00 | -0 | | |
| 42-1-17 | 1461 | | 11.0 | -176 | 0.00 | -3 | | |
| 42-1-18 | 1462 | | | | 2.00 | 2 | | |
| 42-1-19 | 1463 | | 18.0 | 235 | 1.00 | -0 | | |
| 42-1-20 | 1464 | | | | 0.00 | -3 | | |
| 42-1-21 | 1465 | | 18.0 | 235 | 0.00 | -3 | | |
| 42-1-22 | 1466 | | | | 1.00 | -0 | | |
| 42-1-23 | 1467 | | 17.0 | 176 | 0.00 | -3 | | |
| 42-1-24 | 1468 | | | | 2.00 | 2 | | |
| 42-1-25 | 1469 | | 27.0 | 764 | 0.00 | -3 | | |
| 42-1-26 | 1470 | | | | 2.00 | 2 | | |
| 42-1-27 | 1471 | | 22.0 | 470 | 0.00 | -3 | | |
| 42-1-28 | 1472 | | | | 0.00 | -3 | | |
| 42-1-29 | 1473 | | 14.0 | 0 | 1.00 | -0 | | |
| 42-1-30 | 1474 | | | | 4.00 | 8 | | |
| 42-1-31 | 1475 | | 33.0 | 1117 | 7.00 | 18 | | |
| 42-1-32 | 1476 | | | | 1.00 | -0 | | |
| 42-1-33 | 1477 | | 20.0 | 352 | 3.00 | 5 | | |
| 42-1-34 | 1478 | | | | 0.00 | -3 | | |
| 42-1-35 | 1479 | | 15.0 | 58 | 0.00 | -3 | | |
| 42-1-36 | 1480 | | | | 1.00 | -0 | | |
| 42-1-37 | 1481 | | 16.0 | 117 | 2.00 | 2 | | |
| 42-1-38 | 1482 | | | | 3.00 | 5 | | |
| 42-1-39 | 1483 | | 16.0 | 117 | 5.00 | 12 | | |
| 42-1-40 | 1484 | | | | 2.00 | 2 | | |

SHOREHAM DECOMMISSIONING PROJECT
Termination Survey Data Report

FORM CODE
SU029

Beta Gamma, Gamma Survey Results

Survey Unit ID: SU029
Name: TURBINE

Building: SU

Survey date: 02/08/93

| Instrument Type | | Fl. Mon. | GM LAD | | Smear Ctr. | | Microrem | |
|-----------------|-------|-----------|--------|------------|------------|------------|----------|-------|
| | | | total | beta-gamma | removable | beta-gamma | observed | net |
| Block ID | point | Surf scan | gcpm | dpm/100cm2 | gcpm | dpm/100cm2 | uRem/hr | uR/hr |
| 42-1-41 | 1485 | | 9.00 | -294 | 1.00 | -0 | | |
| 42-1-42 | 1486 | | | | 2.00 | 2 | | |
| 42-1-43 | 1487 | | 17.0 | 176 | 0.00 | -3 | | |
| 42-1-44 | 1488 | | | | 0.00 | -3 | | |
| 42-1-45 | 1489 | | 19.0 | 294 | 4.00 | 8 | | |
| 42-1-46 | 1490 | | | | 1.00 | -0 | | |
| 42-1-47 | 1491 | | 19.0 | 294 | 2.00 | 2 | | |
| 42-1-48 | 1492 | | | | 2.00 | 2 | | |
| 42-1-49 | 1493 | | 14.0 | 0 | 1.00 | -0 | | |
| 42-1-50 | 1494 | | | | 1.00 | -0 | | |
| 42-1-51 | 1495 | | 24.0 | 588 | 2.00 | 2 | | |
| 42-1-52 | 1496 | | | | 4.00 | 8 | | |
| 43-1-1 | 1549 | | 24.0 | 588 | 0.00 | -3 | | |
| 43-1-2 | 1550 | | | | 3.00 | 7 | | |
| 43-1-3 | 1551 | | 15.0 | 58 | 3.00 | 7 | | |
| 43-1-4 | 1552 | | | | 1.00 | 0 | | |
| 43-1-5 | 1553 | | 11.0 | -176 | 0.00 | -2 | | |
| 43-1-6 | 1554 | | | | 1.00 | 0 | | |
| 43-1-7 | 1555 | | 22.0 | 470 | 1.00 | 0 | | |
| 43-1-8 | 1556 | | | | 1.00 | 0 | | |
| 43-1-9 | 1557 | | 20.0 | 352 | 2.00 | 3 | | |
| 43-1-10 | 1558 | | | | 0.00 | -2 | | |
| 43-1-11 | 1559 | | 12.0 | -117 | 0.00 | -2 | | |
| 43-1-12 | 1560 | | | | 2.00 | 3 | | |
| 43-1-13 | 1561 | | 17.0 | 176 | 1.00 | 0 | | |
| 43-1-14 | 1562 | | | | 2.00 | 3 | | |
| 43-1-15 | 1563 | | 18.0 | 235 | 1.00 | 0 | | |
| 43-1-16 | 1564 | | | | 4.00 | 10 | | |
| 43-1-17 | 1565 | | 12.0 | -117 | 2.00 | 3 | | |
| 43-1-18 | 1566 | | | | 0.00 | -2 | | |
| 43-1-19 | 1567 | | 13.0 | -58 | 1.00 | 0 | | |
| 43-1-20 | 1568 | | | | 1.00 | 0 | | |
| 43-1-21 | 1569 | | 8.00 | -352 | 1.00 | 0 | | |

SHOREHAM DECOMMISSIONING PROJECT
Termination Survey Data Report

FORM CODE
SU029

Beta Gamma, Gamma Survey Results

Survey Unit ID: SU029
Name: TURBINE

Building: SU
Name:

Survey date 02/08/93

| Instrument Type | | Fl. Mon. | GM LAD | | Smear Ctr. | | MicroRem | |
|-----------------|-------|-----------|--------|------------|------------|------------|----------|-------|
| | | | total | beta-gamma | removable | beta-gamma | observed | net |
| Block ID | point | Surf scan | gcpm | dpm/100cm2 | gcpm | dpm/100cm2 | uRem/hr | uR/hr |
| 43-1-22 | 1570 | | | | 1.00 | 0 | | |
| 43-1-23 | 1571 | | 14.0 | 0 | 1.00 | 0 | | |
| 43-1-24 | 1572 | | | | 4.00 | 10 | | |
| 43-1-25 | 1573 | | 15.0 | 58 | 1.00 | 0 | | |
| 43-1-26 | 1574 | | | | 1.00 | 0 | | |
| 43-1-27 | 1575 | | 17.0 | 176 | 2.00 | 3 | | |
| 43-1-28 | 1576 | | | | 3.00 | 7 | | |
| 43-1-29 | 1577 | | 19.0 | 294 | 3.00 | 7 | | |
| 43-1-30 | 1578 | | | | 0.00 | -2 | | |
| 6-1-1 | 111 | | 16.0 | 117 | 1.00 | 0 | | |
| 6-1-2 | 112 | | | | 0.00 | -4 | | |
| 6-1-3 | 113 | | 9.00 | -294 | 4.00 | 8 | | |
| 6-1-4 | 114 | | | | 4.00 | 8 | | |
| 6-1-5 | 115 | | 22.0 | 470 | 1.00 | -0 | | |
| 6-1-6 | 116 | | | | 1.00 | -0 | | |
| 6-1-7 | 117 | | 25.0 | 647 | 1.00 | -0 | | |
| -1-8 | 118 | | | | 2.00 | 2 | | |
| -1-9 | 119 | | 14.0 | 0 | 1.00 | -0 | | |
| -1-10 | 120 | | | | 3.00 | 5 | | |
| -1-11 | 121 | | 18.0 | 235 | 1.00 | -0 | | |
| 6-1-12 | 122 | | | | 2.00 | 2 | | |
| 6-1-13 | 123 | | 11.0 | -176 | 1.00 | -0 | | |
| 6-1-14 | 124 | | | | 0.00 | -4 | | |
| 6-1-15 | 125 | | 14.0 | 0 | 4.00 | 8 | | |
| 6-1-16 | 126 | | | | 0.00 | -4 | | |
| 6-1-17 | 127 | | 13.0 | -58 | 0.00 | -4 | | |
| 6-1-18 | 128 | | | | 2.00 | 2 | | |
| 6-1-19 | 129 | | 12.0 | -117 | 2.00 | 2 | | |
| 6-1-20 | 130 | | | | 2.00 | 2 | | |
| 43-1-31 | 1579 | | 24.0 | 588 | 1.00 | -0 | | |
| 43-1-32 | 1580 | | | | 0.00 | -2 | | |
| 43-1-33 | 1581 | | 21.0 | 411 | 2.00 | 3 | | |
| 43-1-34 | 1582 | | | | 2.00 | 3 | | |

SHOREHAM DECOMMISSIONING PROJECT
Termination Survey Data Report

FORM CODE
SU029

Beta Gamma, Gamma Survey Results

Survey Unit ID: 18U029
Name: TURBINE

Building: 18U

Name:

Survey date 02/08/93

| Instrument Type | | Fl. Mon. | GM LAD | | Smear Ctr. | | MicroRem | |
|-----------------|-------|-----------|--------|------------|------------|------------|----------|-------|
| | | | total | beta-gamma | removable | beta-gamma | observed | net |
| Block ID | point | Surf scan | gcpm | dpm/100cm2 | gcpm | dpm/100cm2 | uRem/hr | uR/hr |
| 43-1-35 | 1583 | | 9.00 | -294 | 2.00 | 3 | | |
| 43-1-36 | 1584 | | | | 1.00 | 0 | | |
| 43-1-37 | 1585 | | 20.0 | 352 | 3.00 | 7 | | |
| 43-1-38 | 1586 | | | | 1.00 | 0 | | |
| 43-1-39 | 1587 | | 21.0 | 411 | 0.00 | -2 | | |
| 43-1-40 | 1588 | | | | 0.00 | -2 | | |
| 43-1-41 | 1589 | | 17.0 | 176 | 0.00 | -2 | | |
| 43-1-42 | 1590 | | | | 1.00 | 0 | | |
| 43-1-43 | 1591 | | 15.0 | 58 | 3.00 | 7 | | |
| 43-1-44 | 1592 | | | | 2.00 | 3 | | |
| 43-1-45 | 1593 | | 12.0 | -117 | 2.00 | 3 | | |
| 43-1-46 | 1594 | | | | 1.00 | 0 | | |
| 43-1-47 | 1595 | | 9.00 | -294 | 4.00 | 10 | | |
| 43-1-48 | 1596 | | | | 1.00 | 0 | | |
| 43-1-49 | 1597 | | 22.0 | 470 | 1.00 | 0 | | |
| 43-1-50 | 1598 | | | | 3.00 | 7 | | |
| 43-1-51 | 1599 | | 18.0 | 235 | 1.00 | 0 | | |
| 43-1-52 | 1600 | | | | 3.00 | 7 | | |
| 44-1-1 | 1653 | | 11.0 | -176 | 1.00 | 0 | | |
| 44-1-2 | 1654 | | | | 1.00 | -176 | | |
| 44-1-3 | 1655 | | 20.0 | 352 | 1.00 | -176 | | |
| 44-1-4 | 1656 | | | | 1.00 | -176 | | |
| 44-1-5 | 1657 | | 16.0 | 117 | 0.00 | -179 | | |
| 44-1-6 | 1658 | | | | 0.00 | -179 | | |
| 44-1-7 | 1659 | | 22.0 | 470 | 1.00 | -176 | | |
| 44-1-8 | 1660 | | | | 3.00 | -169 | | |
| 44-1-9 | 1661 | | 14.0 | 0 | 1.00 | -176 | | |
| 44-1-10 | 1662 | | | | 0.00 | -179 | | |
| 44-1-11 | 1663 | | 9.00 | -294 | 4.00 | -166 | | |
| 44-1-12 | 1664 | | | | 0.00 | -179 | | |
| 44-1-13 | 1665 | | 14.0 | 0 | 1.00 | -176 | | |
| 44-1-14 | 1666 | | | | 0.00 | -179 | | |
| 44-1-15 | 1667 | | 17.0 | 176 | 3.00 | -169 | | |

page No. 39
Date: 02/22/93

SHOREHAM DECOMMISSIONING PROJECT
Termination Survey Data Report

FORM CODE
EU029

Beta Gamma, Gamma Survey Results

Survey Unit ID. :SU029
Name: TURBINE

Building :SU

Name:

Survey date 02/08/93

| Instrument Type | | Fl. Mon. | GM LAD | | Smear Ctr. | | MicroRem | |
|-----------------|-------|-----------|------------------|------------|----------------------|------------|---------------------|--------------|
| | | | total beta-gamma | | removable beta-gamma | | | |
| Block ID | point | Surf scan | gcpxn | dpm/100cm2 | gcpxn | dpm/100cm2 | observed uRem/hr | net uR/hr |
| 44-1-16 | 1668 | | | | 2.00 | -173 | | |
| 44-1-17 | 1669 | | 22.0 | 470 | 1.00 | -176 | | |
| 44-1-18 | 1670 | | | | 2.00 | -173 | | |
| 44-1-19 | 1671 | | 24.0 | 588 | 3.00 | -169 | | |
| 44-1-20 | 1672 | | | | 3.00 | -169 | | |
| 44-1-21 | 1673 | | 12.0 | -117 | 0.00 | -179 | | |
| 44-1-22 | 1674 | | | | 1.00 | -176 | | |
| 44-1-23 | 1675 | | 10.0 | -235 | 2.00 | -173 | | |
| 44-1-24 | 1676 | | | | 0.00 | -179 | | |
| 44-1-25 | 1677 | | 22.0 | 470 | 2.00 | -173 | | |
| 44-1-26 | 1678 | | | | 2.00 | -173 | | |
| 44-1-27 | 1679 | | 19.0 | 294 | 4.00 | -166 | | |
| 44-1-28 | 1680 | | | | 1.00 | -176 | | |
| 44-1-29 | 1681 | | 13.0 | -58 | 3.00 | -169 | | |
| 44-1-30 | 1682 | | | | 4.00 | -166 | | |
| 44-1-31 | 1683 | | 19.0 | 294 | 1.00 | -176 | | |
| 44-1-32 | 1684 | | | | 0.00 | -3 | | |
| 44-1-33 | 1685 | | 18.0 | 235 | 1.00 | -0 | | |
| 44-1-34 | 1686 | | | | 2.00 | 2 | | |
| 44-1-35 | 1687 | | 16.0 | 117 | 1.00 | -0 | | |
| 44-1-36 | 1688 | | | | 2.00 | 2 | | |
| 44-1-37 | 1689 | | 10.0 | -235 | 2.00 | 2 | | |
| 44-1-38 | 1690 | | | | 1.00 | -0 | | |
| 44-1-39 | 1691 | | 16.0 | 117 | 1.00 | -0 | | |
| 44-1-40 | 1692 | | | | 1.00 | -0 | | |
| 44-1-41 | 1693 | | 12.0 | -117 | 4.00 | 9 | | |
| 44-1-42 | 1694 | | | | 0.00 | -3 | | |
| 44-1-43 | 1695 | | 23.0 | 529 | 3.00 | 6 | | |
| 44-1-44 | 1696 | | | | 2.00 | 2 | | |
| 44-1-45 | 1697 | | 20.0 | 352 | 0.00 | -3 | | |
| 44-1-46 | 1698 | | | | 0.00 | -3 | | |
| 44-1-47 | 1699 | | 9.00 | -294 | 0.00 | -3 | | |
| 44-1-48 | 1700 | | | | 1.00 | -0 | | |

SHOREHAM DECOMMISSIONING PROJECT
Termination Survey Data Report

FORM CODE
SU029

Beta Gamma, Gamma Survey Results

Survey Unit ID. :SU029
Name: TURBINE

Building :SU

Name:

Survey date 02/08/93

| Instrument Type | | Fl. Mon. | GM LAD | | Smear Ctr. | | MicroRem | |
|-----------------|-------|-----------|--------|------------|------------|------------|----------|-------|
| | | | total | beta-gamma | removable | beta-gamma | observed | net |
| Block ID | point | Svrf scan | gcpm | dpm/100cm2 | gcpm | dpm/100cm2 | uRem/hr | uR/hr |
| 44-1-49 | 1701 | | 9.00 | -294 | 1.00 | -0 | | |
| 44-1-50 | 1702 | | | | 1.00 | -0 | | |
| 44-1-51 | 1703 | | 24.0 | 588 | 1.00 | -0 | | |
| 44-1-52 | 1704 | | | | 2.00 | 2 | | |
| 45-1-1 | 1757 | | | | 1.00 | -0 | | |
| 45-1-2 | 1758 | | 17.0 | 176 | 2.00 | 3 | | |
| 45-1-3 | 1759 | | | | 1.00 | 0 | | |
| 45-1-4 | 1760 | | 12.0 | -117 | 3.00 | 7 | | |
| 45-1-5 | 1761 | | | | 0.00 | -2 | | |
| 45-1-6 | 1762 | | 23.0 | 529 | 0.00 | -2 | | |
| 45-1-7 | 1763 | | | | 0.00 | -2 | | |
| 45-1-8 | 1764 | | 20.0 | 352 | 1.00 | 0 | | |
| 45-1-9 | 1765 | | | | 1.00 | 0 | | |
| 45-1-10 | 1766 | | 14.0 | 0 | 3.00 | 7 | | |
| 45-1-11 | 1767 | | | | 1.00 | 0 | | |
| 45-1-12 | 1768 | | 23.0 | 529 | 1.00 | 0 | | |
| -1-13 | 1769 | | | | 4.00 | 10 | | |
| -1-14 | 1770 | | 13.0 | -58 | 1.00 | 0 | | |
| -1-15 | 1771 | | | | 0.00 | -2 | | |
| -1-16 | 1772 | | 23.0 | 529 | 0.00 | -2 | | |
| 45-1-17 | 1773 | | | | 0.00 | -2 | | |
| 45-1-18 | 1774 | | 11.0 | -176 | 2.00 | 3 | | |
| 45-1-19 | 1775 | | | | 0.00 | -2 | | |
| 45-1-20 | 1776 | | 6.00 | -470 | 2.00 | 3 | | |
| 45-1-21 | 1777 | | | | 3.00 | 7 | | |
| 45-1-22 | 1778 | | 17.0 | 176 | 0.00 | -2 | | |
| 45-1-23 | 1779 | | | | 5.00 | 13 | | |
| 45-1-24 | 1780 | | 13.0 | -58 | 2.00 | 3 | | |
| 45-1-25 | 1781 | | | | 2.00 | 3 | | |
| 45-1-26 | 1782 | | 23.0 | 529 | 0.00 | -2 | | |
| 45-1-27 | 1783 | | | | 4.00 | 10 | | |
| 45-1-28 | 1784 | | 16.0 | 117 | 2.00 | 3 | | |
| 45-1-29 | 1785 | | | | 2.00 | 3 | | |

SHOREHAM DECOMMISSIONING PROJECT
Termination Survey Data Report

FORM CODE
EU029

Beta Gamma, Gamma Survey Results

Survey Unit ID. : SU029
Name: TURBINE

Building : SU

Name:

Survey date 02/08/93

| Instrument Type | | Fl. Mon. | GM LAD | | Smear Ctr. | | MicroRem | |
|-----------------|-------|-----------|------------------|------------|----------------------|------------|------------------|-----------|
| | | | total beta-gamma | | removable beta-gamma | | | |
| Block ID | point | Surf scan | gcpm | dpm/100cm2 | gcpm | dpm/100cm2 | observed uRem/hr | net uR/hr |
| 45-1-30 | 1786 | | 23.0 | 529 | 3.00 | 1 | | |
| 45-1-31 | 1787 | | | | 0.00 | -2 | | |
| 45-1-32 | 1788 | 9.00 | -294 | 3.00 | 3.00 | 7 | | |
| 45-1-33 | 1789 | | | | 3.00 | 7 | | |
| 45-1-34 | 1790 | 16.0 | 117 | 1.00 | 2.00 | 0 | | |
| 45-1-35 | 1791 | | | | 2.00 | 3 | | |
| 45-1-36 | 1792 | 18.0 | 235 | 4.00 | 1.00 | 10 | | |
| 45-1-37 | 1793 | | | | 1.00 | 0 | | |
| 45-1-38 | 1794 | 20.0 | 352 | 0.00 | 2.00 | -2 | | |
| 45-1-39 | 1795 | | | | 2.00 | 3 | | |
| 45-1-40 | 1796 | 13.0 | -58 | 1.00 | 1.00 | 0 | | |
| 45-1-41 | 1797 | | | | 1.00 | 0 | | |
| 45-1-42 | 1798 | 7.00 | -411 | 2.00 | 3.00 | 3 | | |
| 45-1-43 | 1799 | | | | 3.00 | 7 | | |
| 45-1-44 | 1800 | 18.0 | 235 | 2.00 | 3.00 | 3 | | |
| 45-1-45 | 1801 | | | | 1.00 | 0 | | |
| 45-1-46 | 1802 | 13.0 | -58 | 3.00 | 1.00 | 7 | | |
| -1-47 | 1803 | | | | 1.00 | 0 | | |
| -1-48 | 1804 | 14.0 | 0 | 1.00 | 1.00 | 0 | | |
| -1-49 | 1805 | | | | 1.00 | 0 | | |
| -1-50 | 1806 | 18.0 | 235 | 1.00 | 0.00 | 0 | | |
| 45-1-51 | 1807 | | | | 0.00 | -2 | | |
| 45-1-52 | 1808 | 21.0 | 411 | 0.00 | 0.00 | -2 | | |
| 46-1-1 | 1861 | | | | 0.00 | -2 | | |
| 46-1-2 | 1862 | 19.0 | 294 | 2.00 | 0.00 | -2 | | |
| 46-1-3 | 1863 | | | | 0.00 | 2 | | |
| 46-1-4 | 1864 | 17.0 | 176 | 2.00 | 1.00 | -4 | | |
| 46-1-5 | 1865 | | | | 1.00 | 2 | | |
| 46-1-6 | 1866 | 13.0 | -58 | 1.00 | 2.00 | -0 | | |
| 46-1-7 | 1867 | | | | 3.00 | -0 | | |
| 46-1-8 | 1868 | 14.0 | 0 | 3.00 | 3.00 | 2 | | |
| 46-1-9 | 1869 | | | | 3.00 | 5 | | |
| 46-1-10 | 1870 | 16.0 | 117 | 0.00 | | 5 | | |
| | | | | | | -4 | | |

SHOREHAM DECOMMISSIONING PROJECT
Termination Survey Data Report

FORM CODE
EU029

Beta Gamma, Gamma Survey Results

Survey Unit ID: SU029
Name: TURBINE

Building: SU

Name:

Survey date 02/08/93

| Instrument Type | | Fl. Mon. | GM L&D | | Smear Ctr. | | MicroRem | |
|-----------------|-------|-----------|--------|------------|------------|------------|----------|-------|
| | | | total | beta-gamma | removable | beta-gamma | observed | net |
| Block ID | point | Surf scan | gcpm | dpm/100cm2 | gcpm | dpm/100cm2 | uRem/hr | uR/hr |
| 46-1-11 | 1871 | | | | 0.00 | | -4 | |
| 46-1-12 | 1872 | | 11.0 | -176 | 1.00 | | -0 | |
| 46-1-13 | 1873 | | | | 2.00 | | 2 | |
| 46-1-14 | 1874 | | 14.0 | 0 | 1.00 | | -0 | |
| 46-1-15 | 1875 | | | | 2.00 | | 2 | |
| 46-1-16 | 1876 | | 13.0 | -58 | 1.00 | | -0 | |
| 46-1-17 | 1877 | | | | 4.00 | | 8 | |
| 46-1-18 | 1878 | | 23.0 | 529 | 2.00 | | 2 | |
| 46-1-19 | 1879 | | | | 3.00 | | 5 | |
| 46-1-20 | 1880 | | 14.0 | 0 | 0.00 | | -4 | |
| 46-1-21 | 1881 | | | | 1.00 | | -0 | |
| 46-1-22 | 1882 | | 15.0 | 58 | 1.00 | | -0 | |
| 46-1-23 | 1883 | | | | 2.00 | | 2 | |
| 46-1-24 | 1884 | | 15.0 | 58 | 1.00 | | -0 | |
| 46-1-25 | 1885 | | | | 1.00 | | -0 | |
| 46-1-26 | 1886 | | 24.0 | 588 | 1.00 | | -0 | |
| 46-1-27 | 1887 | | | | 3.00 | | 5 | |
| 46-1-28 | 1888 | | 14.0 | 0 | 2.00 | | 2 | |
| 46-1-29 | 1889 | | | | 4.00 | | 8 | |
| 46-1-30 | 1890 | | 19.0 | 294 | 2.00 | | 2 | |
| 46-1-31 | 1891 | | | | 0.00 | | -4 | |
| 46-1-32 | 1892 | | 15.0 | 58 | 1.00 | | -0 | |
| 46-1-33 | 1893 | | | | 1.00 | | -0 | |
| 46-1-34 | 1894 | | 21.0 | 411 | 2.00 | | 2 | |
| 46-1-35 | 1895 | | | | 2.00 | | 2 | |
| 46-1-36 | 1896 | | 14.0 | 0 | 3.00 | | 5 | |
| 46-1-37 | 1897 | | | | 1.00 | | -0 | |
| 46-1-38 | 1898 | | 9.00 | -294 | 0.00 | | -4 | |
| 46-1-39 | 1899 | | | | 4.00 | | 8 | |
| 46-1-40 | 1900 | | 10.0 | -235 | 2.00 | | 2 | |
| 46-1-41 | 1901 | | | | 1.00 | | -0 | |
| 46-1-42 | 1902 | | 20.0 | 352 | 2.00 | | 2 | |
| 46-1-43 | 1903 | | | | 0.00 | | -4 | |

page No. 43
Date: 02/22/93

SHOREHAM DECOMMISSIONING PROJECT
Termination Survey Data Report

FORM CODE
SU029

Beta Gamma, Gamma Survey Results

Survey Unit ID. :SU029
Name: TURBINE

Building :SU
Name:

Survey date 02/08/93

| Instrument Type | | Fl. Mon. | GM LAD | | Smear Ctr. | | MicroRem | |
|-----------------|-------|-----------|--------|------------|------------|------------|----------|-------|
| | | | total | beta-gamma | removable | beta-gamma | observed | net |
| Block ID | point | Surf scan | gcpm | dpm/100cm2 | gcpm | dpm/100cm2 | uRem/hr | uR/hr |
| 46-1-44 | 1904 | | 21.0 | 411 | 2.00 | 2 | | |
| 46-1-45 | 1905 | | | | 2.00 | 2 | | |
| 46-1-46 | 1906 | | 15.0 | 58 | 1.00 | -0 | | |
| 46-1-47 | 1907 | | | | 2.00 | 2 | | |
| 46-1-48 | 1908 | | 17.0 | 176 | 2.00 | 2 | | |
| 46-1-49 | 1909 | | | | 2.00 | 2 | | |
| 46-1-50 | 1910 | | 19.0 | 294 | 1.00 | -0 | | |
| 46-1-51 | 1911 | | | | 1.00 | -0 | | |
| 46-1-52 | 1912 | | 14.0 | 0 | 3.00 | 5 | | |
| 46-2-1 | 1913 | | | | 0.00 | -4 | | |
| 46-2-2 | 1914 | | 33.0 | 1117 | 1.00 | -0 | | |
| 46-2-3 | 1915 | | | | 2.00 | 2 | | |
| 46-2-4 | 1916 | | 18.0 | 235 | 0.00 | -3 | | |
| 46-2-5 | 1917 | | | | 2.00 | 2 | | |
| 46-2-6 | 1918 | | 21.0 | 411 | 4.00 | 8 | | |
| 46-2-7 | 1919 | | | | 0.00 | -3 | | |
| 46-2-8 | 1920 | | 22.0 | 470 | 2.00 | 2 | | |
| 46-2-9 | 1921 | | | | 2.00 | 2 | | |
| 46-2-10 | 1922 | | 19.0 | 294 | 3.00 | 5 | | |
| 46-2-11 | 1923 | | | | 1.00 | -0 | | |
| 46-2-12 | 1924 | | 33.0 | 1117 | 3.00 | 5 | | |
| 46-2-13 | 1925 | | | | 1.00 | -0 | | |
| 46-2-14 | 1926 | | 15.0 | 58 | 1.00 | -0 | | |
| 46-2-15 | 1927 | | | | 2.00 | 2 | | |
| 46-2-16 | 1928 | | 16.0 | 117 | 2.00 | 2 | | |
| 46-2-17 | 1929 | | | | 2.00 | 2 | | |
| 46-2-18 | 1930 | | 22.0 | 470 | 4.00 | 8 | | |
| 46-2-19 | 1931 | | | | 1.00 | -0 | | |
| 46-2-20 | 1932 | | 12.0 | -117 | 1.00 | -0 | | |
| 46-2-21 | 1933 | | | | 1.00 | -0 | | |
| 46-2-22 | 1934 | | 25.0 | 647 | 0.00 | -3 | | |
| 46-2-23 | 1935 | | | | 3.00 | 5 | | |
| 46-2-24 | 1936 | | 13.0 | -58 | 4.00 | 8 | | |

page No. 44
Date: 02/22/93

SHOREHAM DECOMMISSIONING PROJECT
Termination Survey Data Report

FORM CODE
SU029

Beta Gamma, Gamma Survey Results

Survey Unit ID. :SU029
Name: TURBINE

Building :SU
Name:

Survey date 02/08/93

| Instrument Type | | Fl. Mon. | GM LAD | | Smear Ctr. | | MicroRem | |
|-----------------|-------|-----------|--------|------------|------------|------------|----------|-------|
| | | | total | beta-gamma | removable | beta-gamma | observed | net |
| Block ID | point | Surf scan | gcpm | dpm/100cm2 | gcpm | dpm/100cm2 | uRem/hr | uR/hr |
| 46-2-25 | 1937 | | | | 4.00 | 8 | | |
| 46-2-26 | 1938 | | 19.0 | 294 | 1.00 | -0 | | |
| 46-2-27 | 1939 | | | | 2.00 | 2 | | |
| 46-2-28 | 1940 | | 17.0 | 176 | 2.00 | 2 | | |
| 46-2-29 | 1941 | | | | 2.00 | 2 | | |
| 46-2-30 | 1942 | | 14.0 | 0 | 3.00 | 5 | | |
| 46-2-31 | 1943 | | | | 3.00 | 5 | | |
| 46-2-32 | 1944 | | 20.0 | 352 | 1.00 | -0 | | |
| 46-2-33 | 1945 | | | | 1.00 | -0 | | |
| 46-2-34 | 1946 | | 21.0 | 411 | 3.00 | 5 | | |
| 46-2-35 | 1947 | | | | 1.00 | -0 | | |
| 46-2-36 | 1948 | | 17.0 | 176 | 1.00 | -0 | | |
| 46-2-37 | 1949 | | | | 1.00 | -0 | | |
| 46-2-38 | 1950 | | 13.0 | -58 | 1.00 | -0 | | |
| 46-2-39 | 1951 | | | | 3.00 | 5 | | |
| 46-2-40 | 1952 | | 15.0 | 58 | 2.00 | 2 | | |
| 5-2-41 | 1953 | | | | 1.00 | -0 | | |
| 2-42 | 1954 | | 17.0 | 176 | 0.00 | -3 | | |
| 2-43 | 1955 | | | | 2.00 | 2 | | |
| 2-44 | 1956 | | 25.0 | 647 | 0.00 | -3 | | |
| 46-2-45 | 1957 | | | | 4.00 | 8 | | |
| 46-2-46 | 1958 | | 18.0 | 235 | 0.00 | -3 | | |
| 46-2-47 | 1959 | | | | 1.00 | -0 | | |
| 46-2-48 | 1960 | | 16.0 | 117 | 1.00 | -0 | | |
| 46-2-49 | 1961 | | | | 0.00 | -3 | | |
| 46-2-50 | 1962 | | 13.0 | -58 | 1.00 | -0 | | |
| 46-2-51 | 1963 | | | | 0.00 | -3 | | |
| 46-2-52 | 1964 | | 24.0 | 588 | 1.00 | -0 | | |
| 47-1-1 | 1965 | | 14.0 | 0 | 0.00 | -3 | | |
| 47-1-2 | 1966 | | | | 3.00 | 7 | | |
| 47-1-3 | 1967 | | 19.0 | 294 | 1.00 | 0 | | |
| 47-1-4 | 1968 | | | | 1.00 | 0 | | |
| 47-1-5 | 1969 | | 19.0 | 294 | 1.00 | 0 | | |

SHOREHAM DECOMMISSIONING PROJECT
Termination Survey Data Report

FORM CODE
SU029

Beta Gamma, Gamma Survey Results

Survey Unit ID. :SU029
Name: TURBINE

Building :SU

Survey date 02/08/93

Name:

| Instrument Type | | Fl. Mon. | GM LAD | | Survey Ctr. | | MicroRem | |
|-----------------|-------|-----------|--------|------------|-------------|------------|----------|-------|
| | | | total | beta-gamma | removable | beta-gamma | observed | net |
| Block ID | point | Surf scan | gcpm | dpm/100cm2 | gcpm | dpm/100cm2 | uRem/hr | uR/hr |
| 47-1-6 | 1970 | | | | 0.00 | -2 | | |
| 47-1-7 | 1971 | | 19.0 | 294 | 1.00 | 0 | | |
| 47-1-8 | 1972 | | | | 2.00 | 3 | | |
| 47-1-9 | 1973 | | 16.0 | 117 | 2.00 | 3 | | |
| 47-1-10 | 1974 | | | | 4.00 | 10 | | |
| 47-1-11 | 1975 | | 15.0 | 58 | 0.00 | -2 | | |
| 47-1-12 | 1976 | | | | 4.00 | 10 | | |
| 47-1-13 | 1977 | | 20.0 | 352 | 2.00 | 3 | | |
| 47-1-14 | 1978 | | | | 2.00 | 3 | | |
| 47-1-15 | 1979 | | 19.0 | 294 | 3.00 | 7 | | |
| 47-1-16 | 1980 | | | | 1.00 | 0 | | |
| 47-1-17 | 1981 | | 12.0 | -117 | 0.00 | -2 | | |
| 47-1-18 | 1982 | | | | 1.00 | 0 | | |
| 47-1-19 | 1983 | | 26.0 | 705 | 1.00 | 0 | | |
| 47-1-20 | 1984 | | | | 2.00 | 3 | | |
| 47-1-21 | 1985 | | 19.0 | 294 | 2.00 | 3 | | |
| 7-1-22 | 1986 | | | | 4.00 | 10 | | |
| 7-1-23 | 1987 | | 15.0 | 58 | 2.00 | 3 | | |
| 7-1-24 | 1988 | | | | 2.00 | 3 | | |
| 7-1-25 | 1989 | | 18.0 | 235 | 1.00 | 0 | | |
| 47-1-26 | 1990 | | | | 2.00 | 3 | | |
| 47-1-27 | 1991 | | 24.0 | 588 | 3.00 | 7 | | |
| 47-1-28 | 1992 | | | | 6.00 | 16 | | |
| 47-1-29 | 1993 | | 19.0 | 294 | 3.00 | 7 | | |
| 47-1-30 | 1994 | | | | 3.00 | 7 | | |
| 7-1-1 | 131 | | 22.0 | 470 | 4.00 | 10 | | |
| 7-1-2 | 132 | | | | 3.00 | 5 | | |
| 7-1-3 | 133 | | 25.0 | 647 | 2.00 | 2 | | |
| 7-1-4 | 134 | | | | 0.00 | -4 | | |
| 7-1-5 | 135 | | 20.0 | 352 | 2.00 | 2 | | |
| 7-1-6 | 136 | | | | 0.00 | -4 | | |
| 7-1-7 | 137 | | 24.0 | 588 | 0.00 | -4 | | |
| 7-1-8 | 138 | | | | 3.00 | 5 | | |

SHOREHAM DECOMMISSIONING PROJECT
Termination Survey Data Report

FORM CODE
SU029

Beta Gamma, Gamma Survey Results

Survey Unit ID. :SU029
Name: TURBINE

Building :SU

Name:

Survey date 02/08/93

| Instrument Type | | Fl. Mon. | GM LAD | | | Smear Ctr. | | MicroRem | | |
|-----------------|-------|-----------|--------|------------------|------|------------|------------|----------|--|--|
| | | | | total beta-gamma | | removable | beta-gamma | | | |
| Block ID | point | Surf scan | gcpm | dpm/100cm2 | gcpm | dpm/100cm2 | observed | net | | |
| | | | | | | | uRem/hr | uR/hr | | |
| 7-1-9 | 139 | | 19.0 | 294 | 1.00 | | -0 | | | |
| 7-1-10 | 140 | | | | 2.00 | | 2 | | | |
| 7-1-11 | 141 | | 26.0 | 705 | 2.00 | | 2 | | | |
| 7-1-12 | 142 | | | | 1.00 | | -0 | | | |
| 7-1-13 | 143 | | 14.0 | 0 | 0.00 | | -4 | | | |
| 7-1-14 | 144 | | | | 2.00 | | 2 | | | |
| 7-1-15 | 145 | | 16.0 | 117 | 0.00 | | -4 | | | |
| 7-1-16 | 146 | | | | 3.00 | | 5 | | | |
| 7-1-17 | 147 | | 11.0 | -176 | 1.00 | | -0 | | | |
| 7-1-18 | 148 | | | | 1.00 | | -0 | | | |
| 7-1-19 | 149 | | 17.0 | 116 | 3.00 | | 5 | | | |
| 7-1-20 | 150 | | | | 3.00 | | 5 | | | |
| 47-1-31 | 1995 | | 15.0 | 58 | 1.00 | | -0 | | | |
| 47-1-32 | 1996 | | | | 2.00 | | 3 | | | |
| 47-1-33 | 1997 | | 16.0 | 117 | 2.00 | | 3 | | | |
| 47-1-34 | 1998 | | | | 1.00 | | 0 | | | |
| 7-1-35 | 1999 | | 23.0 | 529 | 2.00 | | 3 | | | |
| -1-36 | 2000 | | | | 1.00 | | 0 | | | |
| -1-37 | 2001 | | 10.0 | -235 | 2.00 | | 3 | | | |
| -1-38 | 2002 | | | | 1.00 | | 0 | | | |
| 47-1-39 | 2003 | | 12.0 | -117 | 1.00 | | 0 | | | |
| 47-1-40 | 2004 | | | | 2.00 | | 3 | | | |
| 47-1-41 | 2005 | | 19.0 | 294 | 0.00 | | -2 | | | |
| 47-1-42 | 2006 | | | | 1.00 | | 0 | | | |
| 47-1-43 | 2007 | | 19.0 | 294 | 2.00 | | 3 | | | |
| 47-1-44 | 2008 | | | | 0.00 | | -2 | | | |
| 47-1-45 | 2009 | | 24.0 | 588 | 1.00 | | 0 | | | |
| 47-1-46 | 2010 | | | | 2.00 | | 3 | | | |
| 47-1-47 | 2011 | | 18.0 | 235 | 2.00 | | 3 | | | |
| 47-1-48 | 2012 | | | | 1.00 | | 0 | | | |
| 47-1-49 | 2013 | | 16.0 | 117 | 1.00 | | 0 | | | |
| 47-1-50 | 2014 | | | | 2.00 | | 3 | | | |
| 47-1-51 | 2015 | | 20.0 | 352 | 2.00 | | 3 | | | |

page No. 47
Date: 02/22/93

SHOREHAM DECOMMISSIONING PROJECT
Termination Survey Data Report

FORM CODE
SU029

Beta Gamma, Gamma Survey Results

Survey Unit ID: SU029
Name: TURBINE

Building: SU

Name:

Survey date 02/08/93

| Instrument Type | | Fl. Mon. | GM LAD | | Smear Ctr. | | MicroRem | |
|-----------------|-------|-----------|------------------|------------|----------------------|------------|------------------|-----------|
| | | | total beta-gamma | | removable beta-gamma | | | |
| Block ID | point | Surf scan | gcpm | dpm/100cm2 | gcpm | dpm/100cm2 | observed uRem/hr | net uR/hr |
| 47-1-52 | 2016 | | | | 2.00 | 3 | | |
| 47-2-1 | 2017 | | 25.0 | 647 | 2.00 | 3 | | |
| 47-2-2 | 2018 | | | | 1.00 | -0 | | |
| 47-2-3 | 2019 | | 17.0 | 176 | 3.00 | 5 | | |
| 47-2-4 | 2020 | | | | 2.00 | 2 | | |
| 47-2-5 | 2021 | | 25.0 | 647 | 2.00 | 2 | | |
| 47-2-6 | 2022 | | | | 2.00 | 2 | | |
| 47-2-7 | 2023 | | 12.0 | -117 | 2.00 | 2 | | |
| 47-2-8 | 2024 | | | | 3.00 | 5 | | |
| 47-2-9 | 2025 | | 20.0 | 352 | 3.00 | 5 | | |
| 47-2-10 | 2026 | | | | 0.00 | -3 | | |
| 47-2-11 | 2027 | | 20.0 | 352 | 1.00 | -0 | | |
| 47-2-12 | 2028 | | | | 2.00 | 2 | | |
| 47-2-13 | 2029 | | 17.0 | 176 | 1.00 | -0 | | |
| 47-2-14 | 2030 | | | | 1.00 | -0 | | |
| 47-2-15 | 2031 | | 14.0 | 0 | 0.00 | -3 | | |
| 47-2-16 | 2032 | | | | 1.00 | -0 | | |
| 47-2-17 | 2033 | | 32.0 | 1058 | 3.00 | 5 | | |
| 47-2-18 | 2034 | | | | 1.00 | -0 | | |
| 47-2-19 | 2035 | | 21.0 | 411 | 2.00 | 2 | | |
| 47-2-20 | 2036 | | | | 4.00 | 8 | | |
| 47-2-21 | 2037 | | 15.0 | 58 | 1.00 | -0 | | |
| 47-2-22 | 2038 | | | | 1.00 | -0 | | |
| 47-2-23 | 2039 | | 15.0 | 58 | 3.00 | 5 | | |
| 47-2-24 | 2040 | | | | 0.00 | -3 | | |
| 47-2-25 | 2041 | | 19.0 | 294 | 1.00 | -0 | | |
| 47-2-26 | 2042 | | | | 2.00 | 2 | | |
| 47-2-27 | 2043 | | 18.0 | 235 | 3.00 | 5 | | |
| 47-2-28 | 2044 | | | | 1.00 | -0 | | |
| 47-2-29 | 2045 | | 21.0 | 411 | 3.00 | 5 | | |
| 47-2-30 | 2046 | | | | 2.00 | 2 | | |
| 47-2-31 | 2047 | | 20.0 | 352 | 1.00 | -0 | | |
| 47-2-32 | 2048 | | | | 1.00 | -0 | | |

page No. 43
Date: 02/22/93

SHOREHAM DECOMMISSIONING PROJECT
Termination Survey Data Report

FORM CODE
SJ029

Beta Gamma, Gamma Survey Results

Survey Unit ID. :SU029
Name: TURBINE

Building :SU

Name:

Survey date 02/08/93

| Instrument Type | | Fl. Mon. | GM LAD | | Smear Ctr. | | MicroRem | |
|-----------------|-------|-----------|--------|------------|------------|------------|----------|-------|
| | | | total | beta-gamma | removable | beta-gamma | observed | net |
| Block ID | point | Surf scan | gcpm | dpm/100cm2 | gcpm | dpm/100cm2 | uRem/hr | uR/hr |
| 47-2-33 | 2049 | | 20.0 | 352 | 1.00 | -0 | | |
| 47-2-34 | 2050 | | | | 1.00 | -0 | | |
| 47-2-35 | 2051 | | 18.0 | 235 | 3.00 | 5 | | |
| 47-2-36 | 2052 | | | | 3.00 | 5 | | |
| 47-2-37 | 2053 | | 13.0 | -58 | 2.00 | 2 | | |
| 47-2-38 | 2054 | | | | 0.00 | -3 | | |
| 47-2-39 | 2055 | | 14.0 | 0 | 1.00 | -0 | | |
| 47-2-40 | 2056 | | | | 2.00 | 2 | | |
| 47-2-41 | 2057 | | 12.0 | -117 | 1.00 | -0 | | |
| 47-2-41 | 2058 | | | | 0.00 | -3 | | |
| 47-2-43 | 2059 | | 21.0 | 411 | 1.00 | -0 | | |
| 47-2-44 | 2060 | | | | 0.00 | -3 | | |
| 47-2-45 | 2061 | | 21.0 | 411 | 4.00 | 8 | | |
| 47-2-46 | 2062 | | | | 1.00 | -0 | | |
| 47-2-47 | 2063 | | 25.0 | 647 | 1.00 | -0 | | |
| 47-2-48 | 2064 | | | | 1.00 | -0 | | |
| 47-2-49 | 2065 | | 18.0 | 235 | 1.00 | -0 | | |
| 47-2-50 | 2066 | | | | 3.00 | 5 | | |
| 47-2-51 | 2067 | | 22.0 | 470 | 0.00 | -3 | | |
| 47-2-52 | 2068 | | | | 1.00 | -0 | | |
| 48-1-1 | 2069 | | 23.0 | 529 | 3.00 | 5 | | |
| 48-1-2 | 2070 | | | | 4.00 | 8 | | |
| 48-1-3 | 2071 | | 27.0 | 764 | 1.00 | -0 | | |
| 48-1-4 | 2072 | | | | 3.00 | 5 | | |
| 48-1-5 | 2073 | | 31.0 | 1000 | 3.00 | 5 | | |
| 48-1-6 | 2074 | | | | 1.00 | -0 | | |
| 48-1-7 | 2075 | | 21.0 | 411 | 5.00 | 11 | | |
| 48-1-8 | 2076 | | | | 1.00 | -0 | | |
| 48-1-9 | 2077 | | 20.0 | 352 | 3.00 | 5 | | |
| 48-1-10 | 2078 | | | | 1.00 | -0 | | |
| 48-1-11 | 2079 | | 15.0 | 58 | 2.00 | 2 | | |
| 48-1-12 | 2080 | | | | 3.00 | 5 | | |
| 48-1-13 | 2081 | | 15.0 | 58 | 3.00 | 5 | | |

SHOREHAM DECOMMISSIONING PROJECT
Termination Survey Data Report

FORM CODE
SU029

Beta Gamma, Gamma Survey Results

Survey Unit ID. :SU029
Name: TURBINE

Building :SU

Name:

Survey date 02/08/93

| Instrument Type | | Fl. Mon. | GM LAD | | Smear Ctr. | | MicroRem | |
|-----------------|-------|-----------|--------|------------|------------|------------|----------|-------|
| | | | total | beta-gamma | removable | beta-gamma | observed | net |
| Block ID | point | Surf #can | gcpm | dpm/100cm2 | gcpm | dpm/100cm2 | uRem/hr | uR/hr |
| 48-1-14 | 2082 | | | | 0.00 | | -4 | |
| 48-1-15 | 2083 | | 17.0 | 176 | 2.00 | | 2 | |
| 48-1-16 | 2084 | | | | 1.00 | | -0 | |
| 48-1-17 | 2085 | | 13.0 | -58 | 0.00 | | -4 | |
| 48-1-18 | 2086 | | | | 1.00 | | -0 | |
| 48-1-19 | 2087 | | 15.0 | 58 | 0.00 | | -4 | |
| 48-1-20 | 2088 | | | | 2.00 | | 2 | |
| 49-1-1 | 2089 | | | | 2.00 | | 2 | |
| 49-1-2 | 2090 | | 21.0 | 411 | 1.00 | | -0 | |
| 49-1-3 | 2091 | | | | 3.00 | | 6 | |
| 49-1-4 | 2092 | | 29.0 | 882 | 0.00 | | -3 | |
| 49-1-5 | 2093 | | | | 3.00 | | 6 | |
| 49-1-6 | 2094 | | 15.0 | 58 | 1.00 | | -0 | |
| 49-1-7 | 2095 | | | | 3.00 | | 6 | |
| 49-1-8 | 2096 | | 11.0 | -176 | 0.00 | | -3 | |
| 49-1-9 | 2097 | | | | 1.00 | | -0 | |
| 49-1-10 | 2098 | | 20.0 | 352 | 3.00 | | 6 | |
| 49-1-11 | 2099 | | | | 0.00 | | -3 | |
| 49-1-12 | 2100 | | 12.0 | -117 | 3.00 | | 6 | |
| 49-1-13 | 2101 | | | | 6.00 | | 15 | |
| 49-1-14 | 2102 | | 15.0 | 58 | 3.00 | | 6 | |
| 49-1-15 | 2103 | | | | 4.00 | | 9 | |
| 49-1-16 | 2104 | | 17.0 | 176 | 0.00 | | -3 | |
| 49-1-17 | 2105 | | | | 2.00 | | 2 | |
| 49-1-18 | 2106 | | 22.0 | 470 | 3.00 | | 6 | |
| 49-1-19 | 2107 | | | | 2.00 | | 2 | |
| 49-1-20 | 2108 | | 21.0 | 411 | 0.00 | | -3 | |
| 50-1-1 | 2109 | | 19.0 | 294 | 1.00 | | -0 | |
| 50-1-2 | 2110 | | | | 1.00 | | -0 | |
| 50-1-3 | 2111 | | 14.0 | 0 | 1.00 | | -0 | |
| 50-1-4 | 2112 | | | | 1.00 | | -0 | |
| 50-1-5 | 2113 | | 19.0 | 294 | 1.00 | | -0 | |
| 50-1-6 | 2114 | | | | 1.00 | | -0 | |

Beta Gamma, Gamma Survey Results

Survey Unit ID. :SU029
me: TURBINE

Building :SU

Name:

Survey date 02/08/93

| Instrument Type | | Fl. Mon. | GM LAD | | Smear Ctr. | | MicroRem | |
|-----------------|-------|-----------|------------------|------------|----------------------|------------|---------------------|--------------|
| | | | total beta-gamma | | removable beta-gamma | | | |
| Block ID | point | Surf scan | gcpm | dpm/100cm2 | gcpm | dpm/100cm2 | observed uRem/hr | net uR/hr |
| 50-1-7 | 2115 | | 20.0 | 352 | 2.00 | 2 | | |
| 50-1-8 | 2116 | | | | 3.00 | 5 | | |
| 50-1-9 | 2117 | | 18.0 | 235 | 4.00 | 8 | | |
| 50-1-10 | 2118 | | | | 5.00 | 12 | | |
| 50-1-11 | 2119 | | 23.0 | 529 | 2.00 | 2 | | |
| 50-1-12 | 2120 | | | | 1.00 | -0 | | |
| 50-1-13 | 2121 | | 25.0 | 647 | 2.00 | 2 | | |
| 50-1-14 | 2122 | | | | 0.00 | -3 | | |
| 50-1-15 | 2123 | | 23.0 | 529 | 3.00 | 5 | | |
| 50-1-16 | 2124 | | | | 2.00 | 2 | | |
| 50-1-17 | 2125 | | 29.0 | 882 | 4.00 | 8 | | |
| 50-1-18 | 2126 | | | | 4.00 | 8 | | |
| 50-1-19 | 2127 | | 16.0 | 117 | 1.00 | -0 | | |
| 50-1-20 | 2128 | | | | 1.00 | -0 | | |
| 51-1-1 | 2129 | | 24.0 | 588 | 1.00 | -0 | | |
| 51-1-2 | 2130 | | | | 1.00 | -0 | | |
| 51-1-3 | 2131 | | 18.0 | 235 | 0.00 | -4 | | |
| 51-1-4 | 2132 | | | | 1.00 | -0 | | |
| 1-1-5 | 2133 | | 24.0 | 588 | 1.00 | -0 | | |
| 1-1-6 | 2134 | | | | 1.00 | -0 | | |
| 1-1-7 | 2135 | | 18.0 | 235 | 2.00 | 2 | | |
| 1-1-8 | 2136 | | | | 4.00 | 8 | | |
| 51-1-9 | 2137 | | 17.0 | 176 | 2.00 | 2 | | |
| 51-1-10 | 2138 | | | | 2.00 | 2 | | |
| 51-1-11 | 2139 | | 29.0 | 882 | 2.00 | 2 | | |
| 51-1-12 | 2140 | | | | 3.00 | 5 | | |
| 51-1-13 | 2141 | | 23.0 | 529 | 1.00 | -0 | | |
| 51-1-14 | 2142 | | | | 1.00 | -0 | | |
| 51-1-15 | 2143 | | 21.0 | 411 | 0.00 | -4 | | |
| 51-1-16 | 2144 | | | | 5.00 | 11 | | |
| 51-1-17 | 2145 | | 24.0 | 588 | 2.00 | 2 | | |
| 51-1-18 | 2146 | | | | 1.00 | -0 | | |
| 51-1-19 | 2147 | | 15.0 | 58 | 0.00 | -4 | | |

SHOREHAM DECOMMISSIONING PROJECT
Termination Survey Data Report

FORM CODE
SU029

Beta Gamma, Gamma Survey Results

Survey Unit ID. :SU029
Name: TURBINE

Building :SU

Name:

Survey date 02/08/93

| Instrument Type | | Fl. Mon. | GM LAD | | Smear Ctr. | MicroRem | |
|-----------------|-------|-----------|--------|------------|------------|------------|---------------------|
| | | | total | beta-gamma | removable | beta-gamma | |
| Block ID | point | Surf scan | gcpm | dpm/100cm2 | gcpm | dpm/100cm2 | observed uRem/hr |
| 51-1-20 | 2148 | | | | 3.00 | 5 | |
| 52-1-1 | 2149 | | 14.0 | 0 | 1.00 | -0 | |
| 52-1-2 | 2150 | | | | 2.00 | 2 | |
| 52-1-3 | 2151 | | 14.0 | 0 | 1.00 | -0 | |
| 52-1-4 | 2152 | | | | 1.00 | -0 | |
| 52-1-5 | 2153 | | 21.0 | 411 | 0.00 | -4 | |
| 52-1-6 | 2154 | | | | 1.00 | -0 | |
| 52-1-7 | 2155 | | 16.0 | 117 | 1.00 | -0 | |
| 52-1-8 | 2156 | | | | 0.00 | -4 | |
| 52-1-9 | 2157 | | 21.0 | 411 | 1.00 | -0 | |
| 52-1-10 | 2158 | | | | 3.00 | 5 | |
| 52-1-11 | 2159 | | 26.0 | 705 | 4.00 | 8 | |
| 52-1-12 | 2160 | | | | 0.00 | -4 | |
| 52-1-13 | 2161 | | 20.0 | 352 | 2.00 | 2 | |
| 52-1-14 | 2162 | | | | 1.00 | -0 | |
| 52-1-15 | 2163 | | 20.0 | 352 | 2.00 | 2 | |
| 52-1-16 | 2164 | | | | 1.00 | -0 | |
| 52-1-17 | 2165 | | 24.0 | 588 | 4.00 | 8 | |
| 52-1-18 | 2166 | | | | 3.00 | 5 | |
| 52-1-19 | 2167 | | 14.0 | 0 | 2.00 | 2 | |
| 52-1-20 | 2168 | | | | 0.00 | -4 | |
| 53-1-1 | 2169 | | 16.0 | 117 | 1.00 | -0 | |
| 53-1-2 | 2170 | | | | 1.00 | -0 | |
| 53-1-3 | 2171 | | 20.0 | 352 | 8.00 | 21 | |
| 53-1-4 | 2172 | | | | 0.00 | -4 | |
| 53-1-5 | 2173 | | 23.0 | 529 | 2.00 | 2 | |
| 53-1-6 | 2174 | | | | 1.00 | -0 | |
| 53-1-7 | 2175 | | 26.0 | 705 | 0.00 | -4 | |
| 53-1-8 | 2176 | | | | 2.00 | 2 | |
| 53-1-9 | 2177 | | 25.0 | 647 | 2.00 | 2 | |
| 53-1-10 | 2178 | | | | 3.00 | 5 | |
| 53-1-11 | 2179 | | 12.0 | -117 | 3.00 | 5 | |
| 53-1-12 | 2180 | | | | 3.00 | 5 | |

SHOREHAM DECOMMISSIONING PROJECT
Termination Survey Data Report

FORM CODE
SU029

Beta Gamma, Gamma Survey Results

Survey Unit ID. :SU029
Name: TURBINE

Building :SU

Name:

Survey date 02/08/93

| Instrument Type | | Fl. Mon. | GM LAD | | Smear Ctr. | | MicroRem | |
|-----------------|-------|-----------|--------|------------|------------|------------|----------|-------|
| | | | total | beta-gamma | removable | beta-gamma | observed | net |
| Block ID | point | Surf scan | gcpm | dpm/100cm2 | gcpm | dpm/100cm2 | uRem/hr | uR/hr |
| 53-1-13 | 2181 | | 21.0 | 411 | 4.00 | 8 | | |
| 53-1-14 | 2182 | | | | 0.00 | -4 | | |
| 53-1-15 | 2183 | | 28.0 | 823 | 2.00 | 2 | | |
| 53-1-16 | 2184 | | | | 2.00 | 2 | | |
| 53-1-17 | 2185 | | 15.0 | 58 | 1.00 | -0 | | |
| 53-1-18 | 2186 | | | | 2.00 | 2 | | |
| 53-1-19 | 2187 | | 17.0 | 176 | 1.00 | -0 | | |
| 53-1-20 | 2188 | | | | 1.00 | -0 | | |
| 54-1-1 | 2189 | | 23.0 | 529 | 3.00 | 5 | | |
| 54-1-2 | 2190 | | | | 0.00 | -2 | | |
| 54-1-3 | 2191 | | 24.0 | 588 | 2.00 | 3 | | |
| 54-1-4 | 2192 | | | | 3.00 | 7 | | |
| 54-1-5 | 2193 | | 24.0 | 588 | 3.00 | 7 | | |
| 54-1-6 | 2194 | | | | 4.00 | 10 | | |
| 54-1-7 | 2195 | | 18.0 | 235 | 2.00 | 3 | | |
| 54-1-8 | 2196 | | | | 1.00 | 0 | | |
| 54-1-9 | 2197 | | 20.0 | 352 | 1.00 | 0 | | |
| 54-1-10 | 2198 | | | | 0.00 | -2 | | |
| 54-1-11 | 2199 | | 18.0 | 235 | 0.00 | -2 | | |
| 54-1-12 | 2200 | | | | 1.00 | 0 | | |
| 54-1-13 | 2201 | | 20.0 | 352 | 3.00 | 7 | | |
| 54-1-14 | 2202 | | | | 1.00 | 0 | | |
| 54-1-15 | 2203 | | 23.0 | 529 | 2.00 | 3 | | |
| 54-1-16 | 2204 | | | | 1.00 | 0 | | |
| 54-1-17 | 2205 | | 20.0 | 352 | 3.00 | 7 | | |
| 54-1-18 | 2206 | | | | 1.00 | 0 | | |
| 54-1-19 | 2207 | | 16.0 | 117 | 2.00 | 3 | | |
| 54-1-20 | 2208 | | | | 0.00 | -2 | | |
| 8-1-1 | 151 | | 15.0 | 58 | 1.00 | 0 | | |
| 8-1-2 | 152 | | | | 2.00 | 2 | | |
| 8-1-3 | 153 | | 14.0 | 0 | 1.00 | -0 | | |
| 8-1-4 | 154 | | | | 3.00 | 6 | | |
| 8-1-5 | 155 | | 13.0 | -58 | 1.00 | -0 | | |

SHOREHAM DECOMMISSIONING PROJECT
Termination Survey Data Report

FORM CODE
SU029

Beta Gamma, Gamma Survey Results

Survey Unit ID. :SU029
Name: TURBINE

Building :SU

Name:

Survey date 02/08/93

| Instrument Type | | Fl. Mon. | GM LAD | | Smear Ctr. | MicroRem | |
|-----------------|-------|-----------|------------------|------------|----------------------|------------|-------------------------------|
| | | | total beta-gamma | | removable beta-gamma | | |
| Block ID | point | Surf scan | gcps | dpm/100cm2 | gcps | dpm/100cm2 | observed net uRem/hr uR/hr |
| 8-1-6 | 156 | | | | 1.00 | -0 | |
| 8-1-7 | 157 | | 20.0 | 352 | 3.00 | 6 | |
| 8-1-8 | 158 | | | | 1.00 | -0 | |
| 8-1-9 | 159 | | 14.0 | 0 | 0.00 | -3 | |
| 8-1-10 | 160 | | | | 1.00 | -0 | |
| 8-1-11 | 161 | | 16.0 | 117 | 1.00 | -0 | |
| 8-1-12 | 162 | | | | 2.00 | 2 | |
| 8-1-13 | 163 | | 27.0 | 764 | 0.00 | -3 | |
| 8-1-14 | 164 | | | | 1.00 | -0 | |
| 8-1-15 | 165 | | 20.0 | 352 | 3.00 | 6 | |
| 8-1-16 | 166 | | | | 1.00 | -0 | |
| 8-1-17 | 167 | | 20.0 | 352 | 4.00 | 9 | |
| 8-1-18 | 168 | | | | 3.00 | 6 | |
| 8-1-19 | 169 | | 15.0 | 58 | 0.00 | -3 | |
| 8-1-20 | 170 | | | | 2.00 | 2 | |
| 55-1-1 | 2209 | | 19.0 | 294 | 1.00 | -0 | |
| 55-1-2 | 2210 | | | | 0.00 | -2 | |
| 55-1-3 | 2211 | | 28.0 | 823 | 3.00 | 7 | |
| 55-1-4 | 2212 | | | | 4.00 | 10 | |
| 55-1-5 | 2213 | | 35.0 | 1235 | 1.00 | 0 | |
| 55-1-6 | 2214 | | | | 1.00 | 0 | |
| 55-1-7 | 2215 | | 31.0 | 1000 | 2.00 | 3 | |
| 55-1-8 | 2216 | | | | 0.00 | -2 | |
| 55-1-9 | 2217 | | 25.0 | 647 | 2.00 | 3 | |
| 55-1-10 | 2218 | | | | 1.00 | 0 | |
| 55-1-11 | 2219 | | 22.0 | 470 | 2.00 | 3 | |
| 55-1-12 | 2220 | | | | 0.00 | -2 | |
| 55-1-13 | 2221 | | 17.0 | 176 | 1.00 | 0 | |
| 55-1-14 | 2222 | | | | 1.00 | 0 | |
| 55-1-15 | 2223 | | 14.0 | 0 | 0.00 | -2 | |
| 55-1-16 | 2224 | | | | 2.00 | 3 | |
| 55-1-17 | 2225 | | 25.0 | 647 | 0.00 | -2 | |
| 55-1-18 | 2226 | | | | 0.00 | -2 | |

SHOREHAM DECOMMISSIONING PROJECT
Termination Survey Data Report

FORM CODE
SU029

Beta Gamma, Gamma Survey Results

Survey Unit ID: SU029
Name: TURBINE

Building: SU

Name:

Survey date 02/08/93

| Instrument Type | | Fl. Mon. | GM LAD | | Smear Ctr. | | MicroRem | |
|-----------------|-------|-----------|--------|------------|------------|------------|----------|-------|
| | | | total | beta-gamma | removable | beta-gamma | observed | net |
| Block ID | point | Surf scan | gcpm | dpm/100cm2 | gcpm | dpm/100cm2 | uRem/hr | uR/hr |
| 55-1-19 | 2227 | | 26.0 | 705 | 0.00 | -2 | | |
| 55-1-20 | 2228 | | | | 4.00 | 10 | | |
| 56-1-1 | 2229 | | 27.0 | 764 | 5.00 | 13 | | |
| 56-1-2 | 2230 | | | | 0.00 | -2 | | |
| 56-1-3 | 2231 | | 24.0 | 588 | 3.00 | 7 | | |
| 56-1-4 | 2232 | | | | 1.00 | 0 | | |
| 56-1-5 | 2233 | | 26.0 | 705 | 2.00 | 3 | | |
| 56-1-6 | 2234 | | | | 1.00 | 0 | | |
| 56-1-7 | 2235 | | 18.0 | 235 | 0.00 | -2 | | |
| 56-1-8 | 2236 | | | | 3.00 | 7 | | |
| 56-1-9 | 2237 | | 16.0 | 117 | 1.00 | 0 | | |
| 56-1-10 | 2238 | | | | 2.00 | 3 | | |
| 56-1-11 | 2239 | | 22.0 | 470 | 2.00 | 3 | | |
| 56-1-12 | 2240 | | | | 1.00 | 0 | | |
| 56-1-13 | 2241 | | 21.0 | 411 | 1.00 | 0 | | |
| 56-1-14 | 2242 | | | | 0.00 | -2 | | |
| 56-1-15 | 2243 | | 24.0 | 588 | 1.00 | 0 | | |
| 56-1-16 | 2244 | | | | 2.00 | 3 | | |
| 56-1-17 | 2245 | | 22.0 | 470 | 1.00 | 0 | | |
| 56-1-18 | 2246 | | | | 2.00 | 3 | | |
| 56-1-19 | 2247 | | 18.0 | 235 | 3.00 | 7 | | |
| 56-1-20 | 2248 | | | | 0.00 | -2 | | |
| 57-1-1 | 2249 | | 26.0 | 705 | 1.00 | 0 | | |
| 57-1-2 | 2250 | | | | 4.00 | 10 | | |
| 57-1-3 | 2251 | | 25.0 | 647 | 0.00 | -2 | | |
| 57-1-4 | 2252 | | | | 1.00 | 0 | | |
| 57-1-5 | 2253 | | 25.0 | 647 | 1.00 | 0 | | |
| 57-1-6 | 2254 | | | | 1.00 | 0 | | |
| 57-1-7 | 2255 | | 15.0 | 55 | 0.00 | -2 | | |
| 57-1-8 | 2256 | | | | 3.00 | 7 | | |
| 57-1-9 | 2257 | | 20.0 | 352 | 2.00 | 3 | | |
| 57-1-10 | 2258 | | | | 2.00 | 3 | | |
| 57-1-11 | 2259 | | 20.0 | 352 | 0.00 | -2 | | |

SHOREHAM DECOMMISSIONING PROJECT
Termination Survey Data Report

FORM CODE
SU029

Beta Gamma, Gamma Survey Results

Survey Unit ID. :SU029
Name: TURBINE

Building :SU

Name:

Survey date 02/08/93

| Instrument Type | | Fl. Mon. | GM LAD | | Smear Ctr. | | MicroRem | |
|-----------------|-------|-----------|--------|------------|------------|------------|----------|-------|
| | | | total | beta-gamma | removable | beta-gamma | observed | net |
| Block ID | point | Surf scan | gcpm | dpm/100cm2 | gcpm | dpm/100cm2 | uRem/hr | uR/hr |
| 57-1-12 | 2260 | | | | 2.00 | 3 | | |
| 57-1-13 | 2261 | | 19.0 | 294 | 4.00 | 10 | | |
| 57-1-14 | 2262 | | | | 4.00 | 10 | | |
| 57-1-15 | 2263 | | 28.0 | 823 | 0.00 | -2 | | |
| 57-1-16 | 2264 | | | | 2.00 | 3 | | |
| 57-1-17 | 2265 | | 26.0 | 705 | 1.00 | 0 | | |
| 57-1-18 | 2266 | | | | 1.00 | 0 | | |
| 57-1-19 | 2267 | | 18.0 | 235 | 2.00 | 3 | | |
| 57-1-20 | 2268 | | | | 2.00 | 3 | | |
| 58-1-1 | 2269 | | | | 1.00 | 0 | | |
| 58-1-2 | 2270 | | 19.0 | 294 | 3.00 | 5 | | |
| 58-1-3 | 2271 | | | | 4.00 | 8 | | |
| 58-1-4 | 2272 | | 13.0 | -58 | 2.00 | 2 | | |
| 58-1-5 | 2273 | | | | 2.00 | 2 | | |
| 58-1-6 | 2274 | | 14.0 | 0 | 0.00 | -3 | | |
| 58-1-7 | 2275 | | | | 2.00 | 2 | | |
| 58-1-8 | 2276 | | 13.0 | -58 | 0.00 | -3 | | |
| -1-9 | 2277 | | | | 3.00 | 5 | | |
| -1-10 | 2278 | | 26.0 | 705 | 1.00 | -0 | | |
| -1-11 | 2279 | | | | 1.00 | -0 | | |
| 58-1-12 | 2280 | | 16.0 | 117 | 2.00 | 2 | | |
| 58-1-13 | 2281 | | | | 2.00 | 2 | | |
| 58-1-14 | 2282 | | 24.0 | 588 | 0.00 | -3 | | |
| 58-1-15 | 2283 | | | | 0.00 | -3 | | |
| 58-1-16 | 2284 | | 17.0 | 176 | 1.00 | -0 | | |
| 58-1-17 | 2285 | | | | 3.00 | 5 | | |
| 58-1-18 | 2286 | | 15.0 | 58 | 1.00 | -0 | | |
| 58-1-19 | 2287 | | | | 5.00 | 12 | | |
| 58-1-20 | 2288 | | 20.0 | 352 | 4.00 | 8 | | |
| 58-1-21 | 2289 | | | | 1.00 | -0 | | |
| 58-1-22 | 2290 | | 21.0 | 411 | 0.00 | -3 | | |
| 58-1-23 | 2291 | | | | 3.00 | 5 | | |
| 58-1-24 | 2292 | | 16.0 | 117 | 1.00 | -0 | | |

page No. 56
Date: 02/22/93

SHOREHAM DECOMMISSIONING PROJECT
Termination Survey Data Report

FORM CODE
SU029

Beta Gamma, Gamma Survey Results

Survey Unit ID: SU029
Name: TURBINE

Building: SU

Name:

Survey date 02/08/93

| Instrument Type | | Fl. Mon. | GM LAD | | Smear Ctr. | | MicroRem | |
|-----------------|-------|-----------|------------------|------------|----------------------|------------|------------------|-----------|
| | | | total beta-gamma | | removable beta-gamma | | | |
| Block ID | point | Surf scan | gcpm | dpm/100cm2 | gcpm | dpm/100cm2 | observed uRem/hr | net uR/hr |
| 58-1-25 | 2293 | | | | 3.00 | 5 | | |
| 58-1-26 | 2294 | | 23.0 | 529 | 4.00 | 8 | | |
| 58-1-27 | 2295 | | | | 3.00 | 5 | | |
| 58-1-28 | 2296 | | 13.0 | -58 | 2.00 | 2 | | |
| 58-1-29 | 2297 | | | | 1.00 | -0 | | |
| 58-1-30 | 2298 | | 24.0 | 588 | 0.00 | -3 | | |
| 38-2-1 | 1081 | | 21.0 | 411 | 1.00 | -0 | | |
| 38-2-2 | 1082 | | | | 4.00 | 8 | | |
| 38-2-3 | 1083 | | 14.0 | 800 | 1.00 | -0 | | |
| 38-2-4 | 1084 | | | | 2.00 | 2 | | |
| 38-2-5 | 1085 | | 12.0 | 682 | 5.00 | 12 | | |
| 38-2-6 | 1086 | | | | 4.00 | 8 | | |
| 38-2-7 | 1087 | | 14.0 | 800 | 4.00 | 8 | | |
| 38-2-8 | 1088 | | | | 0.00 | -3 | | |
| 38-2-9 | 1089 | | 15.0 | 858 | 1.00 | -0 | | |
| 38-2-10 | 1090 | | | | 1.00 | -0 | | |
| 38-2-11 | 1091 | | 22.0 | 1270 | 3.00 | 5 | | |
| 38-2-12 | 1092 | | | | 1.00 | -0 | | |
| 38-2-13 | 1093 | | 16.0 | 917 | 0.00 | -3 | | |
| 38-2-14 | 1094 | | | | 1.00 | -0 | | |
| 38-2-15 | 1095 | | 16.0 | 917 | 1.00 | -0 | | |
| 38-2-16 | 1096 | | | | 3.00 | 5 | | |
| 38-2-17 | 1097 | | 13.0 | 741 | 2.00 | 2 | | |
| 38-2-18 | 1098 | | | | 2.00 | 2 | | |
| 38-2-19 | 1099 | | 11.0 | 623 | 1.00 | -0 | | |
| 38-2-20 | 1100 | | | | 5.00 | 12 | | |
| 38-2-21 | 1101 | | 11.0 | 623 | 1.00 | -0 | | |
| 38-2-22 | 1102 | | | | 3.00 | 5 | | |
| 38-2-23 | 1103 | | 6.00 | 329 | 2.00 | 2 | | |
| 38-2-24 | 1104 | | | | 1.00 | -0 | | |
| 38-2-25 | 1105 | | 2.00 | 94 | 0.00 | -3 | | |
| 38-2-26 | 1106 | | | | 2.00 | 2 | | |
| 38-2-27 | 1107 | | 24.0 | 1388 | 3.00 | 5 | | |

SHOREHAM DECOMMISSIONING PROJECT
Termination Survey Data Report

FORM CODE
SU029

Beta Gamma, Gamma Survey Results

Survey Unit ID. :SU029
Name: TURBINE

Building :SU

Name:

Survey date 02/08/93

| Instrument Type | | Fl. Mon. | GM LAD | Smear Ctr. | | MicroRem | |
|-----------------|-------|-----------|------------------|----------------------|------|------------|---------|
| | | | total beta-gamma | removable beta-gamma | | observed | net |
| Block ID | point | Surf scan | gcpm | dpm/100cm2 | gcpm | dpm/100cm2 | uRem/hr |
| 38-2-28 | 1108 | | | | 1.00 | -0 | |
| 38-2-29 | 1109 | | 11.0 | 623 | 1.00 | -0 | |
| 38-2-30 | 1110 | | | | 1.00 | -0 | |
| 38-2-31 | 1111 | | 17.0 | 976 | 0.00 | -3 | |
| 38-2-32 | 1112 | | | | 2.00 | 2 | |
| 38-2-33 | 1113 | | 18.0 | 235 | 0.00 | -3 | |
| 38-2-34 | 1114 | | | | 3.00 | 5 | |
| 38-2-35 | 1115 | | 12.0 | -117 | 1.00 | -0 | |
| 38-2-36 | 1116 | | | | 5.00 | 12 | |
| 38-2-37 | 1117 | | 13.0 | -58 | 2.00 | 2 | |
| 38-2-38 | 1118 | | | | 0.00 | -3 | |
| 38-2-39 | 1119 | | 17.0 | 176 | 3.00 | 5 | |
| 38-2-40 | 1120 | | | | 1.00 | -0 | |
| 38-2-41 | 1121 | | 10.0 | -235 | 2.00 | 2 | |
| 38-2-42 | 1122 | | | | 3.00 | 5 | |
| 38-2-43 | 1123 | | 21.0 | 411 | 2.00 | 2 | |
| 38-2-44 | 1124 | | | | 1.00 | -0 | |
| 38-2-45 | 1125 | | 18.0 | 235 | 0.00 | -3 | |
| 38-2-46 | 1126 | | | | 3.00 | 5 | |
| 38-2-47 | 1127 | | 18.0 | 235 | 1.00 | -0 | |
| 38-2-48 | 1128 | | | | 2.00 | 2 | |
| 38-2-49 | 1129 | | 11.0 | -176 | 0.00 | -3 | |
| 38-2-50 | 1130 | | | | 1.00 | -0 | |
| 38-2-51 | 1131 | | 16.0 | 117 | 1.00 | -0 | |
| 38-2-52 | 1132 | | | | 1.00 | -0 | |
| 39-2-1 | 1185 | | 12.0 | -117 | 1.00 | -0 | |
| 39-2-2 | 1186 | | | | 0.00 | -3 | |
| 39-2-3 | 1187 | | 18.0 | 235 | 1.00 | -0 | |
| 39-2-4 | 1188 | | | | 1.00 | -0 | |
| 39-2-5 | 1189 | | 9.00 | -294 | 1.00 | -0 | |
| 39-2-6 | 1190 | | | | 1.00 | -0 | |
| 39-2-7 | 1191 | | 16.0 | 117 | 1.00 | -0 | |
| 39-2-8 | 1192 | | | | 3.00 | 5 | |

SHOREHAM DECOMMISSIONING PROJECT
Termination Survey Data Report

FORM CODE
SU029

Beta Gamma, Gamma Survey Results

Survey Unit ID. :SU029
Name: TURBINE

Building :SU

Name:

Survey date 02/08/93

| Instrument Type | | Fl. Mon. | GM LAD | | Smear Ctr. | | MicroPam | |
|-----------------|-------|-----------|------------------|------------|----------------------|------------|---------------------|------------|
| | | | total beta-gamma | | removable beta-gamma | | | |
| Block ID | point | Surf scan | gcpm | dpm/100cm2 | gcpm | dpm/100cm2 | observed uRem/hr | est /hr |
| 39-2-9 | 1193 | | 26.0 | 705 | 1.00 | -0 | | |
| 39-2-10 | 1194 | | | | 2.00 | 2 | | |
| 39-2-11 | 1195 | | 17.0 | 176 | 0.00 | -3 | | |
| 39-2-12 | 1196 | | | | 0.00 | -3 | | |
| 39-2-13 | 1197 | | 12.0 | -117 | 1.00 | -0 | | |
| 39-2-14 | 1198 | | | | 2.00 | 2 | | |
| 39-2-15 | 1199 | | 12.0 | -117 | 2.00 | 2 | | |
| 39-2-16 | 1200 | | | | 0.00 | -3 | | |
| 39-2-17 | 1201 | | 15.0 | 58 | 2.00 | 2 | | |
| 39-2-18 | 1202 | | | | 3.00 | 5 | | |
| 39-2-19 | 1203 | | 13.0 | -58 | 1.00 | -0 | | |
| 39-2-20 | 1204 | | | | 1.00 | -0 | | |
| 39-2-21 | 1205 | | 22.0 | 470 | 0.00 | -3 | | |
| 39-2-22 | 1206 | | | | 2.00 | 2 | | |
| 39-2-23 | 1207 | | 17.0 | 176 | 0.00 | -3 | | |
| 39-2-24 | 1208 | | | | 0.00 | -3 | | |
| 39-2-25 | 1209 | | 24.0 | 588 | 1.00 | -0 | | |
| 39-2-26 | 1210 | | | | 2.00 | 2 | | |
| 39-2-27 | 1211 | | 10.0 | -235 | 1.00 | -0 | | |
| 39-2-28 | 1212 | | | | 1.00 | -0 | | |
| 39-2-29 | 1213 | | 7.00 | -411 | 2.00 | 2 | | |
| 39-2-30 | 1214 | | | | 3.00 | 5 | | |
| 39-2-31 | 1215 | | 14.0 | 0 | 3.00 | 5 | | |
| 39-2-32 | 1216 | | | | 0.00 | -3 | | |
| 39-2-33 | 1217 | | 14.0 | 0 | 2.00 | 2 | | |
| 39-2-34 | 1218 | | | | 5.00 | 12 | | |
| 39-2-35 | 1219 | | 16.0 | 117 | 1.00 | -0 | | |
| 39-2-36 | 1220 | | | | 2.00 | 2 | | |
| 39-2-37 | 1221 | | 21.0 | 411 | 2.00 | 2 | | |
| 39-2-38 | 1222 | | | | 0.00 | -3 | | |
| 39-2-39 | 1223 | | 12.0 | -117 | 2.00 | 2 | | |
| 39-2-40 | 1224 | | | | 1.00 | -0 | | |
| 39-2-41 | 1225 | | 13.0 | -58 | 4.00 | 8 | | |

page No. 59
Date: 02/22/93

SHOREHAM DECOMMISSIONING PROJECT
Termination Survey Data Report

FORM CODE
SU029

Beta Gamma, Gamma Survey Results

Survey Unit ID: :SU029
Name: TURBINE

Building :SU

Name:

Survey date 02/08/93

| Instrument Type | | Fl. Mon. | GM LAD | | Smear Ctr. | | MicroRem | |
|-----------------|-------|-----------|------------------|------------|----------------------|------------|------------------|-----------|
| | | | total beta-gamma | | removable beta-gamma | | | |
| Block ID | point | Surf scan | gcpm | dpm/100cm2 | gcpm | dpm/100cm2 | observed uRem/hr | net uR/hr |
| 39-2-42 | 1226 | | | | 5.00 | 12 | | |
| 39-2-43 | 1227 | | 13.0 | -58 | 2.00 | 2 | | |
| 39-2-44 | 1228 | | | | 0.00 | -3 | | |
| 39-2-45 | 1229 | | 13.0 | -58 | 3.00 | 5 | | |
| 39-2-46 | 1230 | | | | 2.00 | 2 | | |
| 39-2-47 | 1231 | | 19.0 | 294 | 0.00 | -3 | | |
| 39-2-48 | 1232 | | | | 3.00 | 5 | | |
| 39-2-49 | 1233 | | 19.0 | 294 | 3.00 | 5 | | |
| 39-2-50 | 1234 | | | | 0.00 | -3 | | |
| 39-2-51 | 1235 | | 22.0 | 470 | 1.00 | -0 | | |
| 39-2-52 | 1236 | | | | 3.00 | 5 | | |
| 41-2-1 | 1393 | | | | 5.00 | 12 | | |
| 41-2-2 | 1394 | | 19.0 | 294 | 1.00 | -0 | | |
| 41-2-3 | 1395 | | | | 0.00 | -3 | | |
| 41-2-4 | 1396 | | 7.00 | -411 | 1.00 | -0 | | |
| 41-2-5 | 1397 | | | | 1.00 | -0 | | |
| 41-2-6 | 1398 | | 20.0 | 352 | 3.00 | 5 | | |
| 41-2-7 | 1399 | | | | 2.00 | 2 | | |
| 41-2-8 | 1400 | | 11.0 | -176 | 4.00 | 8 | | |
| 41-2-9 | 1401 | | | | 4.00 | 8 | | |
| 41-2-10 | 1402 | | 23.0 | 529 | 4.00 | 8 | | |
| 41-2-11 | 1403 | | | | 1.00 | -0 | | |
| 41-2-12 | 1404 | | 20.0 | 352 | 3.00 | 5 | | |
| 41-2-13 | 1405 | | | | 2.00 | 2 | | |
| 41-2-14 | 1406 | | 12.0 | -117 | 1.00 | -0 | | |
| 41-2-15 | 1407 | | | | 0.00 | -3 | | |
| 41-2-16 | 1408 | | 16.0 | 117 | 2.00 | 2 | | |
| 41-2-17 | 1409 | | | | 0.00 | -3 | | |
| 41-2-18 | 1410 | | 28.0 | 823 | 2.00 | 2 | | |
| 41-2-19 | 1411 | | | | 1.00 | -0 | | |
| 41-2-20 | 1412 | | 26.0 | 705 | 1.00 | -0 | | |
| 41-2-21 | 1413 | | | | 2.00 | 2 | | |
| 41-2-22 | 1414 | | 18.0 | 235 | 1.00 | -0 | | |

WOREHAM DECOMMISSIONING PROJECT
Termination Survey Data Report

FORM CODE
SU029

Beta Gamma, Gamma Survey Results

Survey Unit ID. :SU029
Name: TURBINE

Building :SU

Name:

Survey date 02/08/93

| Instrument Type | | Fl. Mon. | GM LAD | | Smear Ctr. | | MicroRem | |
|-----------------|-------|-----------|--------|------------|------------|------------|----------|-------|
| | | | total | beta-gamma | removable | beta-gamma | observed | net |
| Block ID | point | Surf scan | gcpm | dpm/100cm2 | gcpm | dpm/100cm2 | uRem/hr | uR/hr |
| 41-2-23 | 1415 | | | | 1.00 | -0 | | |
| 41-2-24 | 1416 | | 13.0 | -58 | 1.00 | -0 | | |
| 41-2-25 | 1417 | | | | 0.00 | -3 | | |
| 41-2-26 | 1418 | | 15.0 | 58 | 1.00 | -0 | | |
| 41-2-27 | 1419 | | | | 2.00 | 2 | | |
| 41-2-28 | 1420 | | 19.0 | 294 | 0.00 | -3 | | |
| 41-2-29 | 1421 | | | | 3.00 | 5 | | |
| 41-2-30 | 1422 | | 26.0 | 705 | 3.00 | 5 | | |
| 41-2-31 | 1423 | | | | 3.00 | 5 | | |
| 41-2-32 | 1424 | | 17.0 | 176 | 3.00 | 5 | | |
| 41-2-33 | 1425 | | | | 1.00 | -0 | | |
| 41-2-34 | 1426 | | 17.0 | 176 | 2.00 | 2 | | |
| 41-2-35 | 1427 | | | | 1.00 | -0 | | |
| 41-2-36 | 1428 | | 25.0 | 647 | 1.00 | -0 | | |
| 41-2-37 | 1429 | | | | 2.00 | 2 | | |
| 41-2-38 | 1430 | | 20.0 | 352 | 2.00 | 2 | | |
| 41-2-39 | 1431 | | | | 0.00 | -3 | | |
| 41-2-40 | 1432 | | 15.0 | 58 | 0.00 | -3 | | |
| 41-2-41 | 1433 | | | | 1.00 | -0 | | |
| 41-2-42 | 1434 | | 15.0 | 58 | 0.00 | -3 | | |
| 41-2-43 | 1435 | | | | 4.00 | 8 | | |
| 41-2-44 | 1436 | | 13.0 | -58 | 0.00 | -3 | | |
| 41-2-45 | 1437 | | | | 3.00 | 5 | | |
| 41-2-46 | 1438 | | 14.0 | 0 | 2.00 | 2 | | |
| 41-2-47 | 1439 | | | | 0.00 | -3 | | |
| 41-2-48 | 1440 | | 15.0 | 58 | 1.00 | -0 | | |
| 41-2-49 | 1441 | | | | 0.00 | -3 | | |
| 41-2-50 | 1442 | | 12.0 | -117 | 3.00 | 5 | | |
| 41-2-51 | 1443 | | | | 0.00 | -3 | | |
| 41-2-52 | 1444 | | 20.0 | 352 | 0.00 | -3 | | |
| 9-1-1 | 171 | | 14.0 | 0 | 1.00 | -0 | | |
| 9-1-2 | 172 | | | | 4.00 | 8 | | |
| 9-1-3 | 173 | | 11.0 | -176 | 0.00 | -4 | | |

Date: 02/22/93

SHOREHAM DECOMMISSIONING PROJECT
Termination Survey Data ReportFORM CODE
SU029

Beta Gamma, Gamma Survey Results

Survey Unit ID. :SU029
Name: TURBINE

Building :SU

Name:

Survey date 02/08/93

| Instrument Type | | Fl. Mon. | GM LAD | | Smear Ctr. | | MicroRem | |
|-----------------|-------|-----------|--------|------------|------------|------------|----------|-------|
| | | | total | beta-gamma | removable | beta-gamma | observed | net |
| Block ID | point | Surf scan | gcpm | dpm/100cm2 | gcpm | dpm/100cm2 | uRem/hr | uR/nr |
| 9-1-4 | 174 | | | | 0.00 | | -4 | |
| 9-1-5 | 175 | | 14.0 | 0 | 0.00 | | -4 | |
| 9-1-6 | 176 | | | | 0.00 | | -4 | |
| 9-1-7 | 177 | | 12.0 | -117 | 0.00 | | -4 | |
| 9-1-8 | 178 | | | | 1.00 | | -0 | |
| 9-1-9 | 179 | | 12.0 | -117 | 2.00 | | 2 | |
| 9-1-10 | 180 | | | | 0.00 | | -4 | |
| 9-1-11 | 181 | | 20.0 | 352 | 1.00 | | -0 | |
| 9-1-12 | 182 | | | | 1.00 | | -0 | |
| 9-1-13 | 183 | | 30.0 | 941 | 2.00 | | 2 | |
| 9-1-14 | 184 | | | | 1.00 | | -0 | |
| 9-1-15 | 185 | | 25.0 | 647 | 0.00 | | -4 | |
| 9-1-16 | 186 | | | | 3.00 | | 5 | |
| 9-1-17 | 187 | | 15.0 | 58 | 2.00 | | 2 | |
| 9-1-18 | 188 | | | | 0.00 | | -4 | |
| 9-1-19 | 189 | | 11.0 | -176 | 1.00 | | -0 | |
| 9-1-20 | 190 | | | | 3.00 | | 5 | |
| 45-2-1 | 1809 | | | | 0.00 | | -4 | |
| 45-2-2 | 1810 | | 16.0 | 117 | 4.00 | | 8 | |
| 45-2-3 | 1811 | | | | 2.00 | | 2 | |
| 45-2-4 | 1812 | | 15.0 | 58 | 4.00 | | 8 | |
| 45-2-5 | 1813 | | | | 1.00 | | -0 | |
| 45-2-6 | 1814 | | 17.0 | 176 | 3.00 | | 5 | |
| 45-2-7 | 1815 | | | | 2.00 | | 2 | |
| 45-2-8 | 1816 | | 19.0 | 294 | 1.00 | | -0 | |
| 45-2-9 | 1817 | | | | 4.00 | | 8 | |
| 45-2-10 | 1818 | | 17.0 | 176 | 1.00 | | -0 | |
| 45-2-11 | 1819 | | | | 2.00 | | 2 | |
| 45-2-12 | 1820 | | 22.0 | 470 | 1.00 | | -0 | |
| 45-2-13 | 1821 | | | | 1.00 | | -0 | |
| 45-2-14 | 1822 | | 29.0 | 882 | 2.00 | | 2 | |
| 45-2-15 | 1823 | | | | 1.00 | | -0 | |
| 45-2-16 | 1824 | | 16.0 | 117 | 1.00 | | -0 | |

SHOREHAM DECOMMISSIONING PROJECT
Termination Survey Data Report

FORM CODE
SU029

Beta Gamma, Gamma Survey Results

Survey Unit ID. :SU029
Name: TURBINE

Building :SU
Name:

Survey date 02/08/93

| Instrument Type | | Fl. Mon. | GM LAD | | Smear Ctr. | | MicroRem | |
|-----------------|-------|-----------|------------------|------------|----------------------|------------|------------------|-----------|
| | | | total beta-gamma | | removable beta-gamma | | | |
| Block ID | point | Surf scan | gcpm | dpm/100cm2 | gcpm | dpm/100cm2 | observed uRem/hr | net uR/hr |
| 45-2-17 | 1825 | | | | 2.00 | 2 | | |
| 45-2-18 | 1826 | | 21.0 | 411 | 4.00 | 8 | | |
| 45-2-19 | 1827 | | | | 1.00 | -0 | | |
| 45-2-20 | 1828 | | 27.0 | 764 | 1.00 | -0 | | |
| 45-2-21 | 1829 | | | | 2.00 | 2 | | |
| 45-2-22 | 1830 | | 11.0 | -176 | 2.00 | 2 | | |
| 45-2-23 | 1831 | | | | 0.00 | -3 | | |
| 45-2-24 | 1832 | | 13.0 | -58 | 2.00 | 2 | | |
| 45-2-25 | 1833 | | | | 0.00 | -3 | | |
| 45-2-26 | 1834 | | 27.0 | 764 | 0.00 | -3 | | |
| 45-2-27 | 1835 | | | | 2.00 | 2 | | |
| 45-2-28 | 1836 | | 23.0 | 529 | 0.00 | -3 | | |
| 45-2-29 | 1837 | | | | 3.00 | 5 | | |
| 45-2-30 | 1838 | | 23.0 | 529 | 5.00 | 12 | | |
| 45-2-31 | 1839 | | | | 2.00 | 2 | | |
| 45-2-32 | 1840 | | 16.0 | 117 | 1.00 | -0 | | |
| 45-2-33 | 1841 | | | | 1.00 | -0 | | |
| 5-2-34 | 1842 | | 22.0 | 470 | 5.00 | 12 | | |
| 5-2-35 | 1843 | | | | 3.00 | 5 | | |
| 5-2-36 | 1844 | | 17.0 | 176 | 1.00 | -0 | | |
| 45-2-37 | 1845 | | | | 0.00 | -3 | | |
| 45-2-38 | 1846 | | 23.0 | 529 | 4.00 | 8 | | |
| 45-2-39 | 1847 | | | | 2.00 | 2 | | |
| 45-2-40 | 1848 | | 13.0 | -58 | 3.00 | 5 | | |
| 45-2-41 | 1849 | | | | 3.00 | 5 | | |
| 45-2-42 | 1850 | | 22.0 | 470 | 2.00 | 2 | | |
| 45-2-43 | 1851 | | | | 1.00 | -0 | | |
| 45-2-44 | 1852 | | 17.0 | 176 | 0.00 | -3 | | |
| 45-2-45 | 1853 | | | | 2.00 | 2 | | |
| 45-2-46 | 1854 | | 22.0 | 470 | 1.00 | -0 | | |
| 45-2-47 | 1855 | | | | 2.00 | 2 | | |
| 45-2-48 | 1856 | | 17.0 | 176 | 2.00 | 2 | | |
| 45-2-49 | 1857 | | | | 2.00 | 2 | | |

SHOREHAM DECOMMISSIONING PROJECT
Termination Survey Data Report

FORM CODE
SU029

Beta Gamma, Gamma Survey Results

Survey Unit ID. :SU029
Name: TURBINE

Building :SU

Survey date 02/08/93

Name:

| Instrument Type | | Fl. Mon. | GM LAD | | Smear Ctr. | | MicroRem | |
|-----------------|-------|-----------|------------------|------------|----------------------|------------|------------------|-----------|
| | | | total beta-gamma | | removable beta-gamma | | | |
| Block ID | point | Surf scan | gcpm | dpm/100cm2 | gcpm | dpm/100cm2 | observed uRem/hr | net uR/hr |
| 45-2-50 | 1858 | | 16.0 | 117 | 1.00 | -0 | | |
| 45-2-51 | 1859 | | | | 2.00 | 2 | | |
| 45-2-52 | 1860 | | 24.0 | 588 | 5.00 | 12 | | |
| 40-2-1 | 1289 | | 13.0 | -58 | 3.00 | 5 | | |
| 40-2-2 | 1290 | | | | 0.00 | -4 | | |
| 40-2-3 | 1291 | | 28.0 | 823 | 2.00 | 2 | | |
| 40-2-4 | 1292 | | | | 1.00 | -0 | | |
| 40-2-5 | 1293 | | 12.0 | -117 | 1.00 | -0 | | |
| 40-2-6 | 1294 | | | | 2.00 | 2 | | |
| 40-2-7 | 1295 | | 8.00 | -352 | 2.00 | 2 | | |
| 40-2-8 | 1296 | | | | 2.00 | 2 | | |
| 40-2-9 | 1297 | | 18.0 | 235 | 2.00 | 2 | | |
| 40-2-10 | 1298 | | | | 2.00 | 2 | | |
| 40-2-11 | 1299 | | 15.0 | 58 | 2.00 | 2 | | |
| 40-2-12 | 1300 | | | | 3.00 | 5 | | |
| 40-2-13 | 1301 | | 22.0 | 470 | 2.00 | 2 | | |
| 40-2-14 | 1302 | | | | 0.00 | -4 | | |
| 40-2-15 | 1303 | | 18.0 | 235 | 3.00 | 5 | | |
| 40-2-16 | 1304 | | | | 2.00 | 2 | | |
| 40-2-17 | 1305 | | 16.0 | 117 | 0.00 | -4 | | |
| 40-2-18 | 1306 | | | | 0.00 | -4 | | |
| 40-2-19 | 1307 | | 23.0 | 529 | 2.00 | 2 | | |
| 40-2-20 | 1308 | | | | 1.00 | -0 | | |
| 40-2-21 | 1309 | | 11.0 | -176 | 3.00 | 5 | | |
| 40-2-22 | 1310 | | | | 1.00 | -0 | | |
| 40-2-23 | 1311 | | 14.0 | 0 | 1.00 | -0 | | |
| 40-2-24 | 1312 | | | | 1.00 | -0 | | |
| 40-2-25 | 1313 | | 24.0 | 588 | 2.00 | 2 | | |
| 40-2-26 | 1314 | | | | 2.00 | 2 | | |
| 40-2-27 | 1315 | | 9.00 | -294 | 3.00 | 5 | | |
| 40-2-28 | 1316 | | | | 1.00 | -0 | | |
| 40-2-29 | 1317 | | 17.0 | 176 | 2.00 | 2 | | |
| 40-2-30 | 1318 | | | | 4.00 | 8 | | |

SHOREHAM DECOMMISSIONING PROJECT
Termination Survey Data Report

FORM CODE
SU029

Beta Gamma, Gamma Survey Results

Survey Unit ID. :SU029
Name: TURBINE

Building :SU

Name:

Survey date 02/08/93

| Instrument Type | | Fl. Mon. | GM LAD | | Smear Ctr. | | MicroRem | |
|-----------------|-------|-----------|--------|------------|------------|------------|----------|-------|
| | | | total | beta-gamma | removable | beta-gamma | observed | net |
| Block ID | point | Surf scan | gcpm | dpm/100cm2 | gcpm | dpm/100cm2 | uRem/hr | uR/hr |
| 40-2-31 | 1319 | | 17.0 | 176 | 1.00 | -0 | | |
| 40-2-32 | 1320 | | | | 2.00 | 2 | | |
| 40-2-33 | 1321 | | 18.0 | 235 | 1.00 | -0 | | |
| 40-2-34 | 1322 | | | | 2.00 | 2 | | |
| 40-2-35 | 1323 | | 19.0 | 294 | 1.00 | -0 | | |
| 40-2-36 | 1324 | | | | 1.00 | -0 | | |
| 40-2-37 | 1325 | | 23.0 | 529 | 2.00 | 2 | | |
| 40-2-38 | 1326 | | | | 2.00 | 2 | | |
| 40-2-39 | 1327 | | 20.0 | 352 | 1.00 | -0 | | |
| 40-2-40 | 1328 | | | | 2.00 | 2 | | |
| 40-2-41 | 1329 | | 23.0 | 529 | 1.00 | -0 | | |
| 40-2-42 | 1330 | | | | 2.00 | 2 | | |
| 40-2-43 | 1331 | | 23.0 | 529 | 0.00 | -3 | | |
| 40-2-44 | 1332 | | | | 3.00 | 5 | | |
| 40-2-45 | 1333 | | 23.0 | 529 | 0.00 | -3 | | |
| 40-2-46 | 1334 | | | | 3.00 | 5 | | |
| 40-2-47 | 1335 | | 19.0 | 294 | 2.00 | 2 | | |
| 40-2-48 | 1336 | | | | 1.00 | -0 | | |
| 40-2-49 | 1337 | | 15.0 | 58 | 1.00 | -0 | | |
| 40-2-50 | 1338 | | | | 2.00 | 2 | | |
| 40-2-51 | 1339 | | 17.0 | 176 | 1.00 | -0 | | |
| 40-2-52 | 1340 | | | | 4.00 | 8 | | |
| 42-2-1 | 1497 | | | | 0.00 | -3 | | |
| 42-2-2 | 1498 | | 11.0 | -176 | 0.00 | -4 | | |
| 42-2-3 | 1499 | | | | 1.00 | -0 | | |
| 42-2-4 | 1500 | | 12.0 | -117 | 0.00 | -4 | | |
| 42-2-5 | 1501 | | | | 2.00 | 2 | | |
| 42-2-6 | 1502 | | 18.0 | 235 | 0.00 | -4 | | |
| 42-2-7 | 1503 | | | | 0.00 | -4 | | |
| 42-2-8 | 1504 | | 22.0 | 470 | 0.00 | -4 | | |
| 42-2-9 | 1505 | | | | 1.00 | -0 | | |
| 42-2-10 | 1506 | | 23.0 | 529 | 1.00 | -0 | | |
| 42-2-11 | 1507 | | | | 4.00 | 8 | | |

SHOREHAM DECOMMISSIONING PROJECT
Termination Survey Data Report

FORM CODE
SU029

Beta Gamma, Gamma Survey Results

Survey Unit ID. :SU029
Name: TURBINE

Building :SU
Name:

Survey date 02/08/93

| Instrument Type | | Fl. Mon. | GM LAD | | Smear Ctr. | | MicroRem | |
|-----------------|-------|-----------|--------|------------|------------|------------|---------------------|--------------|
| | | | total | beta-gamma | removable | beta-gamma | | |
| Block ID | point | Surf scan | gcpm | dpm/100cm2 | gcpm | dpm/100cm2 | observed uRem/hr | net uR/hr |
| 42-2-12 | 1508 | | 19.0 | 294 | 2.00 | 2 | | |
| 42-2-13 | 1509 | | | | 1.00 | -0 | | |
| 42-2-14 | 1510 | | 23.0 | 529 | 1.00 | -0 | | |
| 42-2-15 | 1511 | | | | 3.00 | 5 | | |
| 42-2-16 | 1512 | | 12.0 | -117 | 0.00 | -4 | | |
| 42-2-17 | 1513 | | | | 3.00 | 5 | | |
| 42-2-18 | 1514 | | 19.0 | 294 | 1.00 | -0 | | |
| 42-2-19 | 1515 | | | | 3.00 | 5 | | |
| 42-2-20 | 1516 | | 19.0 | 294 | 1.00 | -0 | | |
| 42-2-21 | 1517 | | | | 2.00 | 2 | | |
| 42-2-22 | 1518 | | 25.0 | 647 | 4.00 | 8 | | |
| 42-2-23 | 1519 | | | | 3.00 | 5 | | |
| 42-2-24 | 1520 | | 13.0 | -58 | 0.00 | -4 | | |
| 42-2-25 | 1521 | | | | 2.00 | 2 | | |
| 42-2-26 | 1522 | | 28.0 | 823 | 4.00 | 8 | | |
| 42-2-27 | 1523 | | | | 1.00 | -0 | | |
| 42-2-28 | 1524 | | 12.0 | -117 | 1.00 | -0 | | |
| 42-2-29 | 1525 | | | | 2.00 | 2 | | |
| 42-2-30 | 1526 | | 25.0 | 647 | 1.00 | -0 | | |
| 42-2-31 | 1527 | | | | 2.00 | 2 | | |
| 42-2-32 | 1528 | | 14.0 | 0 | 2.00 | 2 | | |
| 42-2-33 | 1529 | | | | 5.00 | 11 | | |
| 42-2-34 | 1530 | | 21.0 | 411 | 1.00 | -0 | | |
| 42-2-35 | 1531 | | | | 2.00 | 2 | | |
| 42-2-36 | 1532 | | 18.0 | 235 | 1.00 | -0 | | |
| 42-2-37 | 1533 | | | | 2.00 | 2 | | |
| 42-2-38 | 1534 | | 30.0 | 941 | 1.00 | -0 | | |
| 42-2-39 | 1535 | | | | 2.00 | 2 | | |
| 42-2-40 | 1536 | | 17.0 | 176 | 1.00 | -0 | | |
| 42-2-41 | 1537 | | | | 5.00 | 11 | | |
| 42-2-42 | 1538 | | 20.0 | 352 | 1.00 | -0 | | |
| 42-2-43 | 1539 | | | | 2.00 | 2 | | |
| 42-2-44 | 1540 | | 14.0 | 0 | 0.00 | -4 | | |

SHOREHAM DECOMMISSIONING PROJECT
Termination Survey Data Report

FORM CODE
SU029

Beta Gamma, Gamma Survey Results

Survey Unit ID. :SU029
Name: TURBINE

Building :SU

Name:

Survey date 02/08/93

| Instrument Type | | Fl. Mon. | GM LAD | | Smear Ctr. | | MicroRem | |
|-----------------|-------|-----------|--------|------------|------------|------------|----------|-------|
| | | | total | beta-gamma | removable | beta-gamma | observed | net |
| Block ID | point | Surf scan | gcpm | dpm/100cm2 | gcpm | dpm/100cm2 | uRem/hr | uR/hr |
| 42-2-45 | 1541 | | | | 5.00 | | 11 | |
| 42-2-46 | 1542 | | 19.0 | 294 | 1.00 | | -0 | |
| 42-2-47 | 1543 | | | | 1.00 | | -0 | |
| 42-2-48 | 1544 | | 12.0 | -117 | 2.00 | | 2 | |
| 42-2-49 | 1545 | | | | 1.00 | | -0 | |
| 42-2-50 | 1546 | | 16.0 | 117 | 2.00 | | 2 | |
| 42-2-51 | 1547 | | | | 2.00 | | 2 | |
| 42-2-52 | 1548 | | 23.0 | 529 | 2.00 | | 2 | |
| 44-2-1 | 1705 | | 19.0 | 294 | 0.00 | | -4 | |
| 44-2-2 | 1706 | | | | 1.00 | | -0 | |
| 44-2-3 | 1707 | | 21.0 | 411 | 3.00 | | 5 | |
| 44-2-4 | 1708 | | | | 2.00 | | 2 | |
| 44-2-5 | 1709 | | 21.0 | 411 | 4.00 | | 8 | |
| 44-2-6 | 1710 | | | | 1.00 | | -0 | |
| 44-2-7 | 1711 | | 22.0 | 470 | 2.00 | | 2 | |
| 44-2-8 | 1712 | | | | 1.00 | | -0 | |
| 44-2-9 | 1713 | | 26.0 | 705 | 5.00 | | 11 | |
| 4-2-10 | 1714 | | | | 2.00 | | 2 | |
| -2-11 | 1715 | | 23.0 | 529 | 0.00 | | -4 | |
| -2-12 | 1716 | | | | 3.00 | | 5 | |
| 44-2-13 | 1717 | | 21.0 | 411 | 1.00 | | -0 | |
| 44-2-14 | 1718 | | | | 1.00 | | -0 | |
| 44-2-15 | 1719 | | 19.0 | 294 | 0.00 | | -4 | |
| 44-2-16 | 1720 | | | | 3.00 | | 5 | |
| 44-2-17 | 1721 | | 26.0 | 705 | 0.00 | | -4 | |
| 44-2-18 | 1722 | | | | 2.00 | | 2 | |
| 44-2-19 | 1723 | | 27.0 | 764 | 2.00 | | 2 | |
| 44-2-20 | 1724 | | | | 1.00 | | -0 | |
| 44-2-21 | 1725 | | 18.0 | 235 | 3.00 | | 5 | |
| 44-2-22 | 1726 | | | | 2.00 | | 2 | |
| 44-2-23 | 1727 | | 16.0 | 117 | 0.00 | | -4 | |
| 44-2-24 | 1728 | | | | 1.00 | | -0 | |
| 44-2-25 | 1729 | | 17.0 | 176 | 0.00 | | -4 | |

SHOREHAM DECOMMISSIONING PROJECT
Termination Survey Data Report

FORM CODE
SU029

Beta Gamma, Gamma Survey Results

Survey Unit ID: SU029
Name: TURBINE

Building: SU

Name:

Survey date 02/08/93

| Instrument Type | | Fl. Mon. | GM LAD | | Smear Ctr. | | MicroRem | |
|-----------------|-------|-----------|--------|------------|------------|------------|----------|-------|
| | | | total | beta-gamma | removable | beta-gamma | observed | net |
| Block ID | point | Surf scan | gcpm | dpm/100cm2 | gcpm | dpm/100cm2 | uRem/hr | uR/hr |
| 44-2-26 | 1730 | | | | 4.00 | | 8 | |
| 44-2-27 | 1731 | | 34.0 | 1176 | 2.00 | | 2 | |
| 44-2-28 | 1732 | | | | 2.00 | | 2 | |
| 44-2-29 | 1733 | | 22.0 | 470 | 2.00 | | 2 | |
| 44-2-30 | 1734 | | | | 1.00 | | -0 | |
| 44-2-31 | 1735 | | 32.0 | 1058 | 0.00 | | -4 | |
| 44-2-32 | 1736 | | | | 1.00 | | -0 | |
| 44-2-33 | 1737 | | 23.0 | 529 | 1.00 | | -0 | |
| 44-2-34 | 1738 | | | | 1.00 | | -0 | |
| 44-2-35 | 1739 | | 22.0 | 470 | 2.00 | | 2 | |
| 44-2-36 | 1740 | | | | 2.00 | | 2 | |
| 44-2-37 | 1741 | | 12.0 | -117 | 6.00 | | 15 | |
| 44-2-38 | 1742 | | | | 0.00 | | -4 | |
| 44-2-39 | 1743 | | 20.0 | 352 | 2.00 | | 2 | |
| 44-2-40 | 1744 | | | | 0.00 | | -4 | |
| 44-2-41 | 1745 | | 23.0 | 529 | 2.00 | | 2 | |
| 44-2-42 | 1746 | | | | 3.00 | | 5 | |
| 44-2-43 | 1747 | | 24.0 | 588 | 3.00 | | 5 | |
| 44-2-44 | 1748 | | | | 2.00 | | 2 | |
| 44-2-45 | 1749 | | 21.0 | 411 | 2.00 | | 2 | |
| 44-2-46 | 1750 | | | | 6.00 | | 15 | |
| 44-2-47 | 1751 | | 21.0 | 411 | 0.00 | | -4 | |
| 44-2-48 | 1752 | | | | 0.00 | | -4 | |
| 44-2-49 | 1753 | | 33.0 | 1117 | 1.00 | | -0 | |
| 44-2-50 | 1754 | | | | 1.00 | | -0 | |
| 44-2-51 | 1755 | | 20.0 | 352 | 4.00 | | 8 | |
| 44-2-52 | 1756 | | | | 0.00 | | -4 | |
| 43-2-1 | 1601 | | 23.0 | 529 | 2.00 | | 2 | |
| 43-2-2 | 1602 | | | | 1.00 | | -0 | |
| 43-2-3 | 1603 | | 18.0 | 235 | 0.00 | | -4 | |
| 43-2-4 | 1604 | | | | 3.00 | | 5 | |
| 43-2-5 | 1605 | | 4.00 | -588 | 3.00 | | 5 | |
| 43-2-6 | 1606 | | | | 0.00 | | -4 | |

THOREHAM DECOMMISSIONING PROJECT
Termination Survey Data Report

FORM CODE
SU029

Beta Gamma, Gamma Survey Results

Survey Unit ID. :SU029
Name: TURBINE

Building :SU

Name:

Survey date 02/08/93

| Instrument Type | | Fl. Mon. | GM LAD | | Smear Ctr. | | MicroRem | |
|-----------------|-------|-----------|--------|------------|------------|------------|----------|-------|
| | | | total | beta-gamma | removable | beta-gamma | observed | net |
| Block ID | point | Surf scan | gcpm | dpm/100cm2 | gcpm | dpm/100cm2 | uRem/hr | uR/hr |
| 43-2-7 | 1607 | | 16.0 | 117 | 1.00 | -0 | | |
| 43-2-8 | 1608 | | | | 0.00 | -4 | | |
| 43-2-9 | 1609 | | 12.0 | -117 | 0.00 | -4 | | |
| 43-2-10 | 1610 | | | | 3.00 | 5 | | |
| 43-2-11 | 1611 | | 20.0 | 352 | 3.00 | 5 | | |
| 43-2-12 | 1612 | | | | 1.00 | -0 | | |
| 43-2-13 | 1613 | | 20.0 | 352 | 3.00 | 5 | | |
| 43-2-14 | 1614 | | | | 2.00 | 2 | | |
| 43-2-15 | 1615 | | 25.0 | 647 | 3.00 | 5 | | |
| 43-2-16 | 1616 | | | | 5.00 | 11 | | |
| 43-2-17 | 1617 | | 14.0 | 0 | 4.00 | 8 | | |
| 43-2-18 | 1618 | | | | 3.00 | 5 | | |
| 43-2-19 | 1619 | | 21.0 | 411 | 2.00 | 2 | | |
| 43-2-20 | 1620 | | | | 1.00 | -0 | | |
| 43-2-21 | 1621 | | 23.0 | 529 | 0.00 | -4 | | |
| 43-2-22 | 1622 | | | | 3.00 | 5 | | |
| 43-2-23 | 1623 | | 23.0 | 529 | 0.00 | -4 | | |
| 43-2-24 | 1624 | | | | 2.00 | 2 | | |
| 43-2-25 | 1625 | | 12.0 | -117 | 1.00 | -0 | | |
| 43-2-26 | 1626 | | | | 2.00 | 2 | | |
| 43-2-27 | 1627 | | 21.0 | 411 | 2.00 | 2 | | |
| 43-2-28 | 1628 | | | | 0.00 | -4 | | |
| 43-2-29 | 1629 | | 19.0 | 294 | 1.00 | -0 | | |
| 43-2-30 | 1630 | | | | 5.00 | 11 | | |
| 43-2-31 | 1631 | | 16.0 | 117 | 0.00 | -4 | | |
| 43-2-32 | 1632 | | | | 2.00 | 2 | | |
| 43-2-33 | 1633 | | 20.0 | 352 | 4.00 | 8 | | |
| 43-2-34 | 1634 | | | | 2.00 | 2 | | |
| 43-2-35 | 1635 | | 21.0 | 411 | 3.00 | 5 | | |
| 43-2-36 | 1636 | | | | 3.00 | 5 | | |
| 43-2-37 | 1637 | | 21.0 | 411 | 2.00 | 2 | | |
| 43-2-38 | 1638 | | | | 1.00 | -0 | | |
| 43-2-39 | 1639 | | 22.0 | 470 | 1.00 | -0 | | |

page No. 69
Date: 02/22/93

SHOREHAM DECOMMISSIONING PROJECT
Termination Survey Data Report

FORM CODE
SU029

Beta Gamma, Gamma Survey Results

Survey Unit ID. :SU029
Name: TURBINE

Building :SU

Name:

Survey date 02/08/93

| Instrument Type | | Fl. Mon. | GM LAD | | Smear Ctr. | | MicroRem | |
|-----------------|-------|-----------|------------------|------------|----------------------|------------|---------------------|----------------|
| | | | total beta-gamma | | removable beta-gamma | | | |
| Block ID | point | Surf scan | gcpm | dpm/100cm2 | gcpm | dpm/100cm2 | observed uRem/hr | net uRem/hr |
| 43-2-40 | 1640 | | | | 1.00 | -0 | | |
| 43-2-41 | 1641 | | 20.0 | 352 | 2.00 | 2 | | |
| 43-2-42 | 1642 | | | | 2.00 | 2 | | |
| 43-2-43 | 1643 | | 16.0 | 117 | 2.00 | 2 | | |
| 43-2-44 | 1644 | | | | 1.00 | -0 | | |
| 43-2-45 | 1645 | | 18.0 | 235 | 2.00 | 2 | | |
| 43-2-46 | 1646 | | | | 2.00 | 2 | | |
| 43-2-47 | 1647 | | 16.0 | 117 | 1.00 | -0 | | |
| 43-2-48 | 1648 | | | | 2.00 | 2 | | |
| 43-2-49 | 1649 | | 15.0 | 58 | 1.00 | -0 | | |
| 43-2-50 | 1650 | | | | 3.00 | 5 | | |
| 43-2-51 | 1651 | | 16.0 | 117 | 0.00 | -4 | | |
| 43-2-52 | 1652 | | | | 1.00 | -0 | | |

SHOREHAM DECOMMISSIONING PROJECT
Termination Survey Data Report

FORM CODE
SU029

Alpha Survey Results

Survey Unit ID. :SU029
Name: TURBINE

Building :SU

Name:

Survey date 02/08/93

| Instrument Type | | Alpha | | Smear Ctr. | |
|-----------------|-------|-------------|------------|-----------------|------------|
| | | total alpha | | removable alpha | |
| Block ID | point | gcpm | dpm/100cm2 | gcpm | dpm/100cm2 |
| 2-1-1 | 1 | | | | |
| 2-1-2 | 2 | | | | |
| 2-1-3 | 3 | | | | |
| 2-1-4 | 4 | | | | |
| 2-1-5 | 5 | | | | |
| 2-1-6 | 6 | | | | |
| 2-1-7 | 7 | | | | |
| 2-1-8 | 8 | | | | |
| 2-1-9 | 9 | | | | |
| 2-1-10 | 10 | | | | |
| 2-1-11 | 11 | | | | |
| 2-1-12 | 12 | | | 0.00 | -1 |
| 2-1-13 | 13 | | | | |
| 2-1-14 | 14 | | | | |
| 2-1-15 | 15 | | | | |
| 2-1-16 | 16 | | | | |
| 2-1-17 | 17 | | | | |
| 2-1-18 | 18 | | | | |
| 2-1-19 | 19 | | | | |
| 2-1-20 | 20 | | | | |
| 2-1-21 | 21 | | | | |
| 2-1-22 | 22 | | | | |
| 2-1-23 | 23 | | | | |
| 2-1-24 | 24 | | | | |
| 2-1-25 | 25 | | | | |
| 2-1-26 | 26 | | | | |
| 2-1-27 | 27 | | | | |
| 2-1-28 | 28 | | | | |
| 2-1-29 | 29 | | | | |
| 2-1-30 | 30 | | | | |
| 10-1-1 | 191 | | | | |
| 10-1-2 | 192 | | | | |
| 10-1-3 | 193 | | | | |

page No. 2
Date: 02/22/93

SHOREHAM DECOMMISSIONING PROJECT
Termination Survey Data Report

FORM CODE
SU029

Alpha Survey Results

Survey Unit ID. :SU029
Name:TURBINE

Building :SU

Name:

Survey date 02/08/93

| Instrument Type | | Alpha | | Smear Ctr. | |
|-----------------|-------|-------------|------------|-----------------|------------|
| | | total alpha | | removable alpha | |
| Block ID | point | gcps | dpm/100cm2 | gcps | dpm/100cm2 |
| 10-1-4 | 194 | | | | |
| 10-1-5 | 195 | | | 0.00 | -2 |
| 10-1-6 | 196 | | | | |
| 10-1-7 | 197 | | | | |
| 10-1-8 | 198 | | | | |
| 10-1-9 | 199 | | | | |
| 10-1-10 | 200 | | | | |
| 10-1-11 | 201 | | | | |
| 10-1-12 | 202 | | | | |
| 10-1-13 | 203 | | | | |
| 10-1-14 | 204 | | | | |
| 10-1-15 | 205 | | | | |
| 10-1-16 | 206 | | | | |
| 10-1-17 | 207 | | | | |
| 10-1-18 | 208 | | | | |
| 10-1-19 | 209 | | | | |
| 10-1-20 | 210 | | | | |
| 1-2-1 | 977 | | | | |
| 37-2-2 | 978 | | | | |
| 37-2-3 | 979 | | | | |
| 37-2-4 | 980 | | | | |
| 37-2-5 | 981 | | | | |
| 37-2-6 | 982 | | | | |
| 37-2-7 | 983 | | | | |
| 37-2-8 | 984 | | | | |
| 37-2-9 | 985 | | | | |
| 37-2-10 | 986 | | | | |
| 37-2-11 | 987 | | | | |
| 37-2-12 | 988 | | | 0.00 | -0 |
| 37-2-13 | 989 | | | | |
| 37-2-14 | 990 | | | | |
| 37-2-15 | 991 | | | | |
| 37-2-16 | 992 | | | | |

SHOREHAM DECOMMISSIONING PROJECT
Termination Survey Data Report

FORM CODE
SU029

Alpha Survey Results

Survey Unit ID. :SU029
Name: TURBINE

Building :SU

Name:

Survey date 02/08/93

| Instrument Type | | Alpha | | Smear Ctr. | |
|-----------------|-------|-------------|------------|-----------------|------------|
| | | total alpha | | removable alpha | |
| Block ID | point | gcpm | dpm/100cm2 | gcpm | dpm/100cm2 |
| 37-2-17 | 993 | | | | |
| 37-2-18 | 994 | | | | |
| 37-2-19 | 995 | | | | |
| 37-2-20 | 996 | | | | |
| 37-2-21 | 997 | | | | |
| 37-2-22 | 998 | | | | |
| 37-2-23 | 999 | | | | |
| 37-2-24 | 1000 | | | | |
| 37-2-25 | 1001 | | | 0.00 | -0 |
| 37-2-26 | 1002 | | | | |
| 37-2-27 | 1003 | | | | |
| 37-2-28 | 1004 | | | | |
| 37-2-29 | 1005 | | | | |
| 37-2-30 | 1006 | | | | |
| 37-2-31 | 1007 | | | | |
| 37-2-32 | 1008 | | | | |
| 37-2-33 | 1009 | | | | |
| 37-2-34 | 1010 | | | | |
| 37-2-35 | 1011 | | | | |
| 37-2-36 | 1012 | | | | |
| 37-2-37 | 1013 | | | | |
| 37-2-38 | 1014 | | | | |
| 37-2-39 | 1015 | | | | |
| 37-2-40 | 1016 | | | | |
| 37-2-41 | 1017 | | | | |
| 37-2-42 | 1018 | | | | |
| 37-2-43 | 1019 | | | | |
| 37-2-44 | 1020 | | | 0.00 | -0 |
| 37-2-45 | 1021 | | | | |
| 37-2-46 | 1022 | | | | |
| 37-2-47 | 1023 | | | | |
| 37-2-48 | 1024 | | | | |
| 37-2-49 | 1025 | | | | |

SHOREHAM DECOMMISSIONING PROJECT
Termination Survey Data Report

FORM CODE
SU029

Alpha Survey Results

Survey Unit ID. :SU029
Name:TURBINE

Building :SU

Name:

Survey date 02/08/93

| Instrument Type | | Alpha | | Smear Ctr. | |
|-----------------|-------|-------------|------------|-----------------|------------|
| | | total alpha | | removable alpha | |
| Block ID | point | gcpm | dpm/100cm2 | gcpm | dpm/100cm2 |
| 37-2-50 | 1026 | | | | |
| 37-2-51 | 1027 | | | | |
| 37-2-52 | 1028 | | | | |
| 11-1-1 | 211 | | | 0.00 | -0 |
| 11-1-2 | 212 | | | | |
| 11-1-3 | 213 | | | | |
| 11-1-4 | 214 | | | | |
| 11-1-5 | 215 | | | | |
| 11-1-6 | 216 | | | | |
| 11-1-7 | 217 | | | | |
| 11-1-8 | 218 | | | | |
| 11-1-9 | 219 | | | | |
| 11-1-10 | 220 | | | | |
| 11-1-11 | 221 | | | | |
| 11-1-12 | 222 | | | | |
| 11-1-13 | 223 | | | | |
| 11-1-14 | 224 | | | | |
| 11-1-15 | 225 | | | | |
| 11-1-16 | 226 | | | | |
| 11-1-17 | 227 | | | | |
| 11-1-18 | 228 | | | | |
| 11-1-19 | 229 | | | | |
| 11-1-20 | 230 | | | | |
| 12-1-1 | 231 | | | 0.50 | 3 |
| 12-1-2 | 232 | | | | |
| 12-1-3 | 233 | | | | |
| 12-1-4 | 234 | | | | |
| 12-1-5 | 235 | | | | |
| 12-1-6 | 236 | | | | |
| 12-1-7 | 237 | | | | |
| 12-1-8 | 238 | | | | |
| 12-1-9 | 239 | | | | |
| 12-1-10 | 240 | | | | |

page No. 5
Date: 02/22/93

SHOREHAM DECOMMISSIONING PROJECT
Termination Survey Data Report

FORM CODE
SU029

Alpha Survey Results

Survey Unit ID. :SU029
Name: TURBINE

Building :SU

Name:

Survey date 02/08/93

| Instrument Type | | Alpha | | Smear Ctr. | |
|-----------------|-------|-------------|------------|-----------------|------------|
| | | total alpha | | removable alpha | |
| Block ID | point | open | dpm/100cm2 | open | dpm/100cm2 |
| 12-1-11 | 241 | | | | |
| 12-1-12 | 242 | | | | |
| 12-1-13 | 243 | | | | |
| 12-1-14 | 244 | | | | |
| 12-1-15 | 245 | | | | |
| 12-1-16 | 246 | | | | |
| 12-1-17 | 247 | | | | |
| 12-1-18 | 248 | | | | |
| 12-1-19 | 249 | | | | |
| 12-1-20 | 250 | | | | |
| 13-1-1 | 251 | | | | |
| 13-1-2 | 252 | | | | |
| 13-1-3 | 253 | | | | |
| 13-1-4 | 254 | | | | |
| 13-1-5 | 255 | | | | |
| 13-1-6 | 256 | | | | |
| 13-1-7 | 257 | | | | |
| 13-1-8 | 258 | | | | |
| 13-1-9 | 259 | | | | |
| 13-1-10 | 260 | | | | |
| 13-1-11 | 261 | | | | |
| 13-1-12 | 262 | | | | |
| 13-1-13 | 263 | | | | |
| 13-1-14 | 264 | | | 0.00 | -0 |
| 13-1-15 | 265 | | | | |
| 13-1-16 | 266 | | | | |
| 13-1-17 | 267 | | | | |
| 13-1-18 | 268 | | | | |
| 13-1-19 | 269 | | | | |
| 13-1-20 | 270 | | | | |
| 14-1-1 | 271 | | | 0.00 | -0 |
| 14-1-2 | 272 | | | | |
| 14-1-3 | 273 | | | | |

SHOREHAM DECOMMISSIONING PROJECT
Termination Survey Data Report

FORM CODE
SU029

Alpha Survey Results

Survey Unit ID: :SU029
Name: TURBINE

Building :SU

Name:

Survey date 02/08/93

| Instrument Type | | Alpha | | Smear Ctr. | |
|-----------------|-------|-------------|------------|-----------------|------------|
| | | total alpha | | removable alpha | |
| Block ID | point | gcpm | dpm/100cm2 | gcpm | dpm/100cm2 |
| 14-1-4 | 274 | | | | |
| 14-1-5 | 275 | | | | |
| 14-1-6 | 276 | | | | |
| 14-1-7 | 277 | | | | |
| 14-1-8 | 278 | | | | |
| 14-1-9 | 279 | | | | |
| 14-1-10 | 280 | | | | |
| 14-1-11 | 281 | | | | |
| 14-1-12 | 282 | | | | |
| 14-1-13 | 283 | | | | |
| 14-1-14 | 284 | | | | |
| 14-1-15 | 285 | | | | |
| 14-1-16 | 286 | | | | |
| 14-1-17 | 287 | | | | |
| 14-1-18 | 288 | | | | |
| 14-1-19 | 289 | | | | |
| 14-1-20 | 290 | | | | |
| 15-1-1 | 291 | | | | |
| 15-1-2 | 292 | | | | |
| 15-1-3 | 293 | | | | |
| 15-1-4 | 294 | | | | |
| 15-1-5 | 295 | | | | |
| 15-1-6 | 296 | | | | |
| 15-1-7 | 297 | | | | |
| 15-1-8 | 298 | | | | |
| 15-1-9 | 299 | | | | |
| 15-1-10 | 300 | | | | |
| 15-1-11 | 301 | | | | |
| 15-1-12 | 302 | | | 0.00 | -0 |
| 15-1-13 | 303 | | | | |
| 15-1-14 | 304 | | | | |
| 15-1-15 | 305 | | | | |
| 15-1-16 | 306 | | | | |

SHOREHAM DECOMMISSIONING PROJECT
Termination Survey Data Report

FORM CODE
SU029

Alpha Survey Results

Survey Unit ID. :SU029
Name: TURBINE

Building :SU

Name:

Survey date 02/08/93

| Instrument Type | | Alpha | | Smear Ctr. | |
|-----------------|-------|-------------|------------|-----------------|------------|
| | | total alpha | | removable alpha | |
| Block ID | point | gcpm | dpm/100cm2 | gcpm | dpm/100cm2 |
| 15-1-17 | 307 | | | | |
| 15-1-18 | 308 | | | | |
| 15-1-19 | 309 | | | | |
| 15-1-20 | 310 | | | | |
| 16-1-1 | 311 | | | | |
| 16-1-2 | 312 | | | | |
| 16-1-3 | 313 | | | | |
| 16-1-4 | 314 | | | | |
| 16-1-5 | 315 | | | | |
| 16-1-6 | 316 | | | | |
| 16-1-7 | 317 | | | | |
| 16-1-8 | 318 | | | | |
| 16-1-9 | 319 | | | | |
| 16-1-10 | 320 | | | | |
| 16-1-11 | 321 | | | | |
| 16-1-12 | 322 | | | | |
| 16-1-13 | 323 | | | | |
| 16-1-14 | 324 | | | | |
| 16-1-15 | 325 | | | | |
| 16-1-16 | 326 | | | | |
| 16-1-17 | 327 | | | 0.00 | -0 |
| 16-1-18 | 328 | | | | |
| 16-1-19 | 329 | | | | |
| 16-1-20 | 330 | | | | |
| 18-1-1 | 361 | | | | |
| 18-1-2 | 362 | | | | |
| 18-1-3 | 363 | | | | |
| 18-1-4 | 364 | | | | |
| 18-1-5 | 365 | | | | |
| 18-1-6 | 366 | | | | |
| 18-1-7 | 367 | | | | |
| 18-1-8 | 368 | | | | |
| 18-1-9 | 369 | | | 0.00 | -0 |

page No. 8
Date: 02/22/93

SHOREHAM DECOMMISSIONING PROJECT
Termination Survey Data Report

FORM CODE
SU029

Alpha Survey Results

Survey Unit ID. :SU029
Name: TURBINE

Building :SU

Name:

Survey date 02/08/93

| Instrument Type | | Alpha | | Smear Ctr. | |
|-----------------|-------|-------------|------------|-----------------|------------|
| | | total alpha | | removable alpha | |
| Block ID | point | gcpm | dpm/100cm2 | gcpm | dpm/100cm2 |
| 18-1-10 | 370 | | | | |
| 18-1-11 | 371 | | | | |
| 18-1-12 | 372 | | | | |
| 18-1-13 | 373 | | | | |
| 18-1-14 | 374 | | | | |
| 18-1-15 | 375 | | | | |
| 18-1-16 | 376 | | | | |
| 18-1-17 | 377 | | | | |
| 18-1-18 | 378 | | | | |
| 18-1-19 | 379 | | | | |
| 18-1-20 | 380 | | | | |
| 18-1-21 | 381 | | | | |
| 18-1-22 | 382 | | | | |
| 18-1-23 | 383 | | | | |
| 18-1-24 | 384 | | | | |
| 18-1-25 | 385 | | | 0.00 | -0 |
| 18-1-26 | 386 | | | | |
| 18-1-27 | 387 | | | | |
| 18-1-28 | 388 | | | | |
| 18-1-29 | 389 | | | | |
| 18-1-30 | 390 | | | | |
| 19-1-1 | 391 | | | | |
| 19-1-2 | 392 | | | | |
| 19-1-3 | 393 | | | | |
| 19-1-4 | 394 | | | 0.00 | -0 |
| 19-1-5 | 395 | | | | |
| 19-1-6 | 396 | | | | |
| 19-1-7 | 397 | | | | |
| 19-1-8 | 398 | | | | |
| 19-1-9 | 399 | | | | |
| 19-1-10 | 400 | | | | |
| 20-1-1 | 401 | | | | |
| 20-1-2 | 402 | | | 0.00 | -0 |

SHOREHAM DECOMMISSIONING PROJECT
Termination Survey Data Report

FORM CODE
SU029

Alpha Survey Results

Survey Unit ID. :SU029
Name: TURBINE

Building :SU

Name:

Survey date 02/08/93

| Instrument Type | | Alpha | | Smea. Ctr. | |
|-----------------|-------|-------------|------------|-----------------|------------|
| | | total alpha | | removable alpha | |
| Block ID | point | gcpm | dpm/100cm2 | gcpm | dpm/100cm2 |
| 20-1-3 | 403 | | | | |
| 20-1-4 | 404 | | | | |
| 20-1-5 | 405 | | | | |
| 20-1-6 | 406 | | | | |
| 20-1-7 | 407 | | | | |
| 20-1-8 | 408 | | | | |
| 20-1-9 | 409 | | | | |
| 20-1-10 | 410 | | | | |
| 2-1-31 | 31 | | | | |
| 2-1-32 | 32 | | | | |
| 2-1-33 | 33 | | | | |
| 2-1-34 | 34 | | | | |
| 2-1-35 | 35 | | | | |
| 2-1-36 | 36 | | | | |
| 2-1-37 | 37 | | | | |
| 2-1-38 | 38 | | | | |
| 2-1-39 | 39 | | | | |
| 2-1-40 | 40 | | | | |
| 2-1-41 | 41 | | | | |
| 2-1-42 | 42 | | | 0.00 | -1 |
| 2-1-43 | 43 | | | | |
| 2-1-44 | 44 | | | | |
| 2-1-45 | 45 | | | | |
| 2-1-46 | 46 | | | | |
| 2-1-47 | 47 | | | | |
| 2-1-48 | 48 | | | | |
| 2-1-49 | 49 | | | | |
| 2-1-50 | 50 | | | | |
| 21-1-1 | 411 | | | | |
| 21-1-2 | 412 | | | | |
| 21-1-3 | 413 | | | | |
| 21-1-4 | 414 | | | | |
| 21-1-5 | 415 | | | | |

page No. 10
Date: 02/22/93

SHOREHAM DECOMMISSIONING PROJECT
Termination Survey Data Report

FORM CODE
SU029

Alpha Survey Results

Survey Unit ID. :SU029
Name: TURBINE

Building :SU

Name:

Survey date 02/08/93

| Instrument Type | | Alpha | | Smear Ctr. | |
|-----------------|-------|-------------|------------|-----------------|------------|
| | | total alpha | | removable alpha | |
| Block ID | point | gcpm | dpm/100cm2 | gcpm | dpm/100cm2 |
| 21-1-6 | 416 | | | | |
| 21-1-7 | 417 | | | | |
| 21-1-8 | 418 | | | | |
| 21-1-9 | 419 | | | | |
| 21-1-10 | 420 | | | | |
| 22-1-1 | 421 | | | 0.00 | -0 |
| 22-1-2 | 422 | | | | |
| 22-1-3 | 423 | | | | |
| 22-1-4 | 424 | | | | |
| 22-1-5 | 425 | | | | |
| 22-1-6 | 426 | | | | |
| 22-1-7 | 427 | | | | |
| 22-1-8 | 428 | | | | |
| 22-1-9 | 429 | | | | |
| 22-1-10 | 430 | | | | |
| 23B-1-1 | 431 | | | | |
| 23B-1-2 | 432 | | | | |
| 23B-1-3 | 433 | | | | |
| 23B-1-4 | 434 | | | | |
| 23B-1-5 | 435 | | | | |
| 23B-1-6 | 436 | | | | |
| 23B-1-7 | 437 | | | | |
| 23B-2-1 | 438 | | | | |
| 23B-2-2 | 439 | | | | |
| 23B-2-3 | 440 | | | | |
| 23B-2-4 | 441 | | | | |
| 23B-2-5 | 442 | | | | |
| 23B-2-6 | 443 | | | | |
| 23B-2-7 | 444 | | | 0.50 | 3 |
| 23B-3-1 | 445 | | | | |
| 24B-1-1 | 452 | | | | |
| 24B-1-2 | 453 | | | | |
| 24B-1-3 | 454 | | | | |

Alpha Survey Results

Survey Unit ID. :SU029
Name: TURBINE

Building :SU

Name:

Survey date 02/08/93

| Instrument Type | | Alpha | | Smear Ctr. | |
|-----------------|-------|-------------|------------|-----------------|------------|
| | | total alpha | | removable alpha | |
| Block ID | point | gcpm | dpm/100cm2 | gcpm | dpm/100cm2 |
| 24B-1-4 | 455 | | | | |
| 24B-1-5 | 456 | | | | |
| 24B-1-6 | 457 | | | | |
| 24B-1-7 | 458 | | | | |
| 24B-2-1 | 459 | | | | |
| 24B-2-2 | 460 | | | | |
| 24B-2-3 | 461 | | | | |
| 24B-2-4 | 462 | | | | |
| 24B-2-5 | 463 | | | | |
| 24B-2-6 | 464 | | | | |
| 24B-2-7 | 465 | | | | |
| 24B-3-1 | 466 | | | | |
| 24B-3-2 | 467 | | | | |
| 24B-3-3 | 468 | | | | |
| 24B-3-4 | 469 | | | | |
| 24B-3-5 | 470 | | | | |
| 24B-3-6 | 471 | | | | |
| 24B-3-7 | 472 | | | 0.00 | -0 |
| 24B-1-1 | 473 | | | | |
| 25B-1-2 | 474 | | | | |
| 25B-1-3 | 475 | | | | |
| 25B-1-4 | 476 | | | | |
| 25B-1-5 | 477 | | | | |
| 25B-1-6 | 478 | | | | |
| 25B-1-7 | 479 | | | 0.50 | 3 |
| 25B-2-1 | 480 | | | | |
| 25B-2-2 | 481 | | | | |
| 25B-2-3 | 482 | | | | |
| 25B-2-4 | 483 | | | | |
| 25B-2-5 | 484 | | | | |
| 25B-2-6 | 485 | | | | |
| 25B-2-7 | 486 | | | | |
| 26B-1-1 | 487 | | | | |

SHOREHAM DECOMMISSIONING PROJECT
Termination Survey Data Report

FORM CODE
SU029

Alpha Survey Results

Survey Unit ID. :SU029
Name: TURBINE

Building :SU

Name:

Survey date 02/08/93

| Instrument Type | | Alpha | | Smear Ctr. | |
|-----------------|-------|-------------|------------|-----------------|------------|
| | | total alpha | | removable alpha | |
| Block ID | point | gcpm | dpm/100cm2 | gcpm | dpm/100cm2 |
| 26B-1-2 | 488 | | | | |
| 26B-1-3 | 489 | | | 0.00 | -0 |
| 26B-1-4 | 490 | | | | |
| 26B-1-5 | 491 | | | | |
| 26B-1-6 | 492 | | | | |
| 26B-1-7 | 493 | | | | |
| 26B-2-1 | 494 | | | | |
| 26B-2-2 | 495 | | | | |
| 26B-2-3 | 496 | | | | |
| 26B-2-4 | 497 | | | | |
| 26B-2-5 | 498 | | | | |
| 26B-2-6 | 499 | | | | |
| 26B-2-7 | 500 | | | | |
| 27B-1-1 | 501 | | | | |
| 27B-1-2 | 502 | | | | |
| 27B-1-3 | 503 | | | | |
| 27B-1-4 | 504 | | | 0.00 | -0 |
| 27B-1-5 | 505 | | | | |
| 27B-1-6 | 506 | | | | |
| 27B-1-7 | 507 | | | | |
| 27B-2-1 | 508 | | | | |
| 27B-2-2 | 509 | | | | |
| 27B-2-3 | 510 | | | | |
| 27B-2-4 | 511 | | | | |
| 27B-2-5 | 512 | | | | |
| 27B-2-6 | 513 | | | | |
| 27B-2-7 | 514 | | | | |
| 28B-1-1 | 515 | | | | |
| 28B-1-2 | 516 | | | | |
| 28B-1-3 | 517 | | | | |
| 28B-1-4 | 518 | | | | |
| 28B-1-5 | 519 | | | | |
| 28B-1-6 | 520 | | | | |

SHOREHAM DECOMMISSIONING PROJECT
Termination Survey Data Report

FORM CODE
SU029

Alpha Survey Results

survey Unit ID. :SU029
Name:TURBINE

Building :SU

Name:

Survey date 02/08/93

| Instrument Type | | Alpha | | Smear Ctr. | |
|-----------------|-------|-------------|------------|-----------------|------------|
| | | total alpha | | removable alpha | |
| Block ID | point | gcpm | dpm/100cm2 | gcpm | dpm/100cm2 |
| 28B-1-7 | 521 | | | | |
| 28B-2-1 | 522 | | | | |
| 28B-2-2 | 523 | | | 0.50 | 3 |
| 28B-2-3 | 524 | | | | |
| 28B-2-4 | 525 | | | | |
| 28B-2-5 | 526 | | | | |
| 28B-2-6 | 527 | | | | |
| 28B-2-7 | 528 | | | | |
| 29B-1-1 | 529 | | | 0.00 | -0 |
| 30B-1-1 | 530 | | | | |
| 3-1-1 | 51 | | | | |
| 3-1-2 | 52 | | | | |
| 3-1-3 | 53 | | | | |
| 3-1-4 | 54 | | | | |
| 3-1-5 | 55 | | | | |
| 3-1-6 | 56 | | | | |
| 3-1-7 | 57 | | | | |
| 1-8 | 58 | | | | |
| -1-9 | 59 | | | | |
| -1-10 | 60 | | | | |
| 3-1-11 | 61 | | | | |
| 3-1-12 | 62 | | | | |
| 3-1-13 | 63 | | | | |
| 3-1-14 | 64 | | | 0.00 | -0 |
| 3-1-15 | 65 | | | | |
| 3-1-16 | 66 | | | | |
| 3-1-17 | 67 | | | | |
| 3-1-18 | 68 | | | | |
| 3-1-19 | 69 | | | | |
| 3-1-20 | 70 | | | | |
| 31-1-1 | 531 | | | | |
| 31-1-2 | 532 | | | | |
| 31-1-3 | 533 | | | | |

SHOREHAM DECOMMISSIONING PROJECT
Termination Survey Data Report

FORM CODE
SU029

Alpha Survey Results

Survey Unit ID. :SU029
Name: TURBINE

Building :SU

Name:

Survey date 02/08/93

| Instrument Type | | Alpha | | Smear Ctr. | |
|-----------------|-------|-------------|------------|-----------------|------------|
| | | total alpha | | removable alpha | |
| Block ID | point | gcpm | dpm/100cm2 | gcpm | dpm/100cm2 |
| 31-1-4 | 534 | | | | |
| 31-1-5 | 535 | | | | |
| 31-1-6 | 536 | | | | |
| 31-1-7 | 537 | | | | |
| 31-1-8 | 538 | | | | |
| 31-1-9 | 539 | | | 0.00 | -0 |
| 31-1-10 | 540 | | | | |
| 31-1-11 | 541 | | | | |
| 31-1-12 | 542 | | | | |
| 31-1-13 | 543 | | | | |
| 31-1-14 | 544 | | | | |
| 31-1-15 | 545 | | | | |
| 31-1-16 | 546 | | | | |
| 31-1-17 | 547 | | | | |
| 31-1-18 | 548 | | | | |
| 31-1-19 | 549 | | | | |
| 31-1-20 | 550 | | | | |
| 31-2-1 | 551 | | | | |
| 31-2-2 | 552 | | | | |
| 31-2-3 | 553 | | | | |
| 31-2-4 | 554 | | | 0.00 | -0 |
| 31-2-5 | 555 | | | | |
| 31-2-6 | 556 | | | | |
| 31-2-7 | 557 | | | | |
| 31-2-8 | 558 | | | | |
| 31-2-9 | 559 | | | | |
| 31-2-10 | 560 | | | | |
| 31-2-11 | 561 | | | | |
| 31-2-12 | 562 | | | | |
| 31-2-13 | 563 | | | | |
| 31-2-14 | 564 | | | | |
| 31-2-15 | 565 | | | | |
| 31-2-16 | 566 | | | | |

Alpha Survey Results

Survey Unit ID. :SU029
Name: TURBINE

Building :SU

Name:

Survey date 02/08/93

| Instrument Type | | Alpha | | Smear Ctr. | |
|-----------------|-------|-------------|------------|-----------------|------------|
| | | total alpha | | removable alpha | |
| Block ID | point | gcpm | dpm/100cm2 | gcpm | dpm/100cm2 |
| 31-2-17 | 567 | | | | |
| 31-2-18 | 568 | | | | |
| 31-2-19 | 569 | | | | |
| 31-2-20 | 570 | | | | |
| 32-1-1 | 571 | | | | |
| 32-1-2 | 572 | | | | |
| 32-1-3 | 573 | | | | |
| 32-1-4 | 574 | | | | |
| 32-1-5 | 575 | | | | |
| 32-1-6 | 576 | | | | |
| 32-1-7 | 577 | | | | |
| 32-1-8 | 578 | | | | |
| 32-1-9 | 579 | | | | |
| 32-1-10 | 580 | | | | |
| 32-1-11 | 581 | | | | |
| 32-1-12 | 582 | | | | |
| 32-1-13 | 583 | | | | |
| 32-1-14 | 584 | | | | |
| 32-1-15 | 585 | | | | |
| 32-1-16 | 586 | | | | |
| 32-1-17 | 587 | | | | |
| 32-1-18 | 588 | | | | |
| 32-1-19 | 589 | | | | |
| 32-1-20 | 590 | | | | |
| 32-1-21 | 591 | | | 0.00 | -0 |
| 32-1-22 | 592 | | | | |
| 32-1-23 | 593 | | | | |
| 32-1-24 | 594 | | | | |
| 32-1-25 | 595 | | | | |
| 32-1-26 | 596 | | | | |
| 32-1-27 | 597 | | | | |
| 32-1-28 | 598 | | | | |
| 32-1-29 | 599 | | | | |

Alpha Survey Results

Survey Unit ID :SU029
Name: TURBINE

Building :SU

Survey date 02/08/93

Name:

| Instrument Type | | Alpha | | Smear Ctr. | |
|-----------------|-------|-------------|------------|-----------------|------------|
| | | total alpha | | removable alpha | |
| Block ID | point | gcpm | dpm/100cm2 | gcpm | dpm/100cm2 |
| 32-1-30 | 61 | | | | |
| 32-1-31 | 61 | | | | |
| 32-1-32 | 61 | | | | |
| 32-1-33 | 61 | | | | |
| 32-1-34 | 604 | | | | |
| 32-1-35 | 605 | | | | |
| 32-1-36 | 606 | | | | |
| 32-1-37 | 607 | | | | |
| 32-1-38 | 608 | | | | |
| 32-1-39 | 609 | | | | |
| 32-1-40 | 610 | | | | |
| 32-1-41 | 611 | | | | |
| 32-1-42 | 612 | | | | |
| 32-1-43 | 613 | | | | |
| 32-1-44 | 614 | | | | |
| 32-1-45 | 615 | | | | |
| 32-1-46 | 616 | | | | |
| 32-1-47 | 617 | | | | |
| 32-1-48 | 618 | | | | |
| 32-1-49 | 619 | | | | |
| 32-1-50 | 620 | | | | |
| 32-1-51 | 621 | | | | |
| 32-1-52 | 622 | | | | |
| 32-2-1 | 623 | | | | |
| 32-2-2 | 624 | | | | |
| 32-2-3 | 625 | | | | |
| 32-2-4 | 626 | | | 0.00 | -0 |
| 32-2-5 | 627 | | | | |
| 32-2-6 | 628 | | | | |
| 32-2-7 | 629 | | | | |
| 32-2-8 | 630 | | | | |
| 32-2-9 | 631 | | | | |
| 32-2-10 | 632 | | | | |

SHOREHAM DECOMMISSIONING PROJECT
Termination Survey Data Report

FORM CODE
SU029

Alpha Survey Results

Survey Unit ID: SU029
Name: TURBINE

Building: SU

Name:

Survey date 02/08/93

| Instrument Type | | Alpha | | Smear Ctr. | |
|-----------------|-------|-------------|------------|-----------------|------------|
| | | total alpha | | removable alpha | |
| Block ID | point | gcpm | dpm/100cm2 | gcpm | dpm/100cm2 |
| 32-2-11 | 633 | | | | |
| 32-2-12 | 634 | | | | |
| 32-2-13 | 635 | | | | |
| 32-2-14 | 636 | | | | |
| 32-2-15 | 637 | | | | |
| 32-2-16 | 638 | | | | |
| 32-2-17 | 639 | | | | |
| 32-2-18 | 640 | | | | |
| 32-2-19 | 641 | | | | |
| 32-2-20 | 642 | | | | |
| 32-2-21 | 643 | | | | |
| 32-2-22 | 644 | | | | |
| 32-2-23 | 645 | | | | |
| 32-2-24 | 646 | | | 0.00 | -0 |
| 32-2-25 | 647 | | | | |
| 32-2-26 | 648 | | | | |
| 32-2-27 | 649 | | | | |
| 32-2-28 | 650 | | | | |
| 32-2-29 | 651 | | | | |
| 32-2-30 | 652 | | | | |
| 32-2-31 | 653 | | | | |
| 32-2-32 | 654 | | | | |
| 32-2-33 | 655 | | | | |
| 32-2-34 | 656 | | | | |
| 32-2-35 | 657 | | | | |
| 32-2-36 | 658 | | | | |
| 32-2-37 | 659 | | | | |
| 32-2-38 | 660 | | | | |
| 32-2-39 | 661 | | | | |
| 32-2-40 | 662 | | | | |
| 32-2-41 | 663 | | | 0.50 | 3 |
| 32-2-42 | 664 | | | | |
| 32-2-43 | 665 | | | | |

SHOREHAM DECOMMISSIONING PROJECT
Termination Survey Data Report

FORM CODE
SU029

Alpha Survey Results

Survey Unit ID: SU029
Name: TURBINE

Building: SU

Name:

Survey date 02/08/93

| Instrument Type | | Alpha | | Smear Ctr. | |
|-----------------|-------|-------------|------------|-----------------|------------|
| | | total alpha | | removable alpha | |
| Block ID | point | gcpm | dpm/100cm2 | gcpm | dpm/100cm2 |
| 32-2-44 | 666 | | | | |
| 32-2-45 | 667 | | | | |
| 32-2-46 | 668 | | | | |
| 32-2-47 | 669 | | | | |
| 32-2-48 | 670 | | | | |
| 32-2-49 | 671 | | | | |
| 32-2-50 | 672 | | | | |
| 32-2-51 | 673 | | | | |
| 32-2-52 | 674 | | | | |
| 33-1-1 | 675 | | | | -0 |
| 33-1-2 | 676 | | | | |
| 33-1-3 | 677 | | | | |
| 33-1-4 | 678 | | | | |
| 33-1-5 | 679 | | | | |
| 33-1-6 | 680 | | | | |
| 33-1-7 | 681 | | | | |
| 33-1-8 | 682 | | | | |
| 33-1-9 | 683 | | | | |
| 33-1-10 | 684 | | | | |
| 33-1-11 | 685 | | | | |
| 33-1-12 | 686 | | | | |
| 33-1-13 | 687 | | | | |
| 33-1-14 | 688 | | | | |
| 33-1-15 | 689 | | | | |
| 33-1-16 | 690 | | | | |
| 33-1-17 | 691 | | | | |
| 33-1-18 | 692 | | | | |
| 33-1-19 | 693 | | | | |
| 33-1-20 | 694 | | | | |
| 33-1-21 | 695 | | | | |
| 33-1-22 | 696 | | | | |
| 33-1-23 | 697 | | | | |
| 33-1-24 | 698 | | | | |

SHOREHAM DECOMMISSIONING PROJECT
Termination Survey Data Report

FORM CODE
SU029

Alpha Survey Results

Survey Unit ID: SU029
Name: TURBINE

Building: SU

Name:

Survey date 02/08/93

| Instrument Type | | Alpha | | Smear Ctr. | |
|-----------------|-------|-------------|------------|-----------------|------------|
| | | total alpha | | removable alpha | |
| Block ID | point | gcps | dpm/100cm2 | gcps | dpm/100cm2 |
| 33-1-25 | 699 | | | | |
| 33-1-26 | 700 | | | | |
| 33-1-27 | 701 | | | | |
| 33-1-28 | 702 | | | | |
| 33-1-29 | 703 | | | | |
| 33-1-30 | 704 | | | | |
| 33-1-31 | 705 | | | | |
| 33-1-32 | 706 | | | | |
| 33-1-33 | 707 | | | | |
| 33-1-34 | 708 | | | | |
| 33-1-35 | 709 | | | | |
| 33-1-36 | 710 | | | | |
| 33-1-37 | 711 | | | | |
| 33-1-38 | 712 | | | | |
| 33-1-39 | 713 | | | | |
| 33-1-40 | 714 | | | | |
| 33-1-41 | 715 | | | | |
| 33-1-42 | 716 | | | | |
| 33-1-43 | 717 | | | | |
| 33-1-44 | 718 | | | | |
| 33-1-45 | 719 | | | | |
| 33-1-46 | 720 | | | | |
| 33-1-47 | 721 | | | | |
| 33-1-48 | 722 | | | | |
| 33-1-49 | 723 | | | | |
| 33-1-50 | 724 | | | | |
| 33-1-51 | 725 | | | | |
| 33-1-52 | 726 | | | | |
| 33-2-1 | 727 | | | 0.00 | -0 |
| 33-2-2 | 728 | | | | |
| 33-2-3 | 729 | | | | |
| 33-2-4 | 730 | | | | |
| 33-2-5 | 731 | | | | |

Date: 02/22/93

SHOREHAM DECOMMISSIONING PROJECT
Termination Survey Data ReportFORM CODE
SU029

Alpha Survey Results

Survey Unit ID. : SU029
Name: TURBINE

Building : SU

Name:

Survey date 02/08/93

| Instrument Type | | Alpha | | Smear Ctr. | |
|-----------------|-------|-------------|------------|-----------------|------------|
| | | total alpha | | removable alpha | |
| Block ID | point | gcps | dpm/100cm2 | gcps | dpm/100cm2 |
| 33-2-6 | 732 | | | | |
| 33-2-7 | 733 | | | | |
| 33- 8 | 734 | | | | |
| 33-2-9 | 735 | | | | |
| 33-2-10 | 736 | | | | |
| 33-2-11 | 737 | | | | |
| 33-2-12 | 738 | | | | |
| 33-2-13 | 739 | | | | |
| 33-2-14 | 740 | | | | |
| 33-2-15 | 741 | | | | |
| 33-2-16 | 742 | | | | |
| 33-2-17 | 743 | | | | |
| 33-2-18 | 744 | | | | |
| 33-2-19 | 745 | | | | |
| 33-2-20 | 746 | | | | |
| 33-2-21 | 747 | | | | |
| 33-2-22 | 748 | | | | |
| 33-2-23 | 749 | | | 0.00 | -0 |
| -2-24 | 750 | | | | |
| -2-25 | 751 | | | | |
| -2-26 | 752 | | | | |
| -2-27 | 753 | | | | |
| 33-2-28 | 754 | | | | |
| 33-2-29 | 755 | | | | |
| 33-2-30 | 756 | | | | |
| 33-2-31 | 757 | | | | |
| 33-2-32 | 758 | | | | |
| 33-2-33 | 759 | | | | |
| 33-2-34 | 760 | | | | |
| 33-2-35 | 761 | | | | |
| 33-2-36 | 762 | | | | |
| 33-2-37 | 763 | | | | |
| 33-2-38 | 764 | | | | |

Date: 02/22/93

SHOREHAM DECOMMISSIONING PROJECT
Termination Survey Data ReportFORM CODE
SU029

Alpha Survey Results

Survey Unit ID. :SU029
Name: TURBINE

Building :SU

Name:

Survey date 02/08/93

| Instrument Type | | Alpha | | Smear Ctr. | |
|-----------------|-------|-------------|------------|-----------------|------------|
| | | total alpha | | removable alpha | |
| Block ID | point | gcpm | dpm/100cm2 | gcpm | dpm/100cm2 |
| 33-2-39 | 765 | | | | |
| 33-2-40 | 766 | | | | |
| 33-2-41 | 767 | | | | |
| 33-2-42 | 768 | | | | |
| 33-2-43 | 769 | | | | |
| 33-2-44 | 770 | | | | |
| 33-2-45 | 771 | | | | |
| 33-2-46 | 772 | | | | |
| 33-2-47 | 773 | | | | |
| 33-2-48 | 774 | | | | |
| 33-2-49 | 775 | | | 0.00 | -0 |
| 33-2-50 | 776 | | | | |
| 33-2-51 | 777 | | | | |
| 33-2-52 | 778 | | | | |
| 4-1-1 | 71 | | | | |
| 4-1-2 | 72 | | | 0.00 | -1 |
| 4-1-3 | 73 | | | | |
| 4-1-4 | 74 | | | | |
| 1-5 | 75 | | | | |
| -1-6 | 76 | | | | |
| -1-7 | 77 | | | | |
| -1-8 | 78 | | | | |
| 4-1-9 | 79 | | | | |
| 4-1-10 | 80 | | | | |
| 4-1-11 | 81 | | | | |
| 4-1-12 | 82 | | | | |
| 4-1-13 | 83 | | | | |
| 4-1-14 | 84 | | | | |
| 4-1-15 | 85 | | | | |
| 4-1-16 | 86 | | | | |
| 4-1-17 | 87 | | | | |
| 4-1-18 | 88 | | | | |
| 4-1-19 | 89 | | | | |

Date: 02/22/93

SHOREHAM DECOMMISSIONING PROJECT
Termination Survey Data ReportFORM CODE
SU029

Alpha Survey Results

Survey Unit ID: SU029
Name: TURBINE

Building: SU

Survey date 02/08/93

Name:

| Instrument Type | | Alpha | | Smear Ctr. | |
|-----------------|-------|-------------|------------|-----------------|------------|
| | | total alpha | | removable alpha | |
| Block ID | point | gcpm | dpm/100cm2 | gcpm | dpm/100cm2 |
| 4-1-20 | 90 | | | | |
| 34A-1-1 | 779 | | | | |
| 34A-1-2 | 780 | | | | |
| 34A-1-3 | 781 | | | | |
| 34A-1-4 | 782 | | | | |
| 34A-1-5 | 783 | | | | |
| 34A-1-6 | 784 | | | | |
| 34A-1-7 | 785 | | | | |
| 34A-2-1 | 786 | | | | |
| 34A-2-2 | 787 | | | | |
| 34A-2-3 | 788 | | | | |
| 34A-2-4 | 789 | | | | |
| 34A-2-5 | 790 | | | | |
| 34A-2-6 | 791 | | | 0.00 | -0 |
| 34A-2-7 | 792 | | | | |
| 34A-3-1 | 793 | | | | |
| 34A-3-2 | 794 | | | | |
| 34A-3-3 | 795 | | | | |
| 34A-3-4 | 796 | | | | |
| 34A-3-5 | 797 | | | | |
| 34A-3-6 | 798 | | | | |
| 34A-3-7 | 799 | | | | |
| 35A-1-1 | 800 | | | | |
| 35A-1-1A | 801 | | | | |
| 35A-1-2 | 802 | | | | |
| 35A-1-3 | 803 | | | 0.00 | -0 |
| 35A-1-4 | 804 | | | | |
| 35A-1-5 | 805 | | | | |
| 35A-1-6 | 806 | | | | |
| 35A-1-7 | 807 | | | | |
| 35A-2-1 | 808 | | | | |
| 35A-2-3 | 809 | | | | |
| 35A-2-3 | 809 | | | | |

Alpha Survey Results

Survey Unit ID. :SU029
Name: TURBINE

Building :SU

Name:

Survey date 02/08/93

| Instrument Type | | Alpha | | Smear Ctr. | |
|-----------------|-------|-------------|------------|-----------------|------------|
| | | total alpha | | removable alpha | |
| Block ID | point | gcpm | dpm/100cm2 | gcpm | dpm/100cm2 |
| 35A-2-4 | 810 | | | | |
| 35A-2-5 | 811 | | | | |
| 35A-2-6 | 812 | | | | |
| 35A-2-7 | 813 | | | | |
| 36-1-1 | 821 | | | | |
| 36-1-2 | 822 | | | | |
| 36-1-3 | 823 | | | | |
| 36-1-4 | 824 | | | | |
| 36-1-5 | 825 | | | 0.00 | -0 |
| 36-1-6 | 826 | | | | |
| 36-1-7 | 827 | | | | |
| 36-1-8 | 828 | | | | |
| 36-1-9 | 829 | | | | |
| 36-1-10 | 830 | | | | |
| 36-1-11 | 831 | | | | |
| 36-1-12 | 832 | | | | |
| 36-1-13 | 833 | | | | |
| 36-1-14 | 834 | | | | |
| 36-1-15 | 835 | | | | |
| 36-1-16 | 836 | | | | |
| 36-1-17 | 837 | | | | |
| 36-1-18 | 838 | | | | |
| 36-1-19 | 839 | | | | |
| 36-1-20 | 840 | | | | |
| 36-1-21 | 841 | | | | |
| 36-1-22 | 842 | | | | |
| 36-1-23 | 843 | | | | |
| 36-1-24 | 844 | | | | |
| 36-1-25 | 845 | | | | |
| 36-1-26 | 846 | | | | |
| 36-1-27 | 847 | | | | |
| 36-1-28 | 848 | | | | |
| 36-1-29 | 849 | | | | |

Alpha Survey Results

Survey Unit ID. :SU029
Name: TURBINE

Building :SU

Name:

Survey date 02/08/93

| Instrument Type | | Alpha | | Smear Ctr. | |
|-----------------|-------|-------------|------------|-----------------|------------|
| | | total alpha | | removable alpha | |
| Block ID | point | gcpm | dpm/100cm2 | gcpm | dpm/100cm2 |
| 36-1-30 | 850 | | | | |
| 36-1-31 | 851 | | | | |
| 36-1-32 | 852 | | | | |
| 36-1-33 | 853 | | | | |
| 36-1-34 | 854 | | | | |
| 36-1-35 | 855 | | | | |
| 36-1-36 | 856 | | | | |
| 36-1-37 | 857 | | | | |
| 36-1-38 | 858 | | | 0.00 | -0 |
| 36-1-39 | 859 | | | | |
| 36-1-40 | 860 | | | | |
| 36-1-41 | 861 | | | | |
| 36-1-42 | 862 | | | 0.00 | -0 |
| 36-1-43 | 863 | | | | |
| 36-1-44 | 864 | | | | |
| 36-1-45 | 865 | | | | |
| 36-1-46 | 866 | | | | |
| 36-1-47 | 867 | | | | |
| 36-1-48 | 868 | | | | |
| 36-1-49 | 869 | | | | |
| 36-1-50 | 870 | | | | |
| 36-1-51 | 871 | | | | |
| 36-1-52 | 872 | | | | |
| 36-2-1 | 873 | | | | |
| 36-2-2 | 874 | | | | |
| 36-2-3 | 875 | | | | |
| 36-2-4 | 876 | | | | |
| 36-2-5 | 877 | | | | |
| 36-2-6 | 878 | | | | |
| 36-2-7 | 879 | | | | |
| 36-2-8 | 880 | | | | |
| 36-2-9 | 881 | | | | |
| 36-2-10 | 882 | | | | |

Alpha Survey Results

Survey Unit ID. :SU029
Name: TURBINE

Building :SU

Name:

Survey date 02/08/93

| Instrument Type | | Alpha | | Smear Ctr. | |
|-----------------|-------|-------------|------------|-----------------|------------|
| | | total alpha | | removable alpha | |
| Block ID | point | gcpm | dpm/100cm2 | gcpm | dpm/100cm2 |
| 36-2-11 | 883 | | | | |
| 36-2-12 | 884 | | | | |
| 36-2-13 | 885 | | | | |
| 36-2-14 | 886 | | | | |
| 36-2-15 | 887 | | | | |
| 36-2-16 | 888 | | | | |
| 36-2-17 | 889 | | | | |
| 36-2-18 | 890 | | | 0.50 | 3 |
| 36-2-19 | 891 | | | | |
| 36-2-20 | 892 | | | | |
| 36-2-21 | 893 | | | | |
| 36-2-22 | 894 | | | | |
| 36-2-23 | 895 | | | | |
| 36-2-24 | 896 | | | | |
| 36-2-25 | 897 | | | | |
| 36-2-26 | 898 | | | | |
| 36-2-27 | 899 | | | 0.00 | -0 |
| 36-2-28 | 900 | | | | |
| 36-2-29 | 901 | | | | |
| 36-2-30 | 902 | | | | |
| 36-2-31 | 903 | | | | |
| 36-2-32 | 904 | | | | |
| 36-2-33 | 905 | | | | |
| 36-2-34 | 906 | | | | |
| 36-2-35 | 907 | | | | |
| 36-2-36 | 908 | | | | |
| 36-2-37 | 909 | | | | |
| 36-2-38 | 910 | | | | |
| 36-2-39 | 911 | | | | |
| 36-2-40 | 912 | | | | |
| 36-2-41 | 913 | | | | |
| 36-2-42 | 914 | | | | |
| 36-2-43 | 915 | | | | |

SHOREHAM DECOMMISSIONING PROJECT
Termination Survey Data Report

FORM CODE
SU029

Alpha Survey Results

Survey Unit ID. : SU029
Name: TURBINE

Building : SU

Survey date 02/08/93

Name:

| Instrument Type | | Alpha | | Smear Ctr. | |
|-----------------|-------|-------------|------------|-----------------|------------|
| | | total alpha | | removable alpha | |
| Block ID | point | gcpm | dpm/100cm2 | gcpm | dpm/100cm2 |
| 36-2-44 | 916 | | | 0.00 | --0 |
| 36-2-45 | 917 | | | | |
| 36-2-46 | 918 | | | | |
| 36-2-47 | 919 | | | | |
| 36-2-48 | 920 | | | | |
| 36-2-49 | 921 | | | | |
| 36-2-50 | 922 | | | | |
| 36-2-51 | 923 | | | | |
| 36-2-52 | 924 | | | | |
| 37-1-1 | 925 | | | | |
| 37-1-2 | 926 | | | | |
| 37-1-3 | 927 | | | | |
| 37-1-4 | 928 | | | | |
| 37-1-5 | 929 | | | | |
| 37-1-6 | 930 | | | | |
| 37-1-7 | 931 | | | | |
| 37-1-8 | 932 | | | | |
| 37-1-9 | 933 | | | | |
| 37-1-10 | 934 | | | | |
| 37-1-11 | 935 | | | | |
| 37-1-12 | 936 | | | | |
| 37-1-13 | 937 | | | | |
| 37-1-14 | 938 | | | 0.50 | 3 |
| 37-1-15 | 939 | | | | |
| 37-1-16 | 940 | | | | |
| 37-1-17 | 941 | | | | |
| 37-1-18 | 942 | | | | |
| 37-1-19 | 943 | | | | |
| 37-1-20 | 944 | | | | |
| 37-1-21 | 945 | | | | |
| 37-1-22 | 946 | | | | |
| 37-1-23 | 947 | | | | |
| 37-1-24 | 948 | | | | |

Alpha Survey Results

Survey Unit ID. :SU029
Name: TURBINE

Building :SU

Name:

Survey date 02/08/93

| Instrument Type | | Alpha | | Smear Ctr. | |
|-----------------|-------|-------------|------------|-----------------|------------|
| | | total alpha | | removable alpha | |
| Block ID | point | gcpm | dpm/100cm2 | gcpm | dpm/100cm2 |
| 37-1-25 | 949 | | | | |
| 37-1-26 | 950 | | | | |
| 37-1-27 | 951 | | | | |
| 37-1-27 | 951 | | | | |
| 37-1-28 | 952 | | | | |
| 37-1-29 | 953 | | | | |
| 37-1-30 | 954 | | | | |
| 37-1-31 | 955 | | | | |
| 37-1-32 | 956 | | | | |
| 37-1-33 | 957 | | | | |
| 37-1-34 | 958 | | | | |
| 37-1-35 | 959 | | | | |
| 37-1-36 | 960 | | | | |
| 37-1-37 | 961 | | | | |
| 37-1-38 | 962 | | | | |
| 37-1-39 | 963 | | | | |
| 37-1-40 | 964 | | | | |
| 37-1-41 | 965 | | | | |
| 37-1-42 | 966 | | | | |
| 37-1-43 | 967 | | | | |
| 37-1-44 | 968 | | | | |
| 37-1-45 | 969 | | | | |
| 37-1-46 | 970 | | | | |
| 37-1-47 | 971 | | | | |
| 37-1-48 | 972 | | | | |
| 37-1-49 | 973 | | | | |
| 37-1-50 | 974 | | | | |
| 37-1-51 | 975 | | | | |
| 37-1-52 | 976 | | | | |
| 38-1-1 | 1029 | | | | |
| 38-1-2 | 1030 | | | | |
| 38-1-3 | 1031 | | | | |
| 38-1-4 | 1032 | | | | |

Alpha Survey Results

Survey Unit ID. :SU029
Name: TURBINE

Building :SU

Name:

Survey date 02/08/93

| Instrument Type | | Alpha | | Smear Count | |
|-----------------|-------|-------------|------------|-------------|------------|
| | | total alpha | | removable | alpha |
| Block ID | point | gcpm | dpm/100cm2 | gcpm | dpm/100cm2 |
| 38-1-5 | 1033 | | | | |
| 38-1-6 | 1034 | | | | |
| 38-1-7 | 1035 | | | | |
| 38-1-8 | 1036 | | | | |
| 38-1-9 | 1037 | | | | |
| 38-1-10 | 1038 | | | | |
| 38-1-11 | 1039 | | | | |
| 38-1-12 | 1040 | | | | |
| 38-1-13 | 1041 | | | | |
| 38-1-14 | 1042 | | | | |
| 38-1-15 | 1043 | | | | |
| 38-1-16 | 1044 | | | | |
| 38-1-17 | 1045 | | | | |
| 38-1-18 | 1046 | | | | |
| 38-1-19 | 1047 | | | | |
| 38-1-20 | 1048 | | | | |
| 38-1-21 | 1049 | | | | |
| 38-1-22 | 1050 | | | | |
| 38-1-23 | 1051 | | | | |
| 38-1-24 | 1052 | | | | |
| 38-1-25 | 1053 | | | | |
| 38-1-26 | 1054 | | | | |
| 38-1-27 | 1055 | | | | |
| 38-1-28 | 1056 | | | | |
| 38-1-29 | 1057 | | | | |
| 38-1-30 | 1058 | | | | |
| 5-1-1 | 91 | | | | |
| 5-1-2 | 92 | | | | |
| 5-1-3 | 93 | | | | |
| 5-1-4 | 94 | | | | |
| 5-1-5 | 95 | | | | |
| 5-1-6 | 96 | | | | |
| 5-1-7 | 97 | | | | |

SHOREHAM DECOMMISSIONING PROJECT
Termination Survey Data Report

FORM CODE
SU029

Alpha Survey Results

Survey Unit ID. :SU029
Name: TURBINE

Building :SU

Name:

Survey date 02/08/93

| Instrument Type | | Alpha | | Smear Ctr. | |
|-----------------|-------|-------------|------------|-----------------|------------|
| | | total alpha | | removable alpha | |
| Block ID | point | gcpm | dpm/100cm2 | gcpm | dpm/100cm2 |
| 5-1-8 | 98 | | | | |
| 5-1-9 | 99 | | | | |
| 5-1-10 | 100 | | | 0.50 | 2 |
| 5-1-11 | 101 | | | | |
| 5-1-12 | 102 | | | | |
| 5-1-13 | 103 | | | | |
| 5-1-14 | 104 | | | | |
| 5-1-15 | 105 | | | | |
| 5-1-16 | 106 | | | | |
| 5-1-17 | 107 | | | | |
| 5-1-18 | 108 | | | | |
| 5-1-19 | 109 | | | | |
| 5-1-20 | 110 | | | | |
| 38-1-31 | 1059 | | | | |
| 38-1-32 | 1060 | | | | |
| 38-1-33 | 1061 | | | | |
| 38-1-34 | 1062 | | | | |
| 38-1-35 | 1063 | | | | |
| 38-1-36 | 1064 | | | | |
| 38-1-37 | 1065 | | | | |
| 38-1-38 | 1066 | | | | |
| 38-1-39 | 1067 | | | | |
| 38-1-40 | 1068 | | | | |
| 38-1-41 | 1069 | | | | |
| 38-1-42 | 1070 | | | | |
| 38-1-43 | 1071 | | | | |
| 38-1-44 | 1072 | | | | |
| 38-1-45 | 1073 | | | | |
| 38-1-46 | 1074 | | | 0.00 | -0 |
| 38-1-47 | 1075 | | | | |
| 38-1-48 | 1076 | | | | |
| 38-1-49 | 1077 | | | | |
| 38-1-50 | 1078 | | | | |

Page No. 30
Date: 02/22/93

SHOREHAM DECOMMISSIONING PROJECT
Termination Survey Data Report

FORM CODE
SU029

Alpha Survey Results

Survey Unit ID: SU029
Name: TURBINE

Building : SU

Survey date 02/08/93

Name:

| Instrument Type | | Alpha | | Smear Ctr. | |
|-----------------|-------|-------------|------------|-----------------|------------|
| | | total alpha | | removable alpha | |
| Block ID | point | gcpm | dpm/100cm2 | gcpm | dpm/100cm2 |
| 38-1-51 | 1079 | | | | |
| 38-1-52 | 1080 | | | | |
| 39-1-1 | 1133 | | | | |
| 39-1-2 | 1134 | | | | |
| 39-1-3 | 1135 | | | | |
| 39-1-4 | 1136 | | | | |
| 39-1-5 | 1137 | | | | |
| 39-1-6 | 1138 | | | | |
| 39-1-7 | 1139 | | | | |
| 39-1-8 | 1140 | | | | |
| 39-1-9 | 1141 | | | | |
| 39-1-10 | 1142 | | | | |
| 39-1-11 | 1143 | | | | |
| 39-1-12 | 1144 | | | | |
| 39-1-13 | 1145 | | | | |
| 39-1-14 | 1146 | | | 0.00 | -0 |
| 39-1-15 | 1147 | | | | |
| 39-1-16 | 1148 | | | | |
| 39-1-17 | 1149 | | | | |
| 39-1-18 | 1150 | | | | |
| 39-1-19 | 1151 | | | | |
| 39-1-20 | 1152 | | | | |
| 39-1-21 | 1153 | | | | |
| 39-1-22 | 1154 | | | | |
| 39-1-23 | 1155 | | | | |
| 39-1-24 | 1156 | | | | |
| 39-1-25 | 1157 | | | | |
| 39-1-26 | 1158 | | | | |
| 39-1-27 | 1159 | | | | |
| 39-1-28 | 1160 | | | | |
| 39-1-29 | 1161 | | | | |
| 39-1-30 | 1162 | | | | |
| 39-1-31 | 1163 | | | | |

SHOREHAM DECOMMISSIONING PROJECT
Termination Survey Data Report

FORM CODE
SU029

Alpha Survey Results

Survey Unit ID. :SU029
Name:TURBINE

Building :SU

Name:

Survey date 02/08/93

| Instrument Type | | Alpha | | Smear Ctr. | |
|-----------------|-------|-------------|------------|-----------------|------------|
| | | total alpha | | removable alpha | |
| Block ID | point | gcpm | dpm/100cm2 | gcpm | dpm/100cm2 |
| 39-1-32 | 1164 | | | | |
| 39-1-33 | 1165 | | | | |
| 39-1-34 | 1166 | | | | |
| 39-1-35 | 1167 | | | | |
| 39-1-36 | 1168 | | | | |
| 39-1-37 | 1169 | | | | |
| 39-1-38 | 1170 | | | | |
| 39-1-39 | 1171 | | | | |
| 39-1-40 | 1172 | | | | |
| 39-1-41 | 1173 | | | | |
| 39-1-42 | 1174 | | | | |
| 39-1-43 | 1175 | | | | |
| 39-1-44 | 1176 | | | | |
| 39-1-45 | 1177 | | | | |
| 39-1-46 | 1178 | | | | |
| 39-1-47 | 1179 | | | | |
| 39-1-48 | 1180 | | | | |
| 39-1-49 | 1181 | | | | |
| 39-1-50 | 1182 | | | | |
| 39-1-51 | 1183 | | | | |
| 39-1-52 | 1184 | | | | |
| 40-1-1 | 1237 | | | | |
| 40-1-2 | 1238 | | | | |
| 40-1-3 | 1239 | | | | |
| 40-1-4 | 1240 | | | 1.00 | 3 |
| 40-1-5 | 1241 | | | | |
| 40-1-6 | 1242 | | | | |
| 40-1-7 | 1243 | | | | |
| 40-1-8 | 1244 | | | | |
| 40-1-9 | 1245 | | | | |
| 40-1-10 | 1246 | | | | |
| 40-1-11 | 1247 | | | | |
| 40-1-12 | 1248 | | | | |

SHOREHAM DECOMMISSIONING PROJECT
Termination Survey Data Report

FORM CODE
SU029

Alpha Survey Results

Survey Unit ID. :SU029
Name: TURBINE

Building :SU

Name:

Survey date 02/08/93

| Instrument Type | | Alpha | | Smear Ctr. | |
|-----------------|-------|-------------|------------|-----------------|------------|
| | | total alpha | | removable alpha | |
| Block ID | point | gcpm | dpm/100cm2 | gcpm | dpm/100cm2 |
| 40-1-13 | 1249 | | | | |
| 40-1-14 | 1250 | | | | |
| 40-1-15 | 1251 | | | | |
| 40-1-16 | 1252 | | | | |
| 40-1-17 | 1253 | | | | |
| 40-1-18 | 1254 | | | | |
| 40-1-19 | 1255 | | | | |
| 40-1-20 | 1256 | | | | |
| 40-1-21 | 1257 | | | | |
| 40-1-22 | 1258 | | | 0.00 | -0 |
| 40-1-23 | 1259 | | | | |
| 40-1-24 | 1260 | | | | |
| 40-1-25 | 1261 | | | | |
| 40-1-26 | 1262 | | | | |
| 40-1-27 | 1263 | | | | |
| 40-1-28 | 1264 | | | | |
| 40-1-29 | 1265 | | | | |
| 40-1-30 | 1266 | | | | |
| 40-1-31 | 1267 | | | | |
| 40-1-32 | 1268 | | | | |
| 40-1-33 | 1269 | | | | |
| 40-1-34 | 1270 | | | | |
| 40-1-35 | 1271 | | | | |
| 40-1-36 | 1272 | | | | |
| 40-1-37 | 1273 | | | | |
| 40-1-38 | 1274 | | | | |
| 40-1-39 | 1275 | | | | |
| 40-1-40 | 1276 | | | | |
| 40-1-41 | 1277 | | | | |
| 40-1-42 | 1278 | | | | |
| 40-1-43 | 1279 | | | | |
| 40-1-44 | 1280 | | | | |
| 40-1-45 | 1281 | | | 0.00 | -0 |

SHOREHAM DECOMMISSIONING PROJECT
Termination Survey Data Report

FORM CODE
SU029

Alpha Survey Results

Survey Unit ID. :SU029
Name: TURBINE

Building :SU

Survey date 02/08/93

Name:

| Instrument Type | | Alpha | | Smear Ctr. | |
|-----------------|-------|-------------|------------|-----------------|------------|
| | | total alpha | | removable alpha | |
| Block ID | point | gcps | dpm/100cm2 | gcps | dpm/100cm2 |
| 40-1-46 | 1282 | | | | |
| 40-1-47 | 1283 | | | | |
| 40-1-48 | 1284 | | | | |
| 40-1-49 | 1285 | | | | |
| 40-1-50 | 1286 | | | | |
| 40-1-51 | 1287 | | | | |
| 40-1-52 | 1288 | | | | |
| 41-1-1 | 1341 | | | 0.00 | -0 |
| 41-1-2 | 1342 | | | | |
| 41-1-3 | 1343 | | | | |
| 41-1-4 | 1344 | | | | |
| 41-1-5 | 1345 | | | | |
| 41-1-6 | 1346 | | | | |
| 41-1-7 | 1347 | | | | |
| 41-1-8 | 1348 | | | | |
| 41-1-9 | 1349 | | | | |
| 41-1-10 | 1350 | | | | |
| 41-1-11 | 1351 | | | | |
| 41-1-12 | 1352 | | | | |
| 41-1-13 | 1353 | | | | |
| 41-1-14 | 1354 | | | | |
| 41-1-15 | 1355 | | | | |
| 41-1-16 | 1356 | | | | |
| 41-1-17 | 1357 | | | | |
| 41-1-18 | 1358 | | | | |
| 41-1-19 | 1359 | | | | |
| 41-1-20 | 1360 | | | | |
| 41-1-21 | 1361 | | | | |
| 41-1-22 | 1362 | | | | |
| 41-1-23 | 1363 | | | | |
| 41-1-24 | 1364 | | | | |
| 41-1-25 | 1365 | | | | |
| 41-1-26 | 1366 | | | | |

page No. 34
Date: 02/22/93

SHOREHAM DECOMMISSIONING PROJECT
Termination Survey Data Report

FORM CODE
SU029

Alpha Survey Results

Survey Unit ID: SU029
Name: TURBINE

Building: SU

Name:

Survey date 02/08/93

| Instrument Type | | Alpha | | Smear Ctr. | |
|-----------------|-------|-------------|------------|-----------------|------------|
| | | total alpha | | removable alpha | |
| Block ID | point | gcpm | dpm/100cm2 | gcpm | dpm/100cm2 |
| 41-1-27 | 1367 | | | | |
| 41-1-28 | 1368 | | | | |
| 41-1-29 | 1369 | | | | |
| 41-1-30 | 1370 | | | | |
| 41-1-31 | 1371 | | | | |
| 41-1-32 | 1372 | | | | |
| 41-1-33 | 1373 | | | | |
| 41-1-34 | 1374 | | | | |
| 41-1-35 | 1375 | | | | |
| 41-1-36 | 1376 | | | | |
| 41-1-37 | 1377 | | | | |
| 41-1-38 | 1378 | | | | |
| 41-1-39 | 1379 | | | | |
| 41-1-40 | 1380 | | | | |
| 41-1-41 | 1381 | | | | |
| 41-1-42 | 1382 | | | | |
| 41-1-43 | 1383 | | | | |
| 41-1-44 | 1384 | | | | |
| 41-1-45 | 1385 | | | | |
| 41-1-46 | 1386 | | | | |
| 41-1-47 | 1387 | | | | |
| 41-1-48 | 1388 | | | | |
| 41-1-49 | 1389 | | | | |
| 41-1-50 | 1390 | | | | |
| 41-1-51 | 1391 | | | | |
| 41-1-52 | 1392 | | | | |
| 42-1-1 | 1445 | | | | |
| 42-1-2 | 1446 | | | | |
| 42-1-3 | 1447 | | | | |
| 42-1-4 | 1448 | | | | |
| 42-1-5 | 1449 | | | | |
| 42-1-6 | 1450 | | | | |
| 42-1-7 | 1451 | | | | |

SHOREHAM DECOMMISSIONING PROJECT
Termination Survey Data Report

FORM CODE
SU029

Alpha Survey Results

Survey Unit ID. :SU029
Name: TURBINE

Building :SU

Name:

Survey date 02/08/93

| Instrument Type | | Alpha | | Smear Ctr. | |
|-----------------|-------|-------------|------------|-----------------|------------|
| | | total alpha | | removable alpha | |
| Block ID | point | gcpm | dpm/100cm2 | gcpm | dpm/100cm2 |
| 42-1-8 | 1452 | | | | |
| 42-1-9 | 1453 | | | | |
| 42-1-10 | 1454 | | | 0.00 | -0 |
| 42-1-11 | 1455 | | | | |
| 42-1-12 | 1456 | | | | |
| 42-1-13 | 1457 | | | | |
| 42-1-14 | 1458 | | | | |
| 42-1-15 | 1459 | | | | |
| 42-1-16 | 1460 | | | | |
| 42-1-17 | 1461 | | | | |
| 42-1-18 | 1462 | | | | |
| 42-1-19 | 1463 | | | | |
| 42-1-20 | 1464 | | | | |
| 42-1-21 | 1465 | | | | |
| 42-1-22 | 1466 | | | | |
| 42-1-23 | 1467 | | | | |
| 42-1-24 | 1468 | | | | |
| 42-1-25 | 1469 | | | | |
| 42-1-26 | 1470 | | | | |
| 42-1-27 | 1471 | | | | |
| 42-1-28 | 1472 | | | | |
| 42-1-29 | 1473 | | | | |
| 42-1-30 | 1474 | | | | |
| 42-1-31 | 1475 | | | 1.00 | 3 |
| 42-1-32 | 1476 | | | | |
| 42-1-33 | 1477 | | | | |
| 42-1-34 | 1478 | | | | |
| 42-1-35 | 1479 | | | | |
| 42-1-36 | 1480 | | | | |
| 42-1-37 | 1481 | | | | |
| 42-1-38 | 1482 | | | | |
| 42-1-39 | 1483 | | | | |
| 42-1-40 | 1484 | | | | |

SHOREHAM DECOMMISSIONING PROJECT
Termination Survey Data Report

FORM CODE
SU029

Alpha Survey Results

Survey Unit ID. :SU029
Name:TURBINE

Building :SU

Name:

Survey date 02/08/93

| Instrument Type | | Alpha | | Smear Ctr. | |
|-----------------|-------|-------------|------------|-----------------|------------|
| | | total alpha | | removable alpha | |
| Block ID | point | gcpm | dpm/100cm2 | gcpm | dpm/100cm2 |
| 42-1-41 | 1485 | | | | |
| 42-1-42 | 1486 | | | | |
| 42-1-43 | 1487 | | | | |
| 42-1-44 | 1488 | | | | |
| 42-1-45 | 1489 | | | | |
| 42-1-46 | 1490 | | | | |
| 42-1-47 | 1491 | | | | |
| 42-1-48 | 1492 | | | | |
| 42-1-49 | 1493 | | | | |
| 42-1-50 | 1494 | | | | |
| 42-1-51 | 1495 | | | | |
| 42-1-52 | 1496 | | | | |
| 43-1-1 | 1549 | | | | |
| 43-1-2 | 1550 | | | | |
| 43-1-3 | 1551 | | | | |
| 43-1-4 | 1552 | | | | |
| 43-1-5 | 1553 | | | | |
| 43-1-6 | 1554 | | | | |
| 43-1-7 | 1555 | | | | |
| 43-1-8 | 1556 | | | | |
| 43-1-9 | 1557 | | | | |
| 43-1-10 | 1558 | | | | |
| 43-1-11 | 1559 | | | | |
| 43-1-12 | 1560 | | | | |
| 43-1-13 | 1561 | | | | |
| 43-1-14 | 1562 | | | | |
| 43-1-15 | 1563 | | | | |
| 43-1-16 | 1564 | | | 0.00 | -0 |
| 43-1-17 | 1565 | | | | |
| 43-1-18 | 1566 | | | | |
| 43-1-19 | 1567 | | | | |
| 43-1-20 | 1568 | | | | |
| 43-1-21 | 1569 | | | | |

SHOREHAM DECOMMISSIONING PROJECT
Termination Survey Data Report

FORM CODE
SU029

Alpha Survey Results

Survey Unit ID. :SU029
Name: TURBINE

Building :SU

Name:

Survey date 02/08/93

| Instrument Type | | Alpha | | Smear Ctr. | |
|-----------------|-------|-------------|------------|-----------------|------------|
| | | total alpha | | removable alpha | |
| Block ID | point | gcpm | dpm/100cm2 | gcpm | dpm/100cm2 |
| 43-1-22 | 1570 | | | | |
| 43-1-23 | 1571 | | | | |
| 43-1-24 | 1572 | | | | |
| 43-1-25 | 1573 | | | | |
| 43-1-26 | 1574 | | | | |
| 43-1-27 | 1575 | | | | |
| 43-1-28 | 1576 | | | | |
| 43-1-29 | 1577 | | | 0.00 | -0 |
| 43-1-30 | 1578 | | | | |
| 6-1-1 | 111 | | | | |
| 6-1-2 | 112 | | | | |
| 6-1-3 | 113 | | | 0.00 | -1 |
| 6-1-4 | 114 | | | | |
| 6-1-5 | 115 | | | | |
| 6-1-6 | 116 | | | | |
| 6-1-7 | 117 | | | | |
| 6-1-8 | 118 | | | | |
| 1-9 | 119 | | | | |
| 1-10 | 120 | | | | |
| 1-11 | 121 | | | | |
| 1-12 | 122 | | | | |
| 6-1-13 | 123 | | | | |
| 6-1-14 | 124 | | | | |
| 6-1-15 | 125 | | | | |
| 6-1-16 | 126 | | | | |
| 6-1-17 | 127 | | | | |
| 6-1-18 | 128 | | | | |
| 6-1-19 | 129 | | | | |
| 6-1-20 | 130 | | | | |
| 43-1-31 | 1579 | | | | |
| 43-1-32 | 1580 | | | | |
| 43-1-33 | 1581 | | | | |
| 43-1-34 | 1582 | | | | |

page No. 38
Date: 02/22/93

SHOREHAM DECOMMISSIONING PROJECT
Termination Survey Data Report

FORM CODE
SU029

Alpha Survey Results

Survey Unit ID. :SU029
Name: TURBINE

Building :SU

Name:

Survey date 02/08/93

| Instrument Type | | Alpha | | Smear Ctr. | |
|-----------------|-------|-------------|------------|-----------------|------------|
| | | total alpha | | removable alpha | |
| Block ID | point | gcpm | dpm/100cm2 | gcpm | dpm/100cm2 |
| 43-1-35 | 1583 | | | | |
| 43-1-36 | 1584 | | | | |
| 43-1-37 | 1585 | | | | |
| 43-1-38 | 1586 | | | | |
| 43-1-39 | 1587 | | | | |
| 43-1-40 | 1588 | | | | |
| 43-1-41 | 1589 | | | | |
| 43-1-42 | 1590 | | | | |
| 43-1-43 | 1591 | | | | |
| 43-1-44 | 1592 | | | | |
| 43-1-45 | 1593 | | | | |
| 43-1-46 | 1594 | | | | |
| 43-1-47 | 1595 | | | 0.50 | 3 |
| 43-1-48 | 1596 | | | | |
| 43-1-49 | 1597 | | | | |
| 43-1-50 | 1598 | | | | |
| 43-1-51 | 1599 | | | | |
| 43-1-52 | 1600 | | | | |
| 44-1-1 | 1653 | | | | |
| 44-1-2 | 1654 | | | | |
| 44-1-3 | 1655 | | | | |
| 44-1-4 | 1656 | | | | |
| 44-1-5 | 1657 | | | | |
| 44-1-6 | 1658 | | | | |
| 44-1-7 | 1659 | | | | |
| 44-1-8 | 1660 | | | | |
| 44-1-9 | 1661 | | | | |
| 44-1-10 | 1662 | | | | |
| 44-1-11 | 1663 | | | 0.00 | -0 |
| 44-1-12 | 1664 | | | | |
| 44-1-13 | 1665 | | | | |
| 44-1-14 | 1666 | | | | |
| 44-1-15 | 1667 | | | | |

SHOREHAM DECOMMISSIONING PROJECT
Termination Survey Data Report

FORM CODE
SU029

Alpha Survey Results

Survey Unit ID. :SU029
Name: TURBINE

Building :SU

Name:

Survey date 02/08/93

| Instrument Type | | Alpha | | Smear Ctr. | |
|-----------------|-------|-------------|------------|-----------------|------------|
| | | total alpha | | removable alpha | |
| Block ID | point | gcpm | dpm/100cm2 | gcpm | dpm/100cm2 |
| 44-1-16 | 1668 | | | | |
| 44-1-17 | 1669 | | | | |
| 44-1-18 | 1670 | | | | |
| 44-1-19 | 1671 | | | | |
| 44-1-20 | 1672 | | | | |
| 44-1-21 | 1673 | | | | |
| 44-1-22 | 1674 | | | | |
| 44-1-23 | 1675 | | | | |
| 44-1-24 | 1676 | | | | |
| 44-1-25 | 1677 | | | | |
| 44-1-26 | 1678 | | | | |
| 44-1-27 | 1679 | | | | |
| 44-1-28 | 1680 | | | | |
| 44-1-29 | 1681 | | | | |
| 44-1-30 | 1682 | | | | |
| 44-1-31 | 1683 | | | | |
| 44-1-32 | 1684 | | | | |
| 44-1-33 | 1685 | | | | |
| 44-1-34 | 1686 | | | | |
| 44-1-35 | 1687 | | | | |
| 44-1-36 | 1688 | | | | |
| 44-1-37 | 1689 | | | | |
| 44-1-38 | 1690 | | | | |
| 44-1-39 | 1691 | | | | |
| 44-1-40 | 1692 | | | | |
| 44-1-41 | 1693 | | | | |
| 44-1-42 | 1694 | | | | |
| 44-1-43 | 1695 | | | | |
| 44-1-44 | 1696 | | | | |
| 44-1-45 | 1697 | | | | |
| 44-1-46 | 1698 | | | | |
| 44-1-47 | 1699 | | | | |
| 44-1-48 | 1700 | | | | |

Alpha Survey Results

Survey Unit ID. :SU029
Name: TURBINE

Building :SU

Name:

Survey date 02/08/93

| Instrument Type | | Alpha | | Smear Ctr. | |
|-----------------|-------|-------------|------------|-----------------|------------|
| | | total alpha | | removable alpha | |
| Block ID | point | gcpm | dpm/100cm2 | gcpm | dpm/100cm2 |
| 44-1-49 | 1701 | | | | |
| 44-1-50 | 1702 | | | | |
| 44-1-51 | 1703 | | | | |
| 44-1-52 | 1704 | | | | |
| 45-1-1 | 1757 | | | | |
| 45-1-2 | 1758 | | | | |
| 45-1-3 | 1759 | | | | |
| 45-1-4 | 1760 | | | | |
| 45-1-5 | 1761 | | | | |
| 45-1-6 | 1762 | | | | |
| 45-1-7 | 1763 | | | | |
| 45-1-8 | 1764 | | | | |
| 45-1-9 | 1765 | | | | |
| 45-1-10 | 1766 | | | | |
| 45-1-11 | 1767 | | | | |
| 45-1-12 | 1768 | | | | |
| 45-1-13 | 1769 | | | 0.00 | -0 |
| -1-14 | 1770 | | | | |
| -1-15 | 1771 | | | | |
| -1-16 | 1772 | | | | |
| -1-17 | 1773 | | | | |
| 45-1-18 | 1774 | | | | |
| 45-1-19 | 1775 | | | | |
| 45-1-20 | 1776 | | | | |
| 45-1-21 | 1777 | | | | |
| 45-1-22 | 1778 | | | | |
| 45-1-23 | 1779 | | | 0.00 | -0 |
| 45-1-24 | 1780 | | | | |
| 45-1-25 | 1781 | | | | |
| 45-1-26 | 1782 | | | | |
| 45-1-27 | 1783 | | | 0.00 | -0 |
| 45-1-28 | 1784 | | | | |
| 45-1-29 | 1785 | | | | |

page No. 41
Date: 02/22/93

SHOREHAM DECOMMISSIONING PROJECT
Termination Survey Data Report

FORM CODE
SU029

Alpha Survey Results

Survey Unit ID. :SU029
Name: TURBINE

Building :SU

Name:

Survey date 02/08/93

| Instrument Type | | Alpha | | Smear Ctr. | |
|-----------------|-------|-------------|------------|-----------------|------------|
| | | total alpha | | removable alpha | |
| Block ID | point | gcpm | dpm/100cm2 | gcpm | dpm/100cm2 |
| 45-1-30 | 1786 | | | | |
| 45-1-31 | 1787 | | | | |
| 45-1-32 | 1788 | | | | |
| 45-1-33 | 1789 | | | | |
| 45-1-34 | 1790 | | | | |
| 45-1-35 | 1791 | | | | |
| 45-1-36 | 1792 | | | | |
| 45-1-37 | 1793 | | | | |
| 45-1-38 | 1794 | | | | |
| 45-1-39 | 1795 | | | | |
| 45-1-40 | 1796 | | | | |
| 45-1-41 | 1797 | | | | |
| 45-1-42 | 1798 | | | | |
| 45-1-43 | 1799 | | | | |
| 45-1-44 | 1800 | | | | |
| 45-1-45 | 1801 | | | | |
| 45-1-46 | 1802 | | | | |
| 45-1-47 | 1803 | | | 0.00 | -0 |
| 45-1-48 | 1804 | | | | |
| 45-1-49 | 1805 | | | | |
| 45-1-50 | 1806 | | | | |
| 45-1-51 | 1807 | | | | |
| 45-1-52 | 1808 | | | | |
| 46-1-1 | 1861 | | | | |
| 46-1-2 | 1862 | | | | |
| 46-1-3 | 1863 | | | | |
| 46-1-4 | 1864 | | | | |
| 46-1-5 | 1865 | | | | |
| 46-1-6 | 1866 | | | | |
| 46-1-7 | 1867 | | | | |
| 46-1-8 | 1868 | | | | |
| 46-1-9 | 1869 | | | | |
| 46-1-10 | 1870 | | | | |

SHOREHAM DECOMMISSIONING PROJECT
Termination Survey Data Report

FORM CODE
SU029

Alpha Survey Results

Survey Unit ID: SU029
Name: TURBINE

Building: SU

Name:

Survey date 02/08/93

| Instrument Type | | Alpha | | Smear Ctr. | |
|-----------------|-------|-------------|------------|-----------------|------------|
| | | total alpha | | removable alpha | |
| Block ID | point | gcpm | dpm/100cm2 | gcpm | dpm/100cm2 |
| 46-1-11 | 1871 | | | | |
| 46-1-12 | 1872 | | | | |
| 46-1-13 | 1873 | | | | |
| 46-1-14 | 1874 | | | | |
| 46-1-15 | 1875 | | | | |
| 46-1-16 | 1876 | | | | |
| 46-1-17 | 1877 | | | 0.00 | -0 |
| 46-1-18 | 1878 | | | | |
| 46-1-19 | 1879 | | | | |
| 46-1-20 | 1880 | | | | |
| 46-1-21 | 1881 | | | | |
| 46-1-22 | 1882 | | | | |
| 46-1-23 | 1883 | | | | |
| 46-1-24 | 1884 | | | | |
| 46-1-25 | 1885 | | | | |
| 46-1-26 | 1886 | | | | |
| 46-1-27 | 1887 | | | | |
| 6-1-28 | 1888 | | | | |
| 6-1-29 | 1889 | | | | |
| 6-1-30 | 1890 | | | | |
| 46-1-31 | 1891 | | | | |
| 46-1-32 | 1892 | | | | |
| 46-1-33 | 1893 | | | | |
| 46-1-34 | 1894 | | | | |
| 46-1-35 | 1895 | | | | |
| 46-1-36 | 1896 | | | | |
| 46-1-37 | 1897 | | | | |
| 46-1-38 | 1898 | | | | |
| 46-1-39 | 1899 | | | | |
| 46-1-40 | 1900 | | | | |
| 46-1-41 | 1901 | | | | |
| 46-1-42 | 1902 | | | | |
| 46-1-43 | 1903 | | | | |

SHOREHAM DECOMMISSIONING PROJECT
Termination Survey Data Report

FORM CODE
SU029

Alpha Survey Results

Survey Unit ID. :SU029
Name: TURBINE

Building :SU

Name:

Survey date 02/08/93

| Instrument Type | | Alpha | | Smear Ctr. | |
|-----------------|-------|-------------|------------|-----------------|------------|
| | | total alpha | | removable alpha | |
| Block ID | point | gcpm | dpm/100cm2 | gcpm | dpm/100cm2 |
| 46-1-44 | 1904 | | | | |
| 46-1-45 | 1905 | | | | |
| 46-1-46 | 1906 | | | | |
| 46-1-47 | 1907 | | | | |
| 46-1-48 | 1908 | | | | |
| 46-1-49 | 1909 | | | | |
| 46-1-50 | 1910 | | | | |
| 46-1-51 | 1911 | | | | |
| 46-1-52 | 1912 | | | | |
| 46-2-1 | 1913 | | | | |
| 46-2-2 | 1914 | | | | |
| 46-2-3 | 1915 | | | | |
| 46-2-4 | 1916 | | | | |
| 46-2-5 | 1917 | | | | |
| 46-2-6 | 1918 | | | 0.00 | -0 |
| 46-2-7 | 1919 | | | | |
| 46-2-8 | 1920 | | | | |
| 46-2-9 | 1921 | | | | |
| 46-2-10 | 1922 | | | | |
| 46-2-11 | 1923 | | | | |
| 46-2-12 | 1924 | | | | |
| 46-2-13 | 1925 | | | | |
| 46-2-14 | 1926 | | | | |
| 46-2-15 | 1927 | | | | |
| 46-2-16 | 1928 | | | | |
| 46-2-17 | 1929 | | | | |
| 46-2-18 | 1930 | | | | |
| 46-2-19 | 1931 | | | | |
| 46-2-20 | 1932 | | | | |
| 46-2-21 | 1933 | | | | |
| 46-2-22 | 1934 | | | | |
| 46-2-23 | 1935 | | | | |
| 46-2-24 | 1936 | | | | |

SHOREHAM DECOMMISSIONING PROJECT
Termination Survey Data Report

FORM CODE
SU029

Alpha Survey Results

Survey Unit ID. :SU029
Name: TURBINE

Building :SU
Name:

Survey date 02/08/93

| Instrument Type | | Alpha | | Smear Ctr. | |
|-----------------|-------|-------------|------------|-----------------|------------|
| | | total alpha | | removable alpha | |
| Block ID | point | gcpm | dpm/100cm2 | gcpm | dpm/100cm2 |
| 46-2-25 | 1937 | | | | |
| 46-2-26 | 1938 | | | | |
| 46-2-27 | 1939 | | | | |
| 46-2-28 | 1940 | | | | |
| 46-2-29 | 1941 | | | | |
| 46-2-30 | 1942 | | | | |
| 46-2-31 | 1943 | | | | |
| 46-2-32 | 1944 | | | | |
| 46-2-33 | 1945 | | | | |
| 46-2-34 | 1946 | | | | |
| 46-2-35 | 1947 | | | | |
| 46-2-36 | 1948 | | | | |
| 46-2-37 | 1949 | | | | |
| 46-2-38 | 1950 | | | | |
| 46-2-39 | 1951 | | | | |
| 46-2-40 | 1952 | | | | |
| 46-2-41 | 1953 | | | | |
| 5-2-42 | 1954 | | | | |
| 5-2-43 | 1955 | | | | |
| 5-2-44 | 1956 | | | | |
| 46-2-45 | 1957 | | | | |
| 46-2-46 | 1958 | | | | |
| 46-2-47 | 1959 | | | | |
| 46-2-48 | 1960 | | | | |
| 46-2-49 | 1961 | | | | |
| 46-2-50 | 1962 | | | | |
| 46-2-51 | 1963 | | | | |
| 46-2-52 | 1964 | | | | |
| 47-1-1 | 1965 | | | | |
| 47-1-2 | 1966 | | | | |
| 47-1-3 | 1967 | | | | |
| 47-1-4 | 1968 | | | | |
| 47-1-5 | 1969 | | | | |

page No. 45
Date: 02/22/93

SHOREHAM DECOMMISSIONING PROJECT
Termination Survey Data Report

FORM CODE
SU029

Alpha Survey Results

Survey Unit ID. :SU029
Name: TURBINE

Building :SU

Name:

Survey date 02/08/93

| Instrument Type | | Alpha | | Smear Ctr. | |
|-----------------|-------|-------------|------------|-----------------|------------|
| | | total alpha | | removable alpha | |
| Block ID | point | gcpm | dpm/100cm2 | gcpm | dpm/100cm2 |
| 47-1-6 | 1970 | | | | |
| 47-1-7 | 1971 | | | | |
| 47-1-8 | 1972 | | | | |
| 47-1-9 | 1973 | | | | |
| 47-1-10 | 1974 | | | | |
| 47-1-11 | 1975 | | | 0.00 | -0 |
| 47-1-12 | 1976 | | | | |
| 47-1-13 | 1977 | | | | |
| 47-1-14 | 1978 | | | | |
| 47-1-15 | 1979 | | | | |
| 47-1-16 | 1980 | | | | |
| 47-1-17 | 1981 | | | | |
| 47-1-18 | 1982 | | | | |
| 47-1-19 | 1983 | | | | |
| 47-1-20 | 1984 | | | | |
| 47-1-21 | 1985 | | | | |
| 47-1-22 | 1986 | | | | |
| 47-1-23 | 1987 | | | | |
| 47-1-24 | 1988 | | | | |
| 47-1-25 | 1989 | | | | |
| 47-1-26 | 1990 | | | | |
| 47-1-27 | 1991 | | | | |
| 47-1-28 | 1992 | | | 0.00 | -0 |
| 47-1-29 | 1993 | | | | |
| 47-1-30 | 1994 | | | | |
| 7-1-1 | 131 | | | 0.00 | -0 |
| 7-1-2 | 132 | | | | |
| 7-1-3 | 133 | | | | |
| 7-1-4 | 134 | | | | |
| 7-1-5 | 135 | | | | |
| 7-1-6 | 136 | | | | |
| 7-1-7 | 137 | | | | |
| 7-1-8 | 138 | | | | |

SHOREHAM DECOMMISSIONING PROJECT
Termination Survey Data Report

FORM CODE
SU029

Alpha Survey Results

Survey Unit ID: SU029
Name: TURBINE

Building: SU

Name:

Survey date 02/08/93

| Instrument Type | | Alpha | | Smear Ctr. | |
|-----------------|-------|-------------|------------|-----------------|------------|
| | | total alpha | | removable alpha | |
| Block ID | point | gcpm | dpm/100cm2 | gcpm | dpm/100cm2 |
| 7-1-9 | 139 | | | | |
| 7-1-10 | 140 | | | | |
| 7-1-11 | 141 | | | | |
| 7-1-12 | 142 | | | | |
| 7-1-13 | 143 | | | | |
| 7-1-14 | 144 | | | | |
| 7-1-15 | 145 | | | | |
| 7-1-16 | 146 | | | | |
| 7-1-17 | 147 | | | | |
| 7-1-18 | 148 | | | | |
| 7-1-19 | 149 | | | | |
| 7-1-20 | 150 | | | | |
| 47-1-31 | 1995 | | | | |
| 47-1-32 | 1996 | | | | |
| 47-1-33 | 1997 | | | | |
| 47-1-34 | 1998 | | | | |
| 47-1-35 | 1999 | | | | |
| -1-36 | 2000 | | | | |
| -1-37 | 2001 | | | | |
| -1-38 | 2002 | | | | |
| 47-1-39 | 2003 | | | | |
| 47-1-40 | 2004 | | | | |
| 47-1-41 | 2005 | | | | |
| 47-1-42 | 2006 | | | | |
| 47-1-43 | 2007 | | | 0.00 | -0 |
| 47-1-44 | 2008 | | | | |
| 47-1-45 | 2009 | | | | |
| 47-1-46 | 2010 | | | | |
| 47-1-47 | 2011 | | | | |
| 47-1-48 | 2012 | | | | |
| 47-1-49 | 2013 | | | | |
| 47-1-50 | 2014 | | | | |
| 47-1-51 | 2015 | | | | |

page No. 47
Date: 02/22/93

SHOREHAM DECOMMISSIONING PROJECT
Termination Survey Data Report

FORM CODE
SU029

Alpha Survey Results

Survey Unit ID. :SU029
Name: TURBINE

Building :SU

Name:

Survey date 02/08/93

| Instrument Type | | Alpha | | Smear Ctr. | |
|-----------------|-------|-------------|------------|-----------------|------------|
| | | total alpha | | removable alpha | |
| Block ID | point | gcpm | dpm/100cm2 | gcpm | dpm/100cm2 |
| 47-1-52 | 2016 | | | | |
| 47-2-1 | 2017 | | | | |
| 47-2-2 | 2018 | | | | |
| 47-2-3 | 2019 | | | | |
| 47-2-4 | 2020 | | | | |
| 47-2-5 | 2021 | | | | |
| 47-2-6 | 2022 | | | | |
| 47-2-7 | 2023 | | | | |
| 47-2-8 | 2024 | | | | |
| 47-2-9 | 2025 | | | | |
| 47-2-10 | 2026 | | | | |
| 47-2-11 | 2027 | | | | |
| 47-2-12 | 2028 | | | | |
| 47-2-13 | 2029 | | | | |
| 47-2-14 | 2030 | | | | |
| 47-2-15 | 2031 | | | | |
| 47-2-16 | 2032 | | | | |
| 7-2-17 | 2033 | | | | |
| 7-2-18 | 2034 | | | | |
| 7-2-19 | 2035 | | | | |
| 47-2-20 | 2036 | | | 0.00 | -0 |
| 47-2-21 | 2037 | | | | |
| 47-2-22 | 2038 | | | | |
| 47-2-23 | 2039 | | | | |
| 47-2-24 | 2040 | | | | |
| 47-2-25 | 2041 | | | | |
| 47-2-26 | 2042 | | | | |
| 47-2-27 | 2043 | | | | |
| 47-2-28 | 2044 | | | | |
| 47-2-29 | 2045 | | | | |
| 47-2-30 | 2046 | | | | |
| 47-2-31 | 2047 | | | | |
| 47-2-32 | 2048 | | | | |

SHOREHAM DECOMMISSIONING PROJECT
Termination Survey Data Report

FORM CODE
SU029

Alpha Survey Results

Survey Unit ID. :SU029
Name: TURBINE

Building :SU

Name:

Survey date 02/08/93

| Instrument Type | | Alpha | | Smear Ctr. | |
|-----------------|-------|-------------|------------|-----------------|------------|
| | | total alpha | | removable alpha | |
| Block ID | point | gcpm | dpm/100cm2 | gcpm | dpm/100cm2 |
| 47-2-33 | 2049 | | | | |
| 47-2-34 | 2050 | | | | |
| 47-2-35 | 2051 | | | | |
| 47-2-36 | 2052 | | | | |
| 47-2-37 | 2053 | | | | |
| 47-2-38 | 2054 | | | | |
| 47-2-39 | 2055 | | | | |
| 47-2-40 | 2056 | | | | |
| 47-2-41 | 2057 | | | | |
| 47-2-41 | 2058 | | | | |
| 47-2-43 | 2059 | | | | |
| 47-2-44 | 2060 | | | | |
| 47-2-45 | 2061 | | | 0.00 | -0 |
| 47-2-46 | 2062 | | | | |
| 47-2-47 | 2063 | | | | |
| 47-2-48 | 2064 | | | | |
| 47-2-49 | 2065 | | | | |
| 7-2-50 | 2066 | | | | |
| 7-2-51 | 2067 | | | | |
| 7-2-52 | 2068 | | | | |
| 48-1-1 | 2069 | | | | |
| 48-1-2 | 2070 | | | | |
| 48-1-3 | 2071 | | | | |
| 48-1-4 | 2072 | | | | |
| 48-1-5 | 2073 | | | | |
| 48-1-6 | 2074 | | | | |
| 48-1-7 | 2075 | | | 0.50 | 3 |
| 48-1-8 | 2076 | | | | |
| 48-1-9 | 2077 | | | | |
| 48-1-10 | 2078 | | | | |
| 48-1-11 | 2079 | | | | |
| 48-1-12 | 2080 | | | | |
| 48-1-13 | 2081 | | | | |

SHOREHAM DECOMMISSIONING PROJECT
Termination Survey Data Report

FORM CODE
SU029

Alpha Survey Results

Survey Unit ID. :SU029
Name: TURBINE

Building :SU

Name:

Survey date 02/08/93

| Instrument Type | | Alpha | | Smear Ctr. | |
|-----------------|-------|-------------|------------|-----------------|------------|
| | | total alpha | | removable alpha | |
| Block ID | point | gcpm | dpm/100cm2 | gcpm | dpm/100cm2 |
| 48-1-14 | 2082 | | | | |
| 48-1-15 | 2083 | | | | |
| 48-1-16 | 2084 | | | | |
| 48-1-17 | 2085 | | | | |
| 48-1-18 | 2086 | | | | |
| 48-1-19 | 2087 | | | | |
| 48-1-20 | 2088 | | | | |
| 49-1-1 | 2089 | | | | |
| 49-1-2 | 2090 | | | | |
| 49-1-3 | 2091 | | | | |
| 49-1-4 | 2092 | | | | |
| 49-1-5 | 2093 | | | | |
| 49-1-6 | 2094 | | | | |
| 49-1-7 | 2095 | | | | |
| 49-1-8 | 2096 | | | | |
| 49-1-9 | 2097 | | | | |
| 49-1-10 | 2098 | | | | |
| 49-1-11 | 2099 | | | | |
| 49-1-12 | 2100 | | | | |
| 49-1-13 | 2101 | | | 0.50 | 3 |
| 49-1-14 | 2102 | | | | |
| 49-1-15 | 2103 | | | | |
| 49-1-16 | 2104 | | | | |
| 49-1-17 | 2105 | | | | |
| 49-1-18 | 2106 | | | | |
| 49-1-19 | 2107 | | | | |
| 49-1-20 | 2108 | | | | |
| 50-1-1 | 2109 | | | | |
| 50-1-2 | 2110 | | | | |
| 50-1-3 | 2111 | | | | |
| 50-1-4 | 2112 | | | | |
| 50-1-5 | 2113 | | | | |
| 50-1-6 | 2114 | | | | |

page No. 50
Date: 02/22/93

SHOREHAM DECOMMISSIONING PROJECT
Termination Survey Data Report

FORM CODE
SU029

Alpha Survey Results

Survey Unit ID: SU029
Name: TURBINE

Building: SU

Name:

Survey date 02/08/93

| Instrument Type | | Alpha | | Smear Ctr. | |
|-----------------|-------|-------------|------------|-----------------|------------|
| | | total alpha | | removable alpha | |
| Block ID | point | gcpm | dpm/100cm2 | gcpm | dpm/100cm2 |
| 50-1-7 | 2115 | | | | |
| 50-1-8 | 2116 | | | | |
| 50-1-9 | 2117 | | | | |
| 50-1-10 | 2118 | | | 0.00 | -0 |
| 50-1-11 | 2119 | | | | |
| 50-1-12 | 2120 | | | | |
| 50-1-13 | 2121 | | | | |
| 50-1-14 | 2122 | | | | |
| 50-1-15 | 2123 | | | | |
| 50-1-16 | 2124 | | | | |
| 50-1-17 | 2125 | | | | |
| 50-1-18 | 2126 | | | | |
| 50-1-19 | 2127 | | | | |
| 50-1-20 | 2128 | | | | |
| 51-1-1 | 2129 | | | | |
| 51-1-2 | 2130 | | | | |
| 51-1-3 | 2131 | | | | |
| -1-4 | 2132 | | | | |
| -1-5 | 2133 | | | | |
| -1-6 | 2134 | | | | |
| -1-7 | 2135 | | | | |
| 51-1-8 | 2136 | | | | |
| 51-1-9 | 2137 | | | | |
| 51-1-10 | 2138 | | | | |
| 51-1-11 | 2139 | | | | |
| 51-1-12 | 2140 | | | | |
| 51-1-13 | 2141 | | | | |
| 51-1-14 | 2142 | | | | |
| 51-1-15 | 2143 | | | | |
| 51-1-16 | 2144 | | | 1.00 | 3 |
| 51-1-17 | 2145 | | | | |
| 51-1-18 | 2146 | | | | |
| 51-1-19 | 2147 | | | | |

page No. 51
Date: 02/22/93

SHOREHAM DECOMMISSIONING PROJECT
Termination Survey Data Report

FORM CODE
SU029

Alpha Survey Results

Survey Unit ID. :SU029
Name: TURBINE

Building :SU

Name:

Survey date 02/08/93

| Instrument Type | | Alpha | | Smear Ctr. | |
|-----------------|-------|-------------|------------|-----------------|------------|
| | | total alpha | | removable alpha | |
| Block ID | point | gcpm | dpm/100cm2 | gcpm | dpm/100cm2 |
| 51-1-20 | 2148 | | | | |
| 52-1-1 | 2149 | | | | |
| 52-1-2 | 2150 | | | | |
| 52-1-3 | 2151 | | | | |
| 52-1-4 | 2152 | | | | |
| 52-1-5 | 2153 | | | | |
| 52-1-6 | 2154 | | | | |
| 52-1-7 | 2155 | | | | |
| 52-1-8 | 2156 | | | | |
| 52-1-9 | 2157 | | | | |
| 52-1-10 | 2158 | | | | |
| 52-1-11 | 2159 | | | | |
| 52-1-12 | 2160 | | | | |
| 52-1-13 | 2161 | | | | |
| 52-1-14 | 2162 | | | | |
| 52-1-15 | 2163 | | | | |
| 52-1-16 | 2164 | | | | |
| 52-1-17 | 2165 | | | 0.50 | 3 |
| 52-1-18 | 2166 | | | | |
| 52-1-19 | 2167 | | | | |
| 52-1-20 | 2168 | | | | |
| 53-1-1 | 2169 | | | | |
| 53-1-2 | 2170 | | | | |
| 53-1-3 | 2171 | | | 1.00 | 3 |
| 53-1-4 | 2172 | | | | |
| 53-1-5 | 2173 | | | | |
| 53-1-6 | 2174 | | | | |
| 53-1-7 | 2175 | | | | |
| 53-1-8 | 2176 | | | | |
| 53-1-9 | 2177 | | | | |
| 53-1-10 | 2178 | | | | |
| 53-1-11 | 2179 | | | | |
| 53-1-12 | 2180 | | | | |

SHOREHAM DECOMMISSIONING PROJECT
Termination Survey Data Report

FORM CODE
SU029

Alpha Survey Results

Survey Unit ID. :SU029
Name: TURBINE

Building :SU

Survey date 02/08/93

Name:

| Instrument Type | | Alpha | | Smear Ctr. | |
|-----------------|-------|-------------|------------|-----------------|------------|
| | | total alpha | | removable alpha | |
| Block ID | point | gcpm | dpm/100cm2 | gcpm | dpm/100cm2 |
| 53-1-13 | 2181 | | | | |
| 53-1-14 | 2182 | | | | |
| 53-1-15 | 2183 | | | | |
| 53-1-16 | 2184 | | | | |
| 53-1-17 | 2185 | | | | |
| 53-1-18 | 2186 | | | | |
| 53-1-19 | 2187 | | | | |
| 53-1-20 | 2188 | | | | |
| 54-1-1 | 2189 | | | | |
| 54-1-2 | 2190 | | | | |
| 54-1-3 | 2191 | | | | |
| 54-1-4 | 2192 | | | | |
| 54-1-5 | 2193 | | | | |
| 54-1-6 | 2194 | | | 0.00 | -0 |
| 54-1-7 | 2195 | | | | |
| 54-1-8 | 2196 | | | | |
| 54-1-9 | 2197 | | | | |
| -1-10 | 2198 | | | | |
| -1-11 | 2199 | | | | |
| -1-12 | 2200 | | | | |
| -1-13 | 2201 | | | | |
| 54-1-14 | 2202 | | | | |
| 54-1-15 | 2203 | | | | |
| 54-1-16 | 2204 | | | | |
| 54-1-17 | 2205 | | | | |
| 54-1-18 | 2206 | | | | |
| 54-1-19 | 2207 | | | | |
| 54-1-20 | 2208 | | | | |
| 8-1-1 | 151 | | | | |
| 8-1-2 | 152 | | | | |
| 8-1-3 | 153 | | | | |
| 8-1-4 | 154 | | | | |
| 8-1-5 | 155 | | | | |

SHOREHAM DECOMMISSIONING PROJECT
Termination Survey Data Report

FORM CODE
SU029

Alpha Survey Results

Survey Unit ID. :SU029
Name: TURBINE

Building :SU

Name:

Survey date 02/08/93

| Instrument Type | | Alpha | | Smear Ctr. | |
|-----------------|-------|-------------|------------|-----------------|------------|
| | | total alpha | | removable alpha | |
| Block ID | point | gcpm | dpm/100cm2 | gcpm | dpm/100cm2 |
| 8-1-6 | 156 | | | | |
| 8-1-7 | 157 | | | | |
| 8-1-8 | 158 | | | | |
| 8-1-9 | 159 | | | | |
| 8-1-10 | 160 | | | | |
| 8-1-11 | 161 | | | | |
| 8-1-12 | 162 | | | | |
| 8-1-13 | 163 | | | | |
| 8-1-14 | 164 | | | | |
| 8-1-15 | 165 | | | | |
| 8-1-16 | 166 | | | | |
| 8-1-17 | 167 | | | | |
| 8-1-18 | 168 | | | 0.50 | 3 |
| 8-1-19 | 169 | | | | |
| 8-1-20 | 170 | | | | |
| 55-1-1 | 2209 | | | | |
| 55-1-2 | 2210 | | | | |
| 55-1-3 | 2211 | | | | |
| 55-1-4 | 2212 | | | | |
| 55-1-5 | 2213 | | | | |
| 55-1-6 | 2214 | | | | |
| 55-1-7 | 2215 | | | | |
| 55-1-8 | 2216 | | | | |
| 55-1-9 | 2217 | | | | |
| 55-1-10 | 2218 | | | | |
| 55-1-11 | 2219 | | | | |
| 55-1-12 | 2220 | | | | |
| 55-1-13 | 2221 | | | | |
| 55-1-14 | 2222 | | | | |
| 55-1-15 | 2223 | | | | |
| 55-1-16 | 2224 | | | | |
| 55-1-17 | 2225 | | | | |
| 55-1-18 | 2226 | | | | |

SHOREHAM DECOMMISSIONING PROJECT
Termination Survey Data Report

FORM CODE
SU029

Alpha Survey Results

Survey Unit ID. :SU029
Name: TURBINE

Building :SU

Name:

Survey date 02/08/93

| Instrument Type | | Alpha | | Smear Ctr. | |
|-----------------|-------|-------------|------------|-----------------|------------|
| | | total alpha | | removable alpha | |
| Block ID | point | gcpm | dpm/100cm2 | gcpm | dpm/100cm2 |
| 55-1-19 | 2227 | | | | |
| 55-1-20 | 2228 | | | 0.00 | -0 |
| 56-1-1 | 2229 | | | 0.50 | 3 |
| 56-1-2 | 2230 | | | | |
| 56-1-3 | 2231 | | | | |
| 56-1-4 | 2232 | | | | |
| 56-1-5 | 2233 | | | | |
| 56-1-6 | 2234 | | | | |
| 56-1-7 | 2235 | | | | |
| 56-1-8 | 2236 | | | | |
| 56-1-9 | 2237 | | | | |
| 56-1-10 | 2238 | | | | |
| 56-1-11 | 2239 | | | | |
| 56-1-12 | 2240 | | | | |
| 56-1-13 | 2241 | | | | |
| 56-1-14 | 2242 | | | | |
| 56-1-15 | 2243 | | | | |
| 56-1-16 | 2244 | | | | |
| 56-1-17 | 2245 | | | | |
| 56-1-18 | 2246 | | | | |
| 56-1-19 | 2247 | | | | |
| 56-1-20 | 2248 | | | | |
| 57-1-1 | 2249 | | | | |
| 57-1-2 | 2250 | | | 0.50 | 3 |
| 57-1-3 | 2251 | | | | |
| 57-1-4 | 2252 | | | | |
| 57-1-5 | 2253 | | | | |
| 57-1-6 | 2254 | | | | |
| 57-1-7 | 2255 | | | | |
| 57-1-8 | 2256 | | | | |
| 57-1-9 | 2257 | | | | |
| 57-1-10 | 2258 | | | | |
| 57-1-11 | 2259 | | | | |

SHOREHAM DECOMMISSIONING PROJECT
Termination Survey Data Report

FORM CODE
SU029

Alpha Survey Results

Survey Unit ID. :SU029

Building : J

Survey date 02/08/93

Name: TURBINE

Name:

| Instrument Type | | Alpha | | Smear Ctr. | |
|-----------------|-------|-------------|------------|-----------------|------------|
| | | total alpha | | removable alpha | |
| Block ID | point | gcpm | dpm/100cm2 | gcpm | dpm/100cm2 |
| 57-1-12 | 2260 | | | | |
| 57-1-13 | 2261 | | | | |
| 57-1-14 | 2262 | | | | |
| 57-1-15 | 2263 | | | | |
| 57-1-16 | 2264 | | | | |
| 57-1-17 | 2265 | | | | |
| 57-1-18 | 2266 | | | | |
| 57-1-19 | 2267 | | | | |
| 57-1-20 | 2268 | | | | |
| 58-1-1 | 2269 | | | | |
| 58-1-2 | 2270 | | | | |
| 58-1-3 | 2271 | | | | |
| 58-1-4 | 2272 | | | | |
| 58-1-5 | 2273 | | | | |
| 58-1-6 | 2274 | | | | |
| 58-1-7 | 2275 | | | | |
| 58-1-8 | 2276 | | | | |
| 58-1-9 | 2277 | | | | |
| 58-1-10 | 2278 | | | | |
| 58-1-11 | 2279 | | | | |
| 58-1-12 | 2280 | | | | |
| 58-1-13 | 2281 | | | | |
| 58-1-14 | 2282 | | | | |
| 58-1-15 | 2283 | | | | |
| 58-1-16 | 2284 | | | | |
| 58-1-17 | 2285 | | | | |
| 58-1-18 | 2286 | | | | |
| 58-1-19 | 2287 | | | 0.00 | -0 |
| 58-1-20 | 2288 | | | | |
| 58-1-21 | 2289 | | | | |
| 58-1-22 | 2290 | | | | |
| 58-1-23 | 2291 | | | | |
| 58-1-24 | 2292 | | | | |

SHOREHAM DECOMMISSIONING PROJECT
Termination Survey Data Report

FORM CODE
SU029

Alpha Survey Results

Survey Unit ID. :SU029
Name: TURBINE

Building :SU

Name:

survey date 02/08/93

| Instrument Type | | Alpha | | Smear Ctr. | |
|-----------------|-------|-------------|------------|-----------------|------------|
| | | total alpha | | removable alpha | |
| Block ID | point | gcpm | dpm/100cm2 | gcpm | dpm/100cm2 |
| 58-1-25 | 2293 | | | | |
| 58-1-26 | 2294 | | | 0.00 | -0 |
| 58-1-27 | 2295 | | | | |
| 58-1-28 | 2296 | | | | |
| 58-1-29 | 2297 | | | | |
| 58-1-30 | 2298 | | | | |
| 38-2-1 | 1081 | | | | |
| 38-2-2 | 1082 | | | | |
| 38-2-3 | 1083 | | | | |
| 38-2-4 | 1084 | | | | |
| 38-2-5 | 1085 | | | 0.00 | -0 |
| 38-2-6 | 1086 | | | | |
| 38-2-7 | 1087 | | | | |
| 38-2-8 | 1088 | | | | |
| 38-2-9 | 1089 | | | | |
| 38-2-10 | 1090 | | | | |
| 38-2-11 | 1091 | | | | |
| 38-2-12 | 1092 | | | | |
| 38-2-13 | 1093 | | | | |
| 38-2-14 | 1094 | | | | |
| 38-2-15 | 1095 | | | | |
| 38-2-16 | 1096 | | | | |
| 38-2-17 | 1097 | | | | |
| 38-2-18 | 1098 | | | | |
| 38-2-19 | 1099 | | | | |
| 38-2-20 | 1100 | | | | |
| 38-2-21 | 1101 | | | | |
| 38-2-22 | 1102 | | | | |
| 38-2-23 | 1103 | | | | |
| 38-2-24 | 1104 | | | | |
| 38-2-25 | 1105 | | | | |
| 38-2-26 | 1106 | | | | |
| 38-2-27 | 1107 | | | | |

SHOREHAM DECOMMISSIONING PROJECT
Termination Survey Data Report

FORM CODE
SU029

Alpha Survey Results

Survey Unit ID. :SU029
Name: TURBINE

Building :SU

Name:

Survey date 02/08/93

| Instrument Type | | Alpha | | Smear Ctr. | |
|-----------------|-------|-------------|------------|-----------------|------------|
| | | total alpha | | removable alpha | |
| Block ID | point | gcpm | dpm/100cm2 | gcpm | dpm/100cm2 |
| 38-2-28 | 1108 | | | | |
| 38-2-29 | 1109 | | | | |
| 38-2-30 | 1110 | | | | |
| 38-2-31 | 1111 | | | | |
| 38-2-32 | 1112 | | | | |
| 38-2-33 | 1113 | | | | |
| 38-2-34 | 1114 | | | | |
| 38-2-35 | 1115 | | | | |
| 38-2-36 | 1116 | | | 0.10 | -0 |
| 38-2-37 | 1117 | | | | |
| 38-2-38 | 1118 | | | | |
| 38-2-39 | 1119 | | | | |
| 38-2-40 | 1120 | | | | |
| 38-2-41 | 1121 | | | | |
| 38-2-42 | 1122 | | | 0.10 | -0 |
| 38-2-43 | 1123 | | | | |
| 38-2-44 | 1124 | | | | |
| 38-2-45 | 1125 | | | | |
| 38-2-46 | 1126 | | | | |
| 38-2-47 | 1127 | | | | |
| 38-2-48 | 1128 | | | | |
| 38-2-49 | 1129 | | | | |
| 38-2-50 | 1130 | | | | |
| 38-2-51 | 1131 | | | | |
| 38-2-52 | 1132 | | | | |
| 39-2-1 | 1185 | | | | |
| 39-2-2 | 1186 | | | | |
| 39-2-3 | 1187 | | | | |
| 39-2-4 | 1188 | | | | |
| 39-2-5 | 1189 | | | | |
| 39-2-6 | 1190 | | | | |
| 39-2-7 | 1191 | | | | |
| 39-2-8 | 1192 | | | 1.00 | 3 |

SHOREHAM DECOMMISSIONING PROJECT
Termination Survey Data Report

FORM CODE
SU029

Alpha Survey Results

Survey Unit ID: SU029

Building: SU

Survey date 02/08/93

Name: TURP

Name:

| Instrument type | | Alpha | | Smear Ctr. | |
|-----------------|-------|-------------|------------|-----------------|------------|
| | | total alpha | | removable alpha | |
| Block ID | point | gcpm | dpm/100cm2 | gcpm | dpm/100cm2 |
| 39-2-9 | 1193 | | | | |
| 39-2-10 | 1194 | | | | |
| 39-2-11 | 1195 | | | | |
| 39-2-12 | 1196 | | | | |
| 39-2-13 | 1197 | | | | |
| 39-2-14 | 1198 | | | | |
| 39-2-15 | 1199 | | | | |
| 39-2-16 | 1200 | | | | |
| 39-2-17 | 1201 | | | | |
| 39-2-18 | 1202 | | | | |
| 39-2-19 | 1203 | | | | |
| 39-2-20 | 1204 | | | | |
| 39-2-21 | 1205 | | | | |
| 39-2-22 | 1206 | | | | |
| 39-2-23 | 1207 | | | | |
| 39-2-24 | 1208 | | | | |
| 39-2-25 | 1209 | | | | |
| 39-2-26 | 1210 | | | | |
| 39-2-27 | 1211 | | | | |
| 39-2-28 | 1212 | | | | |
| 39-2-29 | 1213 | | | | |
| 39-2-30 | 1214 | | | | |
| 39-2-31 | 1215 | | | | |
| 39-2-32 | 1216 | | | | |
| 39-2-33 | 1217 | | | | |
| 39-2-34 | 1218 | | | 0.10 | 0 |
| 39-2-35 | 1219 | | | | |
| 39-2-36 | 1220 | | | | |
| 39-2-37 | 1221 | | | | |
| 39-2-38 | 1222 | | | | |
| 39-2-39 | 1223 | | | | |
| 39-2-40 | 1224 | | | | |
| 39-2-41 | 1225 | | | | |

page No. 59
Date: 02/22/93

SHOREHAM DECOMMISSIONING PROJECT
Termination Survey Data Report

FORM CODE
SU029

Alpha Survey Results

Survey Unit ID. :SU029
Name: TURBINE

Building :SU

Name:

Survey date 02/08/93

| Instrument Type | | Alpha | | Smear Ctr. | |
|-----------------|-------|-------------|------------|-----------------|------------|
| | | total alpha | | removable alpha | |
| Block ID | point | gcpm | dpm/100cm2 | gcpm | dpm/100cm2 |
| 39-2-42 | 1226 | | | 0.00 | -0 |
| 39-2-43 | 1227 | | | | |
| 39-1-44 | 1228 | | | | |
| 39-2-45 | 1229 | | | | |
| 39-2-46 | 1230 | | | | |
| 39-2-47 | 1231 | | | | |
| 39-2-48 | 1232 | | | | |
| 39-2-49 | 1233 | | | | |
| 39-2-50 | 1234 | | | | |
| 39-2-51 | 1235 | | | | |
| 39-2-52 | 1236 | | | | |
| 41-2-1 | 1393 | | | 0.10 | -0 |
| 41-2-2 | 1394 | | | | |
| 41-2-3 | 1395 | | | | |
| 41-2-4 | 1396 | | | | |
| 41-2-5 | 1397 | | | | |
| 41-2-6 | 1398 | | | | |
| 41-2-7 | 1399 | | | | |
| 41-2-8 | 1400 | | | | |
| 41-2-9 | 1401 | | | | |
| 41-2-10 | 1402 | | | | |
| 41-2-11 | 1403 | | | | |
| 41-2-12 | 1404 | | | | |
| 41-2-13 | 1405 | | | | |
| 41-2-14 | 1406 | | | | |
| 41-2-15 | 1407 | | | | |
| 41-2-16 | 1408 | | | | |
| 41-2-17 | 1409 | | | | |
| 41-2-18 | 1410 | | | | |
| 41-2-19 | 1411 | | | | |
| 41-2-20 | 1412 | | | | |
| 41-2-21 | 1413 | | | | |
| 41-2-22 | 1414 | | | | |

SHOREHAM DECOMMISSIONING PROJECT
Termination Survey Data Report

FORM CODE
SU029

Alpha Survey Results

Survey Unit ID. :SU029
Name: TURBINE

Building :SU

Name:

Survey date 02/08/93

| Instrument Type | | Alpha | | Smear Ctr. | |
|-----------------|-------|-------------|------------|-----------------|------------|
| | | total alpha | | removable alpha | |
| Block ID | point | gcpm | dpm/100cm2 | gcpm | dpm/100cm2 |
| 41-2-23 | 1415 | | | | |
| 41-2-24 | 1416 | | | | |
| 41-2-25 | 1417 | | | | |
| 41-2-26 | 1418 | | | | |
| 41-2-27 | 1419 | | | | |
| 41-2-28 | 1420 | | | | |
| 41-2-29 | 1421 | | | 0.50 | 3 |
| 41-2-30 | 1422 | | | | |
| 41-2-31 | 1423 | | | | |
| 41-2-32 | 1424 | | | | |
| 41-2-33 | 1425 | | | | |
| 41-2-34 | 1426 | | | | |
| 41-2-35 | 1427 | | | | |
| 41-2-36 | 1428 | | | | |
| 41-2-37 | 1429 | | | | |
| 41-2-38 | 1430 | | | | |
| 1-2-39 | 1431 | | | | |
| 1-2-40 | 1432 | | | | |
| 1-2-41 | 1433 | | | | |
| 1-2-42 | 1434 | | | 0.10 | -0 |
| 41-2-43 | 1435 | | | | |
| 41-2-44 | 1436 | | | | |
| 41-2-45 | 1437 | | | | |
| 41-2-46 | 1438 | | | | |
| 41-2-47 | 1439 | | | | |
| 41-2-48 | 1440 | | | | |
| 41-2-49 | 1441 | | | | |
| 41-2-50 | 1442 | | | | |
| 41-2-51 | 1443 | | | | |
| 41-2-52 | 1444 | | | | |
| 9-1-1 | 171 | | | | |
| 9-1-2 | 172 | | | 0.50 | 3 |
| 9-1-3 | 173 | | | | |

SHOREHAM DECOMMISSIONING PROJECT
Termination Survey Data Report

FORM CODE
SU029

Alpha Survey Results

Survey Unit ID. :SU029
Name:TURBINE

Building :SU

Name:

Survey date 02/08/93

| Instrument Type | | Alpha | | Smear Ctr. | |
|-----------------|-------|-------------|------------|-----------------|------------|
| | | total alpha | | removable alpha | |
| Block ID | point | gcpm | dpm/100cm2 | gcpm | dpm/100cm2 |
| 9-1-4 | 174 | | | | |
| 9-1-5 | 175 | | | | |
| 9-1-6 | 176 | | | | |
| 9-1-7 | 177 | | | | |
| 9-1-8 | 178 | | | | |
| 9-1-9 | 179 | | | | |
| 9-1-10 | 180 | | | | |
| 9-1-11 | 181 | | | | |
| 9-1-12 | 182 | | | | |
| 9-1-13 | 183 | | | | |
| 9-1-14 | 184 | | | | |
| 9-1-15 | 185 | | | | |
| 9-1-16 | 186 | | | | |
| 9-1-17 | 187 | | | | |
| 9-1-18 | 188 | | | | |
| 9-1-19 | 189 | | | | |
| 1-20 | 190 | | | | |
| -2-1 | 1809 | | | | |
| -2-2 | 1810 | | | 0.00 | -0 |
| -2-3 | 1811 | | | | |
| -2-4 | 1812 | | | | |
| 45-2-5 | 1813 | | | | |
| 45-2-6 | 1814 | | | | |
| 45-2-7 | 1815 | | | | |
| 45-2-8 | 1816 | | | | |
| 45-2-9 | 1817 | | | | |
| 45-2-10 | 1818 | | | | |
| 45-2-11 | 1819 | | | | |
| 45-2-12 | 1820 | | | | |
| 45-2-13 | 1821 | | | | |
| 45-2-14 | 1822 | | | | |
| 45-2-15 | 1823 | | | | |
| 45-2-16 | 1824 | | | | |

SHOREHAM DECOMMISSIONING PROJECT
Termination Survey Data Report

FORM CODE
SU029

Alpha Survey Results

Survey Unit ID. :SU029
Name: TURBINE

Building :SU

Name:

Survey date 02/08/93

| Instrument Type | | Alpha | | Smear Ctr. | |
|-----------------|-------|-------------|------------|-----------------|------------|
| | | total alpha | | removable alpha | |
| Block ID | point | gcpm | dpm/100cm2 | gcpm | dpm/100cm2 |
| 45-2-17 | 1825 | | | | |
| 45-2-18 | 1826 | | | | |
| 45-2-19 | 1827 | | | | |
| 45-2-20 | 1828 | | | | |
| 45-2-21 | 1829 | | | | |
| 45-2-22 | 1830 | | | | |
| 45-2-23 | 1831 | | | | |
| 45-2-24 | 1832 | | | | |
| 45-2-25 | 1833 | | | | |
| 45-2-26 | 1834 | | | | |
| 45-2-27 | 1835 | | | | |
| 45-2-28 | 1836 | | | | |
| 45-2-29 | 1837 | | | | |
| 45-2-30 | 1838 | | | 0.00 | -0 |
| 45-2-31 | 1839 | | | | |
| 45-2-32 | 1840 | | | | |
| 45-2-33 | 1841 | | | | |
| 45-2-34 | 1842 | | | | |
| 45-2-35 | 1843 | | | | |
| 45-2-36 | 1844 | | | | |
| 45-2-37 | 1845 | | | | |
| 45-2-38 | 1846 | | | | |
| 45-2-39 | 1847 | | | | |
| 45-2-40 | 1848 | | | | |
| 45-2-41 | 1849 | | | | |
| 45-2-42 | 1850 | | | | |
| 45-2-43 | 1851 | | | | |
| 45-2-44 | 1852 | | | | |
| 45-2-45 | 1853 | | | | |
| 45-2-46 | 1854 | | | | |
| 45-2-47 | 1855 | | | | |
| 45-2-48 | 1856 | | | | |
| 45-2-49 | 1857 | | | | |

page No. 63
Date: 02/22/93

SHOREHAM DECOMMISSIONING PROJECT
Termination Survey Data Report

FORM CODE
SU029

Alpha Survey Results

Survey Unit ID. :SU029
Name: TURBINE

Building :SU

Name:

Survey date 02/08/93

| Instrument Type | | Alpha | | Smear Ctr. | |
|-----------------|-------|-------------|------------|-----------------|------------|
| | | total alpha | | removable alpha | |
| Block ID | point | gcpm | dpm/100cm2 | gcpm | dpm/100cm2 |
| 45-2-50 | 1858 | | | | |
| 45-2-51 | 1859 | | | | |
| 45-2-52 | 1860 | | | 0.50 | 3 |
| 40-2-1 | 1289 | | | 0.00 | -0 |
| 40-2-2 | 1290 | | | | |
| 40-2-3 | 1291 | | | | |
| 40-2-4 | 1292 | | | | |
| 40-2-5 | 1293 | | | | |
| 40-2-6 | 1294 | | | | |
| 40-2-7 | 1295 | | | | |
| 40-2-8 | 1296 | | | | |
| 40-2-9 | 1297 | | | | |
| 40-2-10 | 1298 | | | | |
| 40-2-11 | 1299 | | | | |
| 40-2-12 | 1300 | | | | |
| 40-2-13 | 1301 | | | | |
| 40-2-14 | 1302 | | | | |
| 40-2-15 | 1303 | | | | |
| 40-2-16 | 1304 | | | | |
| 40-2-17 | 1305 | | | | |
| 40-2-18 | 1306 | | | | |
| 40-2-19 | 1307 | | | | |
| 40-2-20 | 1308 | | | | |
| 40-2-21 | 1309 | | | | |
| 40-2-22 | 1310 | | | | |
| 40-2-23 | 1311 | | | | |
| 40-2-24 | 1312 | | | | |
| 40-2-25 | 1313 | | | | |
| 40-2-26 | 1314 | | | | |
| 40-2-27 | 1315 | | | | |
| 40-2-28 | 1316 | | | | |
| 40-2-29 | 1317 | | | | |
| 40-2-30 | 1318 | | | | |

SHOREHAM DECOMMISSIONING PROJECT
Termination Survey Data Report

FORM CODE
SU029

Alpha Survey Results

Survey Unit ID. :SU029
Name: TURBINE

Building :SU

Name:

Survey date 02/08/93

| Instrument Type | | Alpha | | Smear Ctr. | |
|-----------------|-------|-------------|------------|-----------------|------------|
| | | total alpha | | removable alpha | |
| Block ID | point | gcpm | dpm/100cm2 | gcpm | dpm/100cm2 |
| 40-2-31 | 1319 | | | | |
| 40-2-32 | 1320 | | | | |
| 40-2-33 | 1321 | | | | |
| 40-2-34 | 1322 | | | | |
| 40-2-35 | 1323 | | | | |
| 40-2-36 | 1324 | | | | |
| 40-2-37 | 1325 | | | | |
| 40-2-38 | 1326 | | | | |
| 40-2-39 | 1327 | | | | |
| 40-2-40 | 1328 | | | | |
| 40-2-41 | 1329 | | | | |
| 40-2-42 | 1330 | | | | |
| 40-2-43 | 1331 | | | | |
| 40-2-44 | 1332 | | | | |
| 40-2-45 | 1333 | | | | |
| 40-2-46 | 1334 | | | | |
| 40-2-47 | 1335 | | | | |
| 40-2-48 | 1336 | | | | |
| 40-2-49 | 1337 | | | | |
| 40-2-50 | 1338 | | | | |
| 40-2-51 | 1339 | | | | |
| 40-2-52 | 1340 | | | | |
| 42-2-1 | 1497 | | | 0.00 | -0 |
| 42-2-2 | 1498 | | | | |
| 42-2-3 | 1499 | | | | |
| 42-2-4 | 1500 | | | | |
| 42-2-5 | 1501 | | | | |
| 42-2-6 | 1502 | | | | |
| 42-2-7 | 1503 | | | | |
| 42-2-8 | 1504 | | | | |
| 42-2-9 | 1505 | | | | |
| 42-2-10 | 1506 | | | | |
| 42-2-11 | 1507 | | | 0.00 | -0 |

SHOREHAM DECOMMISSIONING PROJECT
Termination Survey Data Report

FORM CODE
SU029

Alpha Survey Results

Survey Unit ID. :SU029
Name: TURBINE

Building :SU

Name:

Survey date 02/08/93

| Instrument Type | | Alpha | | Smear Ctr. | |
|-----------------|-------|-------------|------------|-----------------|------------|
| | | total alpha | | removable alpha | |
| Block ID | point | gcpm | dpm/100cm2 | gcpm | dpm/100cm2 |
| 42-2-12 | 1508 | | | | |
| 42-2-13 | 1509 | | | | |
| 42-2-14 | 1510 | | | | |
| 42-2-15 | 1511 | | | | |
| 42-2-16 | 1512 | | | | |
| 42-2-17 | 1513 | | | | |
| 42-2-18 | 1514 | | | | |
| 42-2-19 | 1515 | | | | |
| 42-2-20 | 1516 | | | | |
| 42-2-21 | 1517 | | | | |
| 42-2-22 | 1518 | | | | |
| 42-2-23 | 1519 | | | | |
| 42-2-24 | 1520 | | | | |
| 42-2-25 | 1521 | | | | |
| 42-2-26 | 1522 | | | | |
| 42-2-27 | 1523 | | | | |
| 42-2-28 | 1524 | | | | |
| 42-2-29 | 1525 | | | | |
| 42-2-30 | 1526 | | | | |
| 42-2-31 | 1527 | | | | |
| 42-2-32 | 1528 | | | | |
| 42-2-33 | 1529 | | | 0.00 | -0 |
| 42-2-34 | 1530 | | | | |
| 42-2-35 | 1531 | | | | |
| 42-2-36 | 1532 | | | | |
| 42-2-37 | 1533 | | | | |
| 42-2-38 | 1534 | | | | |
| 42-2-39 | 1535 | | | | |
| 42-2-40 | 1536 | | | | |
| 42-2-41 | 1537 | | | 0.00 | -0 |
| 42-2-42 | 1538 | | | | |
| 42-2-43 | 1539 | | | | |
| 42-2-44 | 1540 | | | | |

SHOREHAM DECOMMISSIONING PROJECT
Termination Survey Data Report

FORM CODE
SU029

Alpha Survey Results

Survey Unit ID. :SU029
Name: TURBINE

Building :SU

Name:

Survey date 02/08/93

| Instrument Type | | Alpha | | Smear Ctr. | |
|-----------------|-------|-------------|------------|-----------------|------------|
| | | total alpha | | removable alpha | |
| Block ID | point | gcpm | dpm/100cm2 | gcpm | dpm/100cm2 |
| 42-2-45 | 1541 | | | | |
| 42-2-46 | 1542 | | | | |
| 42-2-47 | 1543 | | | | |
| 42-2-48 | 1544 | | | | |
| 42-2-49 | 1545 | | | | |
| 42-2-50 | 1546 | | | | |
| 42-2-51 | 1547 | | | | |
| 42-2-52 | 1548 | | | | |
| 44-2-1 | 1705 | | | | |
| 44-2-2 | 1706 | | | | |
| 44-2-3 | 1707 | | | | |
| 44-2-4 | 1708 | | | | |
| 44-2-5 | 1709 | | | | |
| 44-2-6 | 1710 | | | | |
| 44-2-7 | 1711 | | | | |
| 44-2-8 | 1712 | | | | |
| 44-2-9 | 1713 | | | 0.00 | -0 |
| 44-2-10 | 1714 | | | | |
| 44-2-11 | 1715 | | | | |
| 44-2-12 | 1716 | | | | |
| 44-2-13 | 1717 | | | | |
| 44-2-14 | 1718 | | | | |
| 44-2-15 | 1719 | | | | |
| 44-2-16 | 1720 | | | | |
| 44-2-17 | 1721 | | | | |
| 44-2-18 | 1722 | | | | |
| 44-2-19 | 1723 | | | | |
| 44-2-20 | 1724 | | | | |
| 44-2-21 | 1725 | | | | |
| 44-2-22 | 1726 | | | | |
| 44-2-23 | 1727 | | | | |
| 44-2-24 | 1728 | | | | |
| 44-2-25 | 1729 | | | | |

SHOREHAM DECOMMISSIONING PROJECT
Termination Survey Data Report

FORM CODE
SU029

Alpha Survey Results

Survey Unit ID. :SU029
Name: TURBINE

Building :SU

Name:

Survey date 02/08/93

| Instrument Type | | Alpha | | Smear Ctr. | |
|-----------------|-------|-------------|------------|-----------------|------------|
| | | total alpha | | removable alpha | |
| Block ID | point | gcpm | dpm/100cm2 | gcpm | dpm/100cm2 |
| 44-2-26 | 1730 | | | | |
| 44-2-27 | 1731 | | | | |
| 44-2-28 | 1732 | | | | |
| 44-2-29 | 1733 | | | | |
| 44-2-30 | 1734 | | | | |
| 44-2-31 | 1735 | | | | |
| 44-2-32 | 1736 | | | | |
| 44-2-33 | 1737 | | | | |
| 44-2-34 | 1738 | | | | |
| 44-2-35 | 1739 | | | | |
| 44-2-36 | 1740 | | | | |
| 44-2-37 | 1741 | | | 0.20 | -0 |
| 44-2-38 | 1742 | | | | |
| 44-2-39 | 1743 | | | | |
| 44-2-40 | 1744 | | | | |
| 44-2-41 | 1745 | | | | |
| -2-42 | 1746 | | | | |
| -2-43 | 1747 | | | | |
| -2-44 | 1748 | | | | |
| -2-45 | 1749 | | | | |
| 44-2-46 | 1750 | | | 0.50 | 3 |
| 44-2-47 | 1751 | | | | |
| 44-2-48 | 1752 | | | | |
| 44-2-49 | 1753 | | | | |
| 44-2-50 | 1754 | | | | |
| 44-2-51 | 1755 | | | | |
| 44-2-52 | 1756 | | | | |
| 43-2-1 | 1601 | | | | |
| 43-2-2 | 1602 | | | | |
| 43-2-3 | 1603 | | | | |
| 43-2-4 | 1604 | | | | |
| 43-2-5 | 1605 | | | | |
| 43-2-6 | 1606 | | | | |

SHOREHAM DECOMMISSIONING PROJECT
Termination Survey Data Report

FORM CODE
SU029

Alpha Survey Results

Survey Unit ID. :SU029
Name: TURBINE

Building :SU

Name:

Survey date 02/08/93

| Instrument Type | | Alpha | | Smear Ctr. | |
|-----------------|-------|-------------|------------|-----------------|------------|
| | | total alpha | | removable alpha | |
| Block ID | point | gcpx | dpm/100cm2 | gcpx | dpm/100cm2 |
| 43-2-7 | 1607 | | | | |
| 43-2-8 | 1608 | | | | |
| 43-2-9 | 1609 | | | | |
| 43-2-10 | 1610 | | | | |
| 43-2-11 | 1611 | | | | |
| 43-2-12 | 1612 | | | | |
| 43-2-13 | 1613 | | | | |
| 43-2-14 | 1614 | | | | |
| 43-2-15 | 1615 | | | | |
| 43-2-16 | 1616 | | | 0.00 | -0 |
| 43-2-17 | 1617 | | | | |
| 43-2-18 | 1618 | | | | |
| 43-2-19 | 1619 | | | | |
| 43-2-20 | 1620 | | | | |
| 43-2-21 | 1621 | | | | |
| 43-2-22 | 1622 | | | | |
| 43-2-23 | 1623 | | | | |
| 43-2-24 | 1624 | | | | |
| 43-2-25 | 1625 | | | | |
| 43-2-26 | 1626 | | | | |
| 43-2-27 | 1627 | | | | |
| 43-2-28 | 1628 | | | | |
| 43-2-29 | 1629 | | | | |
| 43-2-30 | 1630 | | | 0.00 | -0 |
| 43-2-31 | 1631 | | | | |
| 43-2-32 | 1632 | | | | |
| 43-2-33 | 1633 | | | | |
| 43-2-34 | 1634 | | | | |
| 43-2-35 | 1635 | | | | |
| 43-2-36 | 1636 | | | | |
| 43-2-37 | 1637 | | | | |
| 43-2-38 | 1638 | | | | |
| 43-2-39 | 1639 | | | | |

SHOREHAM DECOMMISSIONING PROJECT
Termination Survey Data Report

FORM CODE
SU029

Alpha Survey Results

Survey Unit ID. :SU029

Building :SU

Survey date 02/08/93

Name: TURBINE

Name:

| Instrument Type | | Alpha | | Smear Ctr. | |
|-----------------|-------|-------------|------------|-----------------|------------|
| | | total alpha | | removable alpha | |
| Block ID | point | gcpm | dpm/100cm2 | gcpm | dpm/100cm2 |
| 43-2-40 | 1640 | | | | |
| 43-2-41 | 1641 | | | | |
| 43-2-42 | 1642 | | | | |
| 43-2-43 | 1643 | | | | |
| 43-2-44 | 1644 | | | | |
| 43-2-45 | 1645 | | | | |
| 43-2-46 | 1646 | | | | |
| 43-2-47 | 1647 | | | | |
| 43-2-48 | 1648 | | | | |
| 43-2-49 | 1649 | | | | |
| 43-2-50 | 1650 | | | 0.00 | -0 |
| 43-2-51 | 1651 | | | | |
| 43-2-52 | 1652 | | | | |

page No. 1
Date: 02/22/93

SHOREHAM DECOMMISSIONING PROJECT
Termination Survey QC Data Report

FORM CODE
SU029-Q

Beta Gamma, Gamma Survey Results

Survey Unit ID. : SU029-Q
Name: TURBINE

Building : SU

Name:

Survey date 02/17/93

| Instrument Type | Fl. Mon. | GM LAD | | Smear Ctr. | | MicroRem | |
|-----------------|----------|------------------|------|----------------------|------|------------|---------|
| | | total beta-gamma | | removable beta-gamma | | observed | net |
| Block ID | point | Surf scan | gcpm | dpm/100cm2 | gcpm | dpm/100cm2 | uRem/hr |
| 18-1-1 | 361 | | 17.0 | 150.00 | 0.00 | -4.19 | |
| 18-1-2 | 362 | | | | 2.00 | 2.26 | |
| 18-1-3 | 363 | | 13.0 | -50.00 | 2.00 | 2.26 | |
| 18-1-4 | 364 | | | | 3.00 | 5.48 | |
| 18-1-5 | 365 | | 16.0 | 100.00 | 1.00 | -0.97 | |
| 18-1-6 | 366 | | | | 1.00 | -0.97 | |
| 18-1-7 | 367 | | 17.0 | 150.00 | 1.00 | -0.97 | |
| 18-1-8 | 368 | | | | 1.00 | -0.97 | |
| 18-1-9 | 369 | | 24.0 | 500.00 | 3.00 | 5.48 | |
| 18-1-10 | 370 | | | | 2.00 | 2.26 | |
| 18-1-11 | 371 | | 18.0 | 200.00 | 3.00 | 5.48 | |
| 18-1-12 | 372 | | | | 3.00 | 5.48 | |
| 18-1-13 | 373 | | 14.0 | 0.00 | 1.00 | -0.97 | |
| 18-1-14 | 374 | | | | 2.00 | 2.26 | |
| 18-1-15 | 375 | | 11.0 | -150.00 | 1.00 | -0.97 | |
| 18-1-16 | 376 | | | | 1.00 | -0.97 | |
| 18-1-17 | 377 | | 15.0 | 50.00 | 1.00 | -0.97 | |
| 18-1-18 | 378 | | | | 0.00 | -4.19 | |
| 18-1-19 | 379 | | 13.0 | -50.00 | 2.00 | 2.26 | |
| 18-1-20 | 380 | | | | 1.00 | -0.97 | |
| 18-1-21 | 381 | | 12.0 | -100.00 | 2.00 | 2.26 | |
| 18-1-22 | 382 | | | | 2.00 | 2.26 | |
| 18-2-23 | 383 | | 23.0 | 450.00 | 2.00 | 2.26 | |
| 18-1-24 | 384 | | | | 5.00 | 11.94 | |
| 18-1-25 | 385 | | 26.0 | 600.00 | 1.00 | -0.97 | |
| 18-1-26 | 386 | | | | 1.00 | -0.97 | |
| 18-1-27 | 387 | | 19.0 | 250.00 | 1.00 | -0.97 | |
| 18-1-28 | 388 | | | | 0.00 | -4.19 | |
| 18-1-29 | 389 | | 16.0 | 100.00 | 1.00 | -0.97 | |
| 18-1-30 | 390 | | | | 3.00 | 5.48 | |
| 36-1-1 | 821 | | | | 3.00 | 5.48 | |
| 36-1-2 | 822 | | 16.0 | 100.00 | 4.00 | 8.71 | |
| 36-1-3 | 823 | | | | 2.00 | 2.26 | |

page No. 2
Date: 02/22/93

SHOREHAM DECOMMISSIONING PROJECT
Termination Survey QC Data Report

FORM CODE
SU029-Q

Beta Gamma, Gamma Survey Results

Survey Unit ID: SU029-Q
Name: TURBINE

Building: SU
Name:

Survey date 02/17/93

| Instrument Type | | Fl. Mon. | GM LAD | | Smear Ctr. | | MicroRem | |
|-----------------|-------|-----------|--------|------------|------------|------------|----------|-------|
| | | | total | beta-gamma | removable | beta-gamma | observed | net |
| Block ID | point | Surf scan | gcpm | dpm/100cm2 | gcpm | dpm/100cm2 | uRem/hr | uR/hr |
| 36-1-4 | 824 | | 21.0 | 350.00 | 1.00 | -0.97 | | |
| 36-1-5 | 825 | | | | 3.00 | 5.48 | | |
| 36-1-6 | 826 | | 8.00 | -300.00 | 5.00 | 11.94 | | |
| 36-1-7 | 827 | | | | 4.00 | 8.71 | | |
| 36-1-8 | 828 | | 16.0 | 100.00 | 1.00 | -0.97 | | |
| 36-1-9 | 829 | | | | 2.00 | 2.26 | | |
| 36-1-10 | 830 | | 12.0 | -100.00 | 2.00 | 2.26 | | |
| 36-1-11 | 831 | | | | 0.00 | -4.19 | | |
| 36-1-12 | 832 | | 16.0 | 100.00 | 2.00 | 2.26 | | |
| 36-1-13 | 833 | | | | 1.00 | -0.97 | | |
| 36-1-14 | 834 | | 18.0 | 200.00 | 2.00 | 2.26 | | |
| 36-1-15 | 835 | | | | 2.00 | 2.26 | | |
| 36-1-16 | 836 | | 17.0 | 150.00 | 3.00 | 5.48 | | |
| 36-1-17 | 837 | | | | 0.00 | -4.19 | | |
| 36-1-18 | 838 | | 19.0 | 250.00 | 2.00 | 2.26 | | |
| 36-1-19 | 839 | | | | 0.00 | -4.19 | | |
| 36-1-20 | 840 | | 12.0 | -100.00 | 0.00 | -4.19 | | |
| 36-1-21 | 841 | | | | 2.00 | 2.26 | | |
| 36-1-22 | 842 | | 13.0 | -50.00 | 1.00 | -0.97 | | |
| 36-1-23 | 843 | | | | 1.00 | -0.97 | | |
| 36-1-24 | 844 | | 16.0 | 100.00 | 2.00 | 2.26 | | |
| 36-1-25 | 845 | | | | 2.00 | 2.26 | | |
| 36-1-26 | 846 | | 23.0 | 450.00 | 0.00 | -4.19 | | |
| 36-1-27 | 847 | | | | 3.00 | 5.48 | | |
| 36-1-28 | 848 | | 17.0 | 150.00 | 4.00 | 8.71 | | |
| 36-1-29 | 849 | | | | 0.00 | -4.19 | | |
| 36-1-30 | 850 | | 14.0 | 0.00 | 2.00 | 2.26 | | |
| 36-1-31 | 851 | | | | 4.00 | 8.71 | | |
| 36-1-32 | 852 | | 14.0 | 0.00 | 2.00 | 2.26 | | |
| 36-1-33 | 853 | | | | 3.00 | 5.48 | | |
| 36-1-34 | 854 | | 16.0 | 100.00 | 0.00 | -4.19 | | |
| 36-1-35 | 855 | | | | 1.00 | -0.97 | | |
| 36-1-36 | 856 | | 18.0 | 200.00 | 2.00 | 2.26 | | |

page No. 3
Date: 02/22/93

SHOREHAM DECOMMISSIONING PROJECT
Termination Survey QC Data Report

FORM CODE
SU029-Q

Beta Gamma, Gamma Survey Results

Survey Unit ID. :SU029-Q
Name: TURBINE

Building :SU

Name:

Survey date 02/17/93

| Instrument Type | | Fl. Mon. | GM LAD | | Smear Ctr. | MicroRem | |
|-----------------|-------|-----------|------------------|------------|----------------------|------------|---------------------|
| | | | total beta-gamma | | removable beta-gamma | | |
| Block ID | point | Surf scan | gcpm | dpm/100cm2 | gcpm | dpm/100cm2 | observed uRem/hr |
| | | | | | | | net uR/hr |
| 36-1-37 | 857 | | | | 3.00 | 5.48 | |
| 36-1-38 | 858 | | 8.00 | -300.00 | 0.00 | -4.19 | |
| 36-1-39 | 859 | | | | 0.00 | -4.19 | |
| 36-1-40 | 860 | | 18.0 | 200.00 | 1.00 | -0.97 | |
| 36-1-41 | 861 | | | | 2.00 | 2.26 | |
| 36-1-42 | 862 | | 12.0 | -100.00 | 4.00 | 8.71 | |
| 36-1-43 | 863 | | | | 1.00 | -0.97 | |
| 36-1-44 | 864 | | 15.0 | 50.00 | 0.00 | -4.19 | |
| 36-1-45 | 865 | | | | 2.00 | 2.26 | |
| 36-1-46 | 866 | | 12.0 | -100.00 | 3.00 | 5.48 | |
| 36-1-47 | 867 | | | | 1.00 | -0.97 | |
| 36-1-48 | 868 | | 16.0 | 100.00 | 4.00 | 8.71 | |
| 36-1-49 | 869 | | | | 2.00 | 2.26 | |
| 36-1-50 | 870 | | 17.0 | 150.00 | 2.00 | 2.26 | |
| 36-1-51 | 871 | | | | 1.00 | -0.97 | |
| 36-1-52 | 872 | | 19.0 | 250.00 | 3.00 | 5.48 | |
| 36-2-1 | 873 | | | | 0.00 | -4.19 | |
| 36-2-2 | 874 | | 13.0 | -50.00 | 5.00 | 11.94 | |
| 36-2-3 | 875 | | | | 1.00 | -0.97 | |
| 36-2-4 | 876 | | 10.0 | -200.00 | 0.00 | -4.19 | |
| 36-2-5 | 877 | | | | 0.00 | -4.19 | |
| 36-2-6 | 878 | | 17.0 | 150.00 | 0.00 | -4.19 | |
| 36-2-7 | 879 | | | | 0.00 | -4.19 | |
| 36-2-8 | 880 | | 14.0 | 0.00 | 2.00 | 2.26 | |
| 36-2-9 | 881 | | | | 5.00 | 11.94 | |
| 36-2-10 | 882 | | 26.0 | 600.00 | 1.00 | -0.97 | |
| 36-2-11 | 883 | | | | 3.00 | 5.48 | |
| 36-2-12 | 884 | | 16.0 | 100.00 | 1.00 | -0.97 | |
| 36-2-13 | 885 | | | | 1.00 | -0.97 | |
| 36-2-14 | 886 | | 17.0 | 150.00 | 2.00 | 2.26 | |
| 36-2-15 | 887 | | | | 1.00 | -0.97 | |
| 36-2-16 | 888 | | 13.0 | -50.00 | 1.00 | -0.97 | |
| 36-2-17 | 889 | | | | 2.00 | 2.26 | |

SHOREHAM DECOMMISSIONING PROJECT
Termination Survey QC Data Report

FORM CODE
SU029-Q

Beta Gamma, Gamma Survey Results

Survey Unit ID. : SU029-Q
Name: TURBINE

Building : SU

Name:

Survey date 02/17/93

| Instrument Type | | Fl. Mon. | GM LAD | | Smear Ctr. | | MicroRem | |
|-----------------|-------|-----------|------------------|------------|----------------------|------------|---------------------|--------------|
| | | | total beta-gamma | | removable beta-gamma | | | |
| Block ID | point | Surf scan | gcpm | dpm/100cm2 | gcpm | dpm/100cm2 | observed uRem/hr | net uR/hr |
| 36-2-18 | 890 | | 10.0 | -200.00 | 4.00 | 8.71 | | |
| 36-2-19 | 891 | | | | 1.00 | -0.97 | | |
| 36-2-20 | 892 | | 17.0 | 150.00 | 5.00 | 0.71 | | |
| 36-2-21 | 893 | | | | 2.00 | 2.26 | | |
| 36-2-22 | 894 | | 14.0 | 0.00 | 4.00 | 8.71 | | |
| 36-2-23 | 895 | | | | 0.00 | -4.19 | | |
| 36-2-24 | 896 | | 16.0 | 100.00 | 2.00 | 2.26 | | |
| 36-2-25 | 897 | | | | 0.00 | -4.19 | | |
| 36-2-26 | 898 | | 14.0 | 0.00 | 4.00 | 8.71 | | |
| 36-2-27 | 899 | | | | 0.00 | -4.19 | | |
| 36-2-28 | 900 | | 25.0 | 550.00 | 3.00 | 5.48 | | |
| 36-2-29 | 901 | | | | 4.00 | 8.71 | | |
| 36-2-30 | 902 | | 10.0 | -200.00 | 1.00 | -0.97 | | |
| 36-2-31 | 903 | | | | 1.00 | -0.97 | | |
| 36-2-32 | 904 | | 9.00 | -250.00 | 1.00 | -0.97 | | |
| 36-2-33 | 905 | | | | 1.00 | -0.97 | | |
| 36-2-34 | 906 | | 13.0 | -50.00 | 0.00 | -4.19 | | |
| 36-2-35 | 907 | | | | 2.00 | 2.26 | | |
| 36-2-36 | 908 | | 19.0 | 250.00 | 2.00 | 2.26 | | |
| 36-2-37 | 909 | | | | 1.00 | -0.97 | | |
| 36-2-38 | 910 | | 10.0 | -200.00 | 1.00 | -0.97 | | |
| 36-2-39 | 911 | | | | 1.00 | -0.97 | | |
| 36-2-40 | 912 | | 21.0 | 350.00 | 1.00 | -0.97 | | |
| 36-2-41 | 913 | | | | 3.00 | 5.48 | | |
| 36-2-42 | 914 | | 10.0 | -200.00 | 2.00 | 2.26 | | |
| 36-2-43 | 915 | | | | 4.00 | 8.71 | | |
| 36-2-44 | 916 | | 26.0 | 600.00 | 3.00 | 5.48 | | |
| 36-2-45 | 917 | | | | 2.00 | 2.26 | | |
| 36-2-46 | 918 | | 10.0 | -200.00 | 2.00 | 2.26 | | |
| 36-2-47 | 919 | | | | 0.00 | -4.19 | | |
| 36-2-48 | 920 | | 20.0 | 300.00 | 3.00 | 5.48 | | |
| 36-2-49 | 921 | | | | 1.00 | -0.97 | | |
| 36-2-50 | 922 | | 16.0 | 100.00 | 2.00 | 2.26 | | |

SHOREHAM DECOMMISSIONING PROJECT
Termination Survey QC Data Report

FORM CODE
SU029-Q

Beta Gamma, Gamma Survey Results

Survey Unit ID. : SU029-Q
Name: TURBINE

Building : SU

Name:

Survey date 02/17/93

| Instrument Type | | Fl. Mon. | GM LAD | | Smear Ctr. | | MicroRem | |
|-----------------|-------|-----------|------------------|------------|----------------------|------------|------------------|-----------|
| | | | total beta-gamma | | removable beta-gamma | | | |
| Block ID | point | Surf scan | gcpm | dpm/100cm2 | gcpm | dpm/100cm2 | observed uRem/hr | net uR/hr |
| 36-2-51 | 923 | | | | 2.00 | 2.26 | | |
| 36-2-52 | 924 | | 21.0 | 350.00 | 1.00 | -0.97 | | |
| 38-1-1 | 1029 | | 19.0 | 250.00 | 0.00 | -4.19 | | |
| 38-1-2 | 1030 | | | | 1.00 | -0.97 | | |
| 38-1-3 | 1031 | | 16.0 | 100.00 | 5.00 | 11.94 | | |
| 38-1-4 | 1032 | | | | 5.00 | 11.94 | | |
| 38-1-5 | 1033 | | 16.0 | 100.00 | 1.00 | -0.97 | | |
| 38-1-6 | 1034 | | | | 1.00 | -0.97 | | |
| 38-1-7 | 1035 | | 14.0 | 0.00 | 1.00 | -0.97 | | |
| 38-1-8 | 1036 | | | | 3.00 | 5.48 | | |
| 38-1-9 | 1037 | | 15.0 | 50.00 | 1.00 | -0.97 | | |
| 38-1-10 | 1038 | | | | 2.00 | 2.26 | | |
| 38-1-11 | 1039 | | 21.0 | 350.00 | 2.00 | 2.26 | | |
| 38-1-12 | 1040 | | | | 1.00 | -0.97 | | |
| 38-1-13 | 1041 | | 19.0 | 250.00 | 3.00 | 5.48 | | |
| 38-1-14 | 1042 | | | | 1.00 | -0.97 | | |
| 38-1-15 | 1043 | | 14.0 | 0.00 | 0.00 | -4.19 | | |
| 38-1-16 | 1044 | | | | 3.00 | 5.48 | | |
| 38-1-17 | 1045 | | 14.0 | 0.00 | 2.00 | 2.26 | | |
| 38-1-18 | 1046 | | | | 2.00 | 2.26 | | |
| 38-1-19 | 1047 | | 17.0 | 150.00 | 1.00 | -0.97 | | |
| 38-1-20 | 1048 | | | | 2.00 | 2.26 | | |
| 38-1-21 | 1049 | | 16.0 | 100.00 | 0.00 | -4.19 | | |
| 38-1-22 | 1050 | | | | 0.00 | -4.19 | | |
| 38-1-23 | 1051 | | 14.0 | 0.00 | 2.00 | 2.26 | | |
| 38-1-24 | 1052 | | | | 2.00 | 2.26 | | |
| 38-1-25 | 1053 | | 20.0 | 300.00 | 4.00 | 8.71 | | |
| 38-1-26 | 1054 | | | | 1.00 | -0.97 | | |
| 38-1-27 | 1055 | | 19.0 | 250.00 | 0.00 | -4.19 | | |
| 38-1-28 | 1056 | | | | 0.00 | -4.19 | | |
| 38-1-29 | 1057 | | 14.0 | 0.00 | 1.00 | -0.97 | | |
| 38-1-30 | 1058 | | | | 2.00 | 2.26 | | |
| 38-1-31 | 1059 | | 17.0 | 150.00 | 1.00 | -0.97 | | |

SHOREHAM DECOMMISSIONING PROJECT
Termination Survey QC Data Report

FORM CODE
SU029-Q

Beta Gamma, Gamma Survey Results

Survey Unit ID. :SU029-Q
Name: TURBINE

Building :SU
Name:

Survey date 02/17/93

| Instrument Type | | Fl. Mon. | GM LAD | | Smear Ctr. | | MicroRem | |
|-----------------|-------|-----------|------------------|------------|----------------------|------------|----------|-------|
| | | | total beta-gamma | | removable beta-gamma | | | |
| | | | | | | | observed | net |
| Block ID | point | Surf scan | gcpm | dpm/100cm2 | gcpm | dpm/100cm2 | uRem/hr | uR/hr |
| 38-1-32 | 1060 | | | | 1.00 | -0.97 | | |
| 38-1-33 | 1061 | | 18.0 | 200.00 | 2.00 | 2.26 | | |
| 38-1-34 | 1062 | | | | 3.00 | 5.48 | | |
| 38-1-35 | 1063 | | 18.0 | 200.00 | 0.00 | -4.19 | | |
| 38-1-36 | 1064 | | | | 0.00 | -4.19 | | |
| 38-1-37 | 1065 | | 15.0 | 50.00 | 0.00 | -4.19 | | |
| 38-1-38 | 1066 | | | | 3.00 | 5.48 | | |
| 38-1-39 | 1067 | | 16.0 | 100.00 | 0.00 | -4.19 | | |
| 38-1-40 | 1068 | | | | 2.00 | 2.26 | | |
| 38-1-41 | 1069 | | 25.0 | 550.00 | 1.00 | -0.97 | | |
| 38-1-42 | 1070 | | | | 0.00 | -4.19 | | |
| 38-1-43 | 1071 | | 10.0 | -200.00 | 1.00 | -0.97 | | |
| 38-1-44 | 1072 | | | | 0.00 | -4.19 | | |
| 38-1-45 | 1073 | | 16.0 | 100.00 | 2.00 | 2.26 | | |
| 38-1-46 | 1074 | | | | 1.00 | -0.97 | | |
| 38-1-47 | 1075 | | 12.0 | -100.00 | 2.00 | 2.26 | | |
| 9-1-48 | 1076 | | | | 0.00 | -4.19 | | |
| 1-1-49 | 1077 | | 16.0 | 100.00 | 2.00 | 2.26 | | |
| 8-1-50 | 1078 | | | | 1.00 | -0.97 | | |
| 8-1-51 | 1079 | | 26.0 | 600.00 | 0.00 | -4.19 | | |
| 38-1-52 | 1080 | | | | 1.00 | -0.97 | | |
| 38-2-1 | 1081 | | 18.0 | 200.00 | 5.00 | 11.94 | | |
| 38-2-2 | 1082 | | | | 4.00 | 8.71 | | |
| 38-2-3 | 1083 | | 25.0 | 550.00 | 1.00 | -0.97 | | |
| 38-2-4 | 1084 | | | | 0.00 | -4.19 | | |
| 38-2-5 | 1085 | | 14.0 | 0.00 | 2.00 | 2.26 | | |
| 38-2-6 | 1086 | | | | 1.00 | -0.97 | | |
| 38-2-7 | 1087 | | 17.0 | 150.00 | 0.00 | -4.19 | | |
| 38-2-8 | 1088 | | | | 1.00 | -0.97 | | |
| 38-2-9 | 1089 | | 26.0 | 600.00 | 3.00 | 5.48 | | |
| 38-2-10 | 1090 | | | | 1.00 | -0.97 | | |
| 38-2-11 | 1091 | | 10.0 | -200.00 | 1.00 | -0.97 | | |
| 38-2-12 | 1092 | | | | 3.00 | 5.48 | | |

SHOREHAM DECOMMISSIONING PROJECT
Termination Survey QC Data Report

FORM CODE
SU029-Q

Beta Gamma, Gamma Survey Results

Survey Unit ID. :SU029-Q
Name: TURBINE

Building :SU

Name:

Survey date 02/17/93

| Instrument Type | Fl. Mon. | GM LAD | | Smear Ctr. | | MicroRem | |
|-----------------|----------|------------------|------|----------------------|------|------------|---------|
| | | total beta-gamma | | removable beta-gamma | | observed | net |
| Block ID | point | Surf scan | gcpm | dpm/100cm2 | gcpm | dpm/100cm2 | uRem/hr |
| 38-2-13 | 1093 | | 15.0 | 50.00 | 0.00 | -4.19 | |
| 38-2-14 | 1094 | | | | 0.00 | -4.19 | |
| 38-2-15 | 1095 | | 18.0 | 200.00 | 1.00 | -0.97 | |
| 38-2-16 | 1096 | | | | 0.00 | -4.19 | |
| 38-2-17 | 1097 | | 20.0 | 300.00 | 1.00 | -0.97 | |
| 38-2-18 | 1098 | | | | 0.00 | -4.19 | |
| 38-2-19 | 1099 | | 12.0 | -100.00 | 0.00 | -4.19 | |
| 38-2-20 | 1100 | | | | 4.00 | 8.71 | |
| 38-2-21 | 1101 | | 10.0 | -200.00 | 1.00 | -0.97 | |
| 38-2-22 | 1102 | | | | 1.00 | -0.97 | |
| 38-2-23 | 1103 | | 17.0 | 150.00 | 3.00 | 5.48 | |
| 38-2-24 | 1104 | | | | 2.00 | 2.26 | |
| 38-2-25 | 1105 | | 19.0 | 250.00 | 1.00 | -0.97 | |
| 38-2-26 | 1106 | | | | 2.00 | 2.26 | |
| 38-2-27 | 1107 | | 18.0 | 200.00 | 3.00 | 5.48 | |
| 38-2-28 | 1108 | | | | 1.00 | -0.97 | |
| 38-2-29 | 1109 | | 21.0 | 350.00 | 2.00 | 2.26 | |
| 38-2-30 | 1110 | | | | 2.00 | 2.26 | |
| 38-2-31 | 1111 | | 21.0 | 350.00 | 2.00 | 2.26 | |
| 38-2-32 | 1112 | | | | 3.00 | 5.48 | |
| 38-2-33 | 1113 | | 11.0 | -150.00 | 2.00 | 2.26 | |
| 38-2-34 | 1114 | | | | 1.00 | -0.97 | |
| 38-2-35 | 1115 | | 16.0 | 100.00 | 1.00 | -0.97 | |
| 38-2-36 | 1116 | | | | 2.00 | 2.26 | |
| 38-2-37 | 1117 | | 19.0 | 250.00 | 2.00 | 2.26 | |
| 38-2-38 | 1118 | | | | 2.00 | 2.26 | |
| 38-2-39 | 1119 | | 22.0 | 400.00 | 2.00 | 2.26 | |
| 38-2-40 | 1120 | | | | 3.00 | 5.48 | |
| 38-2-41 | 1121 | | 19.0 | 250.00 | 1.00 | -0.97 | |
| 38-2-42 | 1122 | | | | 1.00 | -0.97 | |
| 38-2-43 | 1123 | | 22.0 | 400.00 | 2.00 | 2.26 | |
| 38-2-44 | 1124 | | | | 2.00 | 2.26 | |
| 38-2-45 | 1125 | | 23.0 | 450.00 | 1.00 | -0.97 | |

page No. 8
Date: 02/22/93

SHOREHAM DECOMMISSIONING PROJECT
Termination Survey QC Data Report

FORM CODE
SU029-Q

Beta Gamma, Gamma Survey Results

Survey Unit ID. : SU029-Q
Name: TURBINE

Building : SU

Name:

Survey date 02/17/93

| Instrument Type | | Fl. Mon. | GM LAD | | Smear Ctr. | | MicroRem | |
|-----------------|-------|-----------|------------------|------------|----------------------|------------|---------------------|--------------|
| | | | total beta-gamma | | removable beta-gamma | | | |
| Block ID | point | Surf scan | gcpm | dpm/100cm2 | gcpm | dpm/100cm2 | observed uRem/hr | net uR/hr |
| 38-2-46 | 1126 | | | | 1.00 | -0.97 | | |
| 38-2-47 | 1127 | | 12.0 | -100.00 | 3.00 | 5.48 | | |
| 38-2-48 | 1128 | | | | 2.00 | 2.26 | | |
| 38-2-49 | 1129 | | 16.0 | 100.00 | 3.00 | 5.48 | | |
| 38-2-50 | 1130 | | | | 3.00 | 5.48 | | |
| 38-2-51 | 1131 | | 24.0 | 500.00 | 1.00 | -0.97 | | |
| 38-2-52 | 1132 | | | | 0.00 | -4.19 | | |

SHOREHAM DECOMMISSIONING PROJECT
Termination Survey QC Data Report

FORM CODE
SU029-Q

Alpha Survey Results

Survey Unit ID: :SU029-Q
Name: TURBINE

Building :SU

Name:

Survey date 02/17/93

| Instrument Type | | Alpha | | Smear Ctr. | |
|-----------------|-------|-------------|------------|-----------------|------------|
| | | total alpha | | removable alpha | |
| Block ID | point | gcpm | dpm/100cm2 | gcpm | dpm/100cm2 |
| 18-1-1 | 361 | | | | |
| 18-1-2 | 362 | | | | |
| 18-1-3 | 363 | | | | |
| 18-1-4 | 364 | | | 0.00 | -0.42 |
| 18-1-5 | 365 | | | | |
| 18-1-6 | 366 | | | | |
| 18-1-7 | 367 | | | | |
| 18-1-8 | 368 | | | | |
| 18-1-9 | 369 | | | | |
| 18-1-10 | 370 | | | | |
| 18-1-11 | 371 | | | | |
| 18-1-12 | 372 | | | | |
| 18-1-13 | 373 | | | | |
| 18-1-14 | 374 | | | | |
| 18-1-15 | 375 | | | | |
| 18-1-16 | 376 | | | | |
| 18-1-17 | 377 | | | | |
| 18-1-18 | 378 | | | | |
| 18-1-19 | 379 | | | | |
| 18-1-20 | 380 | | | | |
| 18-1-21 | 381 | | | | |
| 18-1-22 | 382 | | | | |
| 18-2-23 | 383 | | | | |
| 18-1-24 | 384 | | | 0.00 | -0.42 |
| 18-1-25 | 385 | | | | |
| 18-1-26 | 386 | | | | |
| 18-1-27 | 387 | | | | |
| 18-1-28 | 388 | | | | |
| 18-1-29 | 389 | | | | |
| 18-1-30 | 390 | | | | |
| 36-1-1 | 821 | | | | |
| 36-1-2 | 822 | | | | |
| 36-1-3 | 823 | | | | |

page No. 2
Date: 02/22/93

SHOREHAM DECOMMISSIONING PROJECT
Termination Survey QC Data Report

FORM CODE
SU029-Q

Alpha Survey Results

Survey Unit ID. : SU029-Q
Name: TURBINE

Building : SU

Name:

Survey date 02/17/93

| Instrument Type | | Alpha | | Smear Ctr. | |
|-----------------|-------|-------------|------------|-----------------|------------|
| | | total alpha | | removable alpha | |
| Block ID | point | gcpm | dpm/100cm2 | gcpm | dpm/100cm2 |
| 36-1-4 | 824 | | | | |
| 36-1-5 | 825 | | | | |
| 36-1-6 | 826 | | | 0.00 | -0.42 |
| 36-1-7 | 827 | | | | |
| 36-1-8 | 828 | | | | |
| 36-1-9 | 829 | | | | |
| 36-1-10 | 830 | | | | |
| 36-1-11 | 831 | | | | |
| 36-1-12 | 832 | | | | |
| 36-1-13 | 833 | | | | |
| 36-1-14 | 834 | | | | |
| 36-1-15 | 835 | | | | |
| 36-1-16 | 836 | | | | |
| 36-1-17 | 837 | | | | |
| 36-1-18 | 838 | | | | |
| 36-1-19 | 839 | | | | |
| 36-1-20 | 840 | | | | |
| 36-1-21 | 841 | | | | |
| 36-1-22 | 842 | | | | |
| 36-1-23 | 843 | | | | |
| 36-1-24 | 844 | | | | |
| 36-1-25 | 845 | | | | |
| 36-1-26 | 846 | | | | |
| 36-1-27 | 847 | | | | |
| 36-1-28 | 848 | | | 0.00 | -0.42 |
| 36-1-29 | 849 | | | | |
| 36-1-30 | 850 | | | | |
| 36-1-31 | 851 | | | | |
| 36-1-32 | 852 | | | | |
| 36-1-33 | 853 | | | | |
| 36-1-34 | 854 | | | | |
| 36-1-35 | 855 | | | | |
| 36-1-36 | 856 | | | | |

page No. 3
Date: 02/22/93

SHOREHAM LECOMMISSIONING PROJECT
Termination Survey QC Data Report

FORM CODE
SU029-Q

Alpha Survey Results

Survey Unit ID. : SU029-Q
Name: TURBINE

Building : SU

Name:

Survey date 02/17/93

| Instrument Type | | Alpha | | Smear Ctr. | |
|-----------------|-------|-------------|------------|-----------------|------------|
| | | total alpha | | removable alpha | |
| Block ID | point | gcpm | dpm/100cm2 | gcpm | dpm/100cm2 |
| 36-1-37 | 857 | | | | |
| 36-1-38 | 858 | | | | |
| 36-1-39 | 859 | | | | |
| 36-1-40 | 860 | | | | |
| 36-1-41 | 861 | | | | |
| 36-1-42 | 862 | | | 0.00 | -0.42 |
| 36-1-43 | 863 | | | | |
| 36-1-44 | 864 | | | | |
| 36-1-45 | 865 | | | | |
| 36-1-46 | 866 | | | | |
| 36-1-47 | 867 | | | | |
| 36-1-48 | 868 | | | | |
| 36-1-49 | 869 | | | | |
| 36-1-50 | 870 | | | | |
| 36-1-51 | 871 | | | | |
| 36-1-52 | 872 | | | | |
| 36-2-1 | 873 | | | | |
| 36-2-2 | 874 | | | 0.00 | -0.42 |
| 36-2-3 | 875 | | | | |
| 36-2-4 | 876 | | | | |
| 36-2-5 | 877 | | | | |
| 36-2-6 | 878 | | | | |
| 36-2-7 | 879 | | | | |
| 36-2-8 | 880 | | | | |
| 36-2-9 | 881 | | | | |
| 36-2-10 | 882 | | | | |
| 36-2-11 | 883 | | | | |
| 36-2-12 | 884 | | | | |
| 36-2-13 | 885 | | | | |
| 36-2-14 | 886 | | | | |
| 36-2-15 | 887 | | | | |
| 36-2-16 | 888 | | | | |
| 36-2-17 | 889 | | | | |

Alpha Survey Results

Survey Unit ID. :SU029-Q
Name:TURBINE

Building :SU

Name:

Survey date 02/17/93

| Instrument Type | | Alpha | | Smear Ctr. | |
|-----------------|-------|-------------|------------|-----------------|------------|
| | | total alpha | | removable alpha | |
| Block ID | point | gcpm | dpm/100cm2 | gcpm | dpm/100cm2 |
| 36-2-18 | 890 | | | | |
| 36-2-19 | 891 | | | | |
| 36-2-20 | 892 | | | | |
| 36-2-21 | 893 | | | | |
| 36-2-22 | 894 | | | 0.50 | 3.75 |
| 36-2-23 | 895 | | | | |
| 36-2-24 | 896 | | | | |
| 36-2-25 | 897 | | | | |
| 36-2-26 | 898 | | | | |
| 36-2-27 | 899 | | | | |
| 36-2-28 | 900 | | | | |
| 36-2-29 | 901 | | | | |
| 36-2-30 | 902 | | | | |
| 36-2-31 | 903 | | | | |
| 36-2-32 | 904 | | | | |
| 36-2-33 | 905 | | | | |
| 36-2-34 | 906 | | | | |
| 36-2-35 | 907 | | | | |
| 36-2-36 | 908 | | | | |
| 36-2-37 | 909 | | | | |
| 36-2-38 | 910 | | | | |
| 36-2-39 | 911 | | | | |
| 36-2-40 | 912 | | | | |
| 36-2-41 | 913 | | | | |
| 36-2-42 | 914 | | | | |
| 36-2-43 | 915 | | | 0.00 | -0.42 |
| 36-2-44 | 916 | | | | |
| 36-2-45 | 917 | | | | |
| 36-2-46 | 918 | | | | |
| 36-2-47 | 919 | | | | |
| 36-2-48 | 920 | | | | |
| 36-2-49 | 921 | | | | |
| 36-2-50 | 922 | | | | |

page No. 5
Date: 02/22/93

SHOREHAM DECOMMISSIONING PROJECT
Termination Survey QC Data Report

FORM CODE
SU029-Q

Alpha Survey Results

Survey Unit ID. :SU029-Q
Name: TURBINE

Building :SU

Name:

Survey date 02/17/93

| Instrument Type | | Alpha | | Smear Ctr. | |
|-----------------|-------|-------------|------------|-----------------|------------|
| | | total alpha | | removable alpha | |
| Block ID | point | gcpm | dpm/100cm2 | gcpm | dpm/100cm2 |
| 36-2-51 | 923 | | | | |
| 36-2-52 | 924 | | | | |
| 38-1-1 | 1029 | | | | |
| 38-1-2 | 1030 | | | | |
| 38-1-3 | 1031 | | | | |
| 38-1-4 | 1032 | | | 0.00 | -0.42 |
| 38-1-5 | 1033 | | | | |
| 38-1-6 | 1034 | | | | |
| 38-1-7 | 1035 | | | | |
| 38-1-8 | 1036 | | | | |
| 38-1-9 | 1037 | | | | |
| 38-1-10 | 1038 | | | | |
| 38-1-11 | 1039 | | | | |
| 38-1-12 | 1040 | | | | |
| 38-1-13 | 1041 | | | | |
| 38-1-14 | 1042 | | | | |
| 38-1-15 | 1043 | | | | |
| 38-1-16 | 1044 | | | | |
| 38-1-17 | 1045 | | | | |
| 38-1-18 | 1046 | | | | |
| 38-1-19 | 1047 | | | | |
| 38-1-20 | 1048 | | | | |
| 38-1-21 | 1049 | | | | |
| 38-1-22 | 1050 | | | | |
| 38-1-23 | 1051 | | | | |
| 38-1-24 | 1052 | | | | |
| 38-1-25 | 1053 | | | 0.00 | -0.42 |
| 38-1-26 | 1054 | | | | |
| 38-1-27 | 1055 | | | | |
| 38-1-28 | 1056 | | | | |
| 38-1-29 | 1057 | | | | |
| 38-1-30 | 1058 | | | 0.00 | -0.42 |
| 38-1-31 | 1059 | | | | |

Page No. 6
Date: 02/22/93

SHOREHAM DECOMMISSIONING PROJECT
Termination Survey QC Data Report

FORM CODE
SU029-Q

Alpha Survey Results

Survey Unit ID: SU029-Q
Name: TURBINE

Building: SU

Name:

Survey date 02/17/93

| Instrument Type | | Alpha | | Smear Ctr. | |
|-----------------|-------|-------------|------------|-----------------|------------|
| | | total alpha | | removable alpha | |
| Block ID | point | gcpm | dpm/100cm2 | gcpm | dpm/100cm2 |
| 38-1-32 | 1060 | | | | |
| 38-1-33 | 1061 | | | | |
| 38-1-34 | 1062 | | | | |
| 38-1-35 | 1063 | | | 0.00 | -0.42 |
| 38-1-36 | 1064 | | | | |
| 38-1-37 | 1065 | | | | |
| 38-1-38 | 1066 | | | | |
| 38-1-39 | 1067 | | | | |
| 38-1-40 | 1068 | | | | |
| 38-1-41 | 1069 | | | | |
| 38-1-42 | 1070 | | | | |
| 38-1-43 | 1071 | | | | |
| 38-1-44 | 1072 | | | | |
| 38-1-45 | 1073 | | | | |
| 38-1-46 | 1074 | | | | |
| 38-1-47 | 1075 | | | | |
| 38-1-48 | 1076 | | | | |
| 38-1-49 | 1077 | | | | |
| 38-1-50 | 1078 | | | | |
| 38-1-51 | 1079 | | | | |
| 38-1-52 | 1080 | | | | |
| 38-2-1 | 1081 | | | 0.00 | -0.42 |
| 38-2-2 | 1082 | | | | |
| 38-2-3 | 1083 | | | | |
| 38-2-4 | 1084 | | | | |
| 38-2-5 | 1085 | | | | |
| 38-2-6 | 1086 | | | | |
| 38-2-7 | 1087 | | | | |
| 38-2-8 | 1088 | | | | |
| 38-2-9 | 1089 | | | | |
| 38-2-10 | 1090 | | | | |
| 38-2-11 | 1091 | | | | |
| 38-2-12 | 1092 | | | | |

SHOPEHAM DECOMMISSIONING PROJECT
Termination Survey QC Data Report

FORM CODE
SU029-Q

Alpha Survey Results

Survey Unit ID. :SU029-Q
Name:TURBINE

Building :SU

Name:

Survey date 02/17/93

| Instrument Type | | Alpha | | Smear Ctr. | |
|-----------------|-------|-------------|------------|-----------------|------------|
| | | total alpha | | removable alpha | |
| Block ID | point | gcpm | dpm/100cm2 | gcpm | dpm/100cm2 |
| 38-2-13 | 1093 | | | | |
| 38-2-14 | 1094 | | | | |
| 38-2-15 | 1095 | | | | |
| 38-2-16 | 1096 | | | | |
| 38-2-17 | 1097 | | | | |
| 38-2-18 | 1098 | | | | |
| 38-2-19 | 1099 | | | | |
| 38-2-20 | 1100 | | | | |
| 38-2-21 | 1101 | | | | |
| 38-2-22 | 1102 | | | | |
| 38-2-23 | 1103 | | | | |
| 38-2-24 | 1104 | | | 0.00 | -0.42 |
| 38-2-25 | 1105 | | | | |
| 38-2-26 | 1106 | | | | |
| 38-2-27 | 1107 | | | | |
| 38-2-28 | 1108 | | | | |
| 38-2-29 | 1109 | | | | |
| 38-2-30 | 1110 | | | | |
| 38-2-31 | 1111 | | | | |
| 38-2-32 | 1112 | | | | |
| 38-2-33 | 1113 | | | | |
| 38-2-34 | 1114 | | | | |
| 38-2-35 | 1115 | | | | |
| 38-2-36 | 1116 | | | | |
| 38-2-37 | 1117 | | | | |
| 38-2-38 | 1118 | | | | |
| 38-2-39 | 1119 | | | | |
| 38-2-40 | 1120 | | | | |
| 38-2-41 | 1121 | | | | |
| 38-2-42 | 1122 | | | | |
| 38-2-43 | 1123 | | | | |
| 38-2-44 | 1124 | | | | |
| 38-2-45 | 1125 | | | | |

SHOREHAM DECOMMISSIONING PROJECT
Termination Survey QC Data Report

FORM CODE
SU029-Q

Alpha Survey Results

Survey Unit ID. : SU029-Q
Name: TURBINE

Building : SU

Name:

Survey date 02/17/93

| Instrument Type | | Alpha | | Smear Ctr. | |
|-----------------|-------|-------------|------------|-----------------|------------|
| | | total alpha | | removable alpha | |
| Block ID | point | gcpm | dpm/100cm2 | gcpm | dpm/100cm2 |
| 38-2-46 | 1126 | | | | |
| 38-2-47 | 1127 | | | 0.00 | -0.42 |
| 38-2-48 | 1128 | | | | |
| 38-2-49 | 1129 | | | | |
| 38-2-50 | 1130 | | | | |
| 38-2-51 | 1131 | | | | |
| 38-2-52 | 1132 | | | | |

Termination Survey Report for Turbine System (N31)

ATTACHMENT

NQA SURVEILLANCE ACTIVITIES