

MATERIALS LICENSE
SUPPLEMENTARY SHEET**OFFICIAL RECORD COPY**

PAGE	1	OF	1	PAGES
License number	29-02023-05			
Docket or Reference number	030-10074			
Amendment No. 14				

Evergreen Radiology Associates, P.A.
785 Totowa Road
Totowa, New Jersey 07512

In accordance with the letter dated October 18, 1995, License Number 29-02023-05 is hereby terminated.



Date NOV 10 1995

For the U.S. Nuclear Regulatory Commission

ORIGINAL SIGNED BY:

By PENNY A. LANZISERA

Nuclear Materials Safety Branch
Region I

King of Prussia, Pennsylvania 19406

ML 10 0/1

NOV 10 1995

Dr. Sam Brown, Director
Evergreen Radiology Associates, P.A.
785 Totowa Road
Totowa, NJ 07512

Dear Dr. Brown:

Please find enclosed Amendment No. 14 terminating License No. 29-02023-05 as requested by letter dated October 18, 1995.

Your cooperation with us is appreciated.

Sincerely,

ORIGINAL SIGNED BY:
PENNY A. LANZISERA

Penny Lanzisera
Division of Nuclear Materials Safety

License No. 29-02023-05
Docket No. 030-10074
Control No. 122456

Enclosure:
Amendment No. 14

DOCUMENT NAME: R:\WPS\MLTR\L2902023.05

To receive a copy of this document, indicate in the box: "C" = Copy w/o attach/encl "E" = Copy w/ attach/encl "N" = No copy

OFFICE	DNMS/RI	N	DNMS/RI				
NAME	Lanzisera PL						
DATE	10/24/95	10/	/95	10/	/95	10/	/95

OFFICIAL RECORD COPY

ML 10

Evergreen Radiology Assoc., P.A.

785 Totowa Road
Totowa, New Jersey 07512
(201) 904-0890 Fax (201) 904-0695

Sam I. Brown, M.D.

Sung IL Lee, M.D.

Rajmohan H. Shetty, M.D.

October 18, 1995

030-10074

Penny Lanzisera
U.S. Nuclear Regulatory Commission
Region 1
475 Allendale Road
King of Prussia, Pennsylvania 19406-1415

Re: License No. 29-02023-05

Dear Ms. Lanzisera:

According to our telephone conversation of this date, this letter is an addendum to the letter dated July 14, 1995 addressed to Francis M. Costello, Chief Medical Licensing Section.

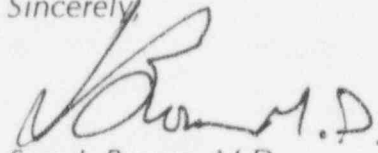
Evergreen Radiology also requests a termination of license number 29-02023-05.

The Picker V-3000 teletherapy unit which contained Cobalt-60 teletherapy source was removed on Thursday, September 14, 1995 by Neutron Products, Inc. We have included the paperwork from Neutron Products, Inc. dated August 23, 1995.

Thank you for your time and assistance.

If you have any questions please call me.

Sincerely,



Sam I. Brown, M.D.
Radiation Safety Officer

CMB:cmb

122456

OFFICIAL RECORD COPY ML 10

NOV - 3 1995

OCT 20 1995

FAX REC'D


URGENT**NEUTRON PRODUCTS, INC.**

22301 Mt. Ephraim Road
Dickerson, MD 20842
301-849-5001

FAX: 301-849-5007


FAX LEAD PAGE

TO: Dr. Armando F. Leone
Evergreen Radiology
220 Hamburg Turnpike
Wayne, New Jersey

DATE: August 23, 1995

FAX NO.: (201) 881-8454

PAGES: 1

FROM: Edmond J. DeRosa 
RE: Removal of Picker V-3000

.....

MESSAGE:

This is to confirm that Neutron Products will initiate the removal of your Picker V-3000 teletherapy unit and contained cobalt-60 teletherapy source on Thursday, September 14, 1995.

One of our own trucks should arrive earlier in the day.

We would appreciate your having copies of the following documentation available for our source installer for the source currently installed:

- * {
- source certificate;
 - last leak test certificate; and,
 - calibration data (any date).

* In addition, would you please fax to us for our files a copy of the current license page containing the maximum activity limit in curies (Item 8) and the page giving the expiration date.

Finally, would you please have someone from the hospital engineering department call me to discuss the removal of the unit, and to inform me of any special requirements regarding the parking of our truck, rigging of the 3,200 pound source transfer container and the disassembled unit components to and from the teletherapy room, and if any special floor covering will be needed.

TELETHERAPY UNIT AND SOURCE TRANSFER

This is to certify that a cobalt-60 source described as follows:

Model Number: NPTf-Series
Serial Number: T-1041
Containing 1070 curies as of September 1, 1995

has been determined by a wipe test to be leak free and has been removed from a teletherapy unit described as follows:

Manufacturer: Picker
Model Number: V3000
Serial Number: 116

The above unit has been removed and the depleted uranium contained therein, 0.0 kilograms, has been transferred from Evergreen Radiology's Radioactive Materials License to Neutron Products, Inc.'s Nuclear Regulatory Commission License No. SUB-1551.

The cobalt-60 source removed from the above unit has been transferred from Evergreen Radiology's Radioactive Materials License to Neutron Products, Inc.'s Radioactive Materials License MD-31-025-03.

X. Chen
Date 9/14/95

L. Kull
Neutron Products, Inc.
Date 9-14/95

NEUTRON PRODUCTS inc

Wipe Test Results for A Teletherapy Unit

Teletherapy Unit Information

Manufacturer : Picker

Model Number : V3000

Serial Number : 116

Source Information

Model Number : NPI-20-2000W

Serial Number : T-1041

Source activity : 1070 Curies as of September 1, 1995

Equipment

Wipe Counter : Ludium Spectrometer

Model Number : 261

Serial Number : 2213

The above teletherapy unit has been wiped with an alcohol pad and measured with the wipe counter and the results are

Background : 257 cpm/min

Wipe Test : 254 cpm/min

Conclusion : The teletherapy unit is leak free.

Performed by: Xuan G. Chen, Medical Physicist, Date: 9/1/1995

Xuan G. Chen 9/1/95

Survey Report Before & After Removing Teletherapy Unit

Removing Date: September 14, 1995

Machine Information

Model : V3000
Serial Number : 116
Manufacturer : Picker

Source Information

Model Number : NP1-20-2000W
Serial Number : T-1041
Containing 1065 Curies as of September 14, 1995

Instrument Used

Survey Meter 1:
Model : 450
Serial Number : 1447
Manufacturer : Victoreen
Calibration Date : 7/7/1995

Survey Meter 2:
Model : 05-571
Serial Number : C737
Manufacturer : Victoreen
Calibration Date : 3/27/1995

Background: 0.03 mr/hr

Survey Results are shown in the following table.

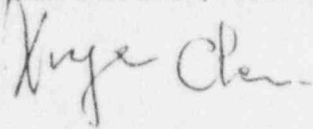
Reading

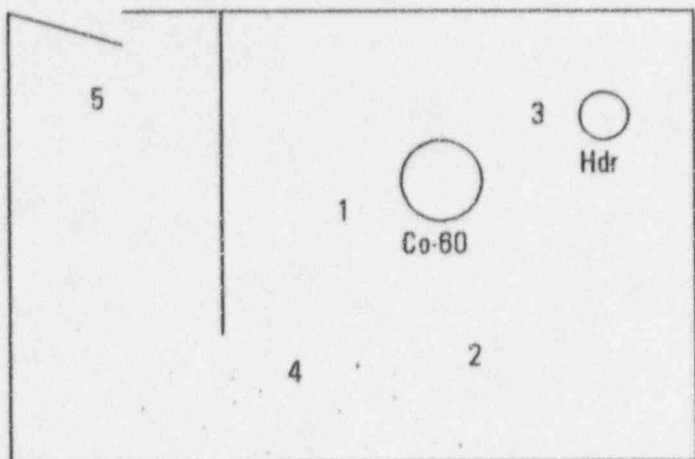
Location Code	Before Co-60 Removed (mr/hr)	After Co-60 Removed (mr/hr)
1	0.12	0.03
2	0.08	0.03
3	0.18	0.07
4	0.05	0.03
5	0.03	0.03

Location Codes are shown in the next page.

Performed by : Xuan Gen Chen, Medical Physicist

Date: 9/14/1995





MS 16

P-6

Evergreen Radiology Assoc., P.A.

785 Totowa Road
Totowa, New Jersey 07512
(201) 904-0890 Fax (201) 904-0695

Sam I. Brown, M.D.

Sung IL Lee, M.D.

Rajmohan H. Shetty, M.D.

October 18, 1995

030-10074

Penny Lanzisera
U.S. Nuclear Regulatory Commission
Region 1
475 Allendale Road
King of Prussia, Pennsylvania 19406-1415

Re: License No. 29-02023-05

Dear Ms. Lanzisera:

According to our telephone conversation of this date, this letter is an addendum to the letter dated July 14, 1995 addressed to Francis M. Costello, Chief Medical Licensing Section.

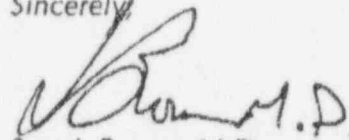
Evergreen Radiology also requests a termination of license number 29-02023-05.

The Picker V-3000 teletherapy unit which contained Cobalt-60 teletherapy source was removed on Thursday, September 14, 1995 by Neutron Products, Inc. We have included the paperwork from Neutron Products, Inc. dated August 23, 1995.

Thank you for your time and assistance.

If you have any questions please call me.

Sincerely,



Sam I. Brown, M.D.
Radiation Safety Officer

CMB:cmb

voided-
TERM-123456
121040

OFFICIAL RECORD COPY

ML 10

FAX REC'D

OCT 20 1995

Weakness in the arm


URGENT**NEUTRON PRODUCTS, INC.**

22301 Mt. Ephraim Road
Dickerson, MD 20842
301-840-6001

FAX: 301-840-5007


FAX LEAD PAGE

TO: Dr. Armando F. Leone
Evergreen Radiology
220 Hamburg Turnpike
Wayne, New Jersey

DATE: August 23, 1995

FAX NO.: (201) 881-0454

PAGES: 1


FROM: Edmund J. DeRosa 
RE: Removal of Picker V-3000


MESSAGE:

This is to confirm that Neutron Products will initiate the removal of your Picker V-3000 teletherapy unit and contained cobalt-60 teletherapy source on Thursday, September 14, 1995.

One of our own trucks should arrive earlier in the day.

We would appreciate your having copies of the following documentation available for our source installer for the source currently installed:

- 
- source certificate;
 - last leak test certificate; and,
 - calibration data (any date).



In addition, would you please fax to us for our files a copy of the current license page containing the maximum activity limit in curies (item B) and the page giving the expiration date.

Finally, would you please have someone from the hospital engineering department call me to discuss the removal of the unit, and to inform me of any special requirements regarding the parking of our truck, rigging of the 3,200 pound source transfer container and the disassembled unit components to and from the teletherapy room, and if any special floor covering will be needed.

TELETHERAPY UNIT AND SOURCE TRANSFER

This is to certify that a cobalt-60 source described as follows:

Model Number: NPTT-Series
Serial Number: T-1041
Containing 1070 curies as of September 1, 1995

has been determined by a wipe test to be leak free and has been removed from a teletherapy unit described as follows:

Manufacturer: Picker
Model Number: V3000
Serial Number: 110

The above unit has been removed and the depleted uranium contained therein, 0.0 kilograms, has been transferred from Evergreen Radiology's Radioactive Materials License to Neutron Products, Inc.'s Nuclear Regulatory Commission License No. SUB-1551.

The cobalt-60 source removed from the above unit has been transferred from Evergreen Radiology's Radioactive Materials License to Neutron Products, Inc.'s Radioactive Materials License MD-31-025-03.

X. Chen
Date 9/14/95

L. Kido
Neutron Products, Inc.
Date 9-14/95

NEUTRON PRODUCTS inc

Wipe Test Results for A Teletherapy Unit

Teletherapy Unit Information

Manufacturer : Picker

Model Number : V3000

Serial Number : 116

Source Information

Model Number : NPI-20-2000W

Serial Number : T-1041

Source activity : 1070 Curies as of September 1, 1995

L Equipment

Wipe Counter : Ludlum Spectrometer

Model Number : 261

Serial Number : 2213

The above teletherapy unit has been wiped with an alcohol pad and
measured with the wipe counter and the results are

Background : 257 cpm/min

Wipe Test : 254 cpm/min

Conclusion : The teletherapy unit is leak free.

Performed by: Xuan G. Chen, Medical Physicist, Date: 9/1/1995

Xuan G. Chen 9/1/95

Survey Report Before & After Removing Teletherapy Unit

Removing Date: September 14, 1995

Machine Information

Model : V3000
Serial Number : 116
Manufacturer : Picker

Source Information

Model Number : NP1-20-2000W
Serial Number : T-1041
Containing 1065 Curies as of September 14, 1995

Instrument Used**Survey Meter 1:**

Model : 450
Serial Number : 1447
Manufacturer : Victoreen
Calibration Date : 7/7/1995

Survey Meter 2:

Model : 05-571
Serial Number : C737
Manufacturer : Victoreen
Calibration Date : 3/27/1995

Background: 0.03 mr/hr

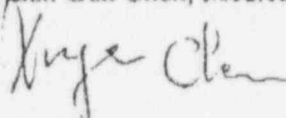
Survey Results are shown in the following table.

Reading

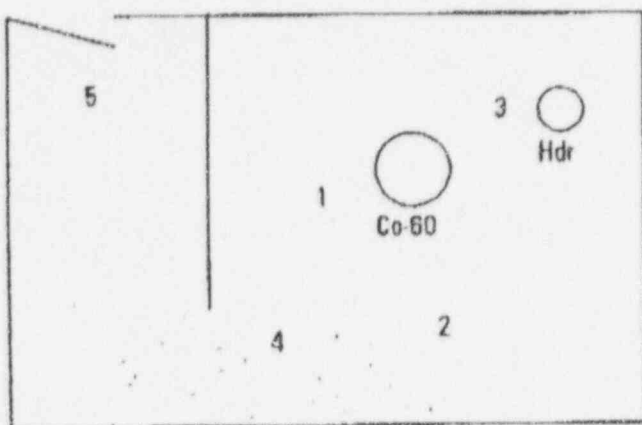
Location Code	Before Co-60 Removed	After Co-60 Removed
	(mr/hr)	(mr/hr)
1	0.12	0.03
2	0.08	0.03
3	0.18	0.07
4	0.05	0.03
5	0.03	0.03

Location Codes are shown in the next page.

Performed by : Xuan Gen Chen, Medical Physicist



Date: 9/14/1995



TELEPHONE CONVERSATION RECORD		Date: 10-12-95	Time: 11:30
Mail Control No.: 121040		License No.: 29-02023-05	Docket No.: 030-10074
Person Called: Dr. Brown, RSO		Organization: Evergreen Radiology	Telephone Number: 201 904-0890
Person Calling: Penny Lanzisera			
Subject: License status			
Summary: Gloria Malacrida called me back for Dr. Brown and stated that the cobalt source had been removed by Neutron products on Sept. 14, 1995. I requested a signed letter from Dr. Brown to terminate the license and copies of Neutron Products acceptance of the source and surveys/leak tests.			
Action Required/Taken: Submittal of termination request			
Signature: <i>Penny Lanzisera</i>		Date: 10-12-95	

OFFICIAL RECORD COPY

ML 10

Evergreen Radiology Assoc., P.A.

785 Totowa Road
Totowa, New Jersey 07512
(201) 904-0890 Fax (201) 904-0695

Sam I. Brown, M.D.

Sung IL Lee, M.D.

Rajmohan H. Shetty, M.D.

United States Nuclear Regulatory Commission
Region 1
475 Allendale Road
King of Prussia, PA 19406-1415

030-10074
P-6

Attn: Francis M. Costello, Chief Medical Licensing Section

July 14, 1995

additional
info
(P-6)

The following information is supplied as per NRC Information Notice 88-28, Rev. 1, Attachment 1, "Information Needed for Change of Ownership Application", pursuant to License #29-02023 -05, to revert control to Preakness Radiology Associates, the original licensee, from the current holder.

The new licensee contact will be Armand Leone, M.D., who can be reached at (201) 904-0404.

Dr. Leone will resume the responsibility of Radiation Safety Officer (RSO) from Sam I. Brown, M.D.

Evergreen Radiology Associates will forfeit the ability to utilize the materials listed under this license, but will maintain the License #29-02023-06 regarding Evergreen's other Therapeutic Radiology Services.

Ownership of the teletherapy unit has always remained with Preakness Radiology Associates; only the RSO requirements and the "control" of the unit has been the responsibility of Dr. Brown, and with this communication, Dr. Brown relinquishes these responsibilities to Dr. Leone.

There are no other anticipated changes, on the part of Evergreen Radiology Associates, regarding the location, facility, equipment or procedures.

This teletherapy unit is to be transferred with the current status of "for storage only".

OFFICIAL RECORD COPY

ML 10

voided
121040
JUL 24 1995

Evergreen Radiology therefore wishes to amend License #29-02023-05 as follows:

- (1) Delete Evergreen Radiology Associates P.A. as the Licensee, and transfer to Preakness Radiology Associates.
- (2) Delete Sam I. Brown, M.D. as RSO and transfer to Armand Leone, M.D.
- (3) Delete Sreenivasa Murthy, M.S. as the Teletherapy Physicist.

As per 10CFR35.14, we are notifying the NRC that the following Authorized Users will no longer serve under the capacity of this License:

Sam I. Brown, M.D.
Sung i. Lee, M.D.
Rajmohan H. Shetty, M.D.
Stewart A. Berkowitz, M.D.

Please refer to our letter to the NRC dated 3-6-95 regarding the status of the teletherapy unit being placed "for Storage only".

There is no documentation regarding decommission of the facility, or waste disposal, or incineration, or radioactive spills, or on site-burial connected to this License to transfer to the new licensee.


At present, no contamination is present, and therefore decontamination is not necessary.

There are no open inspection items prevailing at this time. Preakness Radiology Associates agrees to accept full liability for the site and future inspection items and resulting enforcement actions, if any.

The conditions of transfer of control, and the change of status of the RSO and Teletherapy Physicist, is agreed upon by both parties, and as such, their signatures appear below.

Preakness Radiology Associates agrees to abide by all constraints, conditions, requirements, representations, and commitments identified in the existing license.

Sincerely,



Sam I. Brown, M.D.
Evergreen Radiology Associates



Armand Leone, M.D.
Preakness Radiology Associates

Evergreen Radiology Assoc., P.A.

785 Totowa Road
Totowa, New Jersey 07512
(201) 904-0890 Fax (201) 904-0695

Sam I. Brown, M.D.

Sung IL Lee, M.D.

Rajmohan H. Shetty, M.D.

March 6, 1995

MS-16
P6

Sheri Arredondo
Nuclear Materials Safety Branch
Division of Radiation Safety and Safeguards
U.S. Nuclear Regulatory Commission
Region 1
475 Allendale Road
King of Prussia, Pa 19406-1415

HARD COPY

Re: License # 29-02023-05
Docket # 030-10074
Control # 121040

Dear Ms. Arredondo:

In response to your letter dated February 14, 1995 requesting additional information please note the following:

1. As previously stated in our license renewal, storage of the teletherapy machine, is under the direct supervision of Sam I. Brown, M.D., Radiation Safety Officer.
As per our letter dated 7-22-93 (copy of letter enclosed), in a telephone conversation with Ms. Pamela Henderson, no annual check or spot checks need to be performed since the fuses have been removed and the unit has been dismantled from the console rendering it inoperative.
Sam I. Brown, M.D. has been accepted as the R.S.O. on the license, therefore his training and experience levels have already been submitted to the NRC.

2. There are a limited amount of people (presently 7) involved that have access to the teletherapy storage area.

There is an electronic lock on the door that further prevents access to the teletherapy device.

All personnel who have access to the Teletherapy device are well trained in the precautions and procedures to minimize exposure. They are also trained and aware of the purpose and function of the protection devices employed.

3. Reference is made to the pre-existing license. The floor plan has already been submitted and has not been changed.

4. Model #V3, Serial #116, Manufacturer - Picker, Current activity, approximately 1132 Ci.

The last date that this machine was used for treatment purposes was February 26, 1993 as per letter dated July 9, 1993 to Jennie M. Johansen (copy of letter enclosed).

5. As per letter of July 22, 1993 to Ms. Pamela Henderson no annual calibration or monthly spot checks need be performed. The room is still being used for HDR's only and the Prime Alert is actively on at all times.

6. As per our letter of July 22, 1993 we reiterate a telephone conversation with Ms. Henderson in which we were told that annual calibrations would not be necessary. However, two survey meters which are used in conjunction with our HDR's are always on site.


All patients who receive HDR treatments are surveyed following their treatments in the room with the stored Cobalt machine. As such, we have over the years established a constant background reading. Were there to be a problem, i.e., excess radiation emanating from the stored Cobalt machine this would be discovered.

7. Please refer to reply #1 and 2 of this letter.

8. The Cobalt machine is inoperative; the fuses have been removed and the key to the console is kept in the possession of the Radiation Safety Officer off site. Inasmuch as this machine cannot be activated we have not posted emergency procedures nor listed persons to be contacted specific to the unit. However, such a listing is present for the HDR contained in the same room and prominently posted on the wall near the console.

If there are any questions or misunderstandings on our part please contact us so that these may be corrected.

Sincerely,

A handwritten signature in dark ink, appearing to read "S. Brown M.D.", with a stylized, cursive script.

Sam I. Brown, M.D.
Radiation Safety Officer

CB:jmn
Enc. 2

EVERGREEN RADIOLOGY ASSOCIATES, P.A.

785 Totowa Road
Totowa, N.J. 07512

(201)904-0890

Fax (201)904-0695

Sam I. Brown, M.D.
Sung Il Lee, M.D.

Stewart A. Berkowitz, M.D.
Rajmohan H. Shetty, M.D.

July 9, 1993

Ms. Jennie M. Johansen
U.S. Nuclear Regulatory Commission
Region 1
475 Allendale Road
King of Prussia, Pa 19406

Re: License #29-02023-05

Dear Ms. Johansen:

Enclosed you will find the application for amendment to the materials license as indicated above.

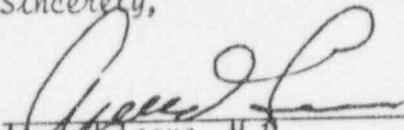
The teletherapy sealed source Co60 machine should be placed under a possession only storage amendment status.


This machine will no longer be used for any treatment purposes. The last date that this machine was used for treatment purposes was February 26, 1993.

If there are any questions please do not hesitate to call us at the above number.

Thank you.

Sincerely,


Armando Leone, M.D.
Radiation Safety Officer


Sam I. Brown, M.D.
Authorized User

SIB:jmn
7-9-93

Enc. 1

EVERGREEN RADIOLOGY ASSOCIATES, P.A.

785 Totowa Road
Totowa, N.J. 07512

(201)904-0890

Fax (201)904-0695

Sam I. Brown, M.D.
Sung Il Lee, M.D.

Stewart A. Berkowitz, M.D.
Rajmohan H. Shetty, M.D.

July 22, 1993

Ms. Pamela Henderson
Health Physicist
Medical Licensing Section
U.S. Nuclear Regulatory Commission
Region 1
475 Allendale Road
King of Prussia, Pa 19406

Re: License #29-02023-05
Cobalt 60 Teletherapy Unit

Dear Ms. Henderson:

As per our conversation of this date we are requesting permission to STORE ONLY our Cobalt 60 Teletherapy Unit.

The items discussed were:

Dismantling of the unit from the console (electrical switch).

The key will be kept with the Radiation Safety Officer.


The room is being used for HDR's only and the prime alert is actively on at all times.

No annual calibration will be done, no monthly spot check will be done.

I am looking forward to your advising us on the requirements of the Nuclear Regulatory Commission on the above matters.

Thank you.

Sincerely,



Mr. Vahid (Willie) Jalayer, Ph D

VJ:jmn
7-22-93

OFFICIAL RECORD COPY ML 10

121040

FEB 14 1995

License No. 29-02023-05
Docket No. 030-10074
Control No. 121040

Dr. Sam Brown, Director
Evergreen Radiology Associates, P.A.
785 Totowa Road
Totowa, NJ 07512

Dear Dr. Brown:

This is in reference to your application dated December 30, 1994 to renew your license for storage only. In order to continue our review, we need the following additional information:

1. Please indicate who will supervise the storage of the teletherapy machine and ensure that all surveys and inventories are performed. Provide the training and experience for each individual listed.
2. Confirm that any individual having access to the teletherapy storage area will be provided training in accordance with 10 CFR 19.12.
3. On a detailed version of your facility diagram, please indicate the storage location of the teletherapy source (and any other radiation producing device) and describe the type, dimensions, and thickness of shielding that you have in place. In addition, identify adjacent areas across the walls from storage locations and show that adequate steps have been taken to assure that radiation levels in unrestricted areas will not result in doses to individual members of the public in excess of those specified in 10 CFR 20.1301 (enclosed).
4. Provide the model number of the specific sealed source you possess. Also, provide the current source activity, the proposed date of disposal, and the date of last source use.
5. Confirm that you will perform quarterly sealed source inventories and surveys and that records of the inventories and surveys will be maintained for Commission review.
6. Specify the radiation detection instruments that you have available. Include the manufacturer and model number, the number of instruments available, the types of radiation detected, the range (milliroentgens per hour or counts per minute), and the intended use (monitoring, surveying, or measuring).

OFFICIAL RECORD COPY

ML 10

7. 10 CFR 20.1801 requires that licensed material be secured against unauthorized removal from the place of storage. In your application, you did not indicate how you will secure licensed material. Describe how you will preclude the unauthorized removal of licensed material from the place of storage. Also, since the place of storage is also used for high-dose-rate afterloader treatments, indicate how you secure the teletherapy unit from accidental use.
8. In your application, no mention was made of establishing and posting emergency procedures. Licensees must establish emergency procedures that address immediate actions to be taken and persons to be contacted (including appropriate phone numbers). Please confirm that you will draft and post a set of emergency procedures.

We will continue our review upon receipt of this information. Please reply in duplicate to my attention at the Region I office and refer to Mail Control No. 121040. If you have any technical questions regarding this deficiency letter, please call Penny Lanzisera at (610) 337-5169.

In order to continue prompt review of your application, we request that you submit your response to this letter within 30 calendar days from the date of this letter.

Sincerely,

ORIGINAL SIGNED BY:
SHERI A. ARREDONDO

Sheri Arredondo
Nuclear Materials Safety Branch
Division of Radiation Safety
and Safeguards

License No. 29-02023-05
Docket No. 030-10074
Control No. 121040

Enclosures:
10 CFR Parts 19 and 20

DOCUMENT NAME: R:\WPS\DLTR\L2902023.05

OFFICE	DRSS/RI	DRSS/RI	DRSS/RI	DRSS/RI
NAME	Lanzisera PL	Arredondo ST		
DATE	01/25/95	01/14/95	01/ /95	01/ /95

OFFICIAL RECORD COPY

JAN - 9 1995

Dr. Sam I. Brown
Director
Evergreen Radiology Associates, P.A.
785 Totowa Road
Totowa, New Jersey 07512

SUBJECT: LICENSE RENEWAL APPLICATION

Dear Dr. Brown:

This is to acknowledge receipt of your application for renewal of material(s) license identified above. Your application is deemed timely filed, and accordingly, the license will not expire until final action has been taken by this office.

Any correspondence regarding the renewal application should reference the control number specified above.

Sincerely,

Original Signed By:

Sheryl Villar, Chief
Licensing Assistance Section
Division of Radiation Safety
and Safeguards

Docket No. 030-10074
License No. 29-02023-05
Control No. 121040

DOCUMENT NAME: S:\PENDING\EVERGREE.DTL

To receive a copy of this document, indicate in the box: "C" = Copy without attachment/enclosure "E" = Copy with attachment/enclosure "N" = No copy

OFFICE	RI/DRSS	RI/DRSS	/			
NAME	Brown/GMP	Villar				
DATE	01/09/95	01/9/95	01/ /95	01/ /95	01/ /95	01/ /95

OFFICIAL RECORD COPY

ML 10

(6-95)
10 CFR 30, 32, 33
34, 35, 36, 39 and 40

APPLICATION FOR MATERIAL LICENSE

ESTIMATED BURDEN PER RESPONSE TO COMPLY WITH THIS INFORMATION COLLECTION REQUEST: 9 HOURS. SUBMITTAL OF THE APPLICATION IS NECESSARY TO DETERMINE THAT THE APPLICANT IS QUALIFIED AND THAT ADEQUATE PROCEDURES EXIST TO PROTECT THE PUBLIC HEALTH AND SAFETY. FORWARD COMMENTS REGARDING BURDEN ESTIMATE TO THE INFORMATION AND RECORDS MANAGEMENT BRANCH (MNBB 7714), U.S. NUCLEAR REGULATORY COMMISSION, WASHINGTON, DC 20555-0001, AND TO THE PAPERWORK REDUCTION PROJECT (3150-0120), OFFICE OF MANAGEMENT AND BUDGET, WASHINGTON, DC 20503.

INSTRUCTIONS: SEE THE APPROPRIATE LICENSE APPLICATION GUIDE FOR DETAILED INSTRUCTIONS FOR COMPLETING APPLICATION. SEND TWO COPIES OF THE ENTIRE COMPLETED APPLICATION TO THE NRC OFFICE SPECIFIED BELOW.

APPLICATION FOR DISTRIBUTION OF EXEMPT PRODUCTS FILE APPLICATIONS WITH:

DIVISION OF INDUSTRIAL AND MEDICAL NUCLEAR SAFETY
OFFICE OF NUCLEAR MATERIALS SAFETY AND SAFEGUARDS
U.S. NUCLEAR REGULATORY COMMISSION
WASHINGTON, DC 20555-0001

ALL OTHER PERSONS FILE APPLICATIONS AS FOLLOWS:

IF YOU ARE LOCATED IN:

CONNECTICUT, DELAWARE, DISTRICT OF COLUMBIA, MAINE, MARYLAND,
MASSACHUSETTS, NEW HAMPSHIRE, NEW JERSEY, NEW YORK, PENNSYLVANIA,
RHODE ISLAND, OR VERMONT, SEND APPLICATIONS TO:

LICENSING ASSISTANT SECTION
NUCLEAR MATERIALS SAFETY BRANCH
U.S. NUCLEAR REGULATORY COMMISSION, REGION I
475 ALLENDALE ROAD
KING OF PRUSSIA, PA 19406-1415

ALABAMA, FLORIDA, GEORGIA, KENTUCKY, MISSISSIPPI, NORTH CAROLINA, PUERTO
RICO, SOUTH CAROLINA, TENNESSEE, VIRGINIA, VIRGIN ISLANDS, OR WEST VIRGINIA,
SEND APPLICATIONS TO:

NUCLEAR MATERIALS LICENSING SECTION
U.S. NUCLEAR REGULATORY COMMISSION, REGION II
101 MARIETTA STREET, NW, SUITE 2900
ATLANTA, GA 30323-0199

IF YOU ARE LOCATED IN:

ILLINOIS, INDIANA, IOWA, MICHIGAN, MINNESOTA, MISSOURI, OHIO, OR WISCONSIN,
SEND APPLICATIONS TO:

MATERIALS LICENSING SECTION
U.S. NUCLEAR REGULATORY COMMISSION, REGION III
801 WARRENVILLE RD
LISLE, IL 60532-4351

ARKANSAS, COLORADO, IDAHO, KANSAS, LOUISIANA, MONTANA, NEBRASKA, NEW
MEXICO, NORTH DAKOTA, OKLAHOMA, SOUTH DAKOTA, TEXAS, UTAH, OR WYOMING,
SEND APPLICATIONS TO:

NUCLEAR MATERIALS LICENSING SECTION
U.S. NUCLEAR REGULATORY COMMISSION, REGION IV
611 RYAN PLAZA DRIVE, SUITE 400
ARLINGTON, TX 76011-8064

ALASKA, ARIZONA, CALIFORNIA, HAWAII, NEVADA, OREGON, WASHINGTON, AND U.S.
TERRITORIES AND POSSESSIONS IN THE PACIFIC, SEND APPLICATIONS TO:

RADIOACTIVE MATERIALS SAFETY BRANCH
U.S. NUCLEAR REGULATORY COMMISSION, REGION V
1450 MARIA LANE
WALNUT CREEK, CA 94596-5368

PERSONS LOCATED IN AGREEMENT STATES SEND APPLICATIONS TO THE U.S. NUCLEAR REGULATORY COMMISSION ONLY IF THEY WISH TO POSSESS AND USE LICENSED MATERIAL IN STATES SUBJECT TO U.S. NUCLEAR REGULATORY COMMISSION JURISDICTIONS.

1. THIS IS AN APPLICATION FOR (Check appropriate item)

- ☐ A. NEW LICENSE
☐ B. AMENDMENT TO LICENSE NUMBER _____
☒ C. RENEWAL OF LICENSE NUMBER 29-02023-05

2. NAME AND MAILING ADDRESS OF APPLICANT (Include Zip code)

EVERGREEN RADIOLOGY
785 TOTOWA ROAD
TOTOWA, NEW JERSEY 07512

3. ADDRESS(ES) WHERE LICENSED MATERIAL WILL BE USED OR POSSESSED

220 HAMBURG TPKE.
WAYNE, NEW JERSEY 07470

4. NAME OF PERSON TO BE CONTACTED ABOUT THIS APPLICATION

SAM I. BROWN, M.D.
RADIATION SAFETY OFFICER

TELEPHONE NUMBER
(201) 904-0890

SUBMIT ITEMS 5 THROUGH 11 ON 8-1/2 X 11" PAPER. THE TYPE AND SCOPE OF INFORMATION TO BE PROVIDED IS DESCRIBED IN THE LICENSE APPLICATION GUIDE.

5. RADIOACTIVE MATERIAL a. Element and mass number; b. chemical and/or physical form; and c. maximum amount which will be possessed at any one time	6. PURPOSE(S) FOR WHICH LICENSED MATERIAL WILL BE USED.
7. INDIVIDUAL(S) RESPONSIBLE FOR RADIATION SAFETY PROGRAM AND THEIR TRAINING EXPERIENCE	8. TRAINING FOR INDIVIDUALS WORKING IN OR FREQUENTING RESTRICTED AREAS
9. FACILITIES AND EQUIPMENT	10. RADIATION SAFETY PROGRAM
11. WASTE MANAGEMENT	12. LICENSEE FEES (See 10 CFR 170 and Section 170.31) FEE CATEGORY: _____ AMOUNT ENCLOSED \$ _____
13. CERTIFICATION. (Must be completed by applicant) THE APPLICANT UNDERSTANDS THAT ALL STATEMENTS AND REPRESENTATIONS MADE IN THIS APPLICATION ARE BINDING UPON THE APPLICANT. THE APPLICANT AND ANY OFFICIAL EXECUTING THIS CERTIFICATION ON BEHALF OF THE APPLICANT, NAMED IN ITEM 2, CERTIFY THAT THIS APPLICATION IS PREPARED IN CONFORMITY WITH TITLE 10, CODE OF FEDERAL REGULATIONS, PARTS 30, 32, 33, 34, 35, 36, 39 AND 40, AND THAT ALL INFORMATION CONTAINED HEREIN IS TRUE AND CORRECT TO THE BEST OF THEIR KNOWLEDGE AND BELIEF. WARNING: 18 U.S.C. SECTION 1001 ACT OF JUNE 25, 1948 62 STAT. 749 MAKES IT A CRIMINAL OFFENSE TO MAKE A WILLFULLY FALSE STATEMENT OR REPRESENTATION TO ANY DEPARTMENT OR AGENCY OF THE UNITED STATES AS TO ANY MATTER WITHIN ITS JURISDICTION.	

CERTIFYING OFFICER - TYPED/PRINTED NAME AND TITLE

SAM I. BROWN, M.D.-RADIATION SAFETY OFFICER

SIGNATURE

Sam I. Brown

DATE

12/30/94

FOR NRC USE ONLY

TYPE OF FEE	FEE LOC	FEE CATEGORY	AMOUNT RECEIVED	CHECK NUMBER	COMMENTS
REN	3P	85	\$ 630	3440	
APPROVED BY	DATE				
<i>Brenda</i>	1/1/95				

Evergreen Radiology Assoc., P.A.

785 Totowa Road
Totowa, New Jersey 07512
(201) 904-0890 Fax (201) 904-0695

Sam I. Brown, M.D.

Sung IL Lee, M.D.

Rajmohan H. Shetty, M.D.

- 5a. *The element and mass number is Cobalt 60. The physical form is Teletherapy sealed sources (Picker Model P3801A, Advanced Medical Systems Model Nos. AMS3800, AMS3801, or AMS3802 or Neutron Products NPTT-Series). The maximum amount which will be possessed at any one time will not exceed 2300 curies per source and 4600 curies total.*
- 5b. *The element and mass number is Uranium depleted in Uranium 235. The physical form is metal. The maximum amount which will be possessed at any one time is 999 kilograms.*
6. *A. and B. will remain for storage only.*
7. *The Radiation Safety Officer for this license is Sam I. Brown, M.D.*
8. *Due to the fact that the unit is in storage only and not used, training for individuals is not necessary.*
9. *The unit described in 5A will be stored at the licensee's facilities at 220 Hamburg Turnpike, Wayne, New Jersey.*
10. *A Radiation Safety Program is not necessary for the Cobalt-60 Unit because it is for storage only.*
11. *There is no waste produced for this stored Cobalt-60 Unit.*

CB:jmn

BETWEEN:

LICENSE FEE MANAGEMENT BRANCH, ARM
AND
REGIONAL LICENSING SECTIONS

(FOR LFMS USE)
INFORMATION FROM LTS

PROGRAM CODE: 03800
STATUS CODE: 2
FEE CATEGORY: 3P
EXP. DATE: 19950131
FEE COMMENTS: STORAGE ONLY EFF 8/24
DECOM FIN ASSUR REQD: N
.....

LICENSE FEE TRANSMITTAL

A. REGION

1. APPLICATION ATTACHED

APPLICANT/LICENSEE: EVERGREEN RADIOLOGY ASSOC., P.A.
RECEIVED DATE: 950103
DOCKET NO: 3010074
CONTROL NO.: 121040
LICENSE NO.: 29-02023-05
ACTION TYPE: RENEWAL

*void & term
Continue w/ term
122456*

2. FEE ATTACHED

AMOUNT: \$680.00
CHECK NO.: 3540

3. COMMENTS

SIGNED
DATE

Brown Rebecca J.
1-5-95

B. LICENSE FEE MANAGEMENT BRANCH (CHECK WHEN MILESTONE 03 IS ENTERED ☒)

1. FEE CATEGORY AND AMOUNT: *3P* *\$680*

2. CORRECT FEE PAID. APPLICATION MAY BE PROCESSED FOR:

AMENDMENT -----
RENEWAL ☒ -----
LICENSE -----

3. OTHER -----

SIGNED
DATE

Brown
1/24/95

1995 JUN 13 PM 1:13

```

:      (FOR LFMS USE)
:      INFORMATION FROM LTS
:      *****

```

```
: PROGRAM CODE: Q3800  
: STATUS CODE: Z  
: FEE CATEGORY: 3P  
: EXP. DATE: 19950131  
: FEE COMMENTS: STORAGE ONLY EFF 8/24  
: DECOM FIN ASSUR REQD: N  
*****
```

A. REGION

2. FEE ATTACHED
AMOUNT:
CHECK NO.:

- SIGNED
DATE

1. FEE CATEGORY AND AMOUNT: 3P 1/extension

2. CORRECT FEE PAID. APPLICATION MAY BE PROCESSED FOR:
 AMENDMENT ✓ -----
 RENEWAL -----
 LICENSE -----

3. OTHER -----

SIGNED
DATE 4

RECEIVED BY LFDCB

Date 11/6/95 I 96

Log Nov 11

By [Signature]

Date Completed 11/6/95

10/25 OCT 26 AM 9:22

JUN 30 1995

License No. 29-02023-06
Docket No. 030-32352
Control No. 121890

12890

Sam I. Brown, M.D.
Radiation Safety Officer
Evergreen Radiology Associates, P.A.
785 Totowa Road
Totowa, NJ 07512

Dear Dr. Brown:

This is in reference to your letter dated June 2, 1995 informing us that you have added Arthur J. Harvey, M.D. to your byproduct material license number 29-02023-06 as an authorized user.

In accordance with 10 CFR 35.14, your letter dated June 2, 1995 is accepted as notification that you have permitted the individual named in your letter referenced above to work as an authorized user pursuant to 10 CFR 35.13(b)(1). No further correspondence on this matter is required.

Your cooperation is appreciated.

Sincerely,

Original Signed By:

Francis M. Costello, Chief
Medical Licensing Section
Nuclear Materials Safety Branch
Division of Radiation Safety
and Safeguards

License No. 29-02023-06
Docket No. 030-32352
Control No. 121890

Enclosure:
Federal Register, Vol. 59, No. 231

DOCUMENT NAME: R:\WPS\MLTR\L2902023.06B

To receive a copy of this document, indicate in the box: "C" = Copy w/o attach/encl "E" = Copy w/ attach/encl "N" = No copy

OFFICE	DRSS/RI <i>MB</i>	N	/ <i>pac</i>	/		
NAME	NBhalla		FMCostello			
DATE	06/27/95		06/28/95	06/ /95	06/ /95	

OFFICIAL RECORD COPY

ML 10

NOTE TO DMB:

THE ATTACHED DOCUMENTS ARE TO BE PROCESSED AS ONE MATERIALS
LICENSING PACKAGE.

LICENSE NUMBER: 29-00023-06

DOCKET NUMBER: 080-32352

CONTROL NUMBER: 121890

THIS SHEET MAY BE DISCARDED AFTER PROCESSING.

THANK YOU!

JUN 30 1995

License No. 29-02023-06
Docket No. 030-32352
Control No. 121890

Sam I. Brown, M.D.
Radiation Safety Officer
Evergreen Radiology Associates, P.A.
785 Totowa Road
Totowa, NJ 07512

Dear Dr. Brown:

This is in reference to your letter dated June 2, 1995 informing us that you have added Arthur J. Harvey, M.D. to your byproduct material license number 29-02023-06 as an authorized user.

In accordance with 10 CFR 35.14, your letter dated June 2, 1995 is accepted as notification that you have permitted the individual named in your letter referenced above to work as an authorized user pursuant to 10 CFR 35.13(b)(1). No further correspondence on this matter is required.

Your cooperation is appreciated.

Sincerely,

Original Signed By:

Francis M. Costello, Chief
Medical Licensing Section
Nuclear Materials Safety Branch
Division of Radiation Safety
and Safeguards

License No. 29-02023-06
Docket No. 030-32352
Control No. 121890

Enclosure:
Federal Register, Vol. 59, No. 231

DOCUMENT NAME: R:\WPS\MLTR\L2902023.06B

To receive a copy of this document, indicate in the box: "C" = Copy w/o attach/encl "E" = Copy w/ attach/encl "N" = No copy

OFFICE	DRSS/RI <i>nb</i>	N	/ <i>pac</i>	/		
NAME	NBhalla	FMCostello				
DATE	06/27/95	06/28/95	06/ /95	06/ /95	06/ /95	

OFFICIAL RECORD COPY

ML10

Evergreen Radiology Assoc., P.A.

785 Totowa Road
Totowa, New Jersey 07512
(201) 904-0890 Fax (201) 904-0695

Sam I. Brown, M.D.

Sung IL Lee, M.D.

Rajmohan H. Shetty, M.D.

June 2, 1995

030-32352

Bhalla Neelam
United States Nuclear Regulatory Commission
Region 1
475 Allendale Road
King of Prussia, Pennsylvania 19406

Re: License #29-02023-06

Dear Ms. Neelam:

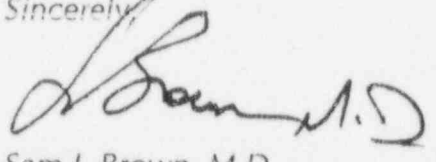
As Radiation Safety Officer and Authorized User, I do hereby name Arthur J. Harvey, M.D. an authorized user to be added to the license of Evergreen Radiology Assoc., P.A.

Enclosed are copies of Dr. Harvey's Board Certification from the American Board of Radiology and copies of previous license naming him an authorized user.

Should you need further information, please do not hesitate to contact me.

Thank you.

Sincerely,



Sam I. Brown, M.D.
Radiation Safety Officer

SIB:jmn
Enc. 7

OFFICIAL RECORD COPY

ML 10

JUN -7 1995

121890

The American Board of Radiology

Organized through the cooperation of the
American College of Radiology, the American Roentgen Ray Society,
the American Radium Society, the Radiological Society of North America,
the Section on Radiology of the American Medical Association,
the American Society for Therapeutic Radiology and Oncology,
and the Association of University Radiologists

Hereby certifies that

Arthur James Harvey, M.D.

Has pursued an accepted course of graduate study
and clinical work, has met certain standards and qualifications and
has passed the examinations conducted under the authority of

The American Board of Radiology


On this eighth day of June, 1989

Thereby demonstrating to the satisfaction of the Board
that he is qualified to practice the specialty of

Radiation Oncology

Robert G. Parker
President

John H. L. Feltch, Jr.
Secretary





STATE OF NEW YORK DEPARTMENT OF HEALTH

Center for Environmental Health

2 University Place

Albany, New York 12203-3398

Mark R. Chausin, M.D., M.P.P., M.P.H.
Commissioner

Paula Wilson
Executive Deputy Commissioner

OFFICE OF PUBLIC HEALTH

Lloyd P. Novick, M.D., M.P.H.
Director

Diana Jones Fitter
Executive Deputy Director
William N. Shashua, P.E., Ph.D.
Center Director

December 2, 1994

The Genesee Hospital
224 Alexander Street
Rochester, New York 14607

Attention: Arden Dockter, M.S.
Radiation Safety Officer

RE: NYS Dept. of Health Radioactive
Materials License No. 26
DH No. 94-365

Dear Licensee:

Enclosed is Amendment No. 104 to New York State Department of Health Radioactive Materials License No. 26, which adds Dr. Arthur Harvey as an authorized user of radioactive materials for therapy.

If I may be of assistance, please contact this office at 518/458-6485 or:

New York State Department of Health
Bureau of Environmental Radiation Protection
Radioactive Materials Section
Two University Place, Room 375
Albany, New York 12203

Sincerely,

Christopher D. Parker
Assoc. Radiological Health Specialist

SG/CDP:cwd

cc: Diana Ladd
Albert Chardonau

Enclosure:
Amendment No. 104

121890

MAY-82 1982 TUE 10:27 AM
NEW YORK STATE DEPARTMENT OF HEALTH
RADIOACTIVE MATERIALS LICENSE

License Number 26
Amendment Number 104
DH Number 94-365

The Genesee Hospital
224 Alexander Street
Rochester, New York 14607

Attention: Arden Dockter, M.S.
Radiation Safety Officer

Dear Licensee:

New York State Department of Health Radioactive Materials License No. 26 is amended as follows:

Change Condition No. 10 to Read:

10. A. Radioactive material licensed under Item 6 shall be used by, or under the tutelage of the following individuals, with the specified limitations:
- | | |
|---------------------------------|----------------------------|
| Charles Albrecht, M.D. | Subitem D |
| Ted Barnett, M.D. | Subitems A, B, E, and J |
| Lawrence Betts, M.D. | Subitems A, B, E, and J |
| Michael G. Bowers, M.D. | Subitems A, B, E, and J |
| Alberto Lopez-DaConceicao, M.D. | Subitems C and D |
| Frederick Erdman, M.D. | Subitems A, B, C, E, and J |
| Nancy Gadziala, M.D. | Subitems A, B, E, F, and J |
| Ronald Halnen, M.D. | Subitems A, B, E, and J |
| Arthur Harvey, M.D. | Subitems C and D. |
| Steve Herbert, M.D. | Subitems A, B, E, and J |

MAY 1962

NEW YORK STATE DEPARTMENT OF HEALTH
RADIOACTIVE MATERIALS LICENSE

CONDITIONS

License No. 26
Amendment No. 104

10. A. (Continued)

John Hurley, M.D.	Subitems A, B, E, and J
Francis Kelley, M.D.	Subitems A, B, C, E, and J
John David Kennedy, M.D.	Subitems A, B, C, E, and J
Michael Lebowitz, M.D.	Subitems A, B, E, and J
David Miller, M.D.	Subitems A, B, E, and J
John Norlund, M.D.	Subitem D
George Parker, M.D.	Subitems A, B, E, and J
Colin Poulter, M.D.	Subitems C and D
Derace Schaffer, M.D.	Subitems A, B, E, and J
W. Winslow Shrank, M.D.	Subitems A, B, E, and J
Robert Spataro, M.D.	Subitems A, B, E, and J
Bruce Thaler, M.D.	Subitems A, B, C, E, and J
Richard Tobin, M.D.	Subitems A, B, E, and J
Alvin Ureles, M.D.	Subitems A, B, C, E, and J
Herman Wallinga, M.D.	Subitems A, B, C, E, and J
David M. Wolf, M.D.	Subitems A, B, E, F, and J
Lyla Yerneni, M.D.	Subitems C and D

B. Radioactive material listed under Item 6 shall be used by, or under the supervision of the following individuals:

John D'Souza, M.D.	Subitems G, H, and I
--------------------	----------------------

NEW YORK STATE DEPARTMENT OF HEALTH
RADIOACTIVE MATERIALS LICENSE


CONDITIONS

License No. 26
Amendment No. 104

10. C. Radioactive material licensed under Item 6 shall be used by Arden Dockter, M.S., as appropriate to fulfill the responsibilities of the Radiation Safety Officer.

FOR THE NEW YORK STATE DEPARTMENT OF HEALTH

Date: December 2, 1994
SG/CDP:cwd

By 
Stephen M. Gavitt, Chief
Radioactive Materials Section
Bureau of Environmental Radiation Protection

cc: Albert Charbonneau
Diana Ladd

(9-81)

TRAINING AND EXPERIENCE AUTHORIZED USER OR RADIATION SAFETY OFFICER

1. NAME OF AUTHORIZED USER OR RADIATION SAFETY OFFICER

ARTHUR JAMES HARVEY, M.D.

2. STATE OR TERRITORY IN WHICH LICENSED TO PRACTICE MEDICINE

PA, NJ, VA

3. CERTIFICATION

SPECIALTY BOARD
ACATEGORY
BMONTH AND YEAR CERTIFIED
CTherapeutic
AMERICAN BOARD OF RADIOLOGYTherapeutic
RADIOLOGYBoard Eligible
WRITTEN PASSED 10/

4. TRAINING RECEIVED IN BASIC RADIOISOTOPE HANDLING TECHNIQUES

FIELD OF TRAINING A	LOCATION AND DATE(S) OF TRAINING B	TYPE AND LENGTH OF TRAINING	
		LECTURE/ LABORATORY COURSES (Hours) C	SUPERVISED LABORATORY EXPERIENCE (Hours) D
a. RADIATION PHYSICS AND INSTRUMENTATION	Cooper Hospital / Univ. of Pa. 7/84 - 6/87	140	30
b. RADIATION PROTECTION	Same	50	15
c. MATHEMATICS PERTAINING TO THE USE AND MEASUREMENT OF RADIOACTIVITY	Same	40	0
d. RADIATION BIOLOGY	Same	75	0
e. RADIOPHARMACEUTICAL CHEMISTRY			

5. EXPERIENCE WITH RADIATION. (Actual use of Radioisotopes or Equivalent Experience)

ISOTOPE	MAXIMUM AMOUNT	WHERE EXPERIENCE WAS GAINED	DURATION OF EXPERIENCE	TYPE OF USE
Cs 137	150 mCi / case	Cooper Hospital	3 years	Clinical management of patients
Ir 192	200 mCi / case	Univ. of Pa.		
I 125	100 mCi / case	"		
Pu 198	100 mCi / case	"		
I 131	150 mCi / case	"		
P 32	20 mCi / case			

PRECEPTOR STATEMENT

Supplement B must be completed by the applicant physician's preceptor. If more than one preceptor is necessary to document experience, obtain a separate statement from each.

1. APPLICANT PHYSICIAN'S NAME AND ADDRESS

FULL NAME

ARTHUR JAMES HARVEY, M.D.

STREET ADDRESS

LACROIX DRIVE

EASTERN VIRGINIA MEDICAL CENTER

CITY

NORFOLK

STATE

VA

ZIP CODE

23507

KEY TO COLUMN C

PERSONAL PARTICIPATION SHOULD CONSIST OF:

1. Supervised examination of patients to determine the suitability for radioisotope diagnosis and/or treatment and recommendation for prescribed dosage.
2. Collaboration in dose calibration and actual administration of dose to the patient including calculation of the radiation dose, related measurements and plotting of data.
3. Adequate period of training to enable physician to manage radioactive patients and follow patient through diagnosis and/or course of treatment.

2. CLINICAL TRAINING AND EXPERIENCE OF ABOVE NAMED PHYSICIAN

ISOTOPE A	CONDITIONS DIAGNOSED OR TREATED B	NUMBER OF CASES INVOLVING PERSONAL PARTICIPATION C	COMMENTS (Additional information or comments may be submitted in duplicate on separate sheets) D
I-131 or I-125	DIAGNOSIS OF THYROID FUNCTION		
	DETERMINATION OF BLOOD AND BLOOD PLASMA VOLUME		
	LIVER FUNCTION STUDIES		
	FAT ABSORPTION STUDIES		
	KIDNEY FUNCTION STUDIES		
	IN VITRO STUDIES		
OTHER			
I-125	DETECTION OF THROMBOSIS		
I-131	THYROID IMAGING		
P-32	EYE TUMOR LOCALIZATION		
Ge-75	PANCREAS IMAGING		
Yb-169	CISTENOGRAPHY		
Xe-133	BLOOD FLOW STUDIES AND PULMONARY FUNCTION STUDIES		
OTHER			
Tc-99m	BRAIN IMAGING		
	CARDIAC IMAGING		
	THYROID IMAGING		
	SALIVARY GLAND IMAGING		
	BLOOD POOL IMAGING		
	PLACENTA LOCALIZATION		
	LIVER AND SPLEEN IMAGING		
	LUNG IMAGING		
	BONE IMAGING		
OTHER			

NAME OF INSTITUTION Cooper Hospital/Univ. Med. Ctr.	X Paul E. Wallner, D.O.
MAILING ADDRESS One Cooper Plaza	7. PRECEPTOR'S NAME (Print type or print)
CITY CAMDEN, N.J.	Paul E. Wallner, D.O.
5. MATERIALS LICENSE NUMBER(S) 29-08285-01	8. DATE 6/30/87

Evergreen Radiology Assoc., P.A.

785 Totowa Road
Totowa, New Jersey 07512
(201) 904-0890 Fax (201) 904-0695

Sam I. Brown, M.D.

Sung IL Lee, M.D.

Rajmohan H. Shetty, M.D.

June 2, 1995

Bhalla Neelam
United States Nuclear Regulatory Commission
Region 1
475 Allendale Road
King of Prussia, Pennsylvania 19406

Re: License #29-02023-06

Dear Ms. Neelam:

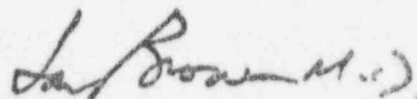
As per our conversation of this date, it is my understanding that our physician, Arthur J. Harvey, M.D. can be named as an authorized user on our radioactive materials license by me if he meets one out of five criteria set by the NRC. You stated that if the physician is board certified and/or named on a previous license these criteria have been met. Once it has been determined that this criteria has been met, the NRC must be notified within 30 days with proof of criteria and no fee is involved.

Dr. Harvey is board certified and has been named as an authorized user on a previous license in the State of Virginia.

If there are any misunderstandings on my part, please contact me as soon as possible.

Thank you.

Sincerely,



Sam I. Brown, M.D.
Radiation Safety Officer

jmn

LICENSE FEE MANAGEMENT BRANCH, ARM
AND
REGIONAL LICENSING SECTIONS

: DECDM FIN ASSUR REQD: N

A. REGION I

- APPLICANT/LICENSEE: EVERGREEN RADIOLOGY ASSOC., P.A.
RECEIVED DATE: 950607
DOCKET NO: 3032352
CONTROL NO.: 121890
LICENSE NO.: 29-02023-06
ACTION TYPE: NOTIFICATIONS

- AMOUNT: _____
CHECK NO.: _____

- ### 3. COMMENTS

SIGNED
DATE

Cynthia O Daniel
7/25/95

- B. LICENSE FEE MANAGEMENT BRANCH (CHECK WHEN MILESTONE 03 IS ENTERED / /)

1. FEE CATEGORY AND AMOUNT: -----

2. CORRECT FEE PAID. APPLICATION MAY BE PROCESSED FOR:

AMENDMENT _____
RENEWAL _____
LICENSE _____

3. OTHER

SIGNED
DATE

[illegible]

VOID. SHEET

TO: License Fee Management Branch
FROM: Region I
SUBJECT: VOIDED APPLICATION

*Jan 8 1995
121040*

Control Number: 121040
Applicant: Evergreen Radiology Associates, P.A.
Date Voided: 11/10/95
Reason for Void: License No. 29-02023-05 (030-10074) terminated
11/10/95. After review.

M. A. Perkins 11/10/95
Signature Date

Attachment:
Official Record Copy of
Voided Action

FOR LFMB USE ONLY

Final Review of VOID Completed:

Refund Authorized and processed

☒ No Refund Due

Fee Exempt or Fee Not Required

Comments: _____

Log completed

Processed by: EA

OFFICIAL RECORD COPY

ML 10