

UMTRA PROJECT

MONTHLY REPORT - VICINITY PROPERTIES

JUNE, 1985

8508010194 850709  
PDR WASTE  
WM-39 PDR

### GENERAL PROGRESS

The following are general highlights of progress in the month of June.

- o Forecasts for all activities were met or exceeded in Shiprock and Riverton.
- o Remedial action starts in Canonsburg are ahead of schedule.
- o Inclusion/exclusion recommendations are ahead of schedule in Grand Junction, Edgemont, and Rifle.
- o Evaluation of Alternatives for Future Identification of UMTRA Project Vicinity Properties was completed and sent to DOE for approval.
- o 167 inclusion/exclusion recommendations were made on properties in Grand Junction (146), Durango (15), Rifle (5), and Salt Lake City (1).
- o 46 REAs were submitted in Canonsburg (6) and Grand Junction (40).
- o 29 RAAs were executed in Grand Junction (21), Durango (4), and Riverton (4).
- o Remedial action was initiated on 79 properties in Canonsburg (29), Salt Lake City (14), Edgemont (10), Grand Junction (3), Shiprock (12), and Riverton (11).

### GENERAL PROBLEMS

The following are general highlights of problems in the month of June. Specific recommendations to resolve these problems are included in the site specific sections of this report.

\*\*\*\*\* The access agreement to dispose of vicinity property material at Durango has still not been executed. Remedial action at Durango is consequently being delayed.

\*\*\* Remedial Action Agreements on complex properties in Salt Lake City are being delayed. Impact to the State of Utah remedial action schedule is probable.

\*\*\*\* State matching funds for remedial action work in Edgemont is still not formally available for work beyond June 30, 1985. Informal correspondence indicates that the issue is very near resolution, however engineering and remedial action work has been put on hold and milestone schedules have been adversely affected.

\*\*\* Morrison-Knudsen has not received the projected number of inclusions at Salt Lake City or Durango. For that reason REA completions at those sites will not meet projections this year. In addition, M-K's resources for radiological characterization are not being fully utilized at those two sites.

\* The RACs have not yet received the finalized REA and Completion Report formats for use. Delay in receipt of these formats is causing a delay in the certification of completed properties.

Note: An asterisk (\*) indicates that the problem is a recurring one and is being restated from past monthly reports. The number of asterisks represents the number of months the problem has been stated without resolution.

## SITE-SPECIFIC REPORTS

### CANONSBURG

Remedial action was started this month on 29 of the 35 properties bid in May. This puts the RAC ahead of schedule by 8%. Bids on the remaining 31 properties in Canonburg will be issued in July. The submittal of REAs and execution of RAAs are behind by 6% and 78%, respectively, however this is not expected to affect the completion of remedial action by September.

### SALT LAKE CITY

Remedial action was initiated this month on 14 of the 23 properties which have been bid to date in Salt Lake City. This puts the RAC ahead of schedule by 43%. Inclusion/exclusion recommendations are behind by 28% due to the lack of properties found by the rescanning activity. This lack of expected inclusions has adversely affected the RAC's ability to meet engineering milestones this year. We are currently behind on REA submittals and RAA approvals by 40% and 55%, respectively. It is again recommended this month that the RAC reforecast milestone schedules for the balance of this year to more accurately reflect the results of the rescanning activity.

As stated last month, the early execution of RAAs on complex properties is essential to the timely completion of remedial action in Salt Lake City. Negotiations on two properties (SL050-CS and SL024-CS) are particularly important at this time. The proper time to have concluded these RAA negotiations was in June. Since that could not be accomplished, it is strongly suggested that the DOE put their top priority on finalizing these agreements with the property owners in July.

### GRAND JUNCTION

The development of REAs is progressing well in Grand Junction due to extensive effort in this area by BFEC and cooperation by the Colorado Department of Health. Forty REAs were submitted this month, as projected. In addition, bids were opened this month on properties bid in May. A bid opening on 14 more properties is scheduled for July.

BFEC submitted their FY 1985 recovery plan to DOE in May. In May there was good progress towards meeting that recovery plan. In June, however, budget problems forced a freeze on release of bids and also on remedial action contract awards. As a consequence of that freeze, the RAAs approved, properties R.C., and remedial action starts are behind May forecasts by 6%, 49%, and 23%, respectively. Pending resolution of the BFEC budget problem, it is recommended that milestone schedules for the balance of FY 1985 be affirmed or reforecast in July.

## DURANGO

Fifteen inclusion/exclusion recommendations were received this month in Durango. The cumulative to date recommendations represent approximately 66% of projections. This lack of recommendations, and consequent inclusions, has caused the RAC to fall behind on its engineering milestones. Specifically, REA submittals and RAA approvals are behind forecasts by 61% and 40%, respectively. Due to the lack of inclusions this year the engineering milestone projections will be impacted. It is recommended again this month that the RAC reforecast their engineering milestones for the remainder of this fiscal year, based upon the number of inclusions expected over the next month.

A legal notice and paid advertisement was placed in the Durango Herald in June. The advertisement ran for one week and another one is scheduled for July. In addition, flyers were sent to the majority of property owners in La Plata County. The purpose of this public notice effort is to solicit input regarding the location of tailings on properties currently not designated. The effort in Durango represents the Project's most intense effort in this regard to date. The last public response to this advertisement is expected in July. All inclusion surveys in Durango should be completed by the end of August, with recommendations in September and October.

## EDGEMONT

Remedial action was initiated on 10 of the 15 properties bid in May. This puts us ahead of schedule in Edgemont on remedial action starts.

On June 14, the DOE stopped all engineering effort on Edgemont vicinity properties, pending resolution of the State funding issue. This has caused BFEC to fall behind on engineering milestones. It is recommended that the DOE finalize a funding agreement with the State of South Dakota in July and authorize BFEC to continue engineering in Edgemont. It is also recommended that BFEC revise their 1985 milestones in July. The revised Edgemont milestones will be incorporated into the VP Forecast/Actual Milestone Reports upon approval by the DOE.

## SHIPROCK

Remedial action was initiated on all 12 of the properties bid in May. Completion of vicinity properties in Shiprock is on schedule.

## RIVERTON

Remedial action was started on all 11 of the properties bid in May. Completion of vicinity properties is scheduled for 11 properties this year and approximately four next year. Remedial action in Riverton is on schedule.

## RIFLE

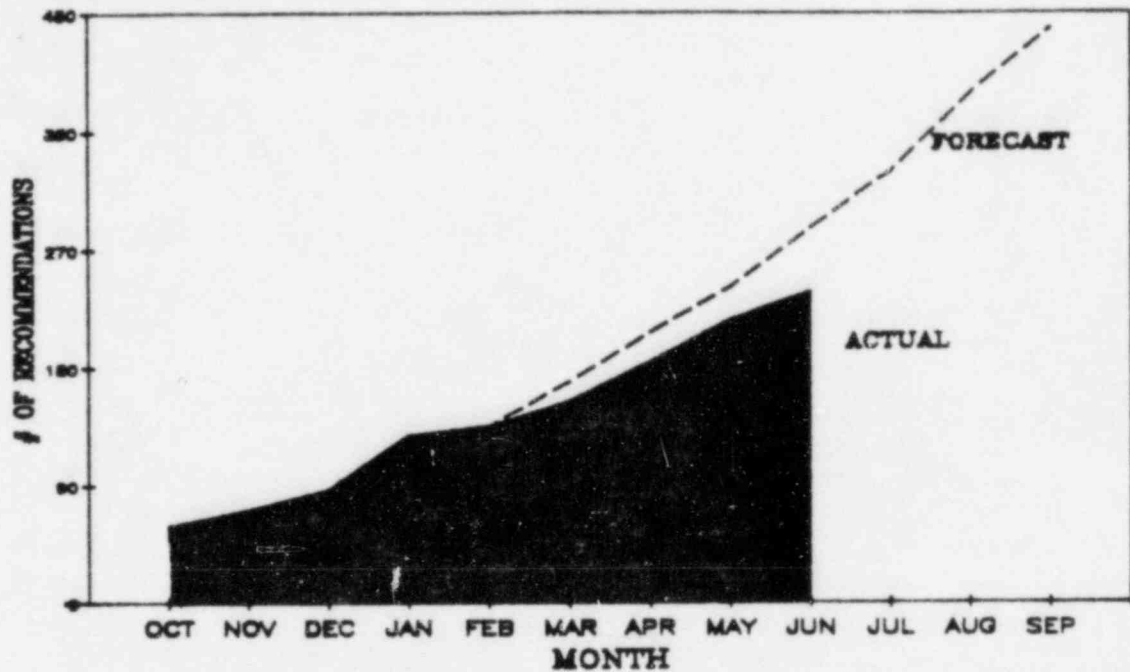
Oak Ridge National Laboratory submitted five inclusion/exclusion recommendations this month on Rifle properties. The TAC will publish an advertisement in the local newspaper in July. **All efforts to accelerate inclusions in Rifle this summer are underway.** It is hopeful that the RAC will have a significant number of inclusions to work on in Rifle by late summer. This is intended to supplement the RAC's lack of properties in Salt Lake City and Durango.

FORECAST/ACTUAL MILESTONE STATUS REPORT

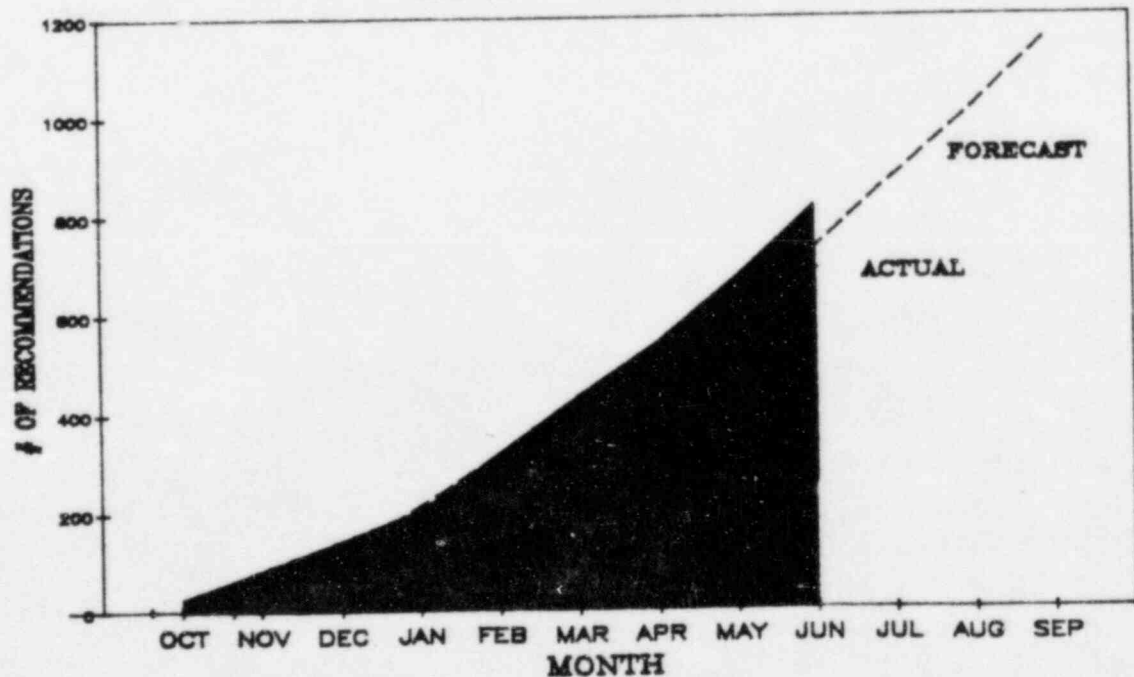
JUNE, 1985

# RECOMMENDATIONS FY '85

## M-K SITES



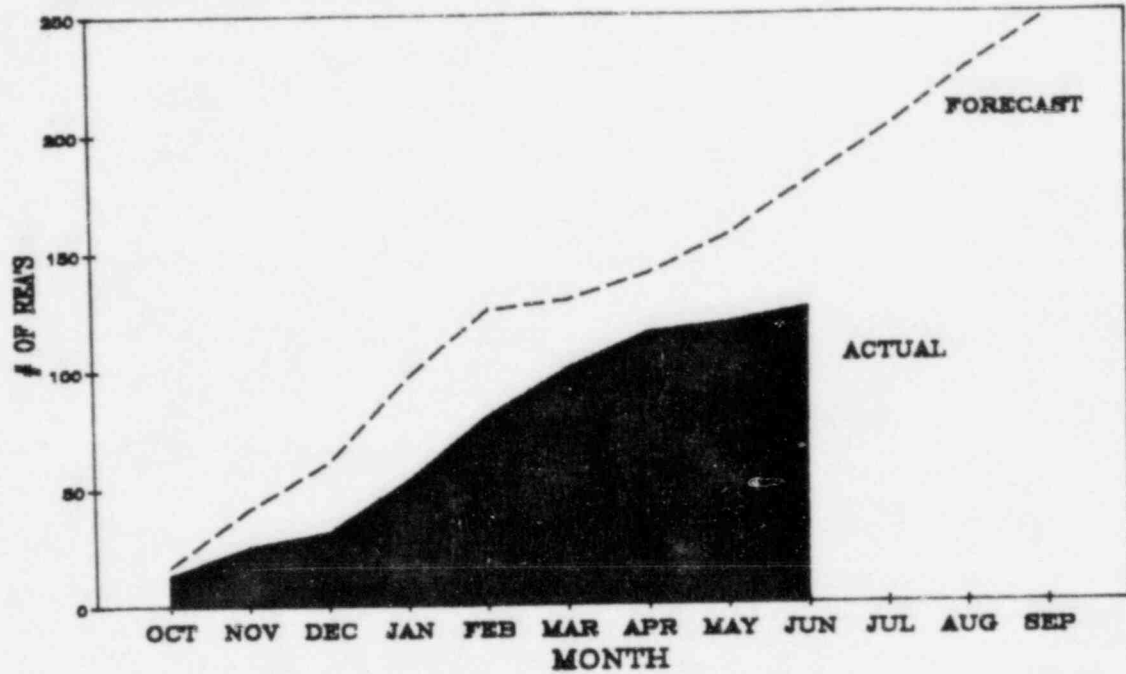
## BFEC SITES



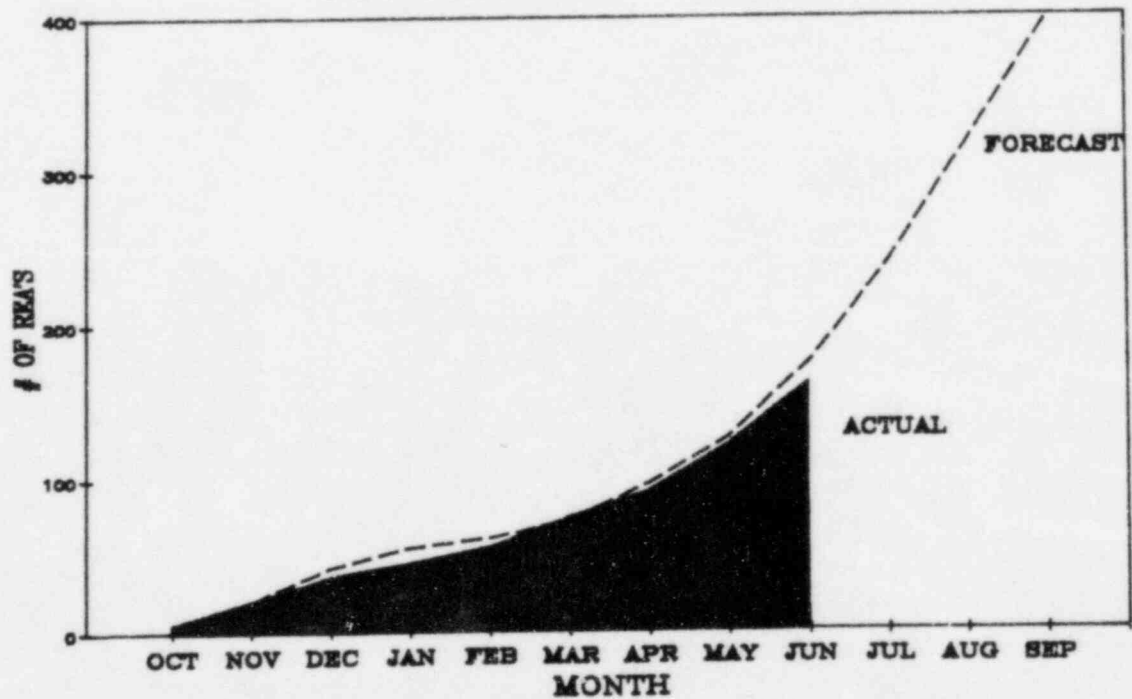


# REA'S SUBMITTED FY '85

CONTRACTOR: M-K

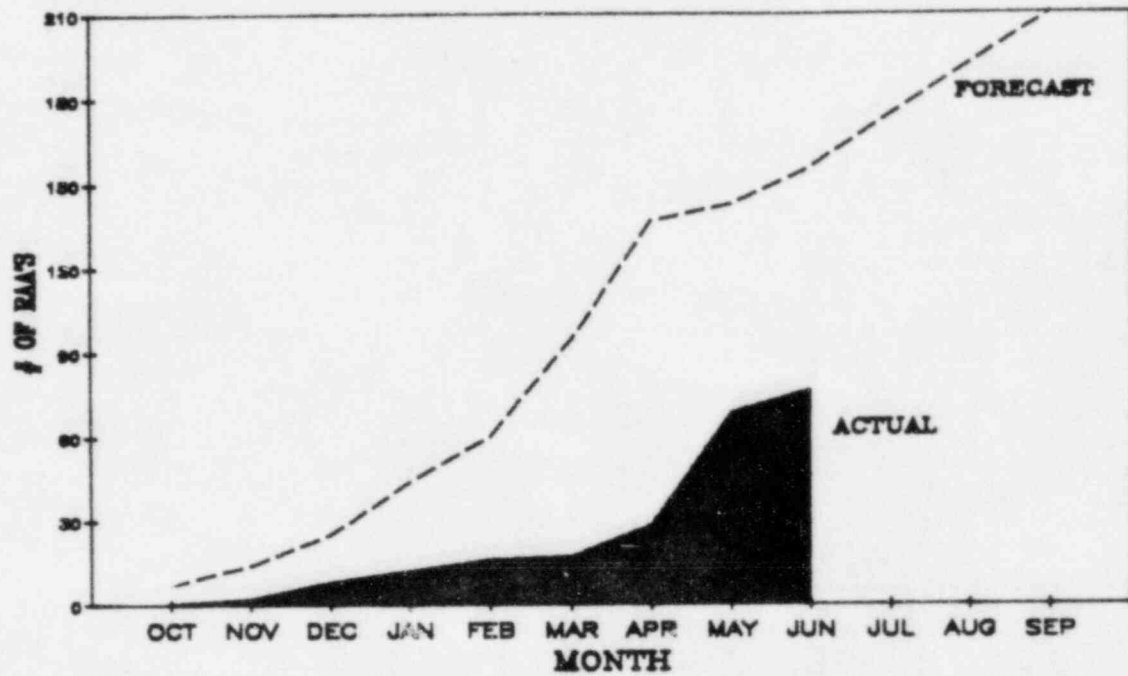


CONTRACTOR: BFEC

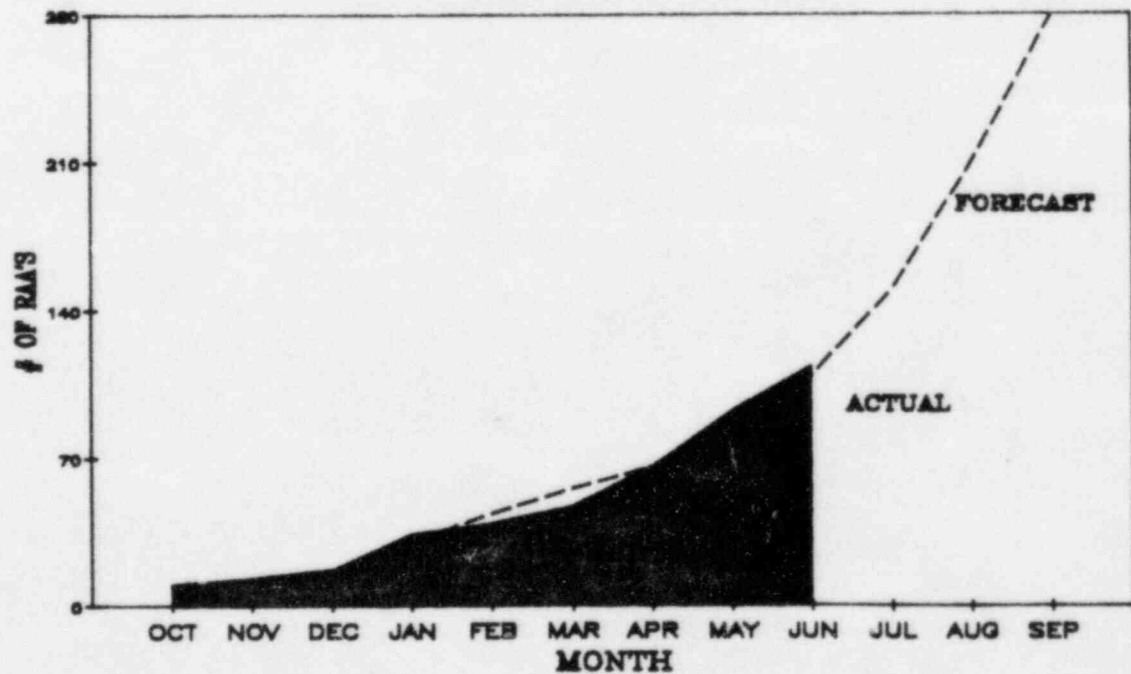


# RAA'S APPROVED FY '85

CONTRACTOR: M-K

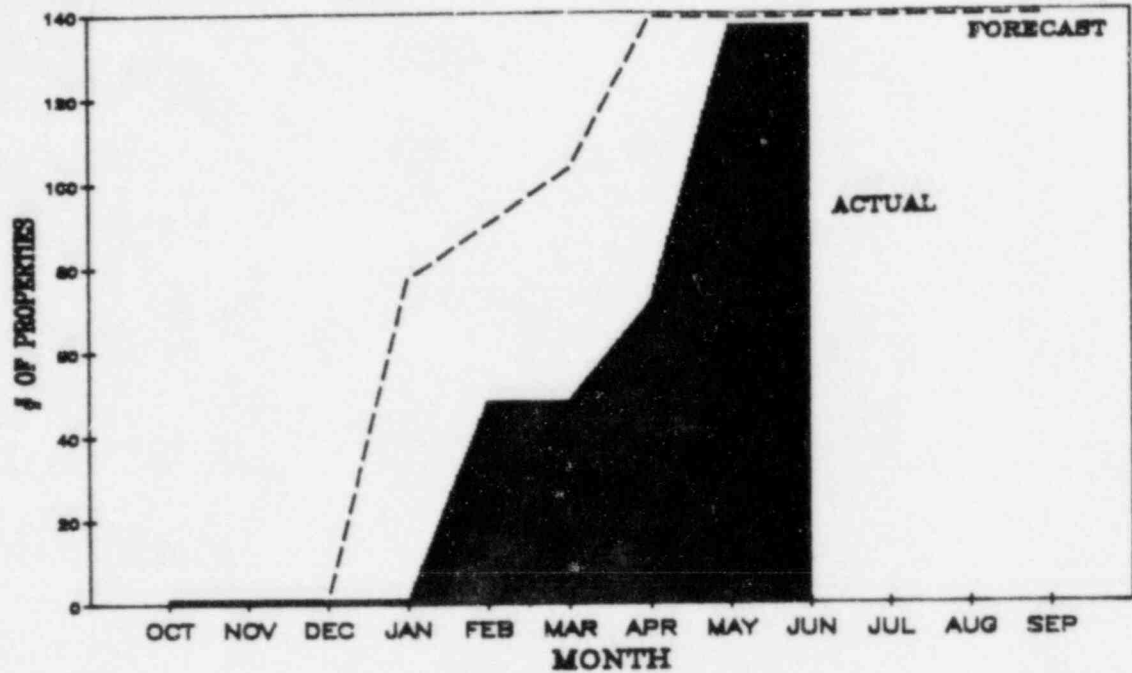


CONTRACTOR: BFEC

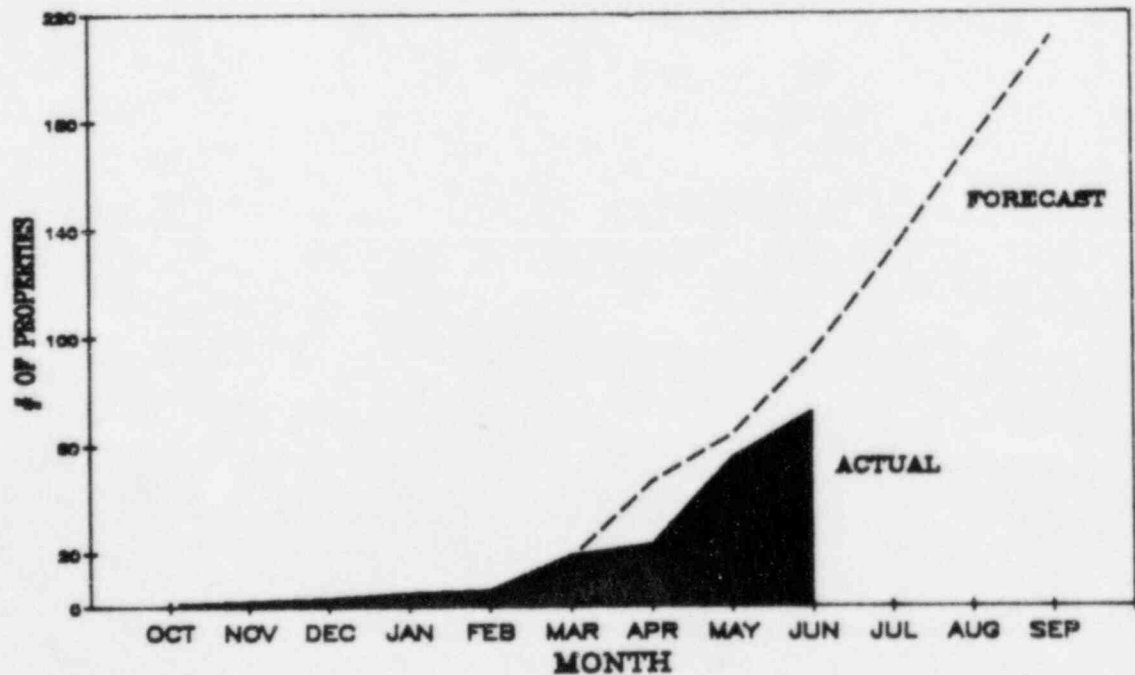


# PROPERTIES BID FY '85

CONTRACTOR: M-K

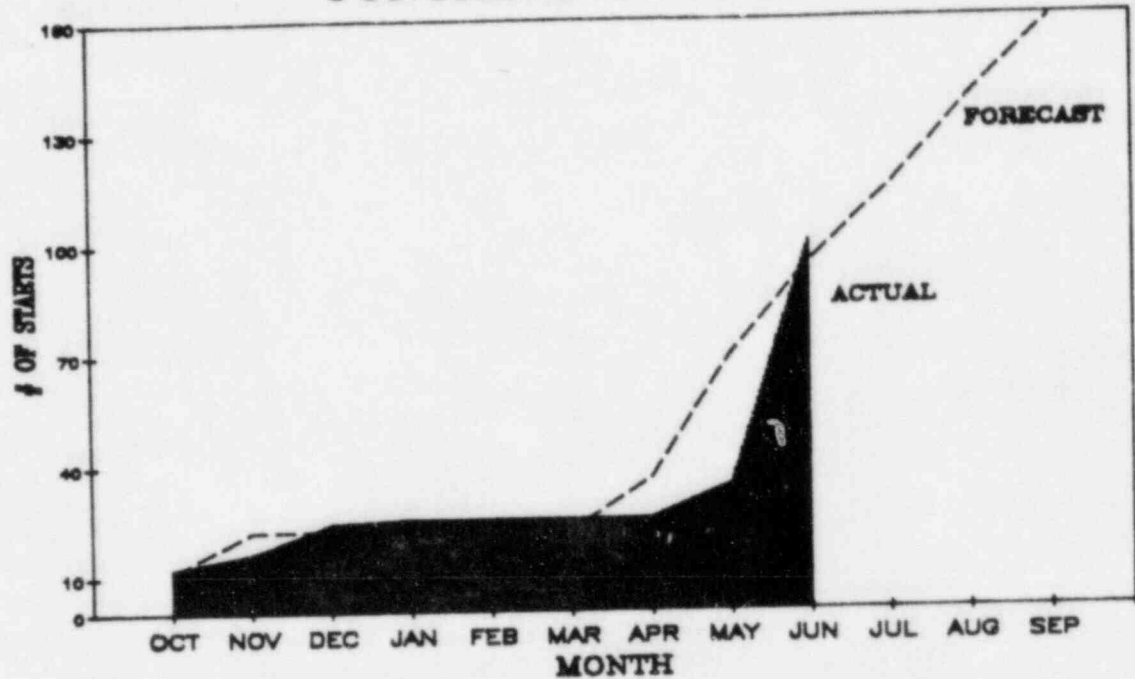


CONTRACTOR: BFEC

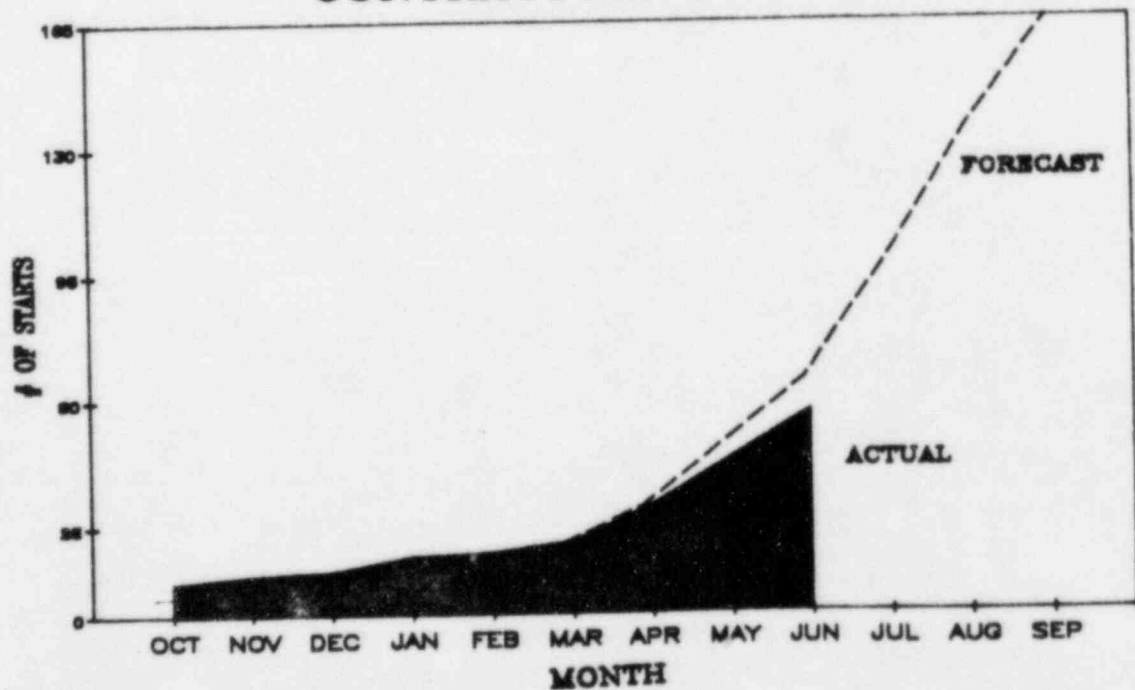


# RA STARTS FY '85

CONTRACTOR: M-K



CONTRACTOR: BFEC



	IN/EXCLUSION RECOMMENDATIONS =====	REA'S SUBMITTED TO THE DOE =====	RAA'S APPROVED =====	PROPERTIES BID =====	REMEDIAL ACTION INITIATED =====
CAN					
---					
MONTHLY FORECAST	0	0	0	0	0
MONTHLY ACTUAL	0	6	0	1	29
CUMMULATIVE FORECAST	102	57	45	70	50
CUMMULATIVE ACTUAL	102	54	10	69	54
SLC					
---					
MONTHLY FORECAST	5	10	6	0	1
MONTHLY ACTUAL	1	0	0	0	14
CUMMULATIVE FORECAST	43	38	51	16	16
CUMMULATIVE ACTUAL	31	23	22	23	23
EDG					
---					
MONTHLY FORECAST	0	8	0	0	6
MONTHLY ACTUAL	0	0	0	0	10
CUMMULATIVE FORECAST	93	28	20	20	17
CUMMULATIVE ACTUAL	97	23	21	15	21
GRJ					
---					
MONTHLY FORECAST	120	40	30	30	9
MONTHLY ACTUAL	146	40	21	17	3
CUMMULATIVE FORECAST	608	138	89	74	39
CUMMULATIVE ACTUAL	685	138	84	55	30
GRJ (DT)					
-----					
MONTHLY FORECAST	0	0	0	0	2
MONTHLY ACTUAL	0	0	0	0	0
CUMMULATIVE FORECAST	29	0	0	0	12
CUMMULATIVE ACTUAL	32	0	0	0	0

	IN/EXCLUSION RECOMMENDATIONS =====	REA'S SUBMITTED TO THE DOE =====	RAA'S APPROVED =====	PROPERTIES BID =====	REMEDIAL ACTION INITIATED =====
DUR					
---					
MONTHLY FORECAST	40	12	7	0	5
MONTHLY ACTUAL	15	0	4	0	0
CUMMULATIVE FORECAST	130	57	33	26	10
CUMMULATIVE ACTUAL	87	22	20	23	0
SHP					
---					
MONTHLY FORECAST	0	1	0	0	5
MONTHLY ACTUAL	0	0	0	0	12
CUMMULATIVE FORECAST	5	15	14	15	14
CUMMULATIVE ACTUAL	5	14	14	12	12
RFL					
---					
MONTHLY FORECAST	0				
MONTHLY ACTUAL	5				
CUMMULATIVE FORECAST	2				
CUMMULATIVE ACTUAL	7				
RVT					
---					
MONTHLY FORECAST	0	0	0	0	4
MONTHLY ACTUAL	0	0	4	0	11
CUMMULATIVE FORECAST	2	12	12	12	4
CUMMULATIVE ACTUAL	2	12	10	11	11
LKV					
---					
MONTHLY FORECAST	0				
MONTHLY ACTUAL	0				
CUMMULATIVE FORECAST	0				
CUMMULATIVE ACTUAL	0				

	IN/EXCLUSION RECOMMENDATIONS =====	REA'S SUBMITTED TO THE DOE =====	RAA'S APPROVED =====	PROPERTIES BID =====	REMEDIAL ACTION INITIATED =====
GUM					
---					
MONTHLY FORECAST	0				
MONTHLY ACTUAL	0				
CUMMULATIVE FORECAST	0				
CUMMULATIVE ACTUAL	0				
TUB					
---					
MONTHLY FORECAST	0				
MONTHLY ACTUAL	0				
CUMMULATIVE FORECAST	1				
CUMMULATIVE ACTUAL	1				
HAT					
---					
MONTHLY FORECAST	0				
MONTHLY ACTUAL	0				
CUMMULATIVE FORECAST	1				
CUMMULATIVE ACTUAL	1				
MON					
---					
MONTHLY FORECAST	0				
MONTHLY ACTUAL	0				
CUMMULATIVE FORECAST	0				
CUMMULATIVE ACTUAL	0				
-----					
TOTAL					
=====					
MONTHLY FORECAST	165	71	43	30	32
MONTHLY ACTUAL	167	46	29	18	79
MONTHLY STATUS	101%	65%	67%	60%	247%
CUMMULATIVE FORECAST	1,016	345	264	233	162
CUMMULATIVE ACTUAL	1,050	286	181	208	151
CUMMULATIVE STATUS	103%	83%	69%	89%	93%

	PRE- OCT84 *****	22 OCT ***	23 NOV ***	24 DEC ***	25 JAN ***	26 FEB ***	27 MAR ***	28 APR ***	29 MAY ***	30 JUN ***	31 JUL ***	32 AUG ***	33 SEPT ***
CAN ---													
EXC	--	15	11	21	4	0	11	6	10	1			
CUM	2	15	26	47	51	51	62	68	78	79	79	79	79
INC	--	6	14	0	3	0	0	2	4	0			
CUM	124	6	20	20	23	23	23	25	29	29	29	29	29
SLC ---													
EXC	--	2	0	1	0	0	13	0	6	1			
CUM	11	2	2	3	3	3	16	16	22	23	23	23	23
INC	--	4	0	0	0	1	2	0	2	0			
CUM	61	4	4	4	4	5	7	7	9	9	9	9	9
EDG ---													
EXC	--	0	0	13	12	0	0	29	5	10			
CUM	40	0	0	13	25	25	25	54	59	69	69	69	69
INC	--	0	0	0	1	0	2	0	3	4			
CUM	93	0	0	0	1	1	3	3	6	10	10	10	10
GRJ ---													
EXC	--	11	8	3	13	40	35	65	34	37			
CUM	30	11	19	22	35	75	110	175	209	246	246	246	246
INC	--	12	21	12	20	45	37	75	77	49			
CUM	221	12	33	45	65	110	147	222	299	348	348	348	348
GRJ (DT) -----													
EXC	--	6	2	4	3	1	0	0	1	0			
CUM	9	6	8	12	15	16	16	16	17	17	17	17	17
INC	--	5	1	1	8	4	0	1	2	1			
CUM	35	5	6	7	15	19	19	20	22	23	23	23	23
DUR ---													
EXC	--	1	1	0	3	0	3	0	20	10			
CUM	10	1	2	2	5	5	8	8	28	38	38	38	38
INC	--	1	0	2	3	0	1	0	8	11			
CUM	32	1	1	3	6	6	7	7	15	26	26	26	26
SHP ---													
EXC	--	0	0	4	0	0	0	0	0	0			
CUM	0	0	0	4	4	4	4	4	4	4	4	4	4
INC	--	0	1	0	0	0	0	0	0	0			
CUM	14	0	1	1	1	1	1	1	1	1	1	1	1



	PRE- OCT84 =====	22 OCT ===	23 NOV ===	24 DEC ===	25 JAN ===	26 FEB ===	27 MAR ===	28 APR ===	29 MAY ===	30 JUN ===	31 JUL ===	32 AUG ===	33 SEPT ===
RFL ---													
EXC	--	0	0	0	0	0	1	0	0	0			
CUM	7	0	0	0	0	0	1	1	1	1	1	1	1
INC	--	0	0	0	0	0	0	0	0	0			
CUM	4	0	0	0	0	0	0	0	0	0	0	0	0
RVT ---													
EXC	--	6	2	0	0	0	0	0	1	0			
CUM	10	6	8	8	8	8	8	8	9	9	9	9	9
INC	--	1	0	0	0	0	0	0	0	0			
CUM	13	1	1	1	1	1	1	1	1	1	1	1	1
TUB ---													
EXC	--	0	0	1	0	0	0	0	0	0			
CUM	0	0	0	1	1	1	1	1	1	1	1	1	1
INC	--	0	0	0	0	0	0	0	0	0			
CUM		0	0	0	0	0	0	0	0	0	0	0	0
HAT ---													
EXC	--	0	0	1	0	0	0	0	1	0			
CUM	8	0	0	1	1	1	1	1	2	2	2	2	2
INC	--	0	0	0	0	0	0	0	0	0			
CUM	9	0	0	0	0	0	0	0	0	0	0	0	0
TOTAL =====													
EXC	--	41	24	48	35	41	63	100	78	59			
CUM	127	41	65	113	148	189	252	352	430	489	489	489	489
INC	--	29	37	15	35	50	42	78	96	65			
CUM	606	29	66	81	116	166	208	286	382	447	447	447	447

	FEB- OCT84 1984	02 OCT 1984	03 NOV 1984	04 DEC 1984	05 JAN 1985	06 FEB 1985	07 MAR 1985	08 APR 1985	09 MAY 1985	10 JUN 1985	11 JUL 1985	12 AUG 1985	13 SEP 1985
REF													
---													
FORECAST	--	0	0	0	1	1	0	0	0	0	0	40	30
CUM	22	0	0	0	1	2	2	2	2	2	2	42	72
ACTUAL	--	0	0	0	1	1	0	0	0	5	NA		
CUM	17	0	0	0	1	2	2	2	2	7	NA	NA	NA
RVT													
---													
FORECAST	--	2	0	0	0	0	0	0	0	0	0	0	0
CUM	50	2	2	2	2	2	2	2	2	2	2	2	2
ACTUAL	--	2	0	0	0	0	0	0	0	0	NA		
CUM	57	2	2	2	2	2	2	2	2	2	NA	NA	NA
LAV													
---													
FORECAST	--	0	0	0	0	0	0	0	0	0	0	0	0
CUM	0	0	0	0	0	0	0	0	0	0	0	0	0
ACTUAL	--	0	0	0	0	0	0	0	0	0	NA		
CUM	0	0	0	0	0	0	0	0	0	0	NA	NA	NA
GUN													
---													
FORECAST	--	0	0	0	0	0	0	0	0	0	0	0	0
CUM	0	0	0	0	0	0	0	0	0	0	0	0	0
ACTUAL	--	0	0	0	0	0	0	0	0	0	NA		
CUM	0	0	0	0	0	0	0	0	0	0	NA	NA	NA
TUB													
---													
FORECAST	--	0	1	0	0	0	0	0	0	0	0	0	0
CUM	7	0	1	1	1	1	1	1	1	1	1	1	1
ACTUAL	--	0	1	0	0	0	0	0	0	0	NA		
CUM	7	0	1	1	1	1	1	1	1	1	NA	NA	NA
HAT													
---													
FORECAST	--	0	1	0	0	0	0	0	0	0	0	0	0
CUM	17	0	1	1	1	1	1	1	1	1	1	1	1
ACTUAL	--	0	1	0	0	0	0	0	0	0	NA		
CUM	17	0	1	1	1	1	1	1	1	1	NA	NA	NA
MRI													
---													
FORECAST	--	0	0	0	0	0	0	0	0	0	0	0	0
CUM	18	0	0	0	0	0	0	0	0	0	0	0	0
ACTUAL	--	0	0	0	0	0	0	1	0	0	NA		
CUM	17	0	0	0	0	0	0	1	1	1	NA	NA	NA

	PRE-	22	23	24	25	26	27	28	29	30	31	32	33
	OCT84	OCT	NOV	DEC	JAN	FEB	MAR	APR	MAY	JUN	JUL	AUG	SEP
	00000	000	000	000	000	000	000	000	000	000	000	000	000
TOTAL													
00000													
FORECAST	--	84	94	59	142	111	124	130	145	165	183	200	201
CUM	615	84	138	197	339	450	574	704	851	1016	1199	1399	1600
ACTUAL	--	84	67	76	102	121	133	139	162	167	NA		
CUM	467	84	151	227	329	450	583	722	884	1051	NA	NA	NA

	PRE- OCT84 -----	22 OCT ---	23 NOV ---	24 DEC ---	25 JAN ---	26 FEB ---	27 MAR ---	28 APR ---	29 MAY ---	30 JUN ---	31 JUL ---	32 AUG ---	33 SEPT ---
RVT													
FORECAST	--	0	0	0	4	8	0	0	0	0	0	0	0
CUM	0	0	0	0	4	12	12	12	12	12	12	15	15
ACTUAL	--	0	0	0	8	0	1	3	0	0	NA	NA	NA
CUM	0	0	0	0	8	8	9	12	12	12	NA	NA	NA
-----													
TOTAL													
FORECAST	--	22	39	42	49	74	15	35	46	71	87	102	102
CUM	230	32	61	103	152	186	201	236	282	353	440	542	644
ACTUAL	--	18	27	27	31	37	39	37	34	41	NA	NA	NA
CUM	255	18	45	67	96	135	174	206	240	286	NA	NA	NA

	PRE- OCT84 ----	22 OCT ---	23 NOV ---	24 DEC ---	25 JAN ---	26 FEB ---	27 MAR ---	28 APR ---	29 MAY ---	30 JUN ---	31 JUL ---	32 AUG ---	33 SEPT ---
CAN													
---													
FORECAST	--	10	10	2	17	18	0	0	0	0	0	0	0
CUM	66	10	27	22	39	57	57	57	57	57	57	57	57
ACTUAL	--	7	11	0	4	0	10	6	2	6	NA	NA	NA
CUM	84	7	18	18	22	30	40	46	48	54	NA	NA	NA
SLO													
---													
FORECAST	--	4	4	4	2	2	4	4	4	10	10	10	10
CUM	14	4	8	12	14	16	20	24	28	38	48	58	68
ACTUAL	--	6	1	1	3	2	7	1	2	0	NA	NA	NA
CUM	30	6	7	8	11	13	20	21	23	23	NA	NA	NA
EDG													
---													
FORECAST	--	0	4	8	8	0	0	8	0	8	7	0	0
CUM	44	0	4	12	20	20	20	28	28	36	43	43	43
ACTUAL	--	0	4	2	4	4	8	1	0	0	NA	NA	NA
CUM	44	0	4	6	10	14	22	23	23	23	NA	NA	NA
SGT													
---													
FORECAST	--	5	11	14	5	6	11	16	30	40	50	77	80
CUM	95	5	16	30	35	41	52	68	98	138	196	273	353
ACTUAL	--	5	11	14	5	6	11	16	30	40	NA	NA	NA
CUM	73	5	16	30	35	41	52	68	98	138	NA	NA	NA
SGT (BT)													
-----													
FORECAST	--	0	0	0	0	0	0	0	0	0	0	0	0
CUM	0	0	0	0	0	0	0	0	0	0	0	0	0
ACTUAL	--	0	0	0	0	0	0	0	0	0	NA	NA	NA
CUM	19	0	0	0	0	0	0	0	0	0	NA	NA	NA
DUE													
---													
FORECAST	--	3	10	10	7	0	0	7	12	12	12	12	12
CUM	14	3	17	27	26	26	26	33	45	57	69	81	93
ACTUAL	--	0	0	0	0	15	2	5	0	0	NA	NA	NA
CUM	0	0	0	0	0	15	17	22	22	22	NA	NA	NA
SHF													
---													
FORECAST	--	0	0	4	10	0	0	0	0	1	0	0	0
CUM	0	0	0	4	14	14	14	14	14	15	15	15	15
ACTUAL	--	0	0	5	7	2	0	0	0	0	NA	NA	NA
CUM	0	0	0	5	12	14	14	14	14	14	NA	NA	NA

	FRE- OCT84 -----	22 OCT ---	23 NOV ---	24 DEC ---	25 JAN ---	26 FEB ---	27 MAR ---	28 APR ---	29 MAY ---	30 JUN ---	31 JUL ---	32 AUG ---	33 SEPT ---
CAN													
FORECAST	--	2	2	3	3	0	17	18	0	0	0	0	0
CUM	21	2	4	7	10	10	27	45	45	45	45	45	45
ACTUAL	--	0	1	3	1	0	0	0	5	0	NA		
CUM	80	0	1	4	5	5	5	5	10	10	NA	NA	NA
SLC													
FORECAST	--	5	5	5	6	6	6	6	6	6	6	6	6
CUM	6	5	10	15	21	27	33	39	45	51	57	63	69
ACTUAL	--	0	1	3	3	4	1	5	4	0	NA		
CUM	27	0	1	4	7	11	12	18	22	22	NA	NA	NA
EDG													
FORECAST	--	0	0	0	4	0	0	0	0	0	0	0	0
CUM	45	0	0	0	4	12	20	20	20	20	20	20	20
ACTUAL	--	6	0	0	0	0	4	10	1	0	NA		
CUM	27	6	6	6	6	6	10	20	21	21	NA	NA	NA
GRJ													
FORECAST	--	3	3	4	17	5	4	8	10	30	40	60	70
CUM	36	3	6	10	27	32	36	46	59	89	129	189	259
ACTUAL	--	3	3	4	17	5	4	0	19	21	NA		
CUM	21	3	6	10	27	32	36	44	63	84	NA	NA	NA
GRJ (DT)													
FORECAST	--	0	0	0	0	0	0	0	0	0	0	0	0
CUM	0	0	0	0	0	0	0	0	0	0	0	0	0
ACTUAL	--	1	0	0	0	0	0	1	6	0	NA		
CUM	21	1	1	1	1	1	1	2	8	8	NA	NA	NA
DUR													
FORECAST	--	0	0	3	10	10	3	0	0	7	12	12	12
CUM	0	0	0	3	13	23	26	26	26	33	45	57	69
ACTUAL	--	0	0	0	0	0	0	2	14	4	NA		
CUM	0	0	0	0	0	0	0	2	16	20	NA	NA	NA
SHP													
FORECAST	--	0	0	0	0	0	4	10	0	0	1	0	0
CUM	0	0	0	0	0	0	4	14	14	14	15	15	15
ACTUAL	--	0	0	0	0	0	0	0	14	0	NA		
CUM	0	0	0	0	0	0	0	0	14	14	NA	NA	NA

	PRE- OCT04 -----	22 OCT ---	23 NOV ---	24 DEC ---	25 JAN ---	26 FEB ---	27 MAR ---	28 APR ---	29 MAY ---	30 JUN ---	31 JUL ---	32 AUG ---	33 SEPT ---
BVT ---													
FORECAST	--	--	0	0	0	0	4	8	0	0	0	0	0
CUM	0	0	0	0	0	0	4	12	12	12	12	12	12
ACTUAL	--	--	0	0	0	0	0	3	3	4	NA		
CUM	0	0	0	0	0	0	0	3	6	10	NA	NA	NA
-----													
TOTAL -----													
FORECAST	--	10	10	15	40	29	46	50	19	43	59	70	86
CUM	104	10	20	35	75	104	150	202	221	264	323	401	489
ACTUAL	--	10	5	10	21	9	9	30	66	29	NA		
CUM	176	10	15	25	46	55	64	94	160	189	NA	NA	NA

	PRE- OCT84 100000	20 OCT 100	23 NOV 100	24 DEC 100	25 JAN 100	26 FEB 100	27 MAR 100	28 APR 100	29 MAY 100	30 JUN 100	31 JUL 100	30 AUG 100	33 SEPT 100
CAH													
---													
FORECAST	--	0	0	0	35	0	0	35	0	0	0	0	0
CUM	40	0	0	0	35	35	35	70	70	70	70	70	70
ACTUAL	--	0	0	0	0	35	0	0	33	70	NA		
CUM	76	0	0	0	0	35	35	35	68	68	NA	NA	NA
SLS													
---													
FORECAST	--	1	0	0	0	1	13	1	0	0	0	0	0
CUM	0	1	1	1	1	2	15	16	16	16	16	16	16
ACTUAL	--	1	0	0	0	12	0	0	10	0	NA		
CUM	21	1	1	1	1	13	13	13	23	23	NA	NA	NA
EDG													
---													
FORECAST	--	0	0	0	0	0	0	20	0	0	0	0	0
CUM	27	0	0	0	0	0	0	20	20	20	20	20	20
ACTUAL	--	0	0	0	0	0	0	0	15	0	NA		
CUM	31	0	0	0	0	0	0	0	15	15	NA	NA	NA
GRJ													
---													
FORECAST	--	0	1	1	2	1	13	3	17	30	37	40	40
CUM	39	0	1	2	4	5	18	21	44	74	111	151	191
ACTUAL	--	0	1	1	2	1	13	3	17	17	NA		
CUM	12	0	1	2	4	5	18	21	38	55	NA	NA	NA
GRJ (DT)													
---													
FORECAST	--	0	0	0	0	0	0	0	0	0	0	0	0
CUM		0	0	0	0	0	0	0	0	0	0	0	0
ACTUAL	--	1	0	0	0	0	0	1	0	0	NA		
CUM	49	1	1	1	1	1	1	2	2	2	NA	NA	NA
DUR													
---													
FORECAST	--	0	0	0	26	0	0	0	0	0	0	0	0
CUM	0	0	0	0	26	26	26	26	26	26	26	26	26
ACTUAL	--	0	0	0	0	0	0	0	25	0	NA		
CUM	0	0	0	0	0	0	0	0	25	25	NA	NA	NA
SHE													
---													
FORECAST	--	0	0	0	15	0	0	0	0	0	0	0	0
CUM	0	0	0	0	15	15	15	15	15	15	15	15	15
ACTUAL	--	0	0	0	0	0	0	17	0	0	NA		
CUM	0	0	0	0	0	0	0	17	17	12	NA	NA	NA



	PRE- OCT84 00000	22 OCT 000	23 NOV 000	24 DEC 000	25 JAN 000	26 FEB 000	27 MAR 000	28 APR 000	29 MAY 000	30 JUN 000	31 JUL 000	32 AUG 000	33 SEPT 000
RVT ---													
FORECAST	--	0	0	0	0	12	0	0	0	0	0	0	0
CUM	0	0	0	0	0	12	12	12	12	12	12	12	12
ACTUAL	--	0	0	0	0	0	0	11	0	0	NA	NA	NA
CUM	0	0	0	0	0	0	0	11	11	11	NA	NA	NA
---	---	---	---	---	---	---	---	---	---	---	---	---	---
TOTAL PROPS													
FORECAST	1	1	1	1	75	14	26	59	17	30	37	40	40
CUM	100	1	2	3	81	95	121	180	203	233	270	310	350
ACTUAL	--	2	1	1	0	40	13	27	96	17	NA	NA	NA
CUM	100	2	3	4	0	54	67	94	192	209	NA	NA	NA

	PRI OCT04 ----	22 OCT ---	23 NOV ---	24 DEC ---	25 JAN ---	26 FEB ---	27 MAR ---	28 APR ---	29 MAY ---	30 JUN ---	31 JUL ---	32 AUG ---	33 SEPT ---
CAV													
FORECAST	--	10	10	0	0	0	0	10	10	10	10	15	15
CUM	35	10	20	20	20	20	20	30	40	50	60	75	90
ACTUAL	--	11	4	7	1	0	0	0	2	24	NA		
CUM	45	11	15	22	23	23	23	23	25	54	NA	NA	NA
SLC													
FORECAST	--	1	1	0	0	0	0	0	13	1	1	0	0
CUM	3	1	2	2	2	2	2	2	15	16	17	17	17
ACTUAL	--	1	0	1	0	0	0	0	7	14	NA		
CUM	19	1	1	2	2	2	2	2	9	23	NA	NA	NA
EDS													
FORECAST	--	5	0	0	0	0	0	0	6	6	6	3	0
CUM	27	5	5	5	5	5	5	5	11	17	23	26	26
ACTUAL	--	4	1	0	0	0	0	0	6	10	NA		
CUM	24	4	5	5	5	5	5	5	11	21	NA	NA	NA
GRJ													
FORECAST	--	3	1	1	4	1	3	8	4	4	23	31	20
CUM	35	3	4	5	9	10	13	21	25	29	62	93	121
ACTUAL	--	3	1	1	4	1	3	8	4	3	NA		
CUM	19	3	4	5	9	10	13	21	27	30	NA	NA	NA
GRJ (DT)													
FORECAST	--	2	0	0	0	2	2	2	2	2	2	2	2
CUM	37	2	2	2	2	4	6	8	10	12	14	16	18
ACTUAL	--	2	0	0	0	0	0	2	1	0	NA		
CUM	40	2	2	2	2	2	2	4	5	5	NA	NA	NA
DUR													
FORECAST	--	0	0	0	0	0	0	0	5	5	5	5	6
CUM	0	0	0	0	0	0	0	0	5	10	15	20	26
ACTUAL	--	0	0	0	0	0	0	0	0	0	NA		
CUM	0	0	0	0	0	0	0	0	0	0	NA	NA	NA
SHF													
FORECAST	--	0	0	0	0	0	0	4	5	5	0	0	0
CUM	0	0	0	0	0	0	0	4	9	14	14	14	14
ACTUAL	--	0	0	0	0	0	0	0	0	12	NA		
CUM	0	0	0	0	0	0	0	0	0	12	NA	NA	NA

	PRE- OCT04 ----	22 OCT ---	23 NOV ---	24 DEC ---	25 JAN ---	26 FEB ---	27 MAR ---	28 APR ---	29 MAY ---	30 JUN ---	31 JUL ---	32 AUG ---	33 SEPT ---
RVT ---													
FORECAST	--	0	0	0	0	0	0	0	0	4	4	4	0
CUM	0	0	0	0	0	0	0	0	0	4	8	12	12
ACTUAL	--	0	0	0	0	0	0	0	0	11	NA		
CUM	0	0	0	0	0	0	0	0	0	11	NA	NA	NA
TOTAL -----													
FORECAST	--	21	12	1	4	3	5	24	50	40	51	40	51
CUM	137	21	33	34	38	41	46	70	120	162	213	273	324
ACTUAL	--	21	6	9	5	1	1	10	22	79	NA		
CUM	155	21	27	36	41	42	43	53	75	154	NA	NA	NA