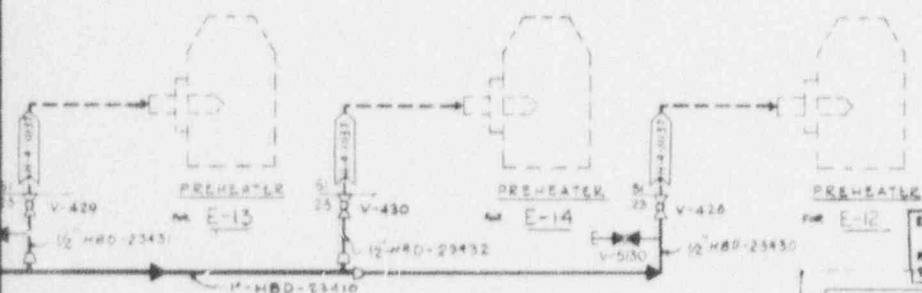
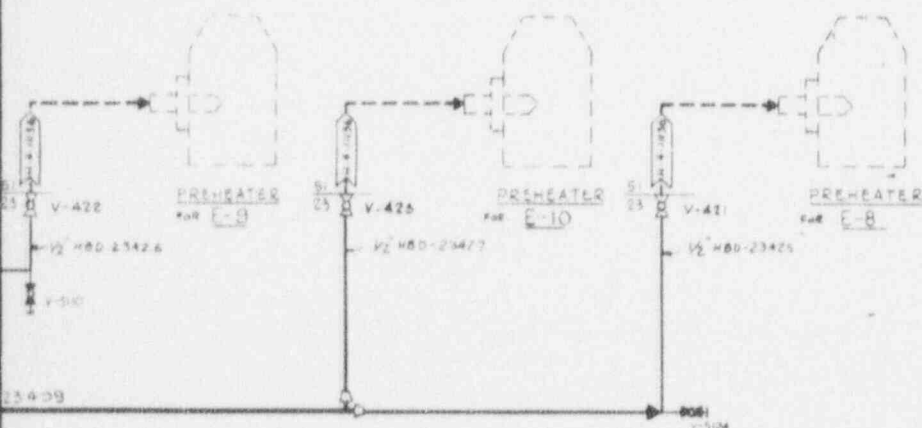
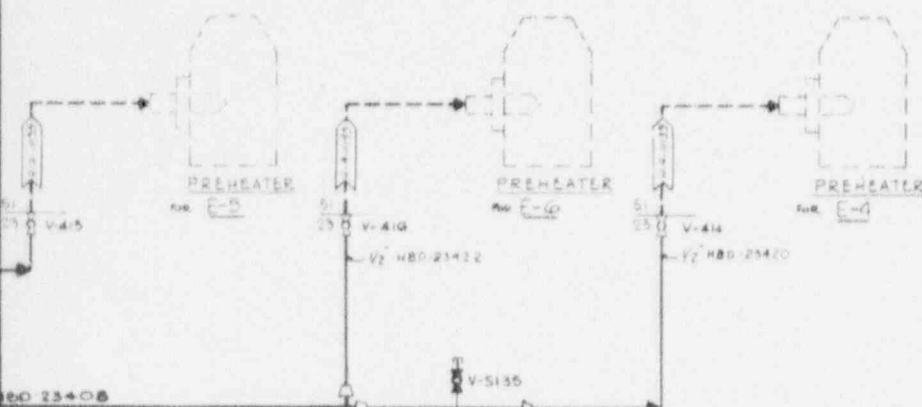


NOT USED ON

REFERENCE DRAWINGS		
DWG. NO.	REV.	DRAWING TITLE BY DWG. NO.
H-4-11135	PAID	HTS LOOP #1 PREHEATERS
H-4-11136	PAID	HTS LOOP #2 PREHEATERS
H-4-11137	PAID	HTS LOOP #3 PREHEATERS
H-4-11138	PAID	FLOW DIAGRAM FUEL OIL TO HTS PRE-HEATERS

NOTES:

1. ALL ALARMS ON LOCAL CONTROL PANELS (CONE. C-100) & C-100A ARE RETRANSMITTED TO AN EXCLUSIVE COMMON TROUBLE ALARM WINDOW ON C-136 IN THE MAIN CONTROL ROOM. THERE IS ONE C-136 ALARM WINDOW ASSOCIATED WITH EACH LOCAL PANEL. LOCAL ALARMS ARE CAPABLE OF REFRESHING THE COMMON TROUBLE ALARM WINDOW ON C-136 WHEN THAT (C-136) WINDOW IS IN AN ACKNOWLEDGED ALARM STATE.
2. ALL VALVE NUMBERS SHALL BE PRECEDED BY THE NUMBER 25-.
3. FOR SYMBOLS & USAGE SEE LEGEND SHEETS H4-11093, 11094, 11095, 11096, 11098 & 11099.
4. PORTABLE ELECTRIC EMERGENCY POWER FOR THE FUEL OIL PUMPS SHOULD BE JUMPED INTO THE MOTOR STARTER TERMINALS (300-1).
5. VALVES V-441 TO V-452 SHALL BE SET FOR A CONSTANT FLOW BYPASS AND LOCKED IN THAT POSITION.
6. DCM #1 WAS INCORPORATED IN REV 4 OF THIS DRAWING.



REV.	DATE	DESCRIPTION	BY	CHKD.
11		REVISED PER H-4-11135		
10		REVISED PER FCN # H-4-11135		
9		REV. PER FCN # H-4-11135		
8		REV. PER FCN D-3549		
7		REV'D/FCN W-2806		
6		RELEASED PER ECP-B-1000 AND ERO-B-5639 DATED 4/30/78		
5		RELEASED PER ERO-B-4057 OF 8-3-74		
4		ISSUED FOR APPROVAL FOR ECP-B-1000		
3		RELEASED PER ERO-B-23M		
2		ISSUED FOR APPROVAL FOR ECP-B-1000		
1		FOR APPROVAL PER ECP-B-1000		
0		CONSTRUCTION PER ERO-B-041A		
		ISSUED FOR APPROVAL		
REVISIONS				
REVISION	DATE	DESCRIPTION	BY	CHKD.
1		ISSUED FOR APPROVAL		
2		FOR APPROVAL PER ECP-B-1000		
3		RELEASED PER ERO-B-23M		
4		ISSUED FOR APPROVAL FOR ECP-B-1000		
5		RELEASED PER ERO-B-4057 OF 8-3-74		
6		RELEASED PER ECP-B-1000 AND ERO-B-5639 DATED 4/30/78		
7		REV'D/FCN W-2806		
8		REV. PER FCN D-3549		
9		REV. PER FCN # H-4-11135		
10		REVISED PER FCN # H-4-11135		
11		REVISED PER H-4-11135		
DRAWING STATUS				
TYPE	DATE	DESCRIPTION	BY	CHKD.
1		ISSUED FOR APPROVAL		
2		FOR APPROVAL PER ECP-B-1000		
3		RELEASED PER ERO-B-23M		
4		ISSUED FOR APPROVAL FOR ECP-B-1000		
5		RELEASED PER ERO-B-4057 OF 8-3-74		
6		RELEASED PER ECP-B-1000 AND ERO-B-5639 DATED 4/30/78		
7		REV'D/FCN W-2806		
8		REV. PER FCN D-3549		
9		REV. PER FCN # H-4-11135		
10		REVISED PER FCN # H-4-11135		
11		REVISED PER H-4-11135		
U. S. ATOMIC ENERGY COMMISSION				
HIGH-LEVEL OPERATIONS OFFICE				
NATION COORDINATING DEVELOPMENT LABORATORY				
BECHTEL				
SAN FRANCISCO				
PIPING & INSTRUMENT DIAGRAM				
FUEL OIL TO HTS PRE-HEATERS				
SERVICE PIPING SYSTEM 23				
FAST FLUX TEST FACILITY				
404A.BCC				
7004				
H-4-11083				

ENGINEERING RELEASE
BY HEDA
REV. 1 DATE 12-28-74
TWO-SIDE DATA

THIS DRAWING IS CONTAINED
IN SDO 23
ALL CHANGES TO THIS DRAWING
MUST BE PROCESSED USING THE
SDO REVISION PROCESS.