

APPENDIX 2

NextEra Energy Point Beach, LLC

Offsite Dose Calculation Manual

Revision 21

Issued 01/30/2019

278 pages follow

ODCM

OFFSITE DOSE CALCULATION MANUAL

DOCUMENT TYPE: Controlled Reference

CLASSIFICATION: N/A

REVISION: 21

REVIEWER: Onsite Review Group

APPROVAL AUTHORITY: Plant Manager

PROCEDURE OWNER (title): Group Head

OWNER GROUP: Chemistry

Verified Current Copy: _____
Signature Date Time

List pages used for Partial Performance

Controlling Work Document Numbers

OFFSITE DOSE CALCULATION MANUAL

TABLE OF CONTENTS

SECTION	TITLE	PAGE
1.0	RECORD OF REVISIONS	7
2.0	INTRODUCTION	8
2.1	Purpose.....	8
2.2	Guidance	8
2.3	General Responsibilities	9
2.4	Audits.....	9
2.5	Definitions.....	9
3.0	REPORTING REQUIREMENTS	14
3.1	Annual Monitoring Report.....	14
3.2	Record Retention Requirements	16
4.0	RADIATION MONITORING SYSTEM AND RELEASE ACCOUNTING	17
5.0	SPECIFICATIONS AND SURVEILLANCE REQUIREMENTS	22
5.1	Specifications	22
5.2	Surveillance Requirements	22
6.0	LIQUID EFFLUENT SPECIFICATIONS AND SURVEILLANCE REQUIREMENTS.....	23
6.1	Concentration.....	23
6.2	Dose	26
6.3	Liquid Radwaste Treatment System	27
6.4	Liquid Effluent Monitoring Instrumentation	28
7.0	GASEOUS EFFLUENT SPECIFICATIONS AND SURVEILLANCE REQUIREMENTS.....	32
7.1	Dose Rate	32
7.2	Dose – Noble Gases	35
7.3	Dose – I-131, I-133, H-3 and Radionuclides in Particulate Form	36
7.4	Gaseous Radwaste Treatment System	38
7.5	Gaseous Effluent Monitoring Instrumentation	40

OFFSITE DOSE CALCULATION MANUAL

TABLE OF CONTENTS

SECTION	TITLE	PAGE
8.0	TOTAL DOSE	44
8.1	Specification	44
8.2	Applicability	44
8.3	Action.....	44
8.4	Surveillance Requirements	44
9.0	LIQUID EFFLUENT CALCULATIONS	46
9.1	Monitor Alarm Setpoint Determination.....	46
9.2	Liquid Dose Calculations.....	51
9.3	Dose Projections	55
10.0	GASEOUS EFFLUENT CALCULATIONS	56
10.1	Monitor Alarm Setpoint Determination.....	56
10.2	Carbon-14	61
10.3	Dose Rate Calculations – Noble Gases.....	63
10.4	Dose Rate Calculations – Radioiodine, Tritium, Particulates.....	64
10.5	Dose Calculations – Noble Gases	65
10.6	Dose Calculations – Radioiodine, Tritium, Particulates	66
10.7	Gaseous Dose Projection	67
11.0	DETERMINATION OF TOTAL DOSE.....	120
12.0	RADIOLOGICAL ENVIRONMENTAL MONITORING PROGRAM	121
12.1	REMP Administration	121
12.2	REMP Implementation	126
13.0	RADIOLOGICAL EFFLUENT CONTROLS PROGRAM	140
13.1	Radiological Effluent Controls Program	140
13.2	Radioactive Effluent Control and Accountability.....	144
13.3	Radioactive Effluent Monitoring Instrumentation Functionality Requirements	145
13.4	Solid Radioactive Waste	146
14.0	REFERENCES	147

OFFSITE DOSE CALCULATION MANUAL

TABLE OF CONTENTS

SECTION	TITLE	PAGE
Appendix A	Liquid Pathway EMEC For Use In Setpoint Calculations	148
Appendix B	Liquid Dose Factors Technical Basis	153
Appendix C	Gaseous Pathway Setpoint Calculations	158
Appendix D	Gaseous Dose Factors Technical Basis.....	162
Appendix E	Derivation of Dilution Factors Using Regulatory Guide 1.113.....	177
Appendix F	Radiological Impact Of Sewage Treatment Sludge Disposal	182
Appendix G	187
Appendix H	Modification #1 To NRC Submittal	239
Appendix I	Modification #2 To NRC Submittal	241
Appendix J	Modification #3 To NRC Submittal	244
Appendix K	Liquid Effluent Dose Conversion Factors	246
Appendix L	Gaseous Effluent Dose Conversion Factors	262

TABLES

Table 4-1	Radioactive Liquid Waste Effluent Monitors	18
Table 4-2	Radioactive Gaseous Waste Effluent Monitors	19
Table 6-1	Radioactive Liquid Waste Sampling And Analysis Program.....	25
Table 6-2	Radioactive Liquid Effluent Monitoring Instrumentation	30
Table 6-3	Radioactive Liquid Effluent Monitoring Instrumentation Surveillance Requirements	31
Table 7-1	Radioactive Gaseous Waste Sampling And Analysis Program	34
Table 7-2	Gaseous Effluent Monitoring Instrumentation	42
Table 7-3	Radioactive Gaseous Effluent Monitoring Instrumentation Surveillance Requirements	43

OFFSITE DOSE CALCULATION MANUAL

TABLE OF CONTENTS

SECTION	TITLE	PAGE
Table 9-1	Liquid Effluent Pathways	50
Table 9-2	Liquid Effluent Sub-Pathways	52
Table 9-3	PBNP Site-Specific Liquid Dose Commitment Factors, <i>Aio</i>	53
Table 10-1	Gaseous Effluent Pathways.....	59
Table 10-2	Controlling Locations, Pathways And Atmospheric Dispersion For Dose Calculations.....	60
Table 10-3	Dose Factors For Noble Gases.....	64
Table 10-4	<i>Rio</i> , Inhalation Pathway Dose Factors – Adult.....	68
Table 10-5	<i>Rio</i> , Inhalation Pathway Dose Factors – Teen	71
Table 10-6	<i>Rio</i> , Inhalation Pathway Dose Factors – Child	74
Table 10-7	<i>Rio</i> , Inhalation Pathway Dose Factors – Infant	77
Table 10-8	<i>Rio</i> , Grass-Cow-Milk Pathway Dose Factors – Adult	80
Table 10-9	<i>Rio</i> , Grass-Cow-Milk Pathway Dose Factors – Teen	83
Table 10-10	<i>Rio</i> , Grass-Cow-Milk Pathway Dose Factors – Child	86
Table 10-11	<i>Rio</i> , Grass-Cow-Milk Pathway Dose Factors – Infant.....	89
Table 10-12	<i>Rio</i> , Grass-Cow-Meat Pathway Dose Factors – Adult	92
Table 10-13	<i>Rio</i> , Grass-Cow-Meat Pathway Dose Factors – Teen.....	95
Table 10-14	<i>Rio</i> , Grass-Cow-Meat Pathway Dose Factors – Child.....	98
Table 10-15	<i>Rio</i> , Produce Pathway Dose Factors – Adult	101
Table 10-16	<i>Rio</i> , Produce Pathway Dose Factors – Teen	104
Table 10-17	<i>Rio</i> , Produce Pathway Dose Factors – Child	107
Table 10-18	<i>Rio</i> , Leafy Vegetable Pathway Dose Factors – Adult.....	110
Table 10-19	<i>Rio</i> , Leafy Vegetable Pathway Dose Factors – Teen.....	113
Table 10-20	<i>Rio</i> , Leafy Vegetable Pathway Dose Factors – Child.....	116
Table 10-21	<i>Rio</i> , Ground Plane Pathway Dose Factors	119
Table 12-1	Sample Types And Associated Lower Level Of Detection (LLD) And Notification Level Values	132
Table 12-2	Radiological Environmental Sampling Locations	134
Table 12-3	PBNP Radiological Environmental Sample Collection And Analysis Frequency	136

OFFSITE DOSE CALCULATION MANUAL

TABLE OF CONTENTS

SECTION	TITLE	PAGE
Table A-1	Liquid Effluent Volumes	149
Table A-2	Liquid Effluent Releases	149
Table A-3	Liquid Effluent Concentrations.....	151
Table A-4	Beta Corrected Setpoints.....	152
Table C-1	Noble Gas Releases.....	159
Table C-2	Average Annual Discharge Volume	159
Table C-3	Noble Gas Setpoint Parameter Calculation.....	160
Table C-4	RMS AIRBORNE ALARM SETPOINTS	161
Table E-1	Surface Dilution Factors For Liquid Effluents In A Large Lake.....	177
Table E-2	Dilution Factors	181

FIGURES

Figure 4-1	Radioactive Liquid Waste Effluent Monitors	20
Figure 4-2	Radioactive Gaseous Waste Effluent Monitors	21
Figure 12-1	Radioactive Environmental Sampling Locations.....	137
Figure 12-2	Radiological Environmental Sampling Locations	138
Figure 12-3	Radiological Environmental Sampling Locations	139

OFFSITE DOSE CALCULATION MANUAL

1.0 RECORD OF REVISIONS

Per TS 5.5.1.C, licensee initiated changes to the Offsite Dose Calculation Manual (ODCM) shall be documented and records of reviews performed shall be retained. This documentation shall contain sufficient information to support the changes(s) together with the appropriate analyses or evaluations justifying the changes(s), and a determination that the change(s) maintain the levels of radioactive effluent control required by 10 CFR 20.1302, 40 CFR 190, 10 CFR 50.36a, and 10 CFR 50, Appendix I, and do not adversely impact the accuracy or reliability of effluent, dose, or setpoint calculations. These changes shall become effective after receiving concurrence from the Onsite Review Group (ORG)* and approval of the Plant General Manager, and shall be submitted to the NRC in the form of a complete, legible copy of the entire ODCM as a part of or concurrent with the Annual Monitoring Report for the period of the report in which any change in the ODCM was made. Each change shall be identified by markings in the affected pages, clearly indicating the area of the page that was changed, and shall indicate the date (i.e. month and year) the change was implemented.

***NOTE: Pursuant to the Procedure, Plan and Program Review Matrix approved by the Plant General Manager, changes that have been determined to be editorial do not need ORG approval.**

OFFSITE DOSE CALCULATION MANUAL

2.0 INTRODUCTION

2.1 Purpose

The PBNP Offsite Dose Calculation Manual contains the current methodology and parameters for the calculation of offsite doses due to radioactive gaseous and liquid effluents. This manual describes a methodology for demonstrating compliance with 10 CFR 50, Appendix I dose limits. Compliance with Appendix I is demonstrated by periodic calculation of offsite doses based on actual plant releases and comparison to Appendix I dose limits.

The manual also details the methodology for the determination of gaseous and liquid effluent monitor alarm setpoints. The PBNP Radiation Monitoring System (RMS) effluent monitor alarm setpoints are established to ensure that controlled releases of liquid and gaseous radioactive effluents are maintained as low as is reasonably achievable. The setpoints also are established to ensure that the dose rate from radioactive material released in effluents to the atmosphere do not exceed 500 mrem/yr at the site boundary and to ensure that the concentrations of radioactive materials released in liquid effluents to the unrestricted area conform to (do not exceed) 10 times the concentration values in Table 2, Column 2 of Appendix B to 10 CFR 20 as specified in TS 5.5.4.g.

The manual also details the methodology for evaluating the radiological impact of sewage treatment sludge disposal. This methodology addresses the commitments made to the United States Nuclear Regulatory Commission in our application dated October 8, 1987 (NRC-87-104) and accepted by the USNRC in a letter dated January 13, 1988 (NPC-30260). This application was submitted in accordance with the provisions of 10 CFR 20.302(a). Dose limits are established in the application to ensure the health and safety of the maximally exposed member of the general public and the inadvertent intruder. 10 CFR 50, Appendix I dose limits do not apply to sewage treatment sludge disposal.

2.2 Guidance

The following sources provided guidance for this document:

U. S. Nuclear Regulatory Commission, Regulatory Guide 1.109, "Calculation of Annual Doses to Man from Routine Releases of Reactor Effluents for the Purpose of Evaluating Compliance with 10CFR50, Appendix I", Revision 1, October 1977.

U.S. Nuclear Regulatory Commission, Regulatory Guide 1.113, "Estimating Aquatic Dispersion of Effluents from Accidental and Routine Reactor Releases for the Purpose of Implementing Appendix I", Revision 1, April 1977.

U.S. Nuclear Regulatory Commission, Regulatory Guide 1.21, "Measuring, Evaluating, and Reporting Radioactive Material in Liquid and Gaseous Effluents and Solid Waste", Revision 2, June 2009.

OFFSITE DOSE CALCULATION MANUAL

U. S. Nuclear Regulatory Commission, NUREG-0133, "Preparation of Radiological Effluent Technical Specifications for Nuclear Power Plants", Revision 2, May 1982.

U.S. Nuclear Regulatory Commission, NUREG-1301, "Offsite Dose Calculation Manual Guidance: Standard Radiological Effluent Controls for Pressurized Water Reactors", April 1991.

2.3 General Responsibilities

The primary responsibility for the implementation of the PBNP offsite dose calculation program and for any actions required by the program resides with Chemistry. Chemistry will provide the technical, regulatory, licensing, and administrative support necessary to fulfill the requirements of this manual. The calculation of offsite doses and analysis of data are Chemistry responsibilities.

The Plant General Manager, PBNP is responsible for assuring that Radiation Monitoring System alarm setpoints are established and maintained in accordance with the methodologies outlined in this manual. The Plant General Manager, PBNP is also responsible for assuring the performance of periodic release summaries for the purpose of demonstrating compliance with PBNP effluent release limits.

2.4 Audits

Audits of the activities encompassed by the ODCM, the Radiological Effluent Control Program (Section 13.0 of this manual), and the Radiological Environmental Monitoring Program (Section 12.0 of this manual) and its implementing procedures shall be scheduled, performed, and reported in accordance with the Quality Assurance Topical Report.

2.5 Definitions

ABNORMAL RELEASE

An ABNORMAL RELEASE is an unplanned or uncontrolled emission of an effluent containing plant related, licensed radioactive material.

ACTION

ACTION shall be that part of a specification that prescribes remedial measures required under designated conditions.

BATCH RELEASE

A BATCH RELEASE is a release of a discrete liquid volume from a tank or any isolatable containment containing radionuclide(s) whose inputs to the volume were secured prior to sampling for discharge and remains secured until the discharge is completed.

OFFSITE DOSE CALCULATION MANUAL

CHANNEL CALIBRATION

A CHANNEL CALIBRATION is the adjustment, as necessary, of the channel such that it responds within the required range and accuracy to known values of input. The CHANNEL CALIBRATION SHALL encompass the entire channel including the sensors and alarm, interlock and/or trip functions and may be performed by any series of sequential, overlapping, or total channel steps such that the entire channel is calibrated.

CHANNEL CHECK

CHANNEL CHECK is a qualitative determination of acceptable FUNCTIONALITY made by observing channel behavior during operation. This shall include, where possible, comparison of the channel with other independent instrumentation channels measuring the same parameter.

CONTINUOUS RELEASE

A CONTINUOUS RELEASE is a discharge of liquid or gaseous radioactive effluents of a non-discrete volume from a source containing radionuclide(s) that usually has make-up flow during the release.

DISCHARGE

A DISCHARGE is a radioactive effluent that enters an unrestricted area.

FUNCTIONAL – FUNCTIONALITY

FUNCTIONALITY is an attribute of an SSC(s) that is not controlled by TSs. An SSC not controlled by TSs is FUNCTIONAL or has FUNCTIONALITY when it is capable of performing its function(s) as set forth in the CLB. These CLB function(s) may include the capability to perform a necessary and related support function for an SSC(s) controlled by TSs.

FUNCTIONAL TEST

FUNCTIONAL TEST is the injection of a simulated signal into the channel to verify that it is FUNCTIONAL, including alarm and/or trip initiating action. This shall include, where possible, a comparison of the channel with other independent channels measuring the same variable.

OFFSITE DOSE CALCULATION MANUAL

GASEOUS RADWASTE TREATMENT SYSTEM

The GASEOUS RADWASTE TREATMENT SYSTEM consists of those components or devices utilized to reduce radioactive material in effluents released to the atmosphere. The system consists of the following:

- Gas decay tanks,
- Drumming area ventilation exhaust duct filter assembly (F-26),
- Unit 1 and 2 containment purge exhaust filter assemblies (1/2 F-11A/B),
- Air ejector decay duct filter assembly (F-30),
- Auxiliary building ventilation filter assembly (F-25, nominal 11,214 CFM exhaust pathway),
- Chemistry laboratory exhaust duct filter assembly (F-21),
- Service building ventilation exhaust duct filter assembly (F-20),
- Auxiliary building ventilation filter assemblies (F-23, F-29, nominal 34,150 CFM exhaust pathway).

LIQUID RADWASTE TREATMENT SYSTEM

The LIQUID RADWASTE TREATMENT SYSTEM consists of those components or devices used to reduce radioactive material in liquid effluent. The system consists of the following:

- Waste evaporator,
- Polishing demineralizers,
- Advanced Liquid Processing System (ALPS)
- Boric acid evaporator feed and condensate demineralizers

MEMBER OF THE PUBLIC (10 CFR 20)

MEMBER OF THE PUBLIC as defined by 10 CFR 20.1003: Means any individual except when that individual is receiving an occupational dose. (TRM 4.1)

MEMBER OF THE PUBLIC (40 CFR 190)

MEMBER OF THE PUBLIC as defined by 40 CFR 190.02: Means any individual that can receive a radiation dose in the general environment, whether he may or may not also be exposed to radiation in an occupation associated with a nuclear fuel cycle. However, an individual is not considered a member of the public during any period in which the individual is engaged in carrying out any operation which is part of the nuclear fuel cycle. (TRM 4.1)

OFFSITE DOSE CALCULATION MANUAL

NUCLEAR FUEL CYCLE

NUCLEAR FUEL CYCLE as defined by 40 CFR 190.02: Means the operations defined to be associated with the production of electrical power for public use by any fuel cycle through the use of nuclear energy.

OPERABLE-OPERABILITY

A system, subsystem, train, component or device shall be OPERABLE or have OPERABILITY when it is capable of performing its specified safety functions(s), and when all necessary attendant instrumentation, controls, normal or emergency electrical power, cooling or seal water, lubrication and other auxiliary equipment that are required for the system, subsystem, train, component or device to perform its specified safety function(s) are also capable of performing their related support function(s).

PURGE-PURGING

PURGE or PURGING is any controlled process of discharging air or gas from a confinement to maintain temperature, pressure, humidity, concentration or other operating condition, in such a manner that replacement air or gas is required to purify the confinement.

RELEASE

A RELEASE is an effluent from the plant regardless of where the effluent is deposited.

SITE BOUNDARY

The SITE BOUNDARY shall be that line beyond which the land is neither owned, nor leased, nor otherwise controlled by the licensee.

SOURCE CHECK

A SOURCE CHECK shall be the qualitative assessment of channel response when the channel sensor is exposed to a source of increased radioactivity.

SPECIFIED FUNCTION/SPECIFIED SAFETY FUNCTION

The definition of operability refers to the capability to perform the “specified function” at non-improved TSs plants or “specified safety function” at improved TSs plants. The specified safety function(s) in the CLB for the facility.

In addition to providing the specified safety function, an SSC is expected to perform as designed, tested and maintained. When system capability is degraded to a point where it cannot perform with reasonable expectation or reliability, the SSC should be judged inoperable, even if at this instantaneous point in time the SSC(s) could provide the specified safety function.

OFFSITE DOSE CALCULATION MANUAL

UNRESTRICTED AREA

An UNRESTRICTED AREA is any area at or beyond the SITE BOUNDARY access to which is not controlled by the licensee for purposes of protection of individuals from exposure to radiation and radioactive materials. (TRM 4.1)

URANIUM FUEL CYCLE

The URANIUM FUEL CYCLE is defined in 40 CFR Part 190.02(b) as: “The operation of milling of uranium ore, chemical conversion of uranium, isotopic enrichment of uranium, fabrication of uranium fuel, generation of electricity by a light-water-cooled nuclear power plant using uranium fuel, and reprocessing of spent uranium fuel, to the extent that these directly support the production of electrical power for public use utilizing nuclear energy, but excludes mining operations, operations at wasted disposal sites, transportation of any radioactive material in support of these operations, and the use of recovered non-uranium special nuclear and by-product materials from the cycle”.

VENTILATION EXHAUST TREATMENT SYSTEM

A VENTILATION EXHAUST TREATMENT SYSTEM is any system designed and installed to reduce gaseous radioiodine or radioactive material in particulate form in effluents by passing ventilation or vent exhaust gases through charcoal absorbers and/or HEPA filters for the purpose of removing iodines or particulates from the gaseous exhaust stream prior to the release to the environment. Such a system is not considered to have any effect on noble gas effluents. Engineered Safety Features Atmospheric Cleanup Systems are not considered to be VENTILATION EXHAUST TREATMENT SYSTEM components.

VENTING

VENTING is the controlled process of discharging air or gas from a confinement to maintain temperature, pressure, humidity, concentration, or other operating condition, in such a manner that replacement air or gas is not provided or required during VENTING. Vent, used in system names, does not imply a VENTING process.

OFFSITE DOSE CALCULATION MANUAL

3.0 REPORTING REQUIREMENTS

3.1 Annual Monitoring Report

In accordance with TS 5.6.2 and 5.6.3, the Annual Monitoring Report covering the operation of the units shall be submitted in accordance with 10 CFR 50.36a. The annual monitoring report shall be submitted by April 30 of each calendar year to the administrator of the appropriate Regional NRC office or designee and shall include:

- a. A summary of the quantities of radioactive liquid and gaseous effluents released from the plant with data summarized on a semi-annual basis. The material provided shall be consistent with the objectives outlined in Sections 6.2, 7.2 and 7.3 of the ODCM and in conformance with 10 CFR 50, Appendix I, Section IV.B.1. In the event that some results are not available for inclusion with the report, the report shall be submitted noting and explaining the reasons for the missing results. The missing data shall be submitted as an addendum in the next Annual Monitoring Report.
- b. An assessment of the radiation doses from radioactive effluents released from the plant during the previous calendar year. All assumptions used in making these assessments (i.e., specific activity, exposure time and location) shall be included in the report.
- c. The air doses and the doses to the hypothetical maximum exposed individual calculated following the ODCM methodology shall be reported.
- d. The following information for solid waste shipped offsite during the report period:
 - Total amount of solid waste shipped, buried or stored (in cubic feet)
 - Estimated total isotopic content (in curies) determined by scaling factors, gamma isotopic and/or other suitable analyses
 - Dates of shipment and burial site, if applicable quantity
 - Type of waste (e.g., spent resin, dry activated waste, evaporator bottoms, filters, scrap metal, asbestos, etc.),
 - Type of container (e.g., LSA, Type A, Type B, Large Quantity), and
 - Solidification agent (e.g., cement, urea formaldehyde), if applicable
- e. The following information for liquid releases during the report period.
 - Total radioactivity in curies released and average diluted discharge concentrations of the following release categories: gamma isotopic, gross alpha, tritium, and strontium (beta emitters other than tritium).
 - Total volume (in gallons) of liquid waste released into circulating water discharge.

OFFSITE DOSE CALCULATION MANUAL

- Total volume (in gallons) of dilution water used.
 - The maximum concentration of tritium and gross gamma radioactivity released (averaged over the period of a single release).
 - Estimated monthly total radioactivity in curies of individual radionuclides released based on representative isotopic analyses.
 - Semiannual and annual totals of monthly quantities of individual radionuclides, as determined by isotopic analyses.
- f. The following information for gaseous releases during the report period.
- Total gross radioactivity (in Curies), by month, released of:
 - Noble Gases
 - Halogens
 - Particulates, subdivided into beta emitters (strontium, etc.), gross alpha, and gamma emitters
 - Tritium
 - Maximum release rate (for any one-hour period).
 - Estimated monthly total radioactivity (in Curies) released, by nuclide, for I-131, I-133, H-3, and radioactive particulates with half-lives greater than eight days, based on representative analyses performed by beta and by gamma isotopic analyses.
 - Semiannual and annual totals of monthly isotopic radionuclide quantities.
- g. Identification of ABNORMAL RELEASES from the site in gaseous and liquid effluents in the AMR.
- h. Summaries, interpretations, and analyses of trends of the results of the radiological environmental monitoring program for the reporting period. The material provided shall be consistent with the objectives outlined in ODCM Section 12.0 and in 10 CFR 50, Appendix I, Sections IV.B.2, IV.B.3, and IV.C. See Section 12.1.2.a.6 for REMP specific reporting requirements.
- i. If the calculated dose from the release of radioactive materials in liquid or gaseous effluents exceeds twice the limits of 10 CFR 50, Appendix I, the Annual Monitoring Report shall also include an assessment of radiation doses to the most likely exposed member of the general public from reactor releases and other nearby uranium fuel cycle sources (including doses from primary effluent pathways and direct radiation) for the previous 12 consecutive months to show compliance with 40 CFR 190, Environmental Radiation Protection Standards for Nuclear Power Operation.

OFFSITE DOSE CALCULATION MANUAL

- j. A description (including cause, response and prevention of reoccurrence) of occurrences and circumstances when fewer than the sampling frequency, minimum analysis frequency, or lower limit of detection requirement specified in Table 6-2 and Table 7-1 are met.
- k. The Annual Monitoring Report shall include a description of all deviations from the radiological environmental sample collection and analysis frequency contained in Table 12-3.
- l. The Annual Monitoring Report shall include a description of occurrences when fewer than the minimum required radioactive liquid and/or gaseous effluent monitoring instrumentation channels were FUNCTIONAL OR OPERABLE as required in Table 6-2 and Table 7-2.
- m. The quantity of each of the principal radionuclides released to the environment in liquid and gaseous effluents during the previous 12 months of operation for the ISFSI. Other information required by the Commission to estimate maximum potential radiation dose commitment to the public resulting from effluent releases should be included in the report.
- n. Licensee initiated changes to the ODCM in the form of a complete legible copy of the entire ODCM as a part of or concurrent with the Annual Monitoring Report for the period of the report in which the change in the ODCM was made. Each change shall be identified by markings in the margin of the affected pages clearly indicating the area of the page that was changed.

3.2 Record Retention Requirements

Records of reviews performed for changes made to the ODCM shall be kept for the duration of the operating licenses of Units 1 and 2 of the Point Beach Nuclear Plant. (TS 5.5.1)

Meteorological data shall be kept on file, on site for review by the NRC, upon request. The data available will include wind speed, wind direction and atmospheric stability. The data will be in the form of hour-by-hour averages stored in electronic form for each of the parameters.

OFFSITE DOSE CALCULATION MANUAL

4.0 RADIATION MONITORING SYSTEM AND RELEASE ACCOUNTING

A computerized Radiation Monitoring System (RMS) is installed at Point Beach Nuclear Plant (PBNP). The RMS includes area, process, and effluent monitors. A description of those monitors used for liquid and gaseous effluents is presented in Table 4-1 and Table 4-2. The liquid and gaseous waste processing flow paths, equipment, and monitoring systems are depicted in Figure 4-1 and Figure 4-2. Calibration of the RMS detectors is accomplished in accordance with the PBNP instrument and control procedures. The setpoint methodology is described in Section 9.1 and Section 10.1 of the ODCM.

The RMS is designed to detect and measure liquid and gaseous releases from the plant effluent pathways. The RMS will initiate isolation and control functions on certain effluent streams identified in Table 4-1 and Table 4-2. Complete monitoring and accounting of nuclides released in liquid and gaseous effluents is accomplished with the RMS together with the characterization of nuclide distributions by laboratory analysis of grab samples. Sampling frequencies and analysis requirements are described for liquids in Table 6-1 and gases in Table 7-1.

The RMS is not used for normal operational release quantification. Release quantification is based on the analysis of actual samples and the known discharge rate. The main liquid releases (Ci) occur via batch releases. The continuous releases via SGBD and waste water effluents have a greater volume but very little licensed material. The major continuous release points are the vents from the Auxiliary Building, the Drumming Area, and the Gas Stripper. The Combined Air Ejector is a minor release source in terms of activity and volume during normal operation. The batch releases from the gas decay tanks occur through the Aux. Building vent stack.

OFFSITE DOSE CALCULATION MANUAL

TABLE 4-1
RADIOACTIVE LIQUID WASTE EFFLUENT MONITORS

CHANNEL NUMBER	NAME	CONTROL FUNCTION	DETECTOR TYPE
1 (2) RE-216	Containment Fan Coolers Liquid Monitors	None	Scintillation
RE-218	Waste Disposal System Liquid Monitor	Shuts waste liquid overboard	Scintillation
1 (2) RE-219	Steam Generator Blowdown Line Liquid Monitors	Shuts steam generator blowdown isolation valves, blowdown tank outlet valves and steam generator sample valves	Scintillation
RE-220	Spent Fuel Pool Liquid Monitor	None	Scintillation
1 (2) RE-222	Steam Generator Blowdown Tank Outlet Monitor	Shuts steam generator blowdown isolation valves and blowdown tank outlet valves	GM Tube
RE-223	Waste Distillate Overboard Liquid Monitor	Shuts waste distillate overboard isolation valve	Scintillation
1 (2) RE-229	Service Water Discharge Monitors	None	Scintillation
RE-230	Waste Water Effluent Monitor	None	Scintillation

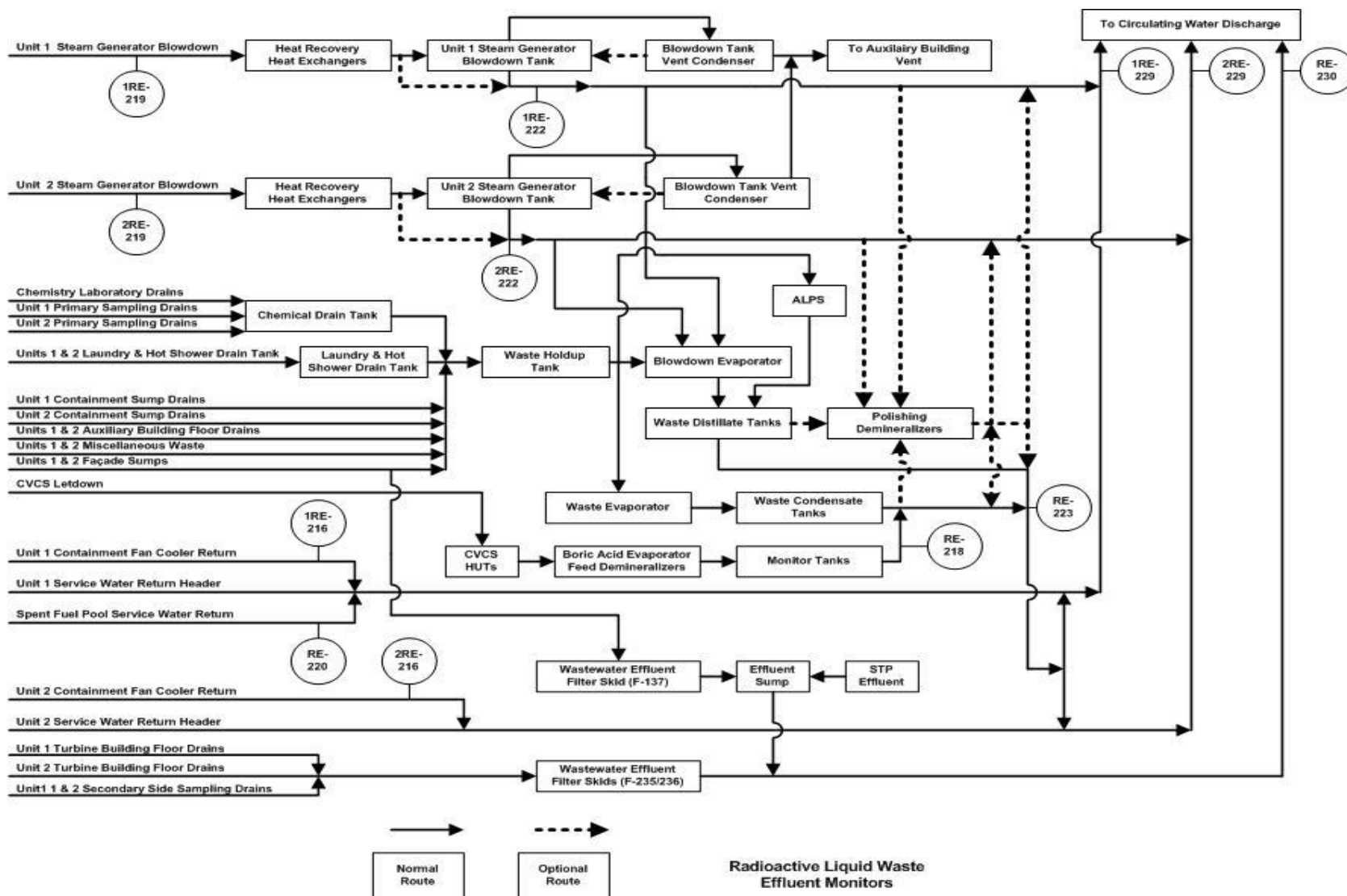
OFFSITE DOSE CALCULATION MANUAL

TABLE 4-2
RADIOACTIVE GASEOUS WASTE EFFLUENT MONITORS

CHANNEL NUMBER	NAME	CONTROL FUNCTION	DETECTOR TYPE
1 (2) RE-212	Containment Noble Gas Monitor	Actuates containment ventilation isolation	Scintillation
RE-214	Auxiliary Building Exhaust Ventilation Noble Gas Monitor	Shuts gas release valve and shifts auxiliary building exhaust through carbon filters	Scintillation
1 (2) RE-215	Condenser Air Ejector Noble Gas Monitors	None	Scintillation
RE-221	Drumming Area Vent Noble Gas Monitor	None	Scintillation
RE-224	Gas Stripper Building Exhaust Noble Gas Monitor	None	Scintillation
RE-225	Combined Air Ejector Low-Range Noble Gas Monitor	None	Scintillation
1 (2) RE-305	Unit 1 and 2 Purge Exhaust Noble Gas Monitors (Channel 5 on SPING Units No. 21 and No. 22)	Containment ventilation isolation	Scintillation
RE-315	Auxiliary Building Exhaust Ventilation Noble Gas Monitor (Channel 5 on SPING Unit No. 23)	None	Scintillation
RE-325	Drumming Area Ventilation Noble Gas Monitor (Channel 5 on SPING Unit No. 24)	None	Scintillation

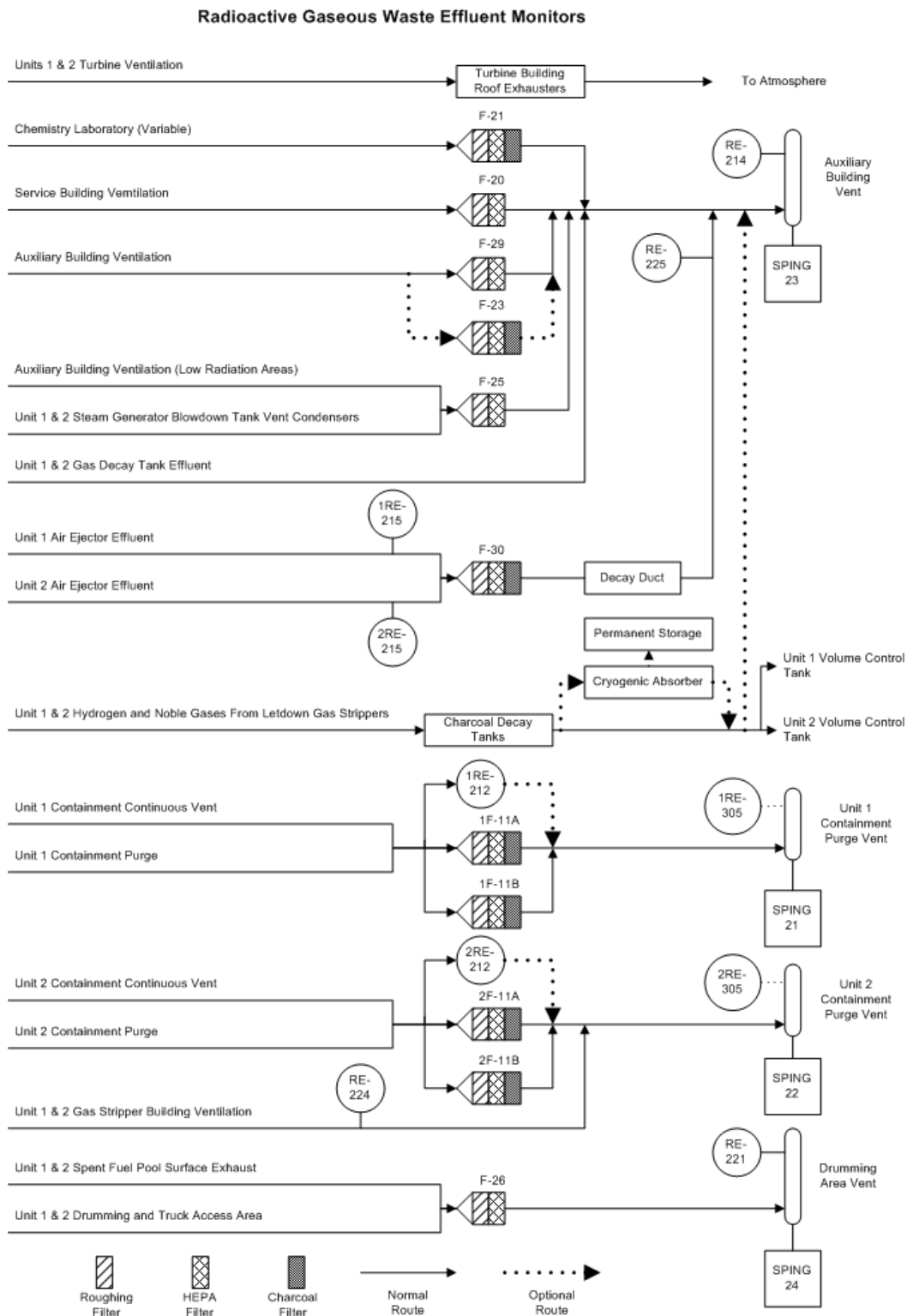
OFFSITE DOSE CALCULATION MANUAL

FIGURE 4-1
RADIOACTIVE LIQUID WASTE EFFLUENT MONITORS



OFFSITE DOSE CALCULATION MANUAL

FIGURE 4-2
RADIOACTIVE GASEOUS WASTE EFFLUENT MONITORS



OFFSITE DOSE CALCULATION MANUAL

5.0 SPECIFICATIONS AND SURVEILLANCE REQUIREMENTS

5.1 Specifications

Compliance with the specifications contained in the succeeding text is required during the conditions specified therein. Upon failure to meet the specification, either during the performance of the surveillance, or between performances, the associated ACTION requirement shall be met.

Noncompliance with a specification shall exist when its requirements and associated ACTION requirements are not met within the specified time period. If the specification is restored prior to expiration of the specified time intervals, completion of the ACTION requirements is not required.

5.2 Surveillance Requirements

Surveillance Requirements shall be met during the conditions specified for individual specifications unless otherwise stated in an individual surveillance requirement. The provisions of SR 3.0.2 and 3.0.3 are applicable to the surveillance frequency of the Radioactive Effluent Controls Program in accordance with TS 5.5.4.

OFFSITE DOSE CALCULATION MANUAL

6.0 LIQUID EFFLUENT SPECIFICATIONS AND SURVEILLANCE REQUIREMENTS

6.1 Concentration

6.1.1 Specifications

In accordance with PBNP TS 5.5.4.b, the concentration of radioactive materials in liquid effluents to the unrestricted area is limited to ten times the concentration value in Appendix B, Table 2, Column 2 to 10 CFR 20. For dissolved and entrained noble gases, the concentration shall be limited to 2.0 E-04 $\mu\text{Ci/mL}$ total activity.

6.1.2 Applicability

At all times

6.1.3 Action

- a. During release of radioactive liquid effluents, at least one condenser circulating water pump shall be in operation and the service water return header shall be lined up only to the unit whose circulating water pump is operating.
- b. When the concentration of radioactive material released in liquid effluents to UNRESTRICTED AREAS exceeds the limits identified in Section 6.1.1, immediately restore the concentration to within the above limits.
- c. Report all deviations in the Annual Monitoring Report

6.1.4 Surveillance Requirement

- a. The concentration of radioactivity in liquid waste shall be determined by sampling and analysis in accordance with Table 6-1.
- b. The results of radioactive analysis shall be used in accordance with the methodology of Section 9.1 to assure that the concentrations at the point of release are maintained within the limits of Section 6.1.1.

OFFSITE DOSE CALCULATION MANUAL

6.1.5 Basis

This specification is provided to ensure that the concentration of radioactive materials released in liquid waste effluents from the site to UNRESTRICTED AREAS will be less than 10X the concentration levels specified in 10 CFR Part 20, Appendix B, Table 2, Column 2. This limitation provides additional assurance that the levels of radioactive materials in bodies of water outside the site will not result in exposures exceeding (1) the Section II.A design objectives of Appendix I, 10 CFR Part 50, to a MEMBER OF THE PUBLIC and (2) the limits of 10 CFR Part 20.1301(a)(1) to the population. The concentration limit for dissolved or entrained noble gases is based upon the NRC's evaluation and assumption that Xe-135 is the controlling radioisotope and its limit in air (submersion) has been converted to an equivalent concentration in water using the methods described in International Commission on Radiological Protection (ICRP) Publication 2. The required detection capabilities for radioactive materials in liquid waste samples are tabulated in terms of the lower limits of detection (LLDs). Detailed discussion of the LLD, and other detection limits can be found in Currie, L. A., "Lower Limit of Detection: Definition and Elaboration of a Proposed Position for Radiological Effluent and Environmental Measurements," NUREG/CR-4007 (September 1984).

Note: Hard-to-detect (HTD) radionuclides are radionuclides, such as alpha emitters and pure beta emitters which can be detected only by chemical extraction followed by alpha or beta counting, and therefore cannot be detected before a release using gamma spectroscopy. Analyses for HTDs are accomplished by obtaining aliquots of sample streams and sending the samples to a contracted laboratory for analyses. Their release quantities and doses are assessed after analytical results are obtained and then included in the monthly effluent quantification. The HTDs specifically identified by the Point Beach RETS were Sr-89/90 and alpha emitters. Fe-55 identified in NUREG-0472 was not included in the Point Beach RETS. Pursuant to regulatory guidance, reviews of the Part 61 analyses have been undertaken and, as a good practice, the following HTDs (other than the ones specifically required) have been added to the analytical list: C-14, Fe-55, Ni-63, and Tc-99. NRC guidance (Reg Guide 1.21, Rev 2, June 2009) does not require analysis for C-14 in liquids because the airborne C-14 far outweighs the amount discharged in liquids. Therefore, C-14 analyses may be discontinued in the future based on the results from the Part 61 analyses. The list of required radionuclides and the additional HTDs are listed in Table 6-1.

OFFSITE DOSE CALCULATION MANUAL

TABLE 6-1
RADIOACTIVE LIQUID WASTE SAMPLING AND ANALYSIS PROGRAM

LIQUID RELEASE TYPE ⁵	SAMPLING FREQUENCY	MINIMUM ANALYSIS FREQUENCY	TYPE OF ACTIVITY ANALYSIS	LOWER LEVEL OF DETECTION ¹ (μCi/CC)
1. Batch Releases ² a. Waste Condensate Tank b. Waste Distillate Tank c. Monitor Tanks d. Other tanks containing radioactivity to be discharged	Prior to release	Prior to release	Gamma emitters	5 E-07
			I-131	1 E-06
			Tritium	1 E-05
		Monthly on composites obtained from batches released during the current month	Gross alpha	1 E-07
			Fe-55, Ni-63, Tc-99, C-14	1E-06 1E-06
2. Continuous Releases ^{3, 5} a. Steam Generator Blowdown b. Service Water	Grab samples twice weekly	Twice weekly	Gamma emitters	5E-07
			I-131	1E-06
			Tritium	1E-05
		Monthly on grab composites	Gross alpha	1E-07
			Fe-55, Ni-63, Tc-99, C-14	1E-06 1E-06
3. Waste Water Effluent	Continuous Composite ⁴	Weekly	Gamma emitters	5E-07
			I-131	1E-06
			Tritium	1E-05
		Monthly on weekly composite	Gross alpha	1E-07
			Fe-55, Ni-63, Tc-99, C-14	1E-06 1E-06
		Quarterly on monthly composite	Sr-89/90	5E-08
		Quarterly on composites obtained from batches released during the current quarter	Sr-89/90	5 E-08

- NOTE 1:** The principal gamma emitter for which the gamma isotopic LLD applies is Cs-137. Because gamma isotopic analyses are performed, the LLDs for all other gamma emitters are inherently determined by the operating characteristics of the counting system. All positively identified gamma emitters will be reported in the Annual Monitoring Report
- NOTE 2:** A BATCH RELEASE is defined in Section 2.5. Prior to sampling for analysis, each batch shall be isolated and mixed to assure representative sampling.
- NOTE 3:** A CONTINUOUS RELEASE is defined in Section 2.5.
- NOTE 4:** A continuous composite is one in which the method of sampling employed results in a specimen that is representative of the liquids released.
- NOTE 5:** For compensatory analyses required by Table 6-2 only the analyses performed by the out-of-service monitor need to be performed.

OFFSITE DOSE CALCULATION MANUAL

6.2 Dose

6.2.1 Specifications

In accordance with PBNP TS 5.5.4.d, the dose or dose commitment to a MEMBER OF THE PUBLIC from radioactive materials in liquid effluents released to UNRESTRICTED AREAS shall not exceed:

- a. 3 mrem to the total body or 10 mrem to any organ, total from both units, during any calendar quarter, and
- b. 6 mrem to the total body or 20 mrem to any organ, total from both units, during any calendar year.

6.2.2 Applicability

At all times

6.2.3 Action

If the calculated dose from radioactive material actually released in liquid effluents exceeds any of the above limits, a special report shall be prepared and submitted to the Commission within 30 days of determination of the release quantity. The report shall include, as appropriate:

- The cause(s) for exceeding the limits,
- The corrective action(s) taken to reduce the release, and
- The proposed corrective action(s) to be taken to assure that subsequent releases will be in compliance with the above limits.

If the dose to any MEMBER OF THE PUBLIC exceeds 75 mrem to the thyroid or 25 mrem to the whole body or an organ other than the thyroid, pursuant to 40 CFR 190, the report shall also contain a request for a variance from this standard pursuant to 40 CFR 190.11.

6.2.4 Surveillance Requirement

Cumulative dose contributions from radioactive effluents shall be determined for the current calendar quarter and current calendar year in accordance with the methodology described in Section 9.2 at least once every 31 days.

OFFSITE DOSE CALCULATION MANUAL

6.2.5 Basis

This specification is provided to implement the requirements of Sections II.A, III.A, and IV.A of Appendix I, 10 CFR Part 50. The Limiting Condition for Operation implements the guides set forth in Section II.A of Appendix I. The ACTION statements provide operating flexibility and at the same time implement the guides set forth in Section IV.A of Appendix I to assure that the releases of radioactive material in liquid effluents to UNRESTRICTED AREAS will be kept “as low as is reasonably achievable”. Also, for fresh water sites with drinking water supplies that can be potentially affected by plant operations, there is reasonable assurance that the operation of the facility will not result in radionuclide concentrations in the finished drinking water that are in excess of the requirements of 40 CFR Part 141. The dose calculation methodology in Section 9.2 implements the requirements of Section III.A of Appendix I that conformance with the guides of Appendix I be shown by calculational procedures based on models and data such that the actual exposure of a MEMBER OF THE PUBLIC through appropriate pathways is unlikely to be substantially underestimated. The equations specified in Section 9.2 for calculating the doses due to the actual release rates of radioactive materials in liquid effluents are consistent with the methodology provided in Regulatory Guide 1.109 and Regulatory Guide 1.113.

6.3 Liquid Radwaste Treatment System

6.3.1 Specifications

In accordance with PBNP TS 5.5.4.f, the LIQUID RADWASTE TREATMENT SYSTEM shall be used to reduce the radioactive materials in liquid wastes prior to discharge when the projected doses, due to the liquid effluent, to UNRESTRICTED AREAS would exceed 0.12 mrem to the total body or 0.4 mrem to any organ (2% of the annual Appendix I dose objective) in a 31 day period.

6.3.2 Applicability

At all times

OFFSITE DOSE CALCULATION MANUAL

6.3.3 Action

With radioactive liquid waste being discharged without treatment and in excess of the above limits and any portion of the LIQUID RADWASTE TREATMENT SYSTEM not in operation, prepare and submit to the Commission within 30 days a special report that includes the following information:

- Identification of the non-functional equipment or subsystem and the reason for non-functionality.
- Actions taken to restore the non-functional equipment to FUNCTIONAL status.
- Summary description of actions taken to prevent a recurrence.

6.3.4 Surveillance Requirement

Doses due to liquid releases shall be projected at least once per 31 days in accordance with the methodology and parameters in Section 9.3.

6.3.5 Basis

The requirement that the appropriate portions of this system be used, when specified, provides assurance that the releases of radioactive materials in liquid effluents will be kept “as low as is reasonably achievable”. This specification implements the requirements of 10 CFR Part 50.36a, General Design Criterion 60 of Appendix A to 10 CFR Part 50 and the design objective given in Section II.D of Appendix I to 10 CFR Part 50. The specified limits governing the use of appropriate portions of the LIQUID RADWASTE TREATMENT SYSTEM were specified as a suitable fraction of the dose design objectives set forth in Section II.A of Appendix I, 10 CFR Part 50, for liquid effluents.

6.4 Liquid Effluent Monitoring Instrumentation

6.4.1 Specifications

- a. In accordance with PBNP TS 5.5.4, the radioactive liquid monitoring instrumentation channels listed in Table 6-2 shall be FUNCTIONAL and alarm or trip setpoints established such that effluent releases do not exceed the values described in Section 6.1.1.
- b. The alarm or trip setpoints of the monitoring instrumentation channels shall be determined in accordance with the methodology in Section 9.1.

OFFSITE DOSE CALCULATION MANUAL

6.4.2 Applicability

During releases using the monitored pathway

6.4.3 Action

- a. If a radioactive effluent monitoring instrumentation channel alarm or trip setpoint is found less conservative than required by Section 6.4.1, immediately suspend the release of radioactive liquid effluents monitored by the affected channel, or declare the channel non-functional, or change the setpoint so it is acceptably conservative.
- b. If fewer than the minimum number of radioactive effluent monitoring channels is FUNCTIONAL, the appropriate ACTION should be taken for the instrument as listed in Table 6-2. Best effort shall be made to return the non-functional channel to a FUNCTIONAL status within 30 days. If this cannot be accomplished, the circumstances of the instrument failure and schedule for repair shall be reported in the Annual Monitoring Report.
- c. Report all deviations in the Annual Monitoring Report.

6.4.4 Surveillance Requirement

Each radioactive effluent monitoring instrumentation channel shall be demonstrated FUNCTIONAL by performance of the CHANNEL CHECK, calibration, FUNCTIONAL TEST, and SOURCE CHECK at the frequencies described in Table 6-3.

6.4.5 Basis

The radioactive liquid effluent monitoring instrumentation is provided to monitor and control, as applicable, the releases of radioactive materials in liquid effluents during actual or potential releases of liquid effluents. The Alarm/Trip Setpoint for these instruments SHALL be calculated and adjusted in accordance with the methodologies and parameters in Section 9.1 of the ODCM to ensure that the alarm/trip will occur prior to exceeding the limits of TS 5.5.4.6. The FUNCTIONALITY and use of the instrumentation is consistent with the requirements of General Design Criteria 60, 63, and 64 of Appendix A to 10 CFR Part 50 and Point Beach General Design Criteria 17 and 70.

OFFSITE DOSE CALCULATION MANUAL

TABLE 6-2
RADIOACTIVE LIQUID EFFLUENT MONITORING INSTRUMENTATION

INSTRUMENT	MINIMUM CHANNELS FUNCTIONAL	ACTION
1. Liquid Radwaste System		
a. RE-223, Waste Distillate Tank Discharge	1	Note 1
b. RE-218, Waste Condensate Tank Discharge	1	Note 1
c. Waste Condensate Tank Discharge Flow Meter	1	Note 2
d. Waste Distillate Tank Flow Rate Recorder	1	Note 2
2. Steam Generator Blowdown System		
a. For each unit: RE-219, Steam Generator Blowdown Liquid Discharge, or RE-222, Blowdown Tank Monitor, or RE-229, Service Water Discharge	1	Note 3
b. Steam Generator Blowdown Flow Indicating Transmitters (1 per steam generator)	1	Note 4
3. Service Water System		
a. RE-229, Service Water Discharge (for applicable unit)	1	Note 5
b. For each unit: RE-216, Containment Cooling Fan Service Water Return, or RE-229, Service Water Discharge	1	Note 5
c. RE-220, Spent Fuel Pool Heat Exchanger Service Water Outlet or RE-229, Service Water Discharge (for applicable unit)	1	Note 5
4. Waste Water Effluent		
a. RE-230, Waste Water Effluent	1	Note 5
b. Waste Water Effluent Composite Sampler	1	Note 6
c. Waste Water Effluent Flow Determination	N/A	Note 7

- NOTE 1:** If the number of channels FUNCTIONAL is fewer than the minimum required, effluent releases via this pathway shall be discontinued immediately (reference TRM 3.3.1).
- NOTE 2:** If the number of channels FUNCTIONAL is fewer than the minimum required, effluent releases via this pathway may continue provided the flow rate is estimated at least once every four hours during actual liquid batch releases.
- NOTE 3:** If the number of channels FUNCTIONAL is fewer than the minimum required, effluent releases via this pathway may continue provided grab samples are analyzed for gamma radioactivity in accordance with Table 6-1 at least once every 24 hours when the secondary coolant specific activity is less than 0.01 $\mu\text{Ci/cc}$ dose equivalent I-131 or once every 12 hours when the activity is greater than 0.01 $\mu\text{Ci/cc}$ dose equivalent I-131.
- NOTE 4:** If the number of channels FUNCTIONAL is fewer than the minimum required, effluent releases via this pathway may continue provided the flow is estimated or determined with auxiliary indication at least once every 24 hours.
- NOTE 5:** If the number of channels FUNCTIONAL is fewer than the minimum required, effluent releases via this pathway may continue provided that at least once every 12 hours grab samples are collected and analyzed in accordance with Table 6-1.
- NOTE 6:** If the number of channels FUNCTIONAL is fewer than the minimum required, effluent releases via this pathway may continue provided grab samples are collected twice per week and analyzed in accordance with Table 6-1.
- NOTE 7:** Waste water effluent flow may be determined from the waste water effluent flow meter

OFFSITE DOSE CALCULATION MANUAL

TABLE 6-3
RADIOACTIVE LIQUID EFFLUENT MONITORING INSTRUMENTATION SURVEILLANCE
REQUIREMENTS

INSTRUMENT DESCRIPTION	CHANNEL CHECK	CALIB.	FUNCTION TEST	SOURCE CHECK
1. Liquid Radwaste System				
a. RE-223, Waste Distillate Tank	D	R	Q	P
b. RE-218, Waste Condensate Tank Discharge	D	R	Q	P
c. Waste Condensate Tank Discharge Flow Meter	P/D	R	N/A	N/A
d. Waste Distillate Tank Flow Rate Recorder	P/D	R	N/A	N/A
2. Steam Generator Blowdown System				
a. RE-219, Steam Generator Blowdown Liquid Discharge (1 per unit)	D	R	Q	M
b. RE-222, Blowdown Tank Monitor (1 per unit)	D	R	Q	M
c. Steam Generator Blowdown Flow Indicating Transmitters (1 per steam generator)	D	R	N/A	N/A
3. Service Water System				
a. RE-229, Service Water Discharge (1 per unit)	D	R	Q	M
b. RE-216, Containment Cooling Fan Service Water Return	D	R	Q	M
c. RE-220, Spent Fuel Pool Heat Exchanger Service Water Outlet	D	R	Q	M
4. Waste Water Effluent				
a. RE-230, Waste Water Effluent	D	R	Q	M
b. Waste Water Effluent Composite Sampler	W	N/A	N/A	N/A
c. Waste Water Effluent Flow Meter	W	R	N/A	N/A

Legend:

D	=	Daily
W	=	Weekly
M	=	Monthly
Q	=	Quarterly
R	=	Once per 18 months, typically during refueling
P/D	=	Prior to or immediately upon initiation of a release or daily if a release continues for more than one day
N/A	=	Not applicable

OFFSITE DOSE CALCULATION MANUAL

7.0 GASEOUS EFFLUENT SPECIFICATIONS AND SURVEILLANCE REQUIREMENTS

7.1 Dose Rate

7.1.1 Specifications

In accordance with PBNP TS 5.5.4.g, the dose rate resulting from radioactive material released in gaseous effluents from the site areas at or beyond the SITE BOUNDARY shall be limited to the following:

- a. For noble gases: a dose rate ≤ 500 mrem/yr to the whole body and a dose rate ≤ 3000 mrem/yr to the skin, and
- b. For iodine-131, iodine-133, tritium, and all radionuclides in particulate form with half-lives greater than eight days: a dose rate ≤ 1500 mrem/yr to any organ.

7.1.2 Applicability

At all times.

7.1.3 Action

With the dose rate(s) exceeding the above limits, immediately restore the release rate within the above limit(s).

7.1.4 Surveillance Requirement

- a. The dose rate due to noble gases in gaseous effluents shall be determined to be within the above limits in accordance with the methodology and parameters in Section 10.3 of this manual.
- b. The dose rate due to iodine-131, iodine-133, tritium, and all radionuclides in particulate form with half-lives greater than 8 days in gaseous effluents shall be determined to be within the above limits in accordance with the methodology and parameters in Section 10.4 of this manual by obtaining representative samples and performing analyses in accordance with the sampling and analysis program specified in Table 7-1.

OFFSITE DOSE CALCULATION MANUAL

7.1.5 Basis

This specification is provided to ensure that the dose rate at the SITE BOUNDARY averaged over a time period of no greater than one hour due to gaseous effluents from all units on the site will be within the annual dose limits of 10 CFR Part 20 for UNRESTRICTED AREAS. These limits provide reasonable assurance that radioactive material discharged in gaseous effluents will not result in the exposure of a MEMBER OF THE PUBLIC in an UNRESTRICTED AREA, either within or outside the SITE BOUNDARY, to annual average concentrations exceeding the limits specified in Appendix B, Table 2 of 10 CFR Part 20. For MEMBERS OF THE PUBLIC who may at times be within the SITE BOUNDARY, the occupancy of the MEMBER OF THE PUBLIC will usually be sufficiently low to compensate for any increase in the atmospheric diffusion factor above that for the SITE BOUNDARY. The specified release rate limits restrict, at all times, the corresponding gamma and beta dose rates above background to a MEMBER OF THE PUBLIC at or beyond the SITE BOUNDARY to less than or equal to 500 mrem/yr to the total body or to less than or equal to 3000 mrem/year to the skin. These release rate limits also restrict, at all times, the corresponding thyroid dose rate above background to less than or equal to 1500 mrem/year. The required detection capabilities for radioactive material in gaseous waste samples are tabulated in terms of the lower limits of detection (LLDs). Detailed discussion of the LLD, and other detection limits can be found in Currie, L. A., "Lower Limit of Detection: Definition and Elaboration of a Proposed Position for Radiological Effluent and Environmental Measurements," NUREG/CR-4007 (September 1984).

Hard-to-detect (HTD) radionuclides are radionuclides, such as alpha emitters and pure beta emitters which can be detected only by chemical extraction followed by alpha or beta counting. HTD analyses are accomplished by a contracted laboratory on representative waste stream samples. Their release quantities and doses are assessed after analytical results are obtained and then included in the monthly effluent quantification. The HTDs specifically identified by the Point Beach RETS were Sr-89/90 and alpha emitters. Fe-55 identified in NUREG-0472 was not included in the Point Beach RETS. Pursuant to regulatory guidance, reviews of the Part 61 analyses have been undertaken, and, as a good practice, the following HTDs (other than the ones specifically required) have been added to the analytical list: Fe-55, Ni-63, and Tc-99. Airborne C-14 is calculated. The list of required radionuclides and the additional HTDs are listed in Table 7-1.

OFFSITE DOSE CALCULATION MANUAL

TABLE 7-1
RADIOACTIVE GASEOUS WASTE SAMPLING AND ANALYSIS PROGRAM

GASEOUS RELEASE TYPE	SAMPLING FREQUENCY	MINIMUM FREQUENCY ANALYSIS	TYPE OF ACTIVITY ANALYSIS	LOWER LEVEL OF DETECTION ¹ (μCi/cc)
1. Gas Decay Tank	Prior to release	Prior to release	Gamma emitters	1E-04
2. Containment Purge or Continuous Vent	Prior to Purge ² or vent	Prior to purge or vent	Gamma emitters	1E-04
			Tritium	1E-06
3. Continuous Releases	Continuous ³	Weekly analysis of charcoal and particulate samples	Gamma emitters	1E-11
a. Unit 1 Containment Purge and Vent			I-131	1E-12
b. Unit 2 Containment Purge and Vent		Monthly composite of particulate sample	Gross alpha	1E-11
c. Drumming Area vent		Quarterly composite of particulate sample	Sr-89/90	1E-11
d. Gas Stripper Building Vent			Fe-55, Ni-63, Tc-99	Per industry standards ⁵
e. Auxiliary Building Vent		Noble gas monitor	Noble gases – gross beta or gamma	1E-06
		Monthly ⁴ (grab)	Gamma emitters	1E-04
			Tritium	1E-06

NOTE 1: The principal gamma emitters for which LLD specification applies are Cs-137 in particulates and Xe-133 in gases. Because gamma isotopic analyses are performed, the LLDs for all other gamma emitters are inherently determined by the operating characteristics of the counting system. All identifiable gamma emitters will be reported in the Annual Monitoring Report.

NOTE 2: Tritium grab samples will be taken every 24 hours when the refueling cavity is flooded.

NOTE 3: The ratio of the sample flow rate to the release flow rate shall be known or estimated for the time period covered by each sampling interval. (Reference RAM 5.2)

NOTE 4: Tritium grab samples will be taken every seven days from the drumming area ventilation exhaust/spent fuel pool area whenever there is spent fuel in the spent fuel pool.

NOTE 5: LLDs for Fe-55, Ni-63 and Tc-99 are not prescribed in NUREG 1301. LLDs should be consistent with laboratory capabilities and industry standards for nuclide detection.

OFFSITE DOSE CALCULATION MANUAL

7.2 Dose – Noble Gases

7.2.1 Specifications

In accordance with PBNP TS 5.5.4.e & 5.5.4.h, the air dose from noble gases released in gaseous effluents to areas beyond the SITE BOUNDARY shall not exceed:

- a. 10 mrad for gamma radiation or 20 mrad for beta radiation, per calendar quarter, and
- b. 20 mrad for gamma radiation or 40 mrad for beta radiation, per calendar year.

7.2.2 Applicability

At all times.

7.2.3 Action

If the calculated air dose from radioactive noble gases actually released in gaseous effluents exceeds any of the above limits, a special report shall be prepared and submitted to the Commission within 30 days of determination of the release quantity. The report shall include, as appropriate:

- The cause(s) for exceeding the limits,
- The corrective action(s) taken to reduce the release, and
- The proposed corrective action(s) to be taken to assure that subsequent releases will be in compliance with the above limits.

If the dose to any MEMBER OF THE PUBLIC exceeds 75 mrem to the thyroid or 25 mrem to the whole body or an organ other than the thyroid, pursuant to 40 CFR 190, the report shall also contain a request for a variance from this standard pursuant to 40 CFR 190.11.

7.2.4 Surveillance Requirement

Cumulative dose contributions from noble gases in radioactive effluents shall be determined for the current calendar quarter and current calendar year in accordance with the methodology described in Section 10.5, at least every 31 days.

OFFSITE DOSE CALCULATION MANUAL

7.2.5 Basis

This specification is provided to implement the requirements of Section II.B, III.A and IV.A of Appendix I, 10 CFR Part 50. The Limiting Conditions for Operation implement the guides set forth in Section II.B of Appendix I. The ACTION statement provides the required operating flexibility and at the same time implements the guides set forth in Section IV.A of Appendix I to assure that the release of radioactive material in gaseous effluents will be kept “as low as reasonably achievable”. The Surveillance Requirements implement the requirements of Section III.A of Appendix I that conformance with the guides of Appendix I be shown by calculational procedures based on models and data such that the actual exposure of a MEMBER OF THE PUBLIC through appropriate pathways is unlikely to be substantially underestimated. The dose calculation methodology of Section 10.3 for calculating the doses due to the actual release rate of radioactive noble gases in gaseous effluents are consistent with the methodology provided in Regulatory Guide 1.109 and Regulatory Guide 1.111. The equations of Section 10.5 provided for determining the air doses at and beyond the SITE BOUNDARY are based upon the historical average atmospheric conditions.

Consistent with the approach for limiting gaseous effluents in 10CFR50 App. I, meeting the air dose limits for gamma and beta radiation under most all site conditions provides a *de facto* compliance with the total body (5 mrem per unit) and skin (15 mrem per unit) dose limits. For PBNP, the air dose limits are met at the site boundary at the location with the highest χ/Q , which is a very conservative assessment when compared to the location of any real person. Furthermore, PBNP TS section 5.5.4.h. requires compliance with only the air dose limits. Therefore, compliance with the gamma and beta air dose limits provides for compliance with the total body and skin dose limits.

7.3 Dose – I-131, I-133, H-3 and Radionuclides in Particulate Form

7.3.1 Specifications

In accordance with PBNP TS 5.5.4.i, the annual or quarterly dose to a MEMBER OF THE PUBLIC from iodine-131, iodine-133, tritium, and all radionuclides in particulate form with half-lives greater than eight days in gaseous effluents release to areas beyond the SITE BOUNDARY shall be limited to:

- a. ≤ 15 mrem to any organ per calendar quarter, and
- b. ≤ 30 mrem to any organ per calendar year.

7.3.2 Applicability

At all times.

OFFSITE DOSE CALCULATION MANUAL

7.3.3 Action

If the calculated dose from the release of iodine-131, iodine-133, tritium, and radionuclides in particulate form with half-lives greater than eight days, in gaseous effluents exceeds any of the above limits, a special report shall be prepared and submitted to the Commission within 30 days of determination of the release quantity. The report shall include, as appropriate:

- The cause(s) for exceeding the limits,
- The corrective action(s) taken to reduce the release, and
- The proposed corrective action(s) to be taken to assure that subsequent releases will be in compliance with the above limits.

If the dose to any MEMBER OF THE PUBLIC exceeds 75 mrem to the thyroid or 25 mrem to the whole body or an organ other than the thyroid, pursuant to 40 CFR 190, the report shall also contain a request for a variance from this standard pursuant to 40 CFR 190.11.

7.3.4 Surveillance Requirement

Cumulative dose contributions from iodine-131, iodine-133, tritium, and particulates with half-lives greater than eight days in radioactive effluents shall be determined for the current calendar quarter and current calendar year in accordance with the methodology described in Section 10.6, at least every 31 days.

OFFSITE DOSE CALCULATION MANUAL

7.3.5 Basis

This specification is provided to implement the requirements of Section II.C, III.A and IV.A of Appendix I, 10 CFR Part 50. The Limiting Conditions for Operation are the guides set forth in Section II.C of Appendix I. The ACTION statements provide the required operating flexibility and at the same time implement the guides set forth in Section IV.A of Appendix I to assure that the release of radioactive materials in gaseous effluents to UNRESTRICTED AREAS will be kept “as low as is reasonably achievable”. The Surveillance Requirements implement the requirements of Section III.A of Appendix I that conformance with the guides of Appendix I be shown by calculational procedures based on models and data such that the actual exposure of a MEMBER OF THE PUBLIC through appropriate pathways is unlikely to be substantially underestimated. The dose calculation methodology of Section 10.4 for calculating the doses due to the actual release rates of the subject materials are consistent with the methodology provided in Regulatory Guide 1.109 and Regulatory Guide 1.111. These equations also provide for determining the actual doses based upon the historical average atmospheric conditions. The release rate controls for iodine-131, iodine-133, tritium, and radionuclides in particulate form with half-lives greater than eight days are dependent upon the existing radionuclide pathways to man at and beyond the SITE BOUNDARY. The pathways that were examined in the development of the calculations were: (1) individual inhalation of airborne radionuclides, (2) deposition of radionuclides onto green leafy vegetation with subsequent consumption by man, (3) deposition onto grassy areas where milk animals and meat producing animals graze with consumption of the milk and meat by man, and (4) deposition on the ground with subsequent exposure of man.

7.4 Gaseous Radwaste Treatment System

7.4.1 Specifications

In accordance with PBNP TS 5.5.4.f, the GASEOUS RADWASTE TREATMENT SYSTEM shall be used to reduce radioactive materials in gaseous waste prior to discharge when the 31-day projected gaseous effluent air doses due to the gaseous effluents to UNRESTRICTED AREAS would exceed 0.4 mrad from noble gas gamma radiation, 0.8 mrad from noble gas beta radiation, and 0.6 mrem to any organ from I-131, I-133, H-3 and radioactive material in particulate form whose half-life is > 8 days, from both units (2% of the Appendix I annual dose objectives).

7.4.2 Applicability

At all times.

OFFSITE DOSE CALCULATION MANUAL

7.4.3 Action

If radioactive gases are being discharged for a period of 31 consecutive days without use of the effluent treatment system to meet the release limits specified above, a special report shall be prepared and submitted to the Commission within thirty days which includes the following information:

- Identification of the non-functional equipment or subsystem and the reason for non-functionality.
- Actions taken to restore the non-functional equipment to FUNCTIONAL status.
- Summary description of actions taken to prevent a recurrence.

The following portions of the gaseous radioactive effluent treatment system shall be used to reduce the release of radioactivity:

- For noble gases, a gas decay tank(s) (GDTs) shall be operated when required to maintain gaseous releases within the specified limits, described above.
- During a GDT discharge through the Auxiliary Building vent, at least one exhaust fan shall be in operation (FSAR 11.2.3).
- For iodine-131, iodine-133, tritium, and particulates with half-lives greater than eight days, the auxiliary building ventilation exhaust charcoal filter and/or air ejector charcoal filter shall be operated when required to maintain gaseous releases within the specified limits, described above.

7.4.4 Surveillance Requirement

Projected dose contributions from radioactive effluents shall be determined for the current calendar quarter and current calendar year in accordance with the methodology described Sections 9.3 and 10.7 at least every 31 days.

7.4.5 Basis

The requirement that the appropriate portions of these systems be used, when specified, provides reasonable assurance that the release of radioactive materials in gaseous effluents will be kept “as low as is reasonably achievable”. This specification implements the requirements of PBNP GDC 70, 10 CFR Part 50.36a, General Design Criterion 60 of Appendix A to 10 CFR Part 50 and the design objective given in Section II.D of Appendix I to 10 CFR Part 50. The specified limits governing the use of appropriate portions of the GASEOUS RADWASTE TREATMENT SYSTEM were specified as a suitable fraction (2%) of the annual dose design objectives set forth in Sections II.B and II.C of Appendix I, 10 CFR Part 50, for gaseous effluents.

OFFSITE DOSE CALCULATION MANUAL

7.5 Gaseous Effluent Monitoring Instrumentation

7.5.1 Specification

- a. In accordance with PBNP TS 5.5.4.a, the radioactive gaseous monitoring instrumentation channels listed in Table 7-2 shall be FUNCTIONAL and alarm or trip setpoints established such that effluent releases do not exceed the values described in Section 7.1.1.
 1. All monitors are defined by the term FUNCTIONAL – FUNCTIONALITY, **EXCEPT** 1(2) RE-212 Containment Noble Gas Monitor which is defined by the term OPERABLE – OPERABILITY.
 2. **IF** the ability of 1(2) RE-212, Containment Noble Gas Monitor, to perform its function is questioned, **THEN** the Operability Determination process is applicable. (LCO 3.4.15, RCS Leakage Detection Instrumentation)
- b. The alarm or trip setpoints of the monitoring instrumentation channels shall be determined in accordance with the methodology in Section 10.1 of the ODCM.

7.5.2 Applicability

During releases via the monitored pathway.

7.5.3 Action

- a. If a radioactive effluent monitoring instrumentation channel alarm or trip setpoint is found less conservative than required by Section 7.5.1, immediately suspend the release of radioactive gaseous effluents monitored by the affected channel, or declare the channel non-functional, or change the setpoint so it is acceptably conservative.
- b. If fewer than the minimum number of radioactive effluent monitoring channels is FUNCTIONAL, the appropriate ACTION should be taken for the instrument as listed in. Best effort shall be made to return the non-functional channel to a FUNCTIONAL status within 30 days. If the number of channels FUNCTIONAL is not restored to the minimum required for any release pathway within 30 days, the circumstances of the instrument failures and schedule for repair shall be reported in the Annual Monitoring Report.
- c. Report all deviations in the Annual Monitoring Report

OFFSITE DOSE CALCULATION MANUAL

7.5.4 Surveillance Requirement

Each radioactive effluent monitoring instrumentation channel shall be demonstrated FUNCTIONAL by performance of the CHANNEL CHECK, calibration, FUNCTIONAL TEST, and SOURCE CHECK at the frequencies described in Table 7-3.

7.5.5 Basis

The radioactive gaseous effluent monitoring instrumentation is provided to monitor and control, as applicable, the releases of radioactive materials in gaseous effluents during actual or potential releases of gaseous effluents. The Alarm/Trip Setpoint for these instruments SHALL be calculated and adjusted in accordance with the methodologies and parameters in the ODCM to ensure that the alarm/trip will occur prior to exceeding the limits of 10 CFR Part 20. The FUNCTIONALITY and use of the instrumentation is consistent with the requirements of Point Beach General Design Criteria 17 and 70 and General Design Criteria 60, 63, and 64 of Appendix A to 10 CFR Part 50.

OFFSITE DOSE CALCULATION MANUAL

TABLE 7-2
GASEOUS EFFLUENT MONITORING INSTRUMENTATION

INSTRUMENT	MINIMUM CHANNELS FUNCTIONAL	ACTION
1. Gas Decay Tank System		
a. RE-214 , Noble Gas (Auxiliary Building Vent Stack), or RE-315, Noble Gas (Auxiliary Building Vent SPING)	1	Note 1
b. Gas Decay Tank Flow Measuring Meter	1	Note 2
2. Auxiliary Building Ventilation		
a. RE-214, Noble Gas (Auxiliary Building Vent Stack), or RE-315, Noble Gas (Auxiliary Building Vent SPING)	1	Note 3
b. Isokinetic Iodine and Particulate Continuous Air Sampling System or SPING 23	1	Note 4
3. Condenser Air Ejector System		
a. RE-225, Noble Gas (Combined Air Ejector Discharge Monitor), or RE-215, Noble Gas (Air Ejector Monitors – 1 per unit), or RE-214, Noble Gas (Auxiliary Building Vent Stack); or RE-315, Noble Gas (Auxiliary Building Vent SPING)	1	Note 3
b. Flow Rate Monitor – Air Ejectors	1	Note 5
4. Containment Purge and Vent System		
a. RE-212, Noble Gas Monitors (1 per unit); or RE-305, Noble Gas (Purge Exhaust SPING – 1 per unit)	1	Note 3
b. 30 cfm Forced Vent Path Flow Indicators	1	Note 5
c. Iodine and Particulate – Continuous Air Samplers	1	Note 4
d. Sampler Flow Rate Measuring Device	1	Note 5
5. Fuel Storage and Drumming Area Ventilation		
a. RE-221, Noble Gas (Drumming Area Stack), or RE-325, Noble Gas (Drumming Area SPING)	1	Note 3
b. Isokinetic Iodine and Particulate Continuous Air Sampling System or SPING 24	1	Note 4
6. Gas Stripper Building Ventilations		
a. RE-224, Noble Gas (Gas Stripper Building), or RE-305, Unit 2 Purge Exhaust SPING	1	Note 3
b. Iodine and Particulate – Continuous Air Sampler or SPING 22	1	Note 4
c. Sampler Flow Rate Measuring Device	1	Note 5

NOTE 1: If the number of channels FUNCTIONAL is fewer than the minimum required, effluent releases via this pathway may continue provided that prior to initiating a release, two separate samples are analyzed by two technically qualified people in accordance with the applicable part of Table 7-1 and the release rate is reviewed by two technically qualified people.

NOTE 2: If the number of channels FUNCTIONAL is fewer than the minimum required, effluent releases via this pathway may continue provided the flow rate is estimated at least once every four hours during actual gaseous releases.

NOTE 3: If the number of channels FUNCTIONAL is fewer than the minimum required, effluent releases via this pathway may continue provided grab samples are collected at least once per 12 hours and are analyzed in accordance with Table 7-1. (Reference Step 7.5.1 for additional information regarding RE-212)

NOTE 4: If the number of channels FUNCTIONAL is fewer than the minimum required, effluent releases via the affected pathway may continue provided samples are continuously collected with auxiliary sampling equipment, (e.g., any low volume sampler which meets the requirements of Table 7-1).

NOTE 5: If the number of channels FUNCTIONAL is fewer than the minimum required, effluent releases via this pathway may continue provided the flow is estimated or determined with auxiliary indication at least once every 24 hours.

OFFSITE DOSE CALCULATION MANUAL

TABLE 7-3
RADIOACTIVE GASEOUS EFFLUENT MONITORING INSTRUMENTATION SURVEILLANCE
REQUIREMENTS

INSTRUMENT DESCRIPTION	CHANNEL CHECK	CALIB.	FUNCT. TEST	SOURCE CHECK
1. Gas Decay Tank System				
a. RE-214, Noble Gas (Auxiliary Building Vent Stack)	D	R	Q	M
b. Gas Decay Tank Flow Measuring Device	P	R	N/A	N/A
2. Auxiliary Building Ventilation System				
a. RE-214, Noble Gas (Auxiliary Building Vent Stack)	D	R	Q	M
b. RE-315, Noble Gas (Auxiliary Building SPING)	D	R	Q	M
c. Isokinetic Iodine and Particulate Continuous Air Sampling System	W	R	N/A	N/A
3. Condenser Air Ejector System				
a. RE-225, Noble Gas (Combined Air Ejector Discharge)	D	R	Q	M
b. RE-215, Noble Gas (Air Ejectors – 1 per unit)	D	R	Q	M
c. Flow Rate Monitor – Air Ejectors (1 per unit)	D	R	N/A	N/A
4. Containment Purge and Vent System				
a. RE-212, Noble Gas (1 per unit)	D	R	Q	M ¹
b. 30 cfm Vent Path Flow Indication	P/D	R	N/A	N/A
c. RE-305, Noble Gas (Purge Exhaust SPING – 1 per unit)	D	R	Q	M ¹
d. Iodine and Particulate Continuous Air Sampler	P/W	N/A	N/A	N/A
e. Sampler Flow Rate Measuring Device	P/D	R	N/A	N/A
5. Fuel Storage and Drumming Area Ventilation Stack				
a. RE-221, Noble Gas (Drumming Area Vent Stack)	D	R	Q	M
b. RE-325, Noble Gas (Drumming Area SPING)	D	R	Q	M
c. Isokinetic Iodine and Particulate Continuous Air Sampling System	W	R	N/A	N/A
6. Gas Stripper Building Ventilation System				
a. RE-224, Noble Gas	D	R	Q	M
b. Iodine and Particulate Continuous Air Sampler	W	N/A	N/A	N/A
c. Sampler Flow Rate Measuring Device	W	R	N/A	N/A

Legend: D = Daily R = Once per 18 months, typically during refueling
W = Weekly P/D(W) = Prior to or immediately upon initiation of a release or daily (weekly) if a release continues for more than one day (week)
M = Monthly Q = Quarterly N/A = Not applicable

NOTE 1: SOURCE CHECK required prior to containment purge

OFFSITE DOSE CALCULATION MANUAL

8.0 TOTAL DOSE

8.1 Specification

The annual (calendar year) dose or dose commitment to any MEMBER OF THE PUBLIC due to releases of radioactivity and to radiation from URANIUM FUEL SOURCES shall be limited to less than or equal to 25 mrem to the total body or any organ, except the thyroid, which shall be limited to less than or equal to 75 mrem.

8.2 Applicability

At all times.

8.3 Action

- a. With the calculated doses from the release or radioactive materials in liquid or gaseous effluents exceeding twice the limits of Sections 6.2.1, 7.2.1, or 7.3.1, calculations should be made including direct radiation contributions from the site to determine whether the above limits have been exceeded. If the limits are exceeded, a special report shall be prepared and submitted to the Commission within 30 days in lieu of a License Event Report, that includes the following:
 - the corrective action(s) taken to reduce subsequent releases to prevent recurrence of exceeding the above limits and includes the schedule for achieving conformance with the above limits.
 - An analysis that estimates the radiation exposure (dose) to a MEMBER OF THE PUBLIC from URANIUM FUEL CYCLE sources, including all effluent pathways and direct radiation, for the calendar year that includes the release(s) covered by this report, as defined in 10 CFR 20.2203.
 - A description of the levels of radiation and concentrations of radioactive material involved, and the cause of the exposure levels or concentrations.
- b. If the estimated dose(s) exceeds the above limits, and if the release condition resulting in violation of 40 CFR Part 190 has not already been corrected, a request for a variance in accordance with the provisions of 40 CFR Part 190 shall be made. Submittal of the report is considered a timely request, and a variance is granted until staff action on the request is complete.

8.4 Surveillance Requirements

- 8.4.1 Cumulative dose contributions from liquid and gaseous effluents shall be determined in accordance with Surveillance Requirements 6.2.4, 7.2.4, and 7.3.4 and in accordance with the methodology of Sections 9.2, 10.5, and 10.6, respectively.

OFFSITE DOSE CALCULATION MANUAL

- 8.4.2 Cumulative dose contributions from direct radiation from the reactor units shall be determined using the procedure outlined in Section 11.0. This application is applicable only under the conditions set forth in ACTION 7.1.3.

8.5 Basis

This specification is provided to meet the dose limitations of 40 CFR Part 190 that have been incorporated into 10 CFR Part 20 by 46 FR 18525. The specification requires the preparation and submittal of a special report whenever the calculated doses due to releases of radioactivity and to radiation from the URANIUM FUEL CYCLE sources exceed 25 mrem to the whole body or any organ, except the thyroid, which shall be limited to less than or equal to 75 mrem. For sites containing up to four reactors, it is highly unlikely that the resultant dose to a MEMBER OF THE PUBLIC will exceed the dose limits of 40 CFR 190 if the individual reactors remain within twice the dose design objectives of Appendix I and if direct radiation doses from the units (including outside storage tanks, the ISFSI, etc.) are kept small. The special report will describe a course of action that should result in the limitation of the annual dose to a MEMBER OF THE PUBLIC to within 40 CFR 190 limits. For the purposes of the special report, it may be assumed that the dose commitment to a MEMBER OF THE PUBLIC from other URANIUM FUEL CYCLE sources is negligible, with the exception that dose contributions from other nuclear fuel cycle facilities at the same site or within a radius of 8 km must be considered.

The Kewaunee Nuclear Power Plant (KNPP) is within a radius of 8 Km of Point Beach. KNPP is now shut down. However, should there be any stored licensed material on that site which is released to the environment; the dose contribution from that release would have to be considered when evaluating Point Beach compliance with 40 CFR 190 limits.

If the dose to any MEMBER OF THE PUBLIC is estimated to exceed the requirements of 40CFR190, the special report with a request for a variance (provided the release conditions resulting in violation of 40CFR190 have not already been corrected), in accordance with the provisions of 40CFR190.11 and 10CFR20.2203(a)(4), is considered to be a timely request and fulfills the requirements of 40CFR190 until NRC staff action is completed. The variance only relates to the limits of 40CFR190, and does not apply in any way to the other requirements for dose limitation of 10CFR20, as addressed in Sections 6.2, 7.2 and 7.3. An individual is not considered a MEMBER OF THE PUBLIC during any period in which he/she is engaged in carrying out any operation that is part of the nuclear fuel cycle.

OFFSITE DOSE CALCULATION MANUAL

9.0 LIQUID EFFLUENT CALCULATIONS

9.1 Monitor Alarm Setpoint Determination

The effluent monitor setpoints are established to ensure that controlled releases of liquid radioactive effluents are maintained as low as is reasonably achievable, to ensure releases result in concentrations to unrestricted areas within the limits specified in Section 6.1 and to ensure that the dose limits of 10 CFR 50, Appendix I are not exceeded.

The computerized PBNP Radiation Monitoring System (RMS) permits each effluent radiation monitor to be programmed to alarm at two distinct setpoints. The alert setpoint, typically twice the steady-state reading, is intended to delineate a changing plant condition, and is established for evaluation purposes only. The high alarm or trip setpoint either will actuate a control function as applicable or will require corrective action to be initiated.

Alert Setpoint Guidelines

The alert setpoint of each effluent monitor normally will be set to alarm at two times the established steady-state reading. The alert setpoint is normally set at concentrations well below the alarm setpoint value and is never to be set in excess of the alarm setpoint. Certain situations during the course of plant operations may require a deviation from the two times steady-state value. The intent of this setpoint is to warn of changing plant conditions, which may warrant an evaluation to determine the cause of the increased reading. If the increased level is actually due to an increased radiation inventory within the system being monitored, as opposed to an increased background radiation field in the vicinity of the detector, an evaluation should be made to determine the impact of the release. The alert setpoint may be adjusted with prior approval. Alert setpoint adjustments are to be made in accordance with the PBNP RMS Alarm Setpoint and Response Book (Ref. OM 4.1.7).

High Alarm or Trip Setpoint Guidelines

In accordance with TS 5.5.4 and as stated in Section 6.1, the high alarm or trip setpoint for effluent monitors shall be established to annunciate at concentrations that would result in an UNRESTRICTED AREA concentration equal to or greater than 10x the applicable maximum effluent concentration (MEC) for a single radionuclide. For a mixture of radionuclides, the setpoint shall be established so that the sum of fractions (SOF), as defined in Appendix B of 10 CFR 20, is less than or equal to one. If the setpoints listed in Table 9-1 exceed the monitor's saturation or fail high level, the setpoint may be set at a value $\leq 70\%$ of the fail high level (MSSM No. 93-01). These monitors are indicated by an asterisk (*) in Table 9-1. The appropriate detailed response to an effluent alarm is described in the PBNP RMS Alarm Setpoint and Response Book.

The effluent monitor setpoints are established to ensure that controlled releases of liquid radioactive effluent are maintained as low as is reasonably achievable, to ensure releases result in concentrations to UNRESTRICTED AREAS within the specified limits described in Section 6.1.1 and to ensure that the dose limits of 10 CFR50, Appendix 1 are not exceeded.

OFFSITE DOSE CALCULATION MANUAL

The following equation must be satisfied to meet the liquid effluent restriction:

$$c \leq \frac{C(F + f)}{f} \quad [9-1]$$

Where: c = The setpoint of the radioactivity monitor measuring the radioactivity concentration in the effluent line prior to dilution and subsequent release; the setpoint, which is inversely proportional to the volumetric flow of the dilution stream plus the effluent stream, represents a value which, if exceeded, would result in concentration exceeding the TS limits of 10x the 10 CFR 20 values in the UNRESTRICTED AREA ($\mu\text{Ci/mL}$)

C = 10x the effluent concentration limit from 10 CFR 20, Appendix B, Table 2 Column 2 (see section 6.1.1) ($\mu\text{Ci/mL}$)

f = the flow rate at the radiation monitor location (volume/time)

F = The dilution water flow rate as measured prior to the release point (volume/time)

Note: If no dilution is provided, then $c \leq C$. Also if F is large compared to f , then $(F+f) \approx F$

The liquid monitor setpoints are based on 10x the 10CFR20, Appendix B, Table 2, Column 2 maximum effluent concentration (MEC) values as allowed by the Point Beach TS. For a mixture of radionuclides, the setpoint is calculated so that the summation of fractions (SOF) will not exceed unity, i.e.

$$SOF = \sum \frac{C_i}{MEC_i} \leq 1 \quad [9-2]$$

Where: C_i = The concentration of radionuclide i in the liquid effluent ($\mu\text{Ci/mL}$)

MEC_i = 10 times the Maximum Effluent Concentration value corresponding to radionuclide " i " from 10 CFR Part 20, Appendix B, Column 2 ($\mu\text{Ci/mL}$),

The SOF meeting the ≤ 1 criterion means that the discharge concentration could have been higher by a factor of $1/\text{SOF}$ such that the effective maximum effluent concentration (EMEC) for the mixture could have been

$$EMEC = \frac{\sum C_i}{\sum \frac{C_i}{MEC_i}} \quad [9-3]$$

The setpoints for liquid effluent monitors are determined by the following equation:

$$SP \leq \frac{\sum (C_i) \times CW}{\sum \frac{C_i}{MEC_i} \times RR} \quad [9-4]$$

OFFSITE DOSE CALCULATION MANUAL

$$SP \leq \frac{EMEC \times CW}{RR} \beta cf \quad [9-5]$$

Where:

SP = Setpoint of the radiation monitor (cpm or $\mu\text{Ci/mL}$, depending upon the specific monitor),

$EMEC$ = The effective MEC value for the mixture of radionuclides in the effluent stream ($\mu\text{Ci/mL}$)

CW = the circulating water flow rate (dilution water flow) at the time of the release (gpm)

C_i = The concentration of radionuclide i in the liquid effluent ($\mu\text{Ci/mL}$)

RR = The liquid effluent release rate (gpm)

βcf = Beta correction factor to account for pure beta emitters such as H-3 which are not detected by the monitors

Note: The EMEC includes pure beta emitting radionuclides that may are not be detected by the monitors (i.e., non-gamma emitters). See Appendix A for a discussion of this factor.

If the nuclide specific sensitivity is unavailable, the default sensitivity based upon system calibration should be used. The default sensitivity is based upon the monitor response to the 2000 – 2010 average liquid isotopic distribution, as presented in Appendix A.

$$\text{Sensitivity} = \frac{\text{Monitor Response}}{\sum (\mu\text{Ci}/cc_i)} \quad [9-6]$$

Where:

Monitor Response = the counts per minute registered by the monitor exposed to a calibration source

$\sum (\mu\text{Ci}/cc_i)$ = total concentration of radionuclides in the 2000 - 2010 average liquid effluent isotopic distribution.

In the event that an alarm setpoint, based upon the concentration limits of Section 6.1.1, is exceeded during any release of liquid effluents, an evaluation of compliance with the concentration limits may be performed using the following equation:

$$\sum \left[\frac{C_i}{MEC_i} \times \frac{RR}{CW} \right] \leq 1 \quad [9-7]$$

Where:

C_i = the concentration of radionuclide “ i ” in the liquid effluent ($\mu\text{Ci/mL}$),

RR = the liquid effluent release rate (gpm)

CW = the circulating water flow rate (dilution water flow) at the time of the release (gpm),

OFFSITE DOSE CALCULATION MANUAL

Default Monitor Setpoints

A default alarm setpoint for each liquid monitor is based upon the 2000 – 2010 average radionuclide concentration in the effluent discharged to the UNRESTRICTED AREA. The concentration in the release is calculated assuming a minimum circulating water flow rate of 243,000 gpm and the physical maximum flow rate of the individual liquid effluent waste stream. Maximum waste discharge flow rates, the monitors associated with each liquid effluent pathway and the maximum TS default setpoints are listed in Table 9-1. The isotopic distribution of the waste system is obtained from the historical PBNP release data for the eleven years mentioned above. This information can be found in Appendix A.

As indicated in Table 9-1, several liquid RMS monitors fail high before reaching the TS high alarm setpoint. For these monitors, as described above, the $\leq 70\%$ of the fail high value will be applied to the monitor in lieu of the calculated default setpoint.

Additionally, RE-230, Waste Water Effluent Monitor, is impacted by a PBNP EP requirement for EAL declaration, therefore the application of the $\leq 70\%$ of the fail high value is not an acceptable option. To fulfill the EAL requirement, RE-230 must be capable of reading 2x the ODCM setpoint on the liquid radiation monitor. As a result, the alarm setpoint as described in this section cannot be implemented for RE-230, Waste Water Effluent Monitor.

Therefore, instead of utilizing the TS limit of 10x the 10 CFR 20, Appendix B, Table 2, Column 2, concentrations, the ODCM (Revision 18) RE-230 setpoint of $1.03\text{E-}03 \mu\text{Ci/cc}$ value will be used as the basis for the new setpoint. This setpoint is based on 1x the current 10 CFR 20, Appendix B, Table 2, Column 2, concentrations **AND** the old circulating water minimum flow rate of 206 Kgal/min. The ODCM (Revision 18) setpoint will be modified by the ratio of the current minimum circulating water flow rate of 243 Kgal/min to the old minimum circulating water flow rate. The flow augmentation factor is $1.18\text{E}+00$ ($243/206 = 1.18\text{E}+00$). The application of this flow factor results in an RE-230 setpoint of $1.22\text{E-}03 \mu\text{Ci/cc}$.

OFFSITE DOSE CALCULATION MANUAL

TABLE 9-1
LIQUID EFFLUENT PATHWAYS

LIQUID EFFLUENT PATHWAY	PATHWAY MONITOR ³		DISCHARGE FLOWRATE (GPM)	CALCULATED DEFAULT SETPOINT ¹ (μCi/cc)
Recirculation Water	None	1 pump, either unit	243,000	N/A
		2 pumps, either unit	394,000	N/A
		1 pump, each unit	484,000	N/A
		1 pump, one unit & 2 pumps, other unit	619,000	N/A
		2 pumps, each unit	744,000	N/A
Service Water Return (normal cool down per pump)	1(2)RE-229	2 pumps @ 7500 gpm	15,000	
		3 pumps @ 6300 gpm	18,900	
		4 pumps @ 5100 gpm	20,400	
		5 pumps @ 4300 gpm	21,500	
		6 pumps @ 3700 gpm	22,200	1.14E-03
Steam Generator Blowdown	1(2)RE-219* & 1 (2)RE-222	Max Flow Rate	200	1.26E-01
Waste Water Effluent ²	RE-230	Max Flow Rate (both filter skids running in parallel)	700	1.22E-03
Spent Fuel Pool	RE-220*	Max Flow Rate	700	3.61E-02
Waste Distillate & Condensate Storage Tank Discharge	RE-218* & RE-223*	Max Flow Rate	100	2.53E-01
Containment Fan Cooler Return	1(2)RE-216*	Max Flow Rate (per Containment)	4000	6.32E-03

NOTE 1: Setpoints except for RE-230 are based on 10x the MEC values listed in 10CFR20, Appendix B, Table 2, Column 2. PBNP TS Section 5.5.4.b allows concentrations of radioactive material released to unrestricted areas to be 10x the MEC values.

NOTE 2: RE-230 setpoint explanation can be found in Section 9.1, Default Monitor Setpoints.

NOTE 3: Monitors marked with an asterisk (*) have a calculated default alarm setpoint above the monitors fail high or saturation level. See Section 9.1, High Alarm or Trip Setpoint Guidelines for further explanation.

OFFSITE DOSE CALCULATION MANUAL

9.2 Liquid Dose Calculations

Section 6.2.1 establishes dose or dose commitment limits to members of the public from radioactive materials in liquid effluents.

The following equation may be used to determine the dose or dose commitment to members of the public due to these releases:

$$D_o = \frac{1.67E - 02 * Vol}{CW} * \sum (C_i * A_{io}) \quad [9-8]$$

Where:

- D_o = dose or dose commitment for the release or release period evaluated, to organ "o", including total body (mrem)
- Vol = volume of liquid effluent released for the release or release period evaluated (gal),
- CW = average circulating water discharge rate during the release period (gpm)
- C_i = average concentration of radionuclide "i", in undiluted liquid effluent representative of the waste volume Vol ($\mu\text{Ci/mL}$),
- A_{io} = ingestion dose factor to the total body or any organ "o" for radionuclide "i" (mrem/hr per $\mu\text{Ci/mL}$)
- $1.67E-02$ = Conversion factor (hr/min)

The default PBNP site-specific liquid dose commitment factors (A_{io}), presented in Table 9-3, have been derived using guidance from Regulatory Guide 1.109 and NUREG-0133. NUREG-0133 states that the maximum exposed individual's cumulative dose contribution should consider consumption of fish, invertebrates (not applicable to Point Beach) and potable water as appropriate. The NUREG goes on to state that the adult is normally the maximum exposed individual. Therefore, the default factors contained in Table 9-3 are based on adult dose conversion factors, fish consumption from Lake Michigan plus potable water consumption from the Two Rivers facility. The derivation of these factors is described in detail in Appendix B. Dose conversion factors for other age ranges are provided in Appendix K. A summary of the liquid effluent sub-pathways applicable to Point Beach is described below in Table 9-2.

OFFSITE DOSE CALCULATION MANUAL

TABLE 9-2
LIQUID EFFLUENT SUB-PATHWAYS

LIQUID EFFLUENT SUB-PATHWAY	APPLICABLE	JUSTIFICATION	LOCATION
Aquatic Foods (fish)	Yes	Fish assumed to be caught at PBNP discharge	PBNP discharge
Aquatic Foods (invertebrates)	No	No invertebrates are consumed from Lake Michigan	N/A
Irrigated Foods (meat from watered cattle)	No	In the area of PBNP, only well water is used to irrigate crops or water animals. Lake Michigan water is not used.	N/A
Irrigated Foods (milk from watered cattle)	No	In the area of PBNP, only well water is used to irrigate crops or water animals. Lake Michigan water is not used.	N/A
Potable Water	Yes	Assumed drinking water obtained from Two Rivers facility, 11 miles south of PBNP.	Two Rivers
Shoreline Deposits	No	Although shoreline deposits could be considered, NUREG-0133 provides guidance that the dose consequence of this pathway is generally negligible.	N/A

OFFSITE DOSE CALCULATION MANUAL

TABLE 9-3
PBNP SITE-SPECIFIC LIQUID DOSE COMMITMENT FACTORS, A_{io} (mrem/hr per $\mu\text{Ci/mL}$)

NUCLIDE	BONE	LIVER	T.BODY	THYROID	KIDNEY	LUNG	GI-LLI
H-3	0.00E+00	2.06E-01	2.06E-01	2.06E-01	2.06E-01	2.06E-01	2.06E-01
C-14	3.56E+03	7.13E+02	7.13E+02	7.13E+02	7.13E+02	7.13E+02	7.13E+02
F-18	1.80E-02	0.00E+00	2.00E-03	0.00E+00	0.00E+00	0.00E+00	5.34E-04
Na-22	5.29E+02	5.29E+02	5.29E+02	5.29E+02	5.29E+02	5.29E+02	5.29E+02
Na-24	2.71E+01	2.71E+01	2.71E+01	2.71E+01	2.71E+01	2.71E+01	2.71E+01
P-32	5.13E+06	3.19E+05	1.98E+05	0.00E+00	0.00E+00	0.00E+00	5.76E+05
Sc-46	2.03E-02	3.95E-02	1.15E-02	0.00E+00	3.68E-02	0.00E+00	1.92E+02
Cr-51	0.00E+00	0.00E+00	1.51E-01	9.03E-02	3.33E-02	2.00E-01	3.80E+01
Mn-54	0.00E+00	5.11E+02	9.76E+01	0.00E+00	1.52E+02	0.00E+00	1.57E+03
Mn-56	0.00E+00	4.97E-01	8.82E-02	0.00E+00	6.31E-01	0.00E+00	1.59E+01
Fe-55	8.36E+01	5.78E+01	1.35E+01	0.00E+00	0.00E+00	3.22E+01	3.31E+01
Fe-59	1.31E+02	3.07E+02	1.18E+02	0.00E+00	0.00E+00	8.58E+01	1.02E+03
Co-57	0.00E+00	2.93E+00	4.88E+00	0.00E+00	0.00E+00	0.00E+00	7.45E+01
Co-58	0.00E+00	1.24E+01	2.78E+01	0.00E+00	0.00E+00	0.00E+00	2.52E+02
Co-60	0.00E+00	3.60E+01	7.93E+01	0.00E+00	0.00E+00	0.00E+00	6.75E+02
Ni-63	3.95E+03	2.74E+02	1.33E+02	0.00E+00	0.00E+00	0.00E+00	5.72E+01
Ni-65	5.28E-01	6.85E-02	3.13E-02	0.00E+00	0.00E+00	0.00E+00	1.74E+00
Cu-64	0.00E+00	6.08E-01	2.86E-01	0.00E+00	1.53E+00	0.00E+00	5.18E+01
Zn-65	2.65E+03	8.42E+03	3.80E+03	0.00E+00	5.63E+03	0.00E+00	5.30E+03
Zn-69m	5.06E+01	1.21E+02	1.11E+01	0.00E+00	7.35E+01	0.00E+00	7.41E+03
Zn-69	7.56E-04	1.45E-03	1.00E-04	0.00E+00	9.39E-04	0.00E+00	2.17E-04
As-76	8.45E+00	2.46E+01	1.23E+02	7.37E+00	3.00E+01	7.68E+00	1.08E+03
Br-82	0.00E+00	0.00E+00	2.07E+02	0.00E+00	0.00E+00	0.00E+00	2.37E+02
Br-83	0.00E+00	0.00E+00	1.44E-01	0.00E+00	0.00E+00	0.00E+00	2.07E-01
Br-84	0.00E+00	0.00E+00	9.10E-07	0.00E+00	0.00E+00	0.00E+00	7.14E-12
Br-85	0.00E+00	0.00E+00	0.00E+00	0.00E+00	0.00E+00	0.00E+00	0.00E+00
Rb-86	0.00E+00	1.13E+04	5.28E+03	0.00E+00	0.00E+00	0.00E+00	2.23E+03
Rb-88	0.00E+00	1.87E-11	9.93E-12	0.00E+00	0.00E+00	0.00E+00	0.00E+00
Rb-89	0.00E+00	1.84E-13	1.29E-13	0.00E+00	0.00E+00	0.00E+00	0.00E+00
Sr-89	3.46E+03	0.00E+00	9.92E+01	0.00E+00	0.00E+00	0.00E+00	5.54E+02
Sr-90	9.90E+04	0.00E+00	1.33E+03	0.00E+00	0.00E+00	0.00E+00	2.49E+03
Sr-91	1.98E+01	0.00E+00	8.01E-01	0.00E+00	0.00E+00	0.00E+00	9.44E+01
Sr-92	8.15E-01	0.00E+00	3.53E-02	0.00E+00	0.00E+00	0.00E+00	1.62E+01
Y-90	7.58E-02	0.00E+00	2.03E-03	0.00E+00	0.00E+00	0.00E+00	8.04E+02
Y-91m	2.84E-08	0.00E+00	1.10E-09	0.00E+00	0.00E+00	0.00E+00	8.36E-08
Y-91	1.39E+00	0.00E+00	3.73E-02	0.00E+00	0.00E+00	0.00E+00	7.67E+02
Y-92	5.49E-04	0.00E+00	1.60E-05	0.00E+00	0.00E+00	0.00E+00	9.61E+00
Y-93	8.40E-03	0.00E+00	2.32E-04	0.00E+00	0.00E+00	0.00E+00	2.66E+02
Zr-95	1.22E-01	3.92E-02	2.65E-02	0.00E+00	6.15E-02	0.00E+00	1.24E+02
Zr-97	1.66E-03	3.35E-04	1.53E-04	0.00E+00	5.06E-04	0.00E+00	1.04E+02

OFFSITE DOSE CALCULATION MANUAL

TABLE 9-3
PBNP SITE-SPECIFIC LIQUID DOSE COMMITMENT FACTORS, A_{io}

NUCLIDE	BONE	LIVER	T.BODY	THYROID	KIDNEY	LUNG	GI-LLI
Nb-95	5.03E+01	2.80E+01	1.50E+01	0.00E+00	2.77E+01	0.00E+00	1.70E+05
Nb-97	4.93E-04	1.25E-04	4.55E-05	0.00E+00	1.45E-04	0.00E+00	4.60E-01
Mo-99	0.00E+00	1.87E+01	3.55E+00	0.00E+00	4.23E+01	0.00E+00	4.33E+01
Tc-99m	2.56E-04	7.23E-04	9.21E-03	0.00E+00	1.10E-02	3.54E-04	4.28E-01
Tc-99	9.10E-01	1.35E+00	3.65E-01	0.00E+00	1.70E+01	1.15E-01	4.43E+01
Tc-101	5.94E-19	8.56E-19	8.39E-18	0.00E+00	1.54E-17	4.37E-19	0.00E+00
Ru-103	1.07E+00	0.00E+00	4.61E-01	0.00E+00	4.08E+00	0.00E+00	1.25E+02
Ru-105	6.46E-03	0.00E+00	2.55E-03	0.00E+00	8.35E-02	0.00E+00	3.95E+00
Ru-106	1.62E+01	0.00E+00	2.05E+00	0.00E+00	3.14E+01	0.00E+00	1.05E+03
Rh-105	4.12E-01	3.01E-01	1.98E-01	0.00E+00	1.28E+00	0.00E+00	4.80E+01
Ag-110m	6.09E-01	5.63E-01	3.34E-01	0.00E+00	1.11E+00	0.00E+00	2.30E+02
Sn-113	7.87E+02	1.33E+02	2.21E+03	6.96E+01	1.82E+02	8.17E+01	2.42E+04
Sn-117m	1.48E+03	5.03E+01	2.10E+03	1.01E+01	7.69E+01	1.60E+01	2.37E+04
Sb-122	1.44E+00	7.92E-01	1.36E+01	1.68E-01	5.60E-01	2.16E-01	1.44E+02
Sb-124	9.51E+00	1.80E-01	3.77E+00	2.31E-02	0.00E+00	7.40E+00	2.70E+02
Sb-125	6.20E+00	6.93E-02	1.48E+00	6.31E-03	0.00E+00	4.78E+00	6.83E+01
Te-125m	2.98E+02	1.08E+02	4.00E+01	8.97E+01	1.21E+03	0.00E+00	1.19E+03
Te-127m	7.56E+02	2.70E+02	9.21E+01	1.93E+02	3.07E+03	0.00E+00	2.53E+03
Te-127	4.95E+00	1.78E+00	1.07E+00	3.67E+00	2.02E+01	0.00E+00	3.91E+02
Te-129m	1.27E+03	4.75E+02	2.02E+02	4.38E+02	5.32E+03	0.00E+00	6.42E+03
Te-129	2.63E-03	9.88E-04	6.40E-04	2.02E-03	1.10E-02	0.00E+00	1.98E-03
Te-131m	1.45E+02	7.07E+01	5.89E+01	1.12E+02	7.16E+02	0.00E+00	7.02E+03
Te-131	4.59E-09	1.92E-09	1.45E-09	3.77E-09	2.01E-08	0.00E+00	6.50E-10
Te-132	2.51E+02	1.63E+02	1.53E+02	1.80E+02	1.57E+03	0.00E+00	7.69E+03
I-130	1.74E+00	5.13E+00	2.02E+00	4.35E+02	8.00E+00	0.00E+00	4.41E+00
I-131	2.75E+01	3.93E+01	2.25E+01	1.29E+04	6.73E+01	0.00E+00	1.04E+01
I-132	2.16E-02	5.77E-02	2.02E-02	2.02E+00	9.19E-02	0.00E+00	1.08E-02
I-133	4.80E+00	8.35E+00	2.55E+00	1.23E+03	1.46E+01	0.00E+00	7.51E+00
I-134	3.28E-05	8.91E-05	3.19E-05	1.54E-03	1.42E-04	0.00E+00	7.76E-08
I-135	5.19E-01	1.36E+00	5.01E-01	8.96E+01	2.18E+00	0.00E+00	1.53E+00
Cs-134	3.40E+04	8.10E+04	6.62E+04	0.00E+00	2.62E+04	8.70E+03	1.42E+03
Cs-134m	6.59E-01	1.39E+00	7.08E-01	0.00E+00	7.51E-01	1.18E-01	4.88E-01
Cs-136	3.47E+03	1.37E+04	9.86E+03	0.00E+00	7.62E+03	1.04E+03	1.56E+03
Cs-137	4.36E+04	5.97E+04	3.91E+04	0.00E+00	2.03E+04	6.73E+03	1.16E+03
Cs-138	5.58E-06	1.10E-05	5.46E-06	0.00E+00	8.10E-06	8.00E-07	4.70E-11
Ba-139	2.73E-04	1.94E-07	7.99E-06	0.00E+00	1.82E-07	1.10E-07	4.84E-04
Ba-140	7.97E+01	1.00E-01	5.22E+00	0.00E+00	3.41E-02	5.73E-02	1.64E+02
Ba-141	7.35E-14	5.55E-17	2.48E-15	0.00E+00	5.16E-17	3.15E-17	0.00E+00
Ba-142	0.00E+00	0.00E+00	0.00E+00	0.00E+00	0.00E+00	0.00E+00	0.00E+00
La-140	1.73E-02	8.74E-03	2.31E-03	0.00E+00	0.00E+00	0.00E+00	6.41E+02
La-142	3.93E-06	1.79E-06	4.45E-07	0.00E+00	0.00E+00	0.00E+00	1.30E-02

OFFSITE DOSE CALCULATION MANUAL

TABLE 9-3
PBNP SITE-SPECIFIC LIQUID DOSE COMMITMENT FACTORS, A_{io}

NUCLIDE	BONE	LIVER	T.BODY	THYROID	KIDNEY	LUNG	GI-LLI
Ce-141	3.12E-02	2.11E-02	2.39E-03	0.00E+00	9.80E-03	0.00E+00	8.07E+01
Ce-143	2.28E-03	1.68E+00	1.86E-04	0.00E+00	7.41E-04	0.00E+00	6.29E+01
Ce-144	1.69E+00	7.05E-01	9.05E-02	0.00E+00	4.18E-01	0.00E+00	5.70E+02
Pr-143	8.76E-02	3.51E-02	4.34E-03	0.00E+00	2.03E-02	0.00E+00	3.84E+02
Pr-144	5.87E-17	2.44E-17	2.98E-18	0.00E+00	1.37E-17	0.00E+00	0.00E+00
Nd-147	5.92E-02	6.84E-02	4.09E-03	0.00E+00	4.00E-02	0.00E+00	3.28E+02
Eu-152	1.97E+00	4.44E-01	3.90E-01	0.00E+00	2.75E+00	0.00E+00	2.56E+02
W-187	2.38E+01	1.99E+01	6.96E+00	0.00E+00	0.00E+00	0.00E+00	6.52E+03
U-235	2.56E+03	0.00E+00	1.55E+02	0.00E+00	5.98E+02	0.00E+00	2.50E+02
U-238	2.45E+03	0.00E+00	1.45E+02	0.00E+00	5.60E+02	0.00E+00	1.76E+02
Np-239	4.91E-03	4.83E-04	2.66E-04	0.00E+00	1.51E-03	0.00E+00	9.90E+01
Am-241	8.19E+03	2.88E+03	5.41E+02	0.00E+00	4.07E+03	0.00E+00	7.42E+02

NOTE: A_{io} factors listed above are for the controlling (adult) age group, per NUREG-0133 guidance. The pathways included are fish and potable water, the only significant, applicable pathways present at Point Beach.

9.3 Dose Projections

As required by TS 5.5.4.e and TS 5.5.4.f dose projections shall be made at least once every 31 days. As described in Section 6.3.1, when the projected doses in a period of 31 days would exceed 2% of the guidelines for the annual dose or dose commitment, appropriate portions of the liquid effluent treatment system should be used to reduce releases of radioactivity to within the allowable limits. The following equations should be used to perform dose projections:

$$D_{tbp} = D_{tb} \left(\frac{31}{d} \right) \quad [9-9]$$

$$D_{maxp} = D_{max} \left(\frac{31}{d} \right) \quad [9-10]$$

Where:

- D_{tbp} = total body dose projection for the current calendar month (mrem)
- D_{tb} = total body dose to date for the current calendar month as determined by Equation 9-7 (mrem)
- D_{maxp} = maximum organ dose projection for the current calendar month (mrem)
- D_{max} = maximum organ dose to date for the current calendar month as determined by Equation 9-7 (mrem)
- d = number of days to date for the current calendar month
- 31 = number of days in projection

OFFSITE DOSE CALCULATION MANUAL

10.0 GASEOUS EFFLUENT CALCULATIONS

10.1 Monitor Alarm Setpoint Determination

The computerized PBNP radiation monitoring system permits each effluent radiation monitor to be programmed to alarm at two distinct setpoints. The alert setpoint, typically twice the steady state reading, is intended to delineate a changing plant condition, and is established for evaluation purposes only. The high alarm or trip setpoint either will actuate a control function as applicable or will require corrective action to be initiated.

Alert Setpoint Guidelines

The alert setpoint of each effluent monitor will normally be set to alarm at two times the established steady-state reading. The alert setpoint is normally set at concentrations well below the alarm setpoint value and is never to be set in excess of the alarm setpoint. Certain situations during the course of plant operations may require a deviation from the two times steady-state value. The intent of this setpoint is to warn of changing plant conditions, which may warrant an evaluation to determine the cause of the increased reading. If the increased level is actually due to an increased radiation inventory with the system being monitored, as opposed to an increased background radiation field in the vicinity of the detector, an evaluation should be made to determine the impact of the release. The alert setpoint may be adjusted with prior approval. Alert setpoint adjustments are to be made in accordance with the PBNP RMS Alarm Setpoint and Response Book (Ref. OM 4.1.7). The appropriate detailed response to an effluent alarm also is described in the PBNP RMS Alarm Setpoint and Response Book.

High Alarm or Trip Setpoint Guidelines

In accordance with PBNP TS 5.5.4.a, alarm setpoints shall be established for the gaseous effluent monitoring instrumentation to ensure that the release rate of noble gases does not exceed the instantaneous dose rate limits of Section 7.1.1. These limits correspond to a dose rate at or beyond the SITE BOUNDARY of 500 mrem/yr to the total body or 3000 mrem/yr to the skin.

Certain airborne effluent monitors cannot reach the calculated setpoint because they fail high at a lower value. These monitors are indicated by an asterisk (*) in Table 10-1. It is plant operational practice to set these monitors at $\leq 70\%$ of the fail high value (MSSM No. 93-01). The following mid-range SPING monitors can read the calculated default setpoints: SPING 21, 1RE-307; SPING22, 2RE-307; SPING 23, RE-317; and SPING 24, RE-327.

OFFSITE DOSE CALCULATION MANUAL

The radiation monitoring alarm setpoints are established using the following equations:

$$SP_{TB} \leq \frac{\sum Ci * 500}{472 * \chi/Q_{NG} * VF * \sum(Ci * Ki)} * AF$$

$$SP_S \leq \frac{\sum Ci * 3000}{472 * \chi/Q_{NG} * VF * \sum[Ci * (Li + 1.1Mi)]} * AF \quad [10-1]$$

Where:

- SP_{TB} = monitor setpoint corresponding to the release rate limit for the total body dose rate of 500 mrem/yr ($\mu\text{Ci/cc}$)
- SP_S = monitor setpoint corresponding to the release rate limit for the skin dose rate of 3000 mrem/yr ($\mu\text{Ci/cc}$)
- 500 = total body dose rate limit (mrem/yr)
- 3000 = skin dose rate limit (mrem/yr)
- χ/Q_{NG} = atmospheric dispersion for direct exposure to noble gas at or beyond the SITE BOUNDARY (sec/m^3 see Table 10-2)
- VF = ventilation flow rate for the applicable release point and monitor (ft^3/min)
- C_i = concentration of noble gas radionuclide "i" as determined by radioanalysis of grab sample ($\mu\text{Ci/cc}$)
- K_i = total body dose conversion factor for noble gas radionuclide "i" (mrem/yr per $\mu\text{Ci/m}^3$, see Table 10-3)
- L_i = beta skin dose conversion factor for noble gas radionuclide "i" (mrem/yr per $\mu\text{Ci/m}^3$, see Table 10-3)
- M_i = gamma air dose conversion factor for noble gas radionuclide "i" (mrad/yr per $\mu\text{Ci/m}^3$, see Table 10-3)
- 1.1 = mrem skin dose per mrad gamma air dose (mrem/mrad),
- 472 = $28317 (\text{cc/ft}^3) \times 1/60 (\text{min/sec})$
- AF = additional reduction factor of 0.25 applied to the four release point monitors (RE-214, -221, -224, and -225) to ensure that the maximum allowable SITE BOUNDARY dose rates will not be exceeded in the event simultaneous release from these points occur

The lesser value of SP_{TB} and SP_S is used to establish the monitor setpoint.

OFFSITE DOSE CALCULATION MANUAL

Default Monitor Setpoints

Default setpoints are established to eliminate the potential of periodically having to adjust the setpoint to reflect slight variations in the radionuclide distribution and variations in release flow rates. Using activities obtained from the 2000-2010 average annual atmospheric releases (see Appendix C for a detailed discussion), the highest annual χ/Q , and the maximum ventilation flow rates for each pathway, default setpoints can be determined using Equations 10-1 and 10-2.

Gaseous effluent pathway discharge flow rates, the monitors associated with each pathway and default setpoints are listed in Table 10-1. If the default setpoints listed in Table 10-1 exceed the monitors' saturation or fail high levels, the MSS has approved (MSSM No. 93-01) the use of a setpoint which is set at $\leq 70\%$ of that monitor's fail high level. The current alarm levels are recorded in the RMS Alarm Setpoint and Response Book.

Adjustments may be made to the alarm setpoints for release periods if actual flow rates are reduced to less than the maximum values or the actual χ/Q values are calculated. This is not typical under conditions with elevated levels in containment or the waste gas decay tank. Alarm setpoint adjustments which result in values higher than the default values are to be made in accordance with the provisions and methodologies of the PBNP RMS Alarm Setpoint and Response Book.

To maintain the inequality of Equations 10-1 and 10-2 during the release, the release rate (or release of gaseous effluents) may be adjusted. If at any time the monitor response is greater than that anticipated for the gaseous release (i.e., above the alert alarm setpoint), the activity should be re-evaluated. This re-evaluation will may include resampling of the applicable waste stream.

With the setpoints being calculated based on TS release limits, some monitors fail high below the calculated default alarm setpoint. This value is the TS limit that will be reached at the sector of the site boundary with the highest X/Q and D/Q values. For the current airborne monitors, one of the associated SPING monitors has the range required to encompass the default alarm setpoint.

OFFSITE DOSE CALCULATION MANUAL

TABLE 10-1
GASEOUS EFFLUENT PATHWAYS

GASEOUS EFFLUENT PATHWAY	MONITORS	DISCHARGE FLOW RATE (cfm)	CALCULATED DEFAULT SETPOINT (μCi/cc)
1. Auxiliary Building Vent	RE-214* & SPING 23	66,400 (1500 ¹)	6.75E-04
2. Combined Air Ejector	RE-225*	20	2.24E+00
3. Unit Air Ejector	1(2) RE-215*	10	1.79E+01
4. Containment Purge/Vent			
Unit 1	1RE-212* & SPING 21	25,000 ²	7.17E-03
Unit 2	2RE-212* & SPING 22	38,000 ³	4.72E-03
Unit 1(2)	1(2) RE-212*	35 ⁴	5.12E+00
5. Gas Stripper Building	RE-224*	13,000 (250 ¹)	3.45E-03
6. Drumming Area Vent	RE-221* & SPING 24	43,100 (500 ¹)	1.04E-03

NOTE 1: From RAM 5.1, Radioactive Airborne Effluent Releases, Table 2, convective flow with fans off

NOTE 2: Two fans of 12,500 cfm

NOTE 3: Two fans + 13,000 cfm from gas stripper bldg.

NOTE 4: Forced vent with nominal 35 cfm flow rate

NOTE 5: Monitors marked with an asterisk (*) have a calculated default alarm setpoint above the monitors fail high or saturation level. See Section 10.1, High Alarm or Trip Setpoint Guidelines for further explanation and designation of SPING monitors that can be set at the calculated default setpoint.

OFFSITE DOSE CALCULATION MANUAL

TABLE 10-2
CONTROLLING LOCATIONS, PATHWAYS AND ATMOSPHERIC DISPERSION FOR DOSE
CALCULATIONS

ODCM SECTION	LOCATION	DISTANCE AND DIRECTION	PATHWAY(S)	χ/Q^1 (sec/m ³)	D/Q (m ⁻²)
7.1.1.a	Site boundary	SSE, 1220 meters ²	Noble gases Direct exposure	1.09E-06	N/A
7.1.1.b	Site boundary	SSE, 1220 meters	Inhalation	1.09E-06	N/A
7.2.1	Site boundary	SSE, 1220 meters	Gamma-air Beta-air	1.09E-06	N/A
7.3.1	Residence/dairy	SSW, 1290 meters ³	Inhalation, milk, meat, produce, leafy vegetables and ground plane.	7.15E-07	5.90E-9

NOTE 1: Atmospheric dispersion and deposition data taken from *Point Beach Annual Meteorological and Atmospheric Dispersion Report for 2009*, Report No. R-2330244-001, December 2010.

NOTE 2: Location corresponds to site boundary distance and sector with the greatest χ/Q and D/Q values.

NOTE 3: The nearest residence/dairy is in the SSW sector. The distance is conservatively assumed to be at the site boundary.

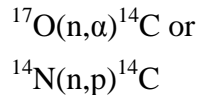
OFFSITE DOSE CALCULATION MANUAL

10.2 Carbon-14

Carbon-14 is a constituent of a nuclear power plants atmospheric effluent that requires specific attention and evaluation. ^{14}C is a pure, low-energy beta emitter (0.156 MeV) that historically has not been a focus of ODCM and nuclear power plant radiological effluent evaluations. The low beta energy means that ^{14}C is not detected by installed effluent monitors, and can only be quantified with sensitive, in-laboratory equipment. Historically, ^{14}C has not been identified as a significant contributor to the effluent source term, on either an activity or dose basis. However, the continued reduction in total effluent releases has increased the relative importance of ^{14}C , with respect to both the activity released and dose consequence. The PBNP methodology for estimating the activity of ^{14}C released and the dose consequence of the release is described in the sections below.

10.2.1 Carbon-14 Effluent Activity

The annual release rate of ^{14}C in gaseous effluents is calculated in accordance with the methodology described in EPRI Technical Report 1021106 “Estimation of Carbon-14 in Nuclear Power Plant Gaseous Effluents” (EPRI, 2010). ^{14}C is primarily generated in a nuclear power plant by one of 2 reactions:



The ^{14}C production rate is determined by the following equation:

$$\text{Prod. Rate} = \frac{N \times (\sigma_{th} \times \varphi_{th} + \sigma_{i+f} \times \varphi_{i+f}) \times 1.0E - 24 \times \lambda}{3.7E - 04} \quad [10-2]$$

Where:

- Prod. Rate* = Production rate of C-14 production ($\mu\text{Ci/s-kg}$ from ^{17}O and $\mu\text{Ci/s-kg-ppm N}$ from ^{14}N)
- N* = Atoms
 - $^{17}\text{O} = 1.27E+22 \text{ atoms } ^{17}\text{O/kg H}_2\text{O}$
 - $^{14}\text{N} = 4.284E+19 \text{ atoms } ^{14}\text{N/kg-ppm N}$
- σ_{th} = “effective” thermal cross-section (b)
 - $^{17}\text{O} = 0.121$
 - $^{14}\text{N} = 0.951 \text{ (from EPRI TR-1021106)}$
- φ_{th} = Thermal neutron flux ($\text{n/cm}^2\text{-s}$)
 - $= 3.55E13 \text{ n/cm}^2\text{-s at BOC (from EPRI TR-1021106)}$
- σ_{i+f} = “effective” intermediate + fast cross-section (b)
 - $^{17}\text{O} = 0.0479$
 - $^{14}\text{N} = 0.0392 \text{ (from EPRI TR-1021106)}$
- φ_{i+f} = Intermediate + fast neutron flux ($\text{n/cm}^2\text{-s}$)
 - $= 3.51E17 \text{ n/cm}^2\text{-s at BOC (from EPRI TR-1021106)}$
- $1.0E-24$ = (cm^2/b)
- λ = ^{14}C decay constant, $3.833E-12 \text{ s}^{-1}$
- $3.7E-04$ = $\text{d/s-}\mu\text{Ci}$

OFFSITE DOSE CALCULATION MANUAL

Using the above formula and example PWR data values (for neutron flux, water mass in the active core and nitrogen content) from the EPRI report, the calculated ^{14}C generation rate is $0.349 \mu\text{Ci/s}$ from the ^{17}O reaction and $2.96\text{E-}3 \mu\text{Ci/s}$ from the ^{14}N reaction. This results in a total ^{14}C production rate of 11.1 Ci/year . According to the EPRI report, the atmospheric release rate is approximately 90-98% of the production rate. The remainder is effectively released via solid waste. For PWRs virtually all of the released C-14 is in the non- CO_2 form, a form which does not contribute to ingestion dose. Based on measurements at Ginna (a Westinghouse plant the same vintage as PBNP), approximately 10% is released as CO_2 (Kunz, "Measurement of ^{14}C Production and Discharge From the Ginna Nuclear Power Plant, June 1982, p. 20)

The neutron flux values listed in the formulae above are based on an assumed $3548 \text{ MW}_{\text{th}}$ Westinghouse PWR operating continuously at full power. Annual ^{14}C production and release values can be determined based on actual reactor operating performance at PBNP. As needed, the neutron flux data are obtained from ENG-Fuel/JB each year to estimate the year's ^{14}C production. An evaluation of plant conditions and operating data will be considered to determine if adjustments are needed to the assumed production rate of ^{14}C .

10.2.2 Carbon-14 Vegetation Concentration

The concentration of ^{14}C incorporated in vegetation from ^{14}CO or $^{14}\text{CO}_2$ is calculated as described in Regulatory Guide 1.109 (Rev 1) Appendix C, equation C-8:

$$C_{C-14}^V(r, \theta) = 3.17\text{E} + 07 \times p \times Q_{C-14} \left[\chi/Q \right] (r, \theta) \frac{0.11}{0.16} \quad [10-3]$$

Where:

- $C_{C-14}^V(r, \theta)$ = the concentration of carbon-14 in vegetation grown at location (r, θ) in pCi/kg
- $3.17\text{E}+07$ = conversion factor equivalent to $(1\text{E}+12 \text{ pCi/Ci})(1 \times 10^3 \text{ g/kg})/(3.15\text{E}+07 \text{ sec/year})$
- p = the fractional equilibrium ratio defined as the total annual release time (for ^{14}C atmospheric releases) to the total annual release time during which photosynthesis occurs (assumed to be 4400 hours) with $p \leq 1.0$.
- $0.11/0.16$ = total plant mass as natural carbon (0.11) divided the concentration of natural carbon in the atmosphere (0.16 g/m^3)
- Q_{C-14} = the annual release rate of ^{14}C (Ci/year)
- $\chi/Q(r, \theta)$ = the annual average atmospheric dispersion factor, in sec/m^3 for the point of interest defined by (r, θ) .

The concentration calculated above is then used to determine the concentration in meat and milk, no different from other radionuclides. The resultant dose is calculated in the same fashion as listed in the applicable sections below.

OFFSITE DOSE CALCULATION MANUAL

10.3 Dose Rate Calculations – Noble Gases

PBNP TS 5.5.4.g limits the instantaneous dose rate at the SITE BOUNDARY due to noble gas releases to:

- ≤ 500 mrem/yr to the total body
- ≤ 3000 mrem/yr to the skin

Radiation monitor alarm setpoints are established to ensure that these release limits are not exceeded. If the alarm setpoint is exceeded by any gaseous release from the station, and evaluation of the SITE BOUNDARY dose rate resulting from the release shall be performed using the following equations:

$$\dot{D}_{tb} = \chi/Q * \sum_i (K_i * \dot{Q}_i) \quad [10-4]$$

$$\dot{D}_s = \chi/Q * \sum_i [(L_i + 1.1M_i) * \dot{Q}_i] \quad [10-5]$$

Where:

- \dot{D}_{tb} = the total body dose rate (mrem/yr),
- \dot{D}_s = the skin dose rate (mrem/yr),
- χ/Q = the atmospheric dispersion to the controlling SITE BOUNDARY location (sec/m³, see Table 10-2)
- \dot{Q}_i = the average release rate of radionuclide “i” over the release period under evaluation, not to exceed one hour (μCi/sec)
- K_i = total body dose conversion factor for noble gas radionuclide “i” (mrem/yr per μCi/m³ see Table 10-3)
- L_i = beta skin dose conversion factor for noble gas radionuclide “i” (mrem/yr per μCi/m³ see Table 10-3)
- M_i = gamma air dose conversion factor for noble gas radionuclide “i” (mrad/yr per μCi/m³ see Table 10-3)
- 1.1 = mrem skin dose per mrad gamma air dose (mrem/mrad)

OFFSITE DOSE CALCULATION MANUAL

TABLE 10-3
DOSE FACTORS FOR NOBLE GASES

RADIONUCLIDE	TOTAL BODY DOSE FACTOR K_i (mrem/yr per $\mu\text{Ci}/\text{m}^3$)	SKIN DOSE FACTOR L_i (mrem/yr per $\mu\text{Ci}/\text{m}^3$)	GAMMA AIR DOSE FACTOR M_i (mrad/yr per $\mu\text{Ci}/\text{m}^3$)	BETA AIR DOSE FACTOR N_i (mrad/yr per $\mu\text{Ci}/\text{m}^3$)
Kr-83m	7.56E-02	---	1.93 E+01	2.88 E+02
Kr-85m	1.17 E+03	1.46 E+03	1.23 E+03	1.97 E+03
Kr-85	1.61 E+01	1.34 E+03	1.72 E+01	1.95 E+03
Kr-87	5.92 E+03	9.73 E+03	6.17 E+03	1.03 E+04
Kr-88	1.47 E+04	2.37 E+03	1.52 E+04	2.93 E+03
Kr-89	1.66 E+04	1.01 E+04	1.73 E+04	1.06 E+04
Kr-90	1.56 E+04	7.29 E+03	1.63 E+04	7.83 E+03
Xe-131m	9.15 E+01	4.76 E+02	1.56 E+02	1.11 E+03
Xe-133m	2.51 E+02	9.94 E+02	3.27 E+02	1.48 E+03
Xe-133	2.94 E+02	3.06 E+02	3.53 E+02	1.05 E+03
Xe-135m	3.12 E+03	7.11 E+02	3.36 E+03	7.39 E+02
Xe-135	1.81 E+03	1.86 E+03	1.92 E+03	2.46 E+03
Xe-137	1.42 E+03	1.22 E+04	1.51 E+03	1.27 E+04
Xe-138	8.83 E+03	4.13 E+03	9.21 E+03	4.75 E+03
Ar-41	8.84 E+03	2.69 E+03	9.30 E+03	3.28 E+03

Source: Reg. Guide 1.109, Table B-1

10.4 Dose Rate Calculations – Radioiodine, Tritium, Particulates

PBNP TS 5.5.4.g limits the instantaneous dose rate to 1500 mrem/yr to any organ for I-131, I-133, tritium, and particulates with half-lives greater than eight days. To demonstrate compliance with this limit, an evaluation may be performed at a frequency no greater than that corresponding to the sampling and analysis time period for CONTINUOUS RELEASES and for BATCH RELEASES on the time period over which any BATCH RELEASE is to occur when conditions depart from bounding conditions of the previous year. The following equation shall be used for the dose rate evaluation:

$$\dot{D}_o = \chi/Q * \sum_i (R_{io} * \dot{Q}_i) \quad [10-6]$$

Where: \dot{D}_o = the average organ dose rate over the sampling time period (mrem/yr)
 χ/Q = the atmospheric dispersion to the controlling SITE BOUNDARY location (sec/m³, see Table 10-2)
 R_{io} = the dose parameter for radionuclide “i”, for the child inhalation pathway (mrem/yr per $\mu\text{Ci}/\text{m}^3$ see Table 10-6)
 \dot{Q}_i = the average release rate over the appropriate sampling period and analysis frequency for radionuclide “i”, I-131, I-133, tritium, or other radionuclide in particulate form with a half-life greater than 8 days ($\mu\text{Ci}/\text{sec}$)

OFFSITE DOSE CALCULATION MANUAL

10.5 Dose Calculations – Noble Gases

PBNP TS 5.5.4.h requires that dose contributions due to the release of noble gases should be determined at least once every 31 days in order to evaluate compliance with the quarterly dose limits of < 5 mrad, gamma-air and < 10 mrad, beta-air and annual dose limits of < 10 mrad, gamma-air and < 20 mrad, beta-air. The following equations shall be used to calculate the gamma-air and beta-air doses:

$$D_{\gamma} = 3.17E - 08 * \chi/Q * \sum_i (M_i * Q_i) \quad [10-7]$$

$$D_{\beta} = 3.17E - 08 * \chi/Q * \sum_i (N_i * Q_i) \quad [10-8]$$

Where:

D_{γ} = air dose due to gamma emissions for noble gas radionuclides (mrad),

D_{β} = air dose due to beta emissions for noble gas radionuclides (mrad),

χ/Q = atmospheric dispersion to the controlling SITE BOUNDARY location (sec/m³, see Table 10-2)

Q_i = cumulative release of noble gas radionuclide "i" over the period of interest (μCi)

M_i = air dose factor due to gamma emissions from noble gas radionuclide "i" (mrad/yr per μCi /m³, see Table 10-3)

N_i = air dose factor due to beta emissions from noble gas radionuclide "i" (mrad/yr per μCi /m³, see Table 10-3)

3.17E-08 = yr/sec

OFFSITE DOSE CALCULATION MANUAL

10.6 Dose Calculations – Radioiodine, Tritium, Particulates

PBNP TS 5.5.4.i requires that dose contributions due to the release of I-131, I-133, tritium, and/or particulates with half-lives greater than eight days should be determined at least once every 31 days in order to evaluate compliance with the quarterly dose limit of < 7.5 mrem and annual dose limit of < 15 mrem to any organ, per unit. For the two unit PBNP site, the limit is 15 mrem per quarter and 30 mrem per year. The following equation shall be used to evaluate the maximum organ dose:

$$D_{aop} = 3.17E-08 \times W \times \sum_i (R_{io} * Q_i) \quad [10-9]$$

Where:

- D_{aop} = dose for age group “a” to organ “o”, including the total body, via pathway “p” (mrem),
- W = atmospheric dispersion factor to the controlling location(s) as identified in Table 10-2
 = χ/Q (sec/m³) for inhalation pathway and C-14 or H-3 in food pathways
 = D/Q (m²) for ground plane and food pathways (except C-14 and H-3).
- R_{io} = dose factor for radionuclide “i” to organ “o” for each age group “a” and the applicable pathway “p” (mrem/yr per $\mu\text{Ci}/\text{m}^3$ or m²-mrem/yr per $\mu\text{Ci}/\text{sec}$, see Table 10-4 through Table 10-21)
- Q_i = cumulative release for radionuclide “i” (μCi),
- 3.17E-08 = conversion factor for yr/sec

In general, the infant or child is expected to be the controlling age group for gaseous exposures.

OFFSITE DOSE CALCULATION MANUAL

10.7 Gaseous Dose Projection

As required by TS 5.5.4.e and TS 5.5.4.f dose projections shall be made at least once every 31 days. As described in Section 7.4.1, when the projected doses in a period of 31 days would exceed 2% of the guidelines for the annual dose or dose commitment, appropriate portions of the gaseous effluent treatment system should be used to reduce releases of radioactivity to within the allowable limits. The following equations should be used to perform dose projections:

$$D_{\gamma p} = D_{\gamma}(31/d) \quad [10-10]$$

$$D_{\beta p} = D_{\beta}(31/d) \quad [10-11]$$

$$D_{maxp} = D_{max}(31/d) \quad [10-12]$$

Where:

- $D_{\gamma p}$ = projected 31-day gamma-air dose (mrad)
- D_{γ} = gamma-air dose for current calendar month (mrad)
- $D_{\beta p}$ = projected 31-day beta-air dose (mrad)
- D_{β} = beta-air dose for current calendar month (mrad)
- D_{maxp} = maximum organ dose projection for the current calendar month (mrem)
- d = number of days to date for the current month (days)
- 31 = number of days in projection (days)

OFFSITE DOSE CALCULATION MANUAL

TABLE 10-4
 R_{io} , INHALATION PATHWAY DOSE FACTORS – ADULT

(mrem/yr per $\mu\text{Ci}/\text{m}^3$)

NUCLIDE	BONE	LIVER	T. BODY	THYROID	KIDNEY	LUNG	GI-LLI
H-3	0.00E+00	7.18E+02	7.18E+02	7.18E+02	7.18E+02	7.18E+02	7.18E+02
C-14	1.82E+04	3.41E+03	3.41E+03	3.41E+03	3.41E+03	3.41E+03	3.41E+03
F-18	3.77E+03	0.00E+00	4.15E+02	0.00E+00	0.00E+00	0.00E+00	7.39E+01
Na-22	1.04E+05	1.04E+05	1.04E+05	1.04E+05	1.04E+05	1.04E+05	1.04E+05
Na-24	1.02E+04	1.02E+04	1.02E+04	1.02E+04	1.02E+04	1.02E+04	1.02E+04
Sc-46	4.41E+05	8.56E+05	2.49E+05	0.00E+00	7.99E+05	0.00E+00	2.15E+05
P-32	1.32E+06	7.71E+04	5.01E+04	0.00E+00	0.00E+00	0.00E+00	8.64E+04
Cr-51	0.00E+00	0.00E+00	1.00E+02	5.95E+01	2.28E+01	1.44E+04	3.32E+03
Mn-54	0.00E+00	3.96E+04	6.30E+03	0.00E+00	9.84E+03	1.40E+06	7.74E+04
Mn-56	0.00E+00	1.24E+00	1.83E-01	0.00E+00	1.30E+00	9.44E+03	2.02E+04
Fe-55	2.46E+04	1.70E+04	3.94E+03	0.00E+00	0.00E+00	7.21E+04	6.03E+03
Fe-59	1.18E+04	2.78E+04	1.06E+04	0.00E+00	0.00E+00	1.02E+06	1.88E+05
Co-57	0.00E+00	6.92E+02	6.71E+02	0.00E+00	0.00E+00	3.70E+05	3.14E+04
Co-58	0.00E+00	1.58E+03	2.07E+03	0.00E+00	0.00E+00	9.28E+05	1.06E+05
Co-60	0.00E+00	1.15E+04	1.48E+04	0.00E+00	0.00E+00	5.97E+06	2.85E+05
Ni-63	4.32E+05	3.14E+04	1.45E+04	0.00E+00	0.00E+00	1.78E+05	1.34E+04
Ni-65	1.54E+00	2.26E-01	9.12E-02	0.00E+00	0.00E+00	5.60E+03	1.23E+04
Cu-64	0.00E+00	1.46E+00	6.15E-01	0.00E+00	4.62E+00	6.78E+03	4.90E+04
Zn-65	3.24E+04	1.03E+05	4.66E+04	0.00E+00	6.90E+04	8.64E+05	5.34E+04
Zn-69m	8.16E+00	1.96E+01	1.79E+00	0.00E+00	1.18E+01	1.90E+04	1.37E+05
Zn-69	3.38E-02	6.51E-02	4.52E-03	0.00E+00	4.22E-02	9.20E+02	1.63E+01
As-76	9.78E+02	2.61E+03	2.19E+04	9.48E+02	2.90E+03	1.01E+05	8.59E+04
Br-82	0.00E+00	0.00E+00	1.35E+04	0.00E+00	0.00E+00	0.00E+00	1.04E+04
Br-83	0.00E+00	0.00E+00	2.41E+02	0.00E+00	0.00E+00	0.00E+00	2.32E+02
Br-84	0.00E+00	0.00E+00	3.13E+02	0.00E+00	0.00E+00	0.00E+00	1.64E-03
Br-85	0.00E+00	0.00E+00	1.28E+01	0.00E+00	0.00E+00	0.00E+00	0.00E+00
Rb-86	0.00E+00	1.35E+05	5.90E+04	0.00E+00	0.00E+00	0.00E+00	1.66E+04
Rb-88	0.00E+00	3.87E+02	1.93E+02	0.00E+00	0.00E+00	0.00E+00	3.34E-09
Rb-89	0.00E+00	2.56E+02	1.70E+02	0.00E+00	0.00E+00	0.00E+00	9.28E-12
Sr-89	3.04E+05	0.00E+00	8.72E+03	0.00E+00	0.00E+00	1.40E+06	3.50E+05
Sr-90	2.87E+07	0.00E+00	5.77E+05	0.00E+00	0.00E+00	9.60E+06	7.22E+05
Sr-91	6.19E+01	0.00E+00	2.50E+00	0.00E+00	0.00E+00	3.65E+04	1.91E+05
Sr-92	6.74E+00	0.00E+00	2.91E-01	0.00E+00	0.00E+00	1.65E+04	4.30E+04
Y-90	2.09E+03	0.00E+00	5.61E+01	0.00E+00	0.00E+00	1.70E+05	5.06E+05
Y-91m	2.61E-01	0.00E+00	1.02E-02	0.00E+00	0.00E+00	1.92E+03	1.33E+00
Y-91	4.62E+05	0.00E+00	1.24E+04	0.00E+00	0.00E+00	1.70E+06	3.85E+05

OFFSITE DOSE CALCULATION MANUAL

TABLE 10-4
 R_{io} , INHALATION PATHWAY DOSE FACTORS – ADULT

NUCLIDE	BONE	LIVER	T. BODY	THYROID	KIDNEY	LUNG	GI-LLI
Y-92	1.03E+01	0.00E+00	3.02E-01	0.00E+00	0.00E+00	1.57E+04	7.35E+04
Y-93	9.44E+01	0.00E+00	2.61E+00	0.00E+00	0.00E+00	4.85E+04	4.22E+05
Zr-95	1.07E+05	3.44E+04	2.33E+04	0.00E+00	5.42E+04	1.77E+06	1.50E+05
Zr-97	9.68E+01	1.96E+01	9.04E+00	0.00E+00	2.97E+01	7.87E+04	5.23E+05
Nb-95	1.41E+04	7.82E+03	4.21E+03	0.00E+00	7.74E+03	5.05E+05	1.04E+05
Nb-97	2.22E-01	5.62E-02	2.05E-02	0.00E+00	6.54E-02	2.40E+03	2.42E+02
Mo-99	0.00E+00	1.21E+02	2.30E+01	0.00E+00	2.91E+02	9.12E+04	2.48E+05
Tc-99m	1.03E-03	2.91E-03	3.70E-02	0.00E+00	4.42E-02	7.64E+02	4.16E+03
Tc-99	2.50E+02	3.71E+02	1.00E+02	0.00E+00	4.68E+03	8.08E+05	6.03E+04
Tc-101	4.18E-05	6.02E-05	5.90E-04	0.00E+00	1.08E-03	3.99E+02	1.09E-11
Ru-103	1.53E+03	0.00E+00	6.58E+02	0.00E+00	5.83E+03	5.05E+05	1.10E+05
Ru-105	7.90E-01	0.00E+00	3.11E-01	0.00E+00	1.02E+00	1.10E+04	4.82E+04
Ru-106	6.91E+04	0.00E+00	8.72E+03	0.00E+00	1.34E+05	9.36E+06	9.12E+05
Rh-105	7.39E+00	5.38E+00	3.54E+00	0.00E+00	2.29E+01	1.93E+04	8.72E+04
Ag-110m	1.08E+04	1.00E+04	5.94E+03	0.00E+00	1.97E+04	4.63E+06	3.02E+05
Sn-113	2.70E+04	1.01E+04	8.00E+04	5.63E+03	5.33E+03	5.63E+05	6.22E+04
Sn-117m	2.79E+04	1.48E+03	7.11E+04	7.11E+02	7.11E+02	5.63E+05	5.33E+04
Sb-122	1.90E+03	1.48E+03	2.96E+04	6.52E+02	7.70E+02	1.63E+05	1.16E+05
Sb-124	3.12E+04	5.89E+02	1.24E+04	7.55E+01	0.00E+00	2.48E+06	4.06E+05
Sb-125	5.34E+04	5.95E+02	1.26E+04	5.40E+01	0.00E+00	1.74E+06	1.01E+05
Te-125m	3.42E+03	1.58E+03	4.67E+02	1.05E+03	1.24E+04	3.14E+05	7.06E+04
Te-127m	1.26E+04	5.77E+03	1.57E+03	3.29E+03	4.58E+04	9.60E+05	1.50E+05
Te-127	1.40E+00	6.42E-01	3.10E-01	1.06E+00	5.10E+00	6.51E+03	5.74E+04
Te-129m	9.76E+03	4.67E+03	1.58E+03	3.44E+03	3.66E+04	1.16E+06	3.83E+05
Te-129	4.98E-02	2.39E-02	1.24E-02	3.90E-02	1.87E-01	1.94E+03	1.57E+02
Te-131m	6.99E+01	4.36E+01	2.90E+01	5.50E+01	3.09E+02	1.46E+05	5.56E+05
Te-131	1.11E-02	5.95E-03	3.59E-03	9.36E-03	4.37E-02	1.39E+03	1.84E+01
Te-132	2.60E+02	2.15E+02	1.62E+02	1.90E+02	1.46E+03	2.88E+05	5.10E+05
I-130	4.58E+03	1.34E+04	5.28E+03	1.14E+06	2.09E+04	0.00E+00	7.69E+03
I-131	2.52E+04	3.58E+04	2.05E+04	1.19E+07	6.13E+04	0.00E+00	6.28E+03
I-132	1.16E+03	3.26E+03	1.16E+03	1.14E+05	5.18E+03	0.00E+00	4.06E+02
I-133	8.64E+03	1.48E+04	4.52E+03	2.15E+06	2.58E+04	0.00E+00	8.88E+03
I-134	6.44E+02	1.73E+03	6.15E+02	2.98E+04	2.75E+03	0.00E+00	1.01E+00
I-135	2.68E+03	6.98E+03	2.57E+03	4.48E+05	1.11E+04	0.00E+00	5.25E+03
Cs-134	3.73E+05	8.48E+05	7.28E+05	0.00E+00	2.87E+05	9.76E+04	1.04E+04
Cs-134m	1.27E+02	2.56E+02	1.38E+02	0.00E+00	1.46E+02	2.34E+01	6.34E+01
Cs-136	3.90E+04	1.46E+05	1.10E+05	0.00E+00	8.56E+04	1.20E+04	1.17E+04

OFFSITE DOSE CALCULATION MANUAL

TABLE 10-4
 R_{io} , INHALATION PATHWAY DOSE FACTORS – ADULT

NUCLIDE	BONE	LIVER	T. BODY	THYROID	KIDNEY	LUNG	GI-LLI
Cs-137	4.78E+05	6.21E+05	4.28E+05	0.00E+00	2.22E+05	7.52E+04	8.40E+03
Cs-138	3.31E+02	6.21E+02	3.24E+02	0.00E+00	4.80E+02	4.86E+01	1.86E-03
Ba-139	9.36E-01	6.66E-04	2.74E-02	0.00E+00	6.22E-04	3.76E+03	8.96E+02
Ba-140	3.90E+04	4.90E+01	2.57E+03	0.00E+00	1.67E+01	1.27E+06	2.18E+05
Ba-141	1.00E-01	7.53E-05	3.36E-03	0.00E+00	7.00E-05	1.94E+03	1.16E-07
Ba-142	2.63E-02	2.70E-05	1.66E-03	0.00E+00	2.29E-05	1.19E+03	1.57E-16
La-140	3.44E+02	1.74E+02	4.58E+01	0.00E+00	0.00E+00	1.36E+05	4.58E+05
La-142	6.83E-01	3.10E-01	7.72E-02	0.00E+00	0.00E+00	6.33E+03	2.11E+03
Ce-141	1.99E+04	1.35E+04	1.53E+03	0.00E+00	6.26E+03	3.62E+05	1.20E+05
Ce-143	1.86E+02	1.38E+02	1.53E+01	0.00E+00	6.08E+01	7.98E+04	2.26E+05
Ce-144	3.43E+06	1.43E+06	1.84E+05	0.00E+00	8.48E+05	7.78E+06	8.16E+05
Pr-143	9.36E+03	3.75E+03	4.64E+02	0.00E+00	2.16E+03	2.81E+05	2.00E+05
Pr-144	3.01E-02	1.25E-02	1.53E-03	0.00E+00	7.05E-03	1.02E+03	2.15E-08
Nd-147	5.27E+03	6.10E+03	3.65E+02	0.00E+00	3.56E+03	2.21E+05	1.73E+05
Eu-152	1.90E+06	4.33E+05	3.81E+05	0.00E+00	2.68E+06	2.74E+06	1.27E+05
W-187	8.48E+00	7.08E+00	2.48E+00	0.00E+00	0.00E+00	2.90E+04	1.55E+05
U-235	8.00E+07	0.00E+00	4.86E+06	0.00E+00	1.87E+07	3.92E+08	3.87E+05
U-238	7.66E+07	0.00E+00	4.54E+06	0.00E+00	1.74E+07	3.66E+08	2.73E+05
Np-239	2.30E+02	2.26E+01	1.24E+01	0.00E+00	7.00E+01	3.76E+04	1.19E+05
Am-241	8.08E+09	2.87E+09	5.37E+08	0.00E+00	4.03E+09	4.85E+08	3.68E+05

OFFSITE DOSE CALCULATION MANUAL

TABLE 10-5
 R_{io} , INHALATION PATHWAY DOSE FACTORS – TEEN

(mrem/yr per $\mu\text{Ci}/\text{m}^3$)

NUCLIDE	BONE	LIVER	T. BODY	THYROID	KIDNEY	LUNG	GI-LLI
H-3	0.00E+00	7.25E+02	7.25E+02	7.25E+02	7.25E+02	7.25E+02	7.25E+02
C-14	2.60E+04	4.87E+03	4.87E+03	4.87E+03	4.87E+03	4.87E+03	4.87E+03
F-18	5.22E+03	0.00E+00	5.68E+02	0.00E+00	0.00E+00	0.00E+00	3.11E+02
Na-22	1.04E+05	1.04E+05	1.04E+05	1.04E+05	1.04E+05	1.04E+05	1.04E+05
Na-24	1.38E+04	1.38E+04	1.38E+04	1.38E+04	1.38E+04	1.38E+04	1.38E+04
Sc-46	5.79E+05	1.13E+06	3.34E+05	0.00E+00	1.08E+06	0.00E+00	2.38E+05
P-32	1.89E+06	1.10E+05	7.16E+04	0.00E+00	0.00E+00	0.00E+00	9.28E+04
Cr-51	0.00E+00	0.00E+00	1.35E+02	7.50E+01	3.07E+01	2.10E+04	3.00E+03
Mn-54	0.00E+00	5.11E+04	8.40E+03	0.00E+00	1.27E+04	1.98E+06	6.68E+04
Mn-56	0.00E+00	1.70E+00	2.52E-01	0.00E+00	1.79E+00	1.52E+04	5.74E+04
Fe-55	3.34E+04	2.38E+04	5.54E+03	0.00E+00	0.00E+00	1.24E+05	6.39E+03
Fe-59	1.59E+04	3.70E+04	1.43E+04	0.00E+00	0.00E+00	1.53E+06	1.78E+05
Co-57	0.00E+00	9.44E+02	9.20E+02	0.00E+00	0.00E+00	5.86E+05	3.14E+04
Co-58	0.00E+00	2.07E+03	2.78E+03	0.00E+00	0.00E+00	1.34E+06	9.52E+04
Co-60	0.00E+00	1.51E+04	1.98E+04	0.00E+00	0.00E+00	8.72E+06	2.59E+05
Ni-63	5.80E+05	4.34E+04	1.98E+04	0.00E+00	0.00E+00	3.07E+05	1.42E+04
Ni-65	2.18E+00	2.93E-01	1.27E-01	0.00E+00	0.00E+00	9.36E+03	3.67E+04
Cu-64	0.00E+00	2.03E+00	8.48E-01	0.00E+00	6.41E+00	1.11E+04	6.14E+04
Zn-65	3.86E+04	1.34E+05	6.24E+04	0.00E+00	8.64E+04	1.24E+06	4.66E+04
Zn-69m	1.15E+01	2.71E+01	2.49E+00	0.00E+00	1.65E+01	3.14E+04	1.71E+05
Zn-69	4.83E-02	9.20E-02	6.46E-03	0.00E+00	6.02E-02	1.58E+03	2.85E+02
As-76	1.16E+03	3.26E+03	2.61E+04	1.10E+03	3.56E+03	1.19E+05	1.04E+05
Br-82	0.00E+00	0.00E+00	1.82E+04	0.00E+00	0.00E+00	0.00E+00	0.00E+00
Br-83	0.00E+00	0.00E+00	3.44E+02	0.00E+00	0.00E+00	0.00E+00	0.00E+00
Br-84	0.00E+00	0.00E+00	4.33E+02	0.00E+00	0.00E+00	0.00E+00	0.00E+00
Br-85	0.00E+00	0.00E+00	1.83E+01	0.00E+00	0.00E+00	0.00E+00	0.00E+00
Rb-86	0.00E+00	1.90E+05	8.40E+04	0.00E+00	0.00E+00	0.00E+00	1.77E+04
Rb-88	0.00E+00	5.46E+02	2.72E+02	0.00E+00	0.00E+00	0.00E+00	2.92E-05
Rb-89	0.00E+00	3.52E+02	2.33E+02	0.00E+00	0.00E+00	0.00E+00	3.38E-07
Sr-89	4.34E+05	0.00E+00	1.25E+04	0.00E+00	0.00E+00	2.42E+06	3.71E+05
Sr-90	3.31E+07	0.00E+00	6.66E+05	0.00E+00	0.00E+00	1.65E+07	7.65E+05
Sr-91	8.80E+01	0.00E+00	3.51E+00	0.00E+00	0.00E+00	6.07E+04	2.59E+05
Sr-92	9.52E+00	0.00E+00	4.06E-01	0.00E+00	0.00E+00	2.74E+04	1.19E+05
Y-90	2.98E+03	0.00E+00	8.00E+01	0.00E+00	0.00E+00	2.93E+05	5.59E+05
Y-91m	3.70E-01	0.00E+00	1.42E-02	0.00E+00	0.00E+00	3.20E+03	3.02E+01
Y-91	6.61E+05	0.00E+00	1.77E+04	0.00E+00	0.00E+00	2.94E+06	4.09E+05

OFFSITE DOSE CALCULATION MANUAL

TABLE 10-5
 R_{io} , INHALATION PATHWAY DOSE FACTORS – TEEN

NUCLIDE	BONE	LIVER	T. BODY	THYROID	KIDNEY	LUNG	GI-LLI
Y-92	1.47E+01	0.00E+00	4.29E-01	0.00E+00	0.00E+00	2.68E+04	1.65E+05
Y-93	1.35E+02	0.00E+00	3.72E+00	0.00E+00	0.00E+00	8.32E+04	5.79E+05
Zr-95	1.46E+05	4.58E+04	3.15E+04	0.00E+00	6.74E+04	2.69E+06	1.49E+05
Zr-97	1.38E+02	2.72E+01	1.26E+01	0.00E+00	4.12E+01	1.30E+05	6.30E+05
Nb-95	1.86E+04	1.03E+04	5.66E+03	0.00E+00	1.00E+04	7.51E+05	9.68E+04
Nb-97	3.14E-01	7.78E-02	2.84E-02	0.00E+00	9.12E-02	3.93E+03	2.17E+03
Mo-99	0.00E+00	1.69E+02	3.22E+01	0.00E+00	4.11E+02	1.54E+05	2.69E+05
Tc-99m	1.38E-03	3.86E-03	4.99E-02	0.00E+00	5.76E-02	1.15E+03	6.13E+03
Tc-99	3.58E+02	5.26E+02	1.43E+02	0.00E+00	6.68E+03	1.39E+06	6.39E+04
Tc-101	5.92E-05	8.40E-05	8.24E-04	0.00E+00	1.52E-03	6.67E+02	8.72E-07
Ru-103	2.10E+03	0.00E+00	8.96E+02	0.00E+00	7.43E+03	7.83E+05	1.09E+05
Ru-105	1.12E+00	0.00E+00	4.34E-01	0.00E+00	1.41E+00	1.82E+04	9.04E+04
Ru-106	9.84E+04	0.00E+00	1.24E+04	0.00E+00	1.90E+05	1.61E+07	9.60E+05
Rh-105	1.06E+01	7.58E+00	4.99E+00	0.00E+00	3.23E+01	3.27E+04	9.84E+04
Ag-110m	1.38E+04	1.31E+04	7.99E+03	0.00E+00	2.50E+04	6.75E+06	2.73E+05
Sn-113	2.81E+04	1.24E+04	9.48E+04	6.52E+03	6.52E+03	6.81E+03	7.41E+04
Sn-117m	2.73E+04	1.87E+03	9.19E+04	8.59E+02	9.19E+02	7.11E+05	6.22E+04
Sb-122	2.01E+03	1.84E+03	3.85E+04	7.41E+02	9.48E+02	1.99E+05	1.39E+05
Sb-124	4.30E+04	7.94E+02	1.68E+04	9.76E+01	0.00E+00	3.85E+06	3.98E+05
Sb-125	7.38E+04	8.08E+02	1.72E+04	7.04E+01	0.00E+00	2.74E+06	9.92E+04
Te-125m	4.88E+03	2.24E+03	6.67E+02	1.40E+03	0.00E+00	5.36E+05	7.50E+04
Te-127m	1.80E+04	8.16E+03	2.18E+03	4.38E+03	6.54E+04	1.66E+06	1.59E+05
Te-127	2.01E+00	9.12E-01	4.42E-01	1.42E+00	7.28E+00	1.12E+04	8.08E+04
Te-129m	1.39E+04	6.58E+03	2.25E+03	4.58E+03	5.19E+04	1.98E+06	4.05E+05
Te-129	7.10E-02	3.38E-02	1.76E-02	5.18E-02	2.66E-01	3.30E+03	1.62E+03
Te-131m	9.84E+01	6.01E+01	4.02E+01	7.25E+01	4.39E+02	2.38E+05	6.21E+05
Te-131	1.58E-02	8.32E-03	5.04E-03	1.24E-02	6.18E-02	2.34E+03	1.51E+01
Te-132	3.60E+02	2.90E+02	2.19E+02	2.46E+02	1.95E+03	4.49E+05	4.63E+05
I-130	6.24E+03	1.79E+04	7.17E+03	1.49E+06	2.75E+04	0.00E+00	9.12E+03
I-131	3.54E+04	4.91E+04	2.64E+04	1.46E+07	8.40E+04	0.00E+00	6.49E+03
I-132	1.59E+03	4.38E+03	1.58E+03	1.51E+05	6.92E+03	0.00E+00	1.27E+03
I-133	1.22E+04	2.05E+04	6.22E+03	2.92E+06	3.59E+04	0.00E+00	1.03E+04
I-134	8.88E+02	2.32E+03	8.40E+02	3.95E+04	3.66E+03	0.00E+00	2.04E+01
I-135	3.70E+03	9.44E+03	3.49E+03	6.21E+05	1.49E+04	0.00E+00	6.95E+03
Cs-134	5.02E+05	1.13E+06	5.49E+05	0.00E+00	3.75E+05	1.46E+05	9.76E+03
Cs-134m	1.76E+02	3.48E+02	1.88E+02	0.00E+00	2.03E+02	3.65E+01	1.62E+02
Cs-136	5.15E+04	1.94E+05	1.37E+05	0.00E+00	1.10E+05	1.78E+04	1.09E+04

OFFSITE DOSE CALCULATION MANUAL

TABLE 10-5
 R_{io} , INHALATION PATHWAY DOSE FACTORS – TEEN

NUCLIDE	BONE	LIVER	T. BODY	THYROID	KIDNEY	LUNG	GI-LLI
Cs-137	6.70E+05	8.48E+05	3.11E+05	0.00E+00	3.04E+05	1.21E+05	8.48E+03
Cs-138	4.66E+02	8.56E+02	4.46E+02	0.00E+00	6.62E+02	7.87E+01	2.70E-01
Ba-139	1.34E+00	9.44E-04	3.90E-02	0.00E+00	8.88E-04	6.46E+03	6.45E+03
Ba-140	5.47E+04	6.70E+01	3.52E+03	0.00E+00	2.28E+01	2.03E+06	2.29E+05
Ba-141	1.42E-01	1.06E-04	4.74E-03	0.00E+00	9.84E-05	3.29E+03	7.46E-04
Ba-142	3.70E-02	3.70E-05	2.27E-03	0.00E+00	3.14E-05	1.91E+03	4.79E-10
La-140	4.79E+02	2.36E+02	6.26E+01	0.00E+00	0.00E+00	2.14E+05	4.87E+05
La-142	9.60E-01	4.25E-01	1.06E-01	0.00E+00	0.00E+00	1.02E+04	1.20E+04
Ce-141	2.84E+04	1.90E+04	2.17E+03	0.00E+00	8.88E+03	6.14E+05	1.26E+05
Ce-143	2.66E+02	1.94E+02	2.16E+01	0.00E+00	8.64E+01	1.30E+05	2.55E+05
Ce-144	4.89E+06	2.02E+06	2.62E+05	0.00E+00	1.21E+06	1.34E+07	8.64E+05
Pr-143	1.34E+04	5.31E+03	6.62E+02	0.00E+00	3.09E+03	4.83E+05	2.14E+05
Pr-144	4.30E-02	1.76E-02	2.18E-03	0.00E+00	1.01E-02	1.75E+03	2.35E-04
Nd-147	7.86E+03	8.56E+03	5.13E+02	0.00E+00	5.02E+03	3.72E+05	1.82E+05
Eu-152	2.37E+06	5.75E+05	5.04E+05	0.00E+00	2.67E+06	4.01E+06	1.08E+05
W-187	1.20E+01	9.76E+00	3.43E+00	0.00E+00	0.00E+00	4.74E+04	1.77E+05
U-235	1.14E+08	0.00E+00	6.94E+06	0.00E+00	2.67E+07	6.75E+08	4.10E+05
U-238	1.09E+08	0.00E+00	6.48E+06	0.00E+00	2.50E+07	6.31E+08	2.90E+05
Np-239	3.38E+02	3.19E+01	1.77E+01	0.00E+00	1.00E+02	6.49E+04	1.32E+05
Am-241	8.48E+09	3.26E+09	5.68E+08	0.00E+00	4.26E+09	8.40E+08	3.90E+05

OFFSITE DOSE CALCULATION MANUAL

TABLE 10-6
R_{io}, INHALATION PATHWAY DOSE FACTORS – CHILD

(mrem/yr per $\mu\text{Ci}/\text{m}^3$)

NUCLIDE	BONE	LIVER	T. BODY	THYROID	KIDNEY	LUNG	GI-LLI
H-3	0.00E+00	6.40E+02	6.40E+02	6.40E+02	6.40E+02	6.40E+02	6.40E+02
C-14	3.59E+04	6.73E+03	6.73E+03	6.73E+03	6.73E+03	6.73E+03	6.73E+03
F-18	6.96E+03	0.00E+00	6.85E+02	0.00E+00	0.00E+00	0.00E+00	1.25E+03
Na-22	1.63E+05	1.63E+05	1.63E+05	1.63E+05	1.63E+05	1.63E+05	1.63E+05
Na-24	1.61E+04	1.61E+04	1.61E+04	1.61E+04	1.61E+04	1.61E+04	1.61E+04
Sc-46	7.29E+05	9.99E+05	3.85E+05	0.00E+00	8.84E+05	0.00E+00	9.07E+04
P-32	2.60E+06	1.14E+05	9.88E+04	0.00E+00	0.00E+00	0.00E+00	4.22E+04
Cr-51	0.00E+00	0.00E+00	1.54E+02	8.55E+01	2.43E+01	1.70E+04	1.08E+03
Mn-54	0.00E+00	4.29E+04	9.51E+03	0.00E+00	1.00E+04	1.58E+06	2.29E+04
Mn-56	0.00E+00	1.66E+00	3.12E-01	0.00E+00	1.67E+00	1.31E+04	1.23E+05
Fe-55	4.74E+04	2.52E+04	7.77E+03	0.00E+00	0.00E+00	1.11E+05	2.87E+03
Fe-59	2.07E+04	3.34E+04	1.67E+04	0.00E+00	0.00E+00	1.27E+06	7.07E+04
Co-57	0.00E+00	9.03E+02	1.07E+03	0.00E+00	0.00E+00	5.07E+05	1.32E+04
Co-58	0.00E+00	1.77E+03	3.16E+03	0.00E+00	0.00E+00	1.11E+06	3.44E+04
Co-60	0.00E+00	1.31E+04	2.26E+04	0.00E+00	0.00E+00	7.07E+06	9.62E+04
Ni-63	8.21E+05	4.63E+04	2.80E+04	0.00E+00	0.00E+00	2.75E+05	6.33E+03
Ni-65	2.99E+00	2.96E-01	1.64E-01	0.00E+00	0.00E+00	8.18E+03	8.40E+04
Cu-64	0.00E+00	1.99E+00	1.07E+00	0.00E+00	6.03E+00	9.58E+03	3.67E+04
Zn-65	4.26E+04	1.13E+05	7.03E+04	0.00E+00	7.14E+04	9.95E+05	1.63E+04
Zn-69m	1.58E+01	2.69E+01	3.18E+00	0.00E+00	1.56E+01	2.72E+04	1.00E+05
Zn-69	6.70E-02	9.66E-02	8.92E-03	0.00E+00	5.85E-02	1.42E+03	1.02E+04
As-76	1.64E+03	4.11E+03	3.01E+04	1.51E+03	4.11E+03	9.32E+04	1.64E+05
Br-82	0.00E+00	0.00E+00	2.09E+04	0.00E+00	0.00E+00	0.00E+00	0.00E+00
Br-83	0.00E+00	0.00E+00	4.74E+02	0.00E+00	0.00E+00	0.00E+00	0.00E+00
Br-84	0.00E+00	0.00E+00	5.48E+05	0.00E+00	0.00E+00	0.00E+00	0.00E+00
Br-85	0.00E+00	0.00E+00	2.53E+01	0.00E+00	0.00E+00	0.00E+00	0.00E+00
Rb-86	0.00E+00	1.98E+05	1.14E+05	0.00E+00	0.00E+00	0.00E+00	7.99E+03
Rb-88	0.00E+00	5.62E+02	3.66E+02	0.00E+00	0.00E+00	0.00E+00	1.72E+01
Rb-89	0.00E+00	3.45E+02	2.90E+02	0.00E+00	0.00E+00	0.00E+00	1.89E+00
Sr-89	5.99E+05	0.00E+00	1.72E+04	0.00E+00	0.00E+00	2.16E+06	1.67E+05
Sr-90	3.85E+07	0.00E+00	7.66E+05	0.00E+00	0.00E+00	1.48E+07	3.43E+05
Sr-91	1.21E+02	0.00E+00	4.59E+00	0.00E+00	0.00E+00	5.33E+04	1.74E+05
Sr-92	1.31E+01	0.00E+00	5.25E-01	0.00E+00	0.00E+00	2.40E+04	2.42E+05
Y-90	4.11E+03	0.00E+00	1.11E+02	0.00E+00	0.00E+00	2.62E+05	2.68E+05
Y-91m	5.07E-01	0.00E+00	1.84E-02	0.00E+00	0.00E+00	2.81E+03	1.72E+03
Y-91	9.14E+05	0.00E+00	2.44E+04	0.00E+00	0.00E+00	2.63E+06	1.84E+05

OFFSITE DOSE CALCULATION MANUAL

TABLE 10-6
R_{io}, INHALATION PATHWAY DOSE FACTORS – CHILD

NUCLIDE	BONE	LIVER	T. BODY	THYROID	KIDNEY	LUNG	GI-LLI
Y-92	2.04E+01	0.00E+00	5.81E-01	0.00E+00	0.00E+00	2.39E+04	2.39E+05
Y-93	1.86E+02	0.00E+00	5.11E+00	0.00E+00	0.00E+00	7.44E+04	3.89E+05
Zr-95	1.90E+05	4.18E+04	3.70E+04	0.00E+00	5.96E+04	2.23E+06	6.11E+04
Zr-97	1.88E+02	2.72E+01	1.60E+01	0.00E+00	3.89E+01	1.13E+05	3.51E+05
Nb-95	2.35E+04	9.18E+03	6.55E+03	0.00E+00	8.62E+03	6.14E+05	3.70E+04
Nb-97	4.29E-01	7.70E-02	3.60E-02	0.00E+00	8.55E-02	3.42E+03	2.78E+04
Mo-99	0.00E+00	1.72E+02	4.26E+01	0.00E+00	3.92E+02	1.35E+05	1.27E+05
Tc-99m	1.78E-03	3.48E-03	5.77E-02	0.00E+00	5.07E-02	9.51E+02	4.81E+03
Tc-99	4.96E+02	5.51E+02	1.98E+02	0.00E+00	6.48E+03	1.25E+06	2.87E+04
Tc-101	8.10E-05	8.51E-05	1.08E-03	0.00E+00	1.45E-03	5.85E+02	1.63E+01
Ru-103	2.79E+03	0.00E+00	1.07E+03	0.00E+00	7.03E+03	6.62E+05	4.48E+04
Ru-105	1.53E+00	0.00E+00	5.55E-01	0.00E+00	1.34E+00	1.59E+04	9.95E+04
Ru-106	1.36E+05	0.00E+00	1.69E+04	0.00E+00	1.84E+05	1.43E+07	4.29E+05
Rh-105	1.45E+01	7.77E+00	6.62E+00	0.00E+00	3.10E+01	2.89E+04	4.92E+04
Ag-110m	1.69E+04	1.14E+04	9.14E+03	0.00E+00	2.12E+04	5.48E+06	1.00E+05
Sn-113	3.56E+04	1.18E+04	7.95E+04	7.67E+03	6.99E+03	5.21E+05	1.12E+05
Sn-117m	4.11E+04	1.78E+03	6.30E+04	1.04E+03	1.06E+03	4.39E+05	9.87E+04
Sb-122	2.60E+03	2.06E+03	3.84E+04	8.63E+02	1.11E+03	1.37E+05	2.33E+05
Sb-124	5.74E+04	7.40E+02	2.00E+04	1.26E+02	0.00E+00	3.24E+06	1.64E+05
Sb-125	9.84E+04	7.59E+02	2.07E+04	9.10E+01	0.00E+00	2.32E+06	4.03E+04
Te-125m	6.73E+03	2.33E+03	9.14E+02	1.92E+03	0.00E+00	4.77E+05	3.38E+04
Te-127m	2.49E+04	8.55E+03	3.03E+03	6.07E+03	6.36E+04	1.48E+06	7.14E+04
Te-127	2.77E+00	9.51E-01	6.11E-01	1.96E+00	7.07E+00	1.00E+04	5.62E+04
Te-129m	1.92E+04	6.85E+03	3.04E+03	6.33E+03	5.03E+04	1.76E+06	1.82E+05
Te-129	9.77E-02	3.50E-02	2.38E-02	7.14E-02	2.57E-01	2.93E+03	2.55E+04
Te-131m	1.34E+02	5.92E+01	5.07E+01	9.77E+01	4.00E+02	2.06E+05	3.08E+05
Te-131	2.17E-02	8.44E-03	6.59E-03	1.70E-02	5.88E-02	2.05E+03	1.33E+03
Te-132	4.81E+02	2.72E+02	2.63E+02	3.17E+02	1.77E+03	3.77E+05	1.38E+05
I-130	8.18E+03	1.64E+04	8.44E+03	1.85E+06	2.45E+04	0.00E+00	5.11E+03
I-131	4.81E+04	4.81E+04	2.73E+04	1.62E+07	7.88E+04	0.00E+00	2.84E+03
I-132	2.12E+03	4.07E+03	1.88E+03	1.94E+05	6.25E+03	0.00E+00	3.20E+03
I-133	1.66E+04	2.03E+04	7.70E+03	3.85E+06	3.38E+04	0.00E+00	5.48E+03
I-134	1.17E+03	2.16E+03	9.95E+02	5.07E+04	3.30E+03	0.00E+00	9.55E+02
I-135	4.92E+03	8.73E+03	4.14E+03	7.92E+05	1.34E+04	0.00E+00	4.44E+03
Cs-134	6.51E+05	1.01E+06	2.25E+05	0.00E+00	3.30E+05	1.21E+05	3.85E+03
Cs-134m	2.34E+02	3.30E+02	2.26E+02	0.00E+00	1.83E+02	3.09E+01	2.93E+02
Cs-136	6.51E+04	1.71E+05	1.16E+05	0.00E+00	9.55E+04	1.45E+04	4.18E+03

OFFSITE DOSE CALCULATION MANUAL

TABLE 10-6
R_{io}, INHALATION PATHWAY DOSE FACTORS – CHILD

NUCLIDE	BONE	LIVER	T. BODY	THYROID	KIDNEY	LUNG	GI-LLI
Cs-137	9.07E+05	8.25E+05	1.28E+05	0.00E+00	2.82E+05	1.04E+05	3.62E+03
Cs-138	6.33E+02	8.40E+02	5.55E+02	0.00E+00	6.22E+02	6.81E+01	2.70E+02
Ba-139	1.84E+00	9.84E-04	5.37E-02	0.00E+00	8.62E-04	5.77E+03	5.77E+04
Ba-140	7.40E+04	6.48E+01	4.33E+03	0.00E+00	2.11E+01	1.74E+06	1.02E+05
Ba-141	1.96E-01	1.09E-04	6.36E-03	0.00E+00	9.47E-05	2.92E+03	2.75E+02
Ba-142	5.00E-02	3.60E-05	2.79E-03	0.00E+00	2.91E-05	1.64E+03	2.74E+00
La-140	6.44E+02	2.25E+02	7.55E+01	0.00E+00	0.00E+00	1.83E+05	2.26E+05
La-142	1.30E+00	4.11E-01	1.29E-01	0.00E+00	0.00E+00	8.70E+03	7.59E+04
Ce-141	3.92E+04	1.95E+04	2.90E+03	0.00E+00	8.55E+03	5.44E+05	5.66E+04
Ce-143	3.66E+02	1.99E+02	2.87E+01	0.00E+00	8.36E+01	1.15E+05	1.27E+05
Ce-144	6.77E+06	2.12E+06	3.61E+05	0.00E+00	1.17E+06	1.20E+07	3.89E+05
Pr-143	1.85E+04	5.55E+03	9.14E+02	0.00E+00	3.00E+03	4.33E+05	9.73E+04
Pr-144	5.96E-02	1.85E-02	3.00E-03	0.00E+00	9.77E-03	1.57E+03	1.97E+02
Nd-147	1.08E+04	8.73E+03	6.81E+02	0.00E+00	4.81E+03	3.28E+05	8.21E+04
Eu-152	2.75E+06	5.07E+05	5.96E+05	0.00E+00	2.12E+06	3.33E+06	4.22E+04
W-187	1.63E+01	9.66E+00	4.33E+00	0.00E+00	0.00E+00	4.11E+04	9.10E+04
U-235	1.58E+08	0.00E+00	9.58E+06	0.00E+00	2.59E+07	6.03E+08	1.84E+05
U-238	1.51E+08	0.00E+00	8.95E+06	0.00E+00	2.42E+07	5.66E+08	1.30E+05
Np-239	4.66E+02	3.34E+01	2.35E+01	0.00E+00	9.73E+01	5.81E+04	6.40E+04
Am-241	6.44E+09	2.90E+09	4.59E+08	0.00E+00	2.82E+09	7.47E+08	1.75E+05

OFFSITE DOSE CALCULATION MANUAL

TABLE 10-7
 R_{io} , INHALATION PATHWAY DOSE FACTORS – INFANT

(mrem/yr per $\mu\text{Ci}/\text{m}^3$)

NUCLIDE	BONE	LIVER	T. BODY	THYROID	KIDNEY	LUNG	GI-LLI
H-3	0.00E+00	3.68E+02	3.68E+02	3.69E+02	3.68E+02	3.68E+02	3.68E+02
C-14	2.65E+04	5.31E+03	5.31E+03	5.31E+03	5.31E+03	5.31E+03	5.31E+03
F-18	5.49E+03	0.00E+00	4.66E+02	0.00E+00	0.00E+00	0.00E+00	8.54E+02
Na-22	1.03E+05	1.03E+05	1.03E+05	1.03E+05	1.03E+05	1.03E+05	1.03E+05
Na-24	1.06E+04	1.06E+04	1.06E+04	1.06E+04	1.06E+04	1.06E+04	1.06E+04
Sc-46	5.25E+05	7.57E+05	2.37E+05	0.00E+00	4.98E+05	0.00E+00	3.07E+04
P-32	2.03E+06	1.12E+05	7.74E+04	0.00E+00	0.00E+00	0.00E+00	1.61E+04
Cr-51	0.00E+00	0.00E+00	8.92E+01	5.75E+01	1.32E+01	1.28E+04	3.57E+02
Mn-54	0.00E+00	2.53E+04	4.98E+03	0.00E+00	4.98E+03	1.00E+06	7.06E+03
Mn-56	0.00E+00	1.54E+00	2.21E-01	0.00E+00	1.10E+00	1.25E+04	7.17E+04
Fe-55	1.97E+04	1.17E+04	3.33E+03	0.00E+00	0.00E+00	8.69E+04	1.09E+03
Fe-59	1.36E+04	2.35E+04	9.48E+03	0.00E+00	0.00E+00	1.02E+06	2.48E+04
Co-57	0.00E+00	6.51E+02	6.41E+02	0.00E+00	0.00E+00	3.79E+05	4.86E+03
Co-58	0.00E+00	1.22E+03	1.82E+03	0.00E+00	0.00E+00	7.77E+05	1.11E+04
Co-60	0.00E+00	8.02E+03	1.18E+04	0.00E+00	0.00E+00	4.51E+06	3.19E+04
Ni-63	3.39E+05	2.04E+04	1.16E+04	0.00E+00	0.00E+00	2.09E+05	2.42E+03
Ni-65	2.39E+00	2.84E-01	1.23E-01	0.00E+00	0.00E+00	8.12E+03	5.01E+04
Cu-64	0.00E+00	1.88E+00	7.74E-01	0.00E+00	3.98E+00	9.30E+03	1.50E+04
Zn-65	1.93E+04	6.26E+04	3.11E+04	0.00E+00	3.25E+04	6.47E+05	5.14E+04
Zn-69m	1.26E+01	2.58E+01	2.34E+00	0.00E+00	1.04E+01	2.67E+04	4.09E+04
Zn-69	5.39E-02	9.67E-02	7.18E-03	0.00E+00	4.02E-02	1.47E+03	1.32E+04
As-76	3.58E+03	9.33E+03	2.64E+04	3.58E+03	9.33E+03	7.78E+04	9.85E+04
Br-82	0.00E+00	0.00E+00	1.33E+04	0.00E+00	0.00E+00	0.00E+00	0.00E+00
Br-83	0.00E+00	0.00E+00	3.81E+02	0.00E+00	0.00E+00	0.00E+00	0.00E+00
Br-84	0.00E+00	0.00E+00	4.00E+02	0.00E+00	0.00E+00	0.00E+00	0.00E+00
Br-85	0.00E+00	0.00E+00	2.04E+01	0.00E+00	0.00E+00	0.00E+00	0.00E+00
Rb-86	0.00E+00	1.90E+05	8.82E+04	0.00E+00	0.00E+00	0.00E+00	3.04E+03
Rb-88	0.00E+00	5.57E+02	2.87E+02	0.00E+00	0.00E+00	0.00E+00	3.39E+02
Rb-89	0.00E+00	3.21E+02	2.06E+02	0.00E+00	0.00E+00	0.00E+00	6.82E+01
Sr-89	3.98E+05	0.00E+00	1.14E+04	0.00E+00	0.00E+00	2.03E+06	6.40E+04
Sr-90	1.55E+07	0.00E+00	3.12E+05	0.00E+00	0.00E+00	1.12E+07	1.31E+05
Sr-91	9.56E+01	0.00E+00	3.46E+00	0.00E+00	0.00E+00	5.26E+04	7.34E+04
Sr-92	1.05E+01	0.00E+00	3.91E-01	0.00E+00	0.00E+00	2.38E+04	1.40E+05
Y-90	3.29E+03	0.00E+00	8.82E+01	0.00E+00	0.00E+00	2.69E+05	1.04E+05
Y-91m	4.07E-01	0.00E+00	1.39E-02	0.00E+00	0.00E+00	2.79E+03	2.35E+03
Y-91	5.88E+05	0.00E+00	1.57E+04	0.00E+00	0.00E+00	2.45E+06	7.03E+04

OFFSITE DOSE CALCULATION MANUAL

TABLE 10-7
 R_{io} , INHALATION PATHWAY DOSE FACTORS – INFANT

NUCLIDE	BONE	LIVER	T. BODY	THYROID	KIDNEY	LUNG	GI-LLI
Y-92	1.64E+01	0.00E+00	4.61E-01	0.00E+00	0.00E+00	2.45E+04	1.27E+05
Y-93	1.50E+02	0.00E+00	4.07E+00	0.00E+00	0.00E+00	7.64E+04	1.67E+05
Zr-95	1.15E+05	2.79E+04	2.03E+04	0.00E+00	3.11E+04	1.75E+06	2.17E+04
Zr-97	1.50E+02	2.56E+01	1.17E+01	0.00E+00	2.59E+01	1.10E+05	1.40E+05
Nb-95	1.57E+04	6.43E+03	3.78E+03	0.00E+00	4.72E+03	4.79E+05	1.27E+04
Nb-97	3.42E-01	7.29E-02	2.63E-02	0.00E+00	5.70E-02	3.32E+03	2.69E+04
Mo-99	0.00E+00	1.65E+02	3.23E+01	0.00E+00	2.65E+02	1.35E+05	4.87E+04
Tc-99m	1.40E-03	2.88E-03	3.72E-02	0.00E+00	3.11E-02	8.11E+02	2.03E+03
Tc-99	2.93E+02	3.75E+02	1.24E+02	0.00E+00	3.49E+03	9.48E+05	1.09E+04
Tc-101	6.51E-05	8.23E-05	8.12E-04	0.00E+00	9.79E-04	5.84E+02	8.44E+02
Ru-103	2.02E+03	0.00E+00	6.79E+02	0.00E+00	4.24E+03	5.52E+05	1.61E+04
Ru-105	1.22E+00	0.00E+00	4.10E-01	0.00E+00	8.99E-01	1.57E+04	4.84E+04
Ru-106	8.68E+04	0.00E+00	1.09E+04	0.00E+00	1.07E+05	1.16E+07	1.64E+05
Rh-105	1.16E+01	7.57E+00	5.08E+00	0.00E+00	2.10E+01	2.91E+04	1.92E+04
Ag-110m	9.98E+03	7.22E+03	5.00E+03	0.00E+00	1.09E+04	3.67E+06	3.30E+04
Sn-113	2.80E+04	9.33E+03	6.74E+04	6.22E+03	6.22E+03	3.99E+05	1.45E+05
Sn-117m	3.27E+04	1.66E+03	5.19E+04	9.85E+02	1.09E+03	3.32E+05	1.35E+05
Sb-122	2.39E+03	2.13E+03	4.30E+04	8.30E+02	1.14E+03	1.14E+05	3.16E+05
Sb-124	3.79E+04	5.56E+02	1.20E+04	1.01E+02	0.00E+00	2.65E+06	5.91E+04
Sb-125	5.17E+04	4.77E+02	1.09E+04	6.23E+01	0.00E+00	1.64E+06	1.47E+04
Te-125m	4.76E+03	1.99E+03	6.58E+02	1.62E+03	0.00E+00	4.47E+05	1.29E+04
Te-127m	1.67E+04	6.90E+03	2.07E+03	4.87E+03	3.75E+04	1.31E+06	2.73E+04
Te-127	2.23E+00	9.53E-01	4.89E-01	1.85E+00	4.86E+00	1.03E+04	2.44E+04
Te-129m	1.41E+04	6.09E+03	2.23E+03	5.47E+03	3.18E+04	1.68E+06	6.90E+04
Te-129	7.88E-02	3.47E-02	1.88E-02	6.75E-02	1.75E-01	3.00E+03	2.63E+04
Te-131m	1.07E+02	5.50E+01	3.63E+01	8.93E+01	2.65E+02	1.99E+05	1.19E+05
Te-131	1.74E-02	8.22E-03	5.00E-03	1.58E-02	3.99E-02	2.06E+03	8.22E+03
Te-132	3.72E+02	2.37E+02	1.76E+02	2.79E+02	1.03E+03	3.40E+05	4.41E+04
I-130	6.36E+03	1.39E+04	5.57E+03	1.60E+06	1.53E+04	0.00E+00	1.99E+03
I-131	3.79E+04	4.44E+04	1.96E+04	1.48E+07	5.18E+04	0.00E+00	1.06E+03
I-132	1.69E+03	3.54E+03	1.26E+03	1.69E+05	3.95E+03	0.00E+00	1.90E+03
I-133	1.32E+04	1.92E+04	5.60E+03	3.56E+06	2.24E+04	0.00E+00	2.16E+03
I-134	9.21E+02	1.88E+03	6.65E+02	4.45E+04	2.09E+03	0.00E+00	1.29E+03
I-135	3.86E+03	7.60E+03	2.77E+03	6.96E+05	8.47E+03	0.00E+00	1.83E+03
Cs-134	3.96E+05	7.03E+05	7.45E+04	0.00E+00	1.90E+05	7.97E+04	1.33E+03
Cs-134m	1.85E+02	2.94E+02	1.55E+02	0.00E+00	1.19E+02	2.80E+01	1.62E+02
Cs-136	4.83E+04	1.35E+05	5.29E+04	0.00E+00	5.64E+04	1.18E+04	1.43E+03

OFFSITE DOSE CALCULATION MANUAL

TABLE 10-7
 R_{io} , INHALATION PATHWAY DOSE FACTORS – INFANT

NUCLIDE	BONE	LIVER	T. BODY	THYROID	KIDNEY	LUNG	GI-LLI
Cs-137	5.49E+05	6.12E+05	4.55E+04	0.00E+00	1.72E+05	7.13E+04	1.33E+03
Cs-138	5.05E+02	7.81E+02	3.98E+02	0.00E+00	4.10E+02	6.54E+01	8.76E+02
Ba-139	1.48E+00	9.84E-04	4.30E-02	0.00E+00	5.92E-04	5.95E+03	5.10E+04
Ba-140	5.60E+04	5.60E+01	2.90E+03	0.00E+00	1.34E+01	1.60E+06	3.84E+04
Ba-141	1.57E-01	1.08E-04	4.97E-03	0.00E+00	6.50E-05	2.97E+03	4.75E+03
Ba-142	3.98E-02	3.30E-05	1.96E-03	0.00E+00	1.90E-05	1.55E+03	6.93E+02
La-140	5.05E+02	2.00E+02	5.15E+01	0.00E+00	0.00E+00	1.68E+05	8.48E+04
La-142	1.03E+00	3.77E-01	9.04E-02	0.00E+00	0.00E+00	8.22E+03	5.95E+04
Ce-141	2.77E+04	1.67E+04	1.99E+03	0.00E+00	5.25E+03	5.17E+05	2.16E+04
Ce-143	2.93E+02	1.93E+02	2.21E+01	0.00E+00	5.64E+01	1.16E+05	4.97E+04
Ce-144	3.19E+06	1.21E+06	1.76E+05	0.00E+00	5.38E+05	9.84E+06	1.48E+05
Pr-143	1.40E+04	5.24E+03	6.99E+02	0.00E+00	1.97E+03	4.33E+05	3.72E+04
Pr-144	4.79E-02	1.85E-02	2.41E-03	0.00E+00	6.72E-03	1.61E+03	4.28E+03
Nd-147	7.94E+03	8.13E+03	5.00E+02	0.00E+00	3.15E+03	3.22E+05	3.12E+04
Eu-152	1.10E+06	2.48E+05	2.41E+05	0.00E+00	8.32E+05	2.07E+06	1.38E+04
W-187	1.30E+01	9.02E+00	3.12E+00	0.00E+00	0.00E+00	3.96E+04	3.56E+04
U-235	7.01E+07	0.00E+00	4.93E+06	0.00E+00	1.41E+07	4.59E+08	7.03E+04
U-238	6.71E+07	0.00E+00	4.61E+06	0.00E+00	1.32E+07	4.28E+08	4.96E+04
Np-239	3.71E+02	3.32E+01	1.88E+01	0.00E+00	6.62E+01	5.95E+04	2.49E+04
Am-241	2.58E+09	1.18E+09	1.83E+08	0.00E+00	1.11E+09	5.68E+08	6.69E+04

OFFSITE DOSE CALCULATION MANUAL

TABLE 10-8
 R_{io} , GRASS-COW-MILK PATHWAY DOSE FACTORS – ADULT

{m²-mrem/yr per μ Ci/s (mrem/yr per μ Ci/m³ for ³H and ¹⁴C)}

NUCLIDE	BONE	LIVER	T. BODY	THYROID	KIDNEY	LUNG	GI-LLI
H-3	0.00E+00	6.33E+02	6.33E+02	6.33E+02	6.33E+02	6.33E+02	6.33E+02
C-14	3.63E+05	7.26E+04	7.26E+04	7.26E+04	7.26E+04	7.26E+04	7.26E+04
F-18	1.16E-03	0.00E+00	1.28E-04	0.00E+00	0.00E+00	0.00E+00	3.43E-05
Na-22	4.18E+09	4.18E+09	4.18E+09	4.18E+09	4.18E+09	4.18E+09	4.18E+09
Na-24	6.05E+05	6.05E+05	6.05E+05	6.05E+05	6.05E+05	6.05E+05	6.05E+05
Sc-46	8.96E+01	1.74E+02	5.06E+01	0.00E+00	1.62E+02	0.00E+00	8.47E+05
P-32	4.34E+09	2.70E+08	1.68E+08	0.00E+00	0.00E+00	0.00E+00	4.88E+08
Cr-51	0.00E+00	0.00E+00	8.39E+03	5.02E+03	1.85E+03	1.11E+04	2.11E+06
Mn-54	0.00E+00	5.80E+06	1.11E+06	0.00E+00	1.73E+06	0.00E+00	1.78E+07
Mn-56	0.00E+00	1.05E-03	1.86E-04	0.00E+00	1.33E-03	0.00E+00	3.35E-02
Fe-55	1.87E+07	1.29E+07	3.01E+06	0.00E+00	0.00E+00	7.20E+06	7.40E+06
Fe-59	1.11E+07	2.60E+07	9.97E+06	0.00E+00	0.00E+00	7.27E+06	8.67E+07
Co-57	0.00E+00	8.59E+05	1.43E+06	0.00E+00	0.00E+00	0.00E+00	2.18E+07
Co-58	0.00E+00	2.20E+06	4.93E+06	0.00E+00	0.00E+00	0.00E+00	4.46E+07
Co-60	0.00E+00	1.27E+07	2.80E+07	0.00E+00	0.00E+00	0.00E+00	2.38E+08
Ni-63	5.68E+09	3.94E+08	1.90E+08	0.00E+00	0.00E+00	0.00E+00	8.21E+07
Ni-65	9.23E-02	1.20E-02	5.47E-03	0.00E+00	0.00E+00	0.00E+00	3.04E-01
Cu-64	0.00E+00	5.99E+03	2.81E+03	0.00E+00	1.51E+04	0.00E+00	5.10E+05
Zn-65	1.03E+09	3.26E+09	1.47E+09	0.00E+00	2.18E+09	0.00E+00	2.05E+09
Zn-69m	4.52E+04	1.08E+05	9.91E+03	0.00E+00	6.56E+04	0.00E+00	6.62E+06
Zn-69	7.14E-13	1.36E-12	9.49E-14	0.00E+00	8.87E-13	0.00E+00	2.05E-13
As-76	9.68E+04	2.82E+05	1.41E+06	8.45E+04	3.43E+05	8.80E+04	1.23E+07
Br-82	0.00E+00	0.00E+00	8.19E+06	0.00E+00	0.00E+00	0.00E+00	9.38E+06
Br-83	0.00E+00	0.00E+00	2.66E-02	0.00E+00	0.00E+00	0.00E+00	3.83E-02
Br-84	0.00E+00	0.00E+00	0.00E+00	0.00E+00	0.00E+00	0.00E+00	0.00E+00
Br-85	0.00E+00	0.00E+00	0.00E+00	0.00E+00	0.00E+00	0.00E+00	0.00E+00
Rb-86	0.00E+00	6.67E+08	3.11E+08	0.00E+00	0.00E+00	0.00E+00	1.32E+08
Rb-88	0.00E+00	0.00E+00	0.00E+00	0.00E+00	0.00E+00	0.00E+00	0.00E+00
Rb-89	0.00E+00	0.00E+00	0.00E+00	0.00E+00	0.00E+00	0.00E+00	0.00E+00
Sr-89	5.78E+08	0.00E+00	1.66E+07	0.00E+00	0.00E+00	0.00E+00	9.27E+07
Sr-90	4.45E+10	0.00E+00	8.93E+08	0.00E+00	0.00E+00	0.00E+00	1.52E+09
Sr-91	7.26E+03	0.00E+00	2.93E+02	0.00E+00	0.00E+00	0.00E+00	3.46E+04
Sr-92	1.24E-01	0.00E+00	5.36E-03	0.00E+00	0.00E+00	0.00E+00	2.45E+00
Y-90	1.77E+01	0.00E+00	4.75E-01	0.00E+00	0.00E+00	0.00E+00	1.88E+05
Y-91m	1.55E-20	0.00E+00	0.00E+00	0.00E+00	0.00E+00	0.00E+00	4.56E-20
Y-91	3.67E+03	0.00E+00	9.82E+01	0.00E+00	0.00E+00	0.00E+00	2.02E+06

OFFSITE DOSE CALCULATION MANUAL

TABLE 10-8
 R_{io} , GRASS-COW-MILK PATHWAY DOSE FACTORS – ADULT

NUCLIDE	BONE	LIVER	T. BODY	THYROID	KIDNEY	LUNG	GI-LLI
Y-92	1.41E-05	0.00E+00	4.12E-07	0.00E+00	0.00E+00	0.00E+00	2.47E-01
Y-93	5.85E-02	0.00E+00	1.61E-03	0.00E+00	0.00E+00	0.00E+00	1.85E+03
Zr-95	4.21E+02	1.35E+02	9.13E+01	0.00E+00	2.12E+02	0.00E+00	4.28E+05
Zr-97	1.07E-01	2.15E-02	9.84E-03	0.00E+00	3.25E-02	0.00E+00	6.67E+03
Nb-95	2.72E+04	1.51E+04	8.12E+03	0.00E+00	1.49E+04	0.00E+00	9.17E+07
Nb-97	1.64E-12	4.16E-13	1.52E-13	0.00E+00	4.85E-13	0.00E+00	1.53E-09
Mo-99	0.00E+00	6.20E+06	1.18E+06	0.00E+00	1.40E+07	0.00E+00	1.44E+07
Tc-99m	8.30E-01	2.34E+00	2.99E+01	0.00E+00	3.56E+01	1.15E+00	1.39E+03
Tc-99	4.26E+07	6.33E+07	1.71E+07	0.00E+00	7.97E+08	5.38E+06	2.07E+09
Tc-101	0.00E+00	0.00E+00	0.00E+00	0.00E+00	0.00E+00	0.00E+00	0.00E+00
Ru-103	3.57E+02	0.00E+00	1.54E+02	0.00E+00	1.36E+03	0.00E+00	4.16E+04
Ru-105	2.16E-04	0.00E+00	8.54E-05	0.00E+00	2.79E-03	0.00E+00	1.32E-01
Ru-106	1.45E+04	0.00E+00	1.84E+03	0.00E+00	2.81E+04	0.00E+00	9.42E+05
Rh-105	1.05E+05	7.70E+04	5.07E+04	0.00E+00	3.27E+05	0.00E+00	1.23E+07
Ag-110m	4.05E+07	3.74E+07	2.22E+07	0.00E+00	7.36E+07	0.00E+00	1.53E+10
Sn-113	9.13E+06	1.54E+06	2.56E+07	8.07E+05	2.11E+06	9.48E+05	2.81E+08
Sn-117m	3.90E+06	1.33E+05	5.54E+06	2.65E+04	2.03E+05	4.21E+04	6.24E+07
Sb-122	1.89E+05	1.04E+05	1.78E+06	2.20E+04	7.34E+04	2.83E+04	1.89E+07
Sb-124	1.12E+07	2.11E+05	4.43E+06	2.71E+04	0.00E+00	8.69E+06	3.17E+08
Sb-125	1.54E+07	1.72E+05	3.67E+06	1.57E+04	0.00E+00	1.19E+07	1.70E+08
Te-125m	7.74E+06	2.80E+06	1.04E+06	2.33E+06	3.15E+07	0.00E+00	3.09E+07
Te-127m	3.02E+07	1.08E+07	3.68E+06	7.71E+06	1.23E+08	0.00E+00	1.01E+08
Te-127	1.71E+02	6.15E+01	3.70E+01	1.27E+02	6.97E+02	0.00E+00	1.35E+04
Te-129m	2.08E+07	7.77E+06	3.30E+06	7.16E+06	8.70E+07	0.00E+00	1.05E+08
Te-129	7.44E-11	2.79E-11	1.81E-11	5.71E-11	3.13E-10	0.00E+00	5.61E-11
Te-131m	1.07E+05	5.26E+04	4.38E+04	8.32E+04	5.32E+05	0.00E+00	5.22E+06
Te-131	0.00E+00	0.00E+00	0.00E+00	0.00E+00	0.00E+00	0.00E+00	0.00E+00
Te-132	6.01E+05	3.89E+05	3.65E+05	4.29E+05	3.74E+06	0.00E+00	1.84E+07
I-130	5.27E+04	1.55E+05	6.13E+04	1.32E+07	2.42E+05	0.00E+00	1.34E+05
I-131	3.64E+07	5.20E+07	2.98E+07	1.70E+10	8.92E+07	0.00E+00	1.37E+07
I-132	1.82E-02	4.88E-02	1.71E-02	1.71E+00	7.77E-02	0.00E+00	9.16E-03
I-133	4.85E+05	4.83E+05	2.57E+05	1.24E+08	1.47E+06	0.00E+00	7.58E+05
I-134	2.63E-13	7.16E-13	2.56E-13	1.24E-11	1.14E-12	0.00E+00	6.24E-16
I-135	1.56E+03	4.07E+03	1.50E+03	2.69E+05	6.53E+03	0.00E+00	4.60E+03
Cs-134	4.19E+09	9.97E+09	8.15E+09	0.00E+00	3.23E+09	1.07E+09	1.74E+08
Cs-134m	4.40E-02	9.25E-02	4.73E-02	0.00E+00	5.02E-02	7.91E-03	3.26E-02
Cs-136	6.44E+07	2.54E+08	1.83E+08	0.00E+00	1.42E+08	1.94E+07	2.89E+07

OFFSITE DOSE CALCULATION MANUAL

TABLE 10-8
 R_{io} , GRASS-COW-MILK PATHWAY DOSE FACTORS – ADULT

NUCLIDE	BONE	LIVER	T. BODY	THYROID	KIDNEY	LUNG	GI-LLI
Cs-137	5.94E+09	8.12E+09	5.32E+09	0.00E+00	2.76E+09	9.16E+08	1.57E+08
Cs-138	0.00E+00	0.00E+00	0.00E+00	0.00E+00	0.00E+00	0.00E+00	0.00E+00
Ba-139	1.38E-08	9.86E-12	4.05E-10	0.00E+00	9.21E-12	5.89E-12	2.45E-08
Ba-140	6.56E+06	8.23E+03	4.30E+05	0.00E+00	2.80E+03	4.71E+03	1.35E+07
Ba-141	0.00E+00	0.00E+00	0.00E+00	0.00E+00	0.00E+00	0.00E+00	0.00E+00
Ba-142	0.00E+00	0.00E+00	0.00E+00	0.00E+00	0.00E+00	0.00E+00	0.00E+00
La-140	1.11E+00	5.70E-01	1.51E-01	0.00E+00	0.00E+00	0.00E+00	4.19E+04
La-142	2.34E-12	1.06E-12	2.65E-13	0.00E+00	0.00E+00	0.00E+00	7.76E-09
Ce-141	1.54E+03	1.04E+03	1.18E+02	0.00E+00	4.83E+02	0.00E+00	3.97E+06
Ce-143	1.04E+01	7.71E+03	8.54E-01	0.00E+00	3.40E+00	0.00E+00	2.88E+05
Ce-144	2.41E+05	1.01E+05	1.29E+04	0.00E+00	5.98E+04	0.00E+00	8.15E+07
Pr-143	3.87E+01	1.55E+01	1.92E+00	0.00E+00	8.96E+00	0.00E+00	1.70E+05
Pr-144	0.00E+00	0.00E+00	0.00E+00	0.00E+00	0.00E+00	0.00E+00	0.00E+00
Nd-147	2.30E+01	2.66E+01	1.59E+00	0.00E+00	1.55E+01	0.00E+00	1.27E+05
Eu-152	5.87E+03	1.32E+03	1.16E+03	0.00E+00	8.20E+03	0.00E+00	7.63E+05
W-187	1.64E+03	1.37E+03	4.80E+02	0.00E+00	0.00E+00	0.00E+00	4.50E+05
U-235	2.43E+09	0.00E+00	1.47E+08	0.00E+00	5.66E+08	0.00E+00	2.36E+08
U-238	2.32E+09	0.00E+00	1.37E+08	0.00E+00	5.30E+08	0.00E+00	1.67E+08
Np-239	9.19E-01	9.03E-02	4.98E-02	0.00E+00	2.82E-01	0.00E+00	1.85E+04
Am-241	2.45E+07	8.62E+06	1.62E+06	0.00E+00	1.22E+07	0.00E+00	2.22E+06

OFFSITE DOSE CALCULATION MANUAL

TABLE 10-9
 R_{io} , GRASS-COW-MILK PATHWAY DOSE FACTORS – TEEN

{m²-mrem/yr per μ Ci/s (mrem/yr per μ Ci/m³ for ³H and ¹⁴C)}

NUCLIDE	BONE	LIVER	T. BODY	THYROID	KIDNEY	LUNG	GI-LLI
H-3	0.00E+00	8.23E+02	8.23E+03	8.23E+03	8.23E+03	8.23E+03	8.23E+03
C-14	6.70E+05	1.34E+05	1.34E+05	1.34E+05	1.34E+05	1.34E+05	1.34E+05
F-18	2.07E-03	0.00E+00	2.26E-04	0.00E+00	0.00E+00	0.00E+00	1.86E-04
Na-22	7.26E+09	7.26E+09	7.26E+09	7.26E+09	7.26E+09	7.26E+09	7.26E+09
Na-24	1.06E+06	1.06E+06	1.06E+06	1.06E+06	1.06E+06	1.06E+06	1.06E+06
Sc-46	1.52E+02	2.96E+02	8.77E+01	0.00E+00	2.83E+02	0.00E+00	1.01E+06
P-32	8.02E+09	4.97E+08	3.11E+08	0.00E+00	0.00E+00	0.00E+00	6.74E+08
Cr-51	0.00E+00	0.00E+00	1.47E+04	8.14E+03	3.21E+03	2.09E+04	2.46E+06
Mn-54	0.00E+00	9.67E+06	1.92E+06	0.00E+00	2.88E+06	0.00E+00	1.98E+07
Mn-56	0.00E+00	1.86E-03	3.31E-04	0.00E+00	2.36E-03	0.00E+00	1.23E-01
Fe-55	3.31E+07	2.35E+07	5.48E+06	0.00E+00	0.00E+00	1.49E+07	1.02E+07
Fe-59	1.93E+07	4.51E+07	1.74E+07	0.00E+00	0.00E+00	1.42E+07	1.07E+08
Co-57	0.00E+00	1.51E+06	2.53E+06	0.00E+00	0.00E+00	0.00E+00	2.81E+07
Co-58	0.00E+00	3.71E+06	8.54E+06	0.00E+00	0.00E+00	0.00E+00	5.11E+07
Co-60	0.00E+00	2.15E+07	4.84E+07	0.00E+00	0.00E+00	0.00E+00	2.80E+08
Ni-63	9.98E+09	7.05E+08	3.38E+08	0.00E+00	0.00E+00	0.00E+00	1.12E+08
Ni-65	1.69E-01	2.16E-02	9.84E-03	0.00E+00	0.00E+00	0.00E+00	1.17E+00
Cu-64	0.00E+00	1.07E+04	5.02E+03	0.00E+00	2.70E+04	0.00E+00	8.27E+05
Zn-65	1.57E+09	5.47E+09	2.55E+09	0.00E+00	3.50E+09	0.00E+00	2.31E+09
Zn-69m	8.23E+04	1.94E+05	1.78E+04	0.00E+00	1.18E+05	0.00E+00	1.07E+07
Zn-69	9.70E-13	1.85E-12	1.29E-13	0.00E+00	1.21E-12	0.00E+00	3.41E-12
As-76	1.48E+05	4.65E+05	2.27E+06	1.36E+05	5.45E+05	1.36E+05	2.04E+07
Br-82	0.00E+00	0.00E+00	1.42E+07	0.00E+00	0.00E+00	0.00E+00	0.00E+00
Br-83	0.00E+00	0.00E+00	4.89E-02	0.00E+00	0.00E+00	0.00E+00	0.00E+00
Br-84	0.00E+00	0.00E+00	0.00E+00	0.00E+00	0.00E+00	0.00E+00	0.00E+00
Br-85	0.00E+00	0.00E+00	0.00E+00	0.00E+00	0.00E+00	0.00E+00	0.00E+00
Rb-86	0.00E+00	1.22E+09	5.71E+08	0.00E+00	0.00E+00	0.00E+00	1.80E+08
Rb-88	0.00E+00	0.00E+00	0.00E+00	0.00E+00	0.00E+00	0.00E+00	0.00E+00
Rb-89	0.00E+00	0.00E+00	0.00E+00	0.00E+00	0.00E+00	0.00E+00	0.00E+00
Sr-89	1.07E+09	0.00E+00	3.05E+07	0.00E+00	0.00E+00	0.00E+00	1.27E+08
Sr-90	6.72E+10	0.00E+00	1.34E+09	0.00E+00	0.00E+00	0.00E+00	2.08E+09
Sr-91	1.33E+04	0.00E+00	5.31E+02	0.00E+00	0.00E+00	0.00E+00	6.05E+04
Sr-92	2.27E-01	0.00E+00	9.66E-03	0.00E+00	0.00E+00	0.00E+00	5.78E+00
Y-90	3.25E+01	0.00E+00	8.77E-01	0.00E+00	0.00E+00	0.00E+00	2.68E+05
Y-91m	2.85E-20	0.00E+00	0.00E+00	0.00E+00	0.00E+00	0.00E+00	1.34E-18
Y-91	6.76E+03	0.00E+00	1.81E+02	0.00E+00	0.00E+00	0.00E+00	2.77E+06
Y-92	2.61E-05	0.00E+00	7.54E-07	0.00E+00	0.00E+00	0.00E+00	7.15E-01

OFFSITE DOSE CALCULATION MANUAL

TABLE 10-9
 R_{io} , GRASS-COW-MILK PATHWAY DOSE FACTORS – TEEN

NUCLIDE	BONE	LIVER	T. BODY	THYROID	KIDNEY	LUNG	GI-LLI
Y-93	1.08E-01	0.00E+00	2.96E-03	0.00E+00	0.00E+00	0.00E+00	3.29E+03
Zr-95	7.35E+02	2.32E+02	1.60E+02	0.00E+00	3.41E+02	0.00E+00	5.36E+05
Zr-97	1.94E-01	3.84E-02	1.77E-02	0.00E+00	5.82E-02	0.00E+00	1.04E+04
Nb-95	4.63E+04	2.57E+04	1.41E+04	0.00E+00	2.49E+04	0.00E+00	1.10E+08
Nb-97	3.00E-12	7.44E-13	2.72E-13	0.00E+00	8.70E-13	0.00E+00	1.78E-08
Mo-99	0.00E+00	1.12E+07	2.13E+06	0.00E+00	2.56E+07	0.00E+00	2.00E+07
Tc-99m	1.44E+00	4.01E+00	5.20E+01	0.00E+00	5.98E+01	2.23E+00	2.63E+03
Tc-99	7.87E+07	1.16E+08	3.15E+07	0.00E+00	1.47E+09	1.20E+07	2.83E+09
Tc-101	0.00E+00	0.00E+00	0.00E+00	0.00E+00	0.00E+00	0.00E+00	0.00E+00
Ru-103	6.34E+02	0.00E+00	2.71E+02	0.00E+00	2.24E+03	0.00E+00	5.30E+04
Ru-105	3.95E-04	0.00E+00	1.53E-04	0.00E+00	4.98E-03	0.00E+00	3.19E-01
Ru-106	2.68E+04	0.00E+00	3.37E+03	0.00E+00	5.16E+04	0.00E+00	1.28E+06
Rh-105	1.94E+05	1.40E+05	9.21E+04	0.00E+00	5.96E+05	0.00E+00	1.79E+07
Ag-110m	6.69E+07	6.33E+07	3.85E+07	0.00E+00	1.21E+08	0.00E+00	1.78E+10
Sn-113	1.27E+07	2.54E+06	4.17E+07	1.22E+06	3.31E+06	1.49E+06	4.48E+08
Sn-117m	5.13E+06	2.21E+05	8.86E+06	4.13E+04	3.12E+05	7.55E+04	9.97E+07
Sb-122	2.57E+05	1.76E+05	2.84E+06	3.52E+04	1.15E+05	4.74E+04	2.98E+07
Sb-124	1.99E+07	3.67E+05	7.77E+06	4.52E+04	0.00E+00	1.74E+07	4.01E+08
Sb-125	2.76E+07	3.01E+05	6.44E+06	2.63E+04	0.00E+00	2.42E+07	2.14E+08
Te-125m	1.43E+07	5.14E+06	1.91E+06	3.99E+06	0.00E+00	0.00E+00	4.21E+07
Te-127m	5.56E+07	1.97E+07	6.62E+06	1.32E+07	2.26E+08	0.00E+00	1.39E+08
Te-127	3.17E+02	1.12E+02	6.83E+01	2.19E+02	1.29E+03	0.00E+00	2.45E+04
Te-129m	3.81E+07	1.41E+07	6.03E+06	1.23E+07	1.59E+08	0.00E+00	1.43E+08
Te-129	1.37E-10	5.10E-11	3.33E-11	9.78E-11	5.74E-10	0.00E+00	7.49E-10
Te-131m	1.96E+05	9.38E+04	7.82E+04	1.41E+05	9.78E+05	0.00E+00	7.53E+06
Te-131	0.00E+00	0.00E+00	0.00E+00	0.00E+00	0.00E+00	0.00E+00	0.00E+00
Te-132	1.07E+06	6.80E+05	6.40E+05	7.17E+05	6.52E+06	0.00E+00	2.15E+07
I-130	9.26E+04	2.68E+05	1.07E+05	2.18E+07	4.13E+05	0.00E+00	2.06E+05
I-131	6.60E+07	9.24E+07	4.96E+07	2.70E+10	1.59E+08	0.00E+00	1.83E+07
I-132	3.23E-02	8.46E-02	3.04E-02	2.85E+00	1.33E-01	0.00E+00	3.69E-02
I-133	8.85E+05	1.50E+06	4.58E+05	2.10E+08	2.63E+06	0.00E+00	1.14E+06
I-134	4.68E-13	1.24E-12	4.46E-13	2.17E-11	1.96E-12	0.00E+00	1.64E-14
I-135	2.76E+03	7.12E+03	2.64E+03	4.58E+05	1.12E+04	0.00E+00	7.89E+03
Cs-134	7.27E+09	1.71E+10	7.94E+09	0.00E+00	5.44E+09	2.08E+09	2.13E+08
Cs-134m	7.84E-02	1.62E-01	8.34E-02	0.00E+00	9.03E-02	1.59E-02	1.08E-01
Cs-136	1.10E+08	4.32E+08	2.90E+08	0.00E+00	2.35E+08	3.70E+07	3.47E+07
Cs-137	1.08E+10	1.43E+10	4.99E+09	0.00E+00	4.87E+09	1.89E+09	2.04E+08
Cs-138	0.00E+00	0.00E+00	0.00E+00	0.00E+00	0.00E+00	0.00E+00	0.00E+00

OFFSITE DOSE CALCULATION MANUAL

TABLE 10-9
 R_{io} , GRASS-COW-MILK PATHWAY DOSE FACTORS – TEEN

NUCLIDE	BONE	LIVER	T. BODY	THYROID	KIDNEY	LUNG	GI-LLI
Ba-139	2.56E-08	1.80E-11	7.45E-10	0.00E+00	1.70E-11	1.24E-11	2.28E-07
Ba-140	1.18E+07	1.45E+04	7.63E+05	0.00E+00	4.92E+03	9.75E+03	1.83E+07
Ba-141	0.00E+00	0.00E+00	0.00E+00	0.00E+00	0.00E+00	0.00E+00	0.00E+00
Ba-142	0.00E+00	0.00E+00	0.00E+00	0.00E+00	0.00E+00	0.00E+00	0.00E+00
La-140	2.03E+00	9.99E-01	2.66E-01	0.00E+00	0.00E+00	0.00E+00	5.73E+04
La-142	4.22E-12	1.87E-12	4.66E-13	0.00E+00	0.00E+00	0.00E+00	5.70E-08
Ce-141	2.82E+03	1.88E+03	2.16E+02	0.00E+00	8.85E+02	0.00E+00	5.38E+06
Ce-143	1.92E+01	1.40E+04	1.56E+00	0.00E+00	6.26E+00	0.00E+00	4.19E+05
Ce-144	4.43E+05	1.84E+05	2.38E+04	0.00E+00	1.10E+05	0.00E+00	1.12E+08
Pr-143	7.11E+01	2.84E+01	3.54E+00	0.00E+00	1.65E+01	0.00E+00	2.34E+05
Pr-144	0.00E+00	0.00E+00	0.00E+00	0.00E+00	0.00E+00	0.00E+00	0.00E+00
Nd-147	4.42E+01	4.81E+01	2.88E+00	0.00E+00	2.82E+01	0.00E+00	1.73E+05
Eu-152	9.42E+03	2.27E+03	2.00E+03	0.00E+00	1.05E+04	0.00E+00	8.35E+05
W-187	3.00E+03	2.45E+03	8.58E+02	0.00E+00	0.00E+00	0.00E+00	6.63E+05
U-235	4.45E+09	0.00E+00	2.71E+08	0.00E+00	1.04E+09	0.00E+00	3.23E+08
U-238	4.26E+09	0.00E+00	2.54E+08	0.00E+00	9.77E+08	0.00E+00	2.28E+08
Np-239	1.75E+00	1.65E-01	9.19E-02	0.00E+00	5.19E-01	0.00E+00	2.66E+04
Am-241	3.33E+07	1.27E+07	2.22E+06	0.00E+00	1.66E+07	0.00E+00	3.04E+06

OFFSITE DOSE CALCULATION MANUAL

TABLE 10-10
 R_{io} , GRASS-COW-MILK PATHWAY DOSE FACTORS – CHILD{m²-mrem/yr per μ Ci/s (mrem/yr per μ Ci/m³ for ³H and ¹⁴C)}

NUCLIDE	BONE	LIVER	T. BODY	THYROID	KIDNEY	LUNG	GI-LLI
H-3	0.00E+00	1.30E+03	1.30E+03	1.30E+03	1.30E+03	1.30E+03	1.30E+03
C-14	1.65E+06	3.29E+05	3.29E+05	3.29E+05	3.29E+05	3.29E+05	3.29E+05
F-18	4.91E-03	0.00E+00	4.87E-04	0.00E+00	0.00E+00	0.00E+00	1.33E-03
Na-22	1.50E+10	1.50E+10	1.50E+10	1.50E+10	1.50E+10	1.50E+10	1.50E+10
Na-24	2.20E+06	2.20E+06	2.20E+06	2.20E+06	2.20E+06	2.20E+06	2.20E+06
Sc-46	3.41E+02	4.67E+02	1.80E+02	0.00E+00	4.14E+02	0.00E+00	6.84E+05
P-32	1.98E+10	9.25E+08	7.62E+08	0.00E+00	0.00E+00	0.00E+00	5.46E+08
Cr-51	0.00E+00	0.00E+00	2.99E+04	1.66E+04	4.54E+03	3.03E+04	1.59E+06
Mn-54	0.00E+00	1.45E+07	3.85E+06	0.00E+00	4.05E+06	0.00E+00	1.21E+07
Mn-56	0.00E+00	3.25E-03	7.33E-04	0.00E+00	3.93E-03	0.00E+00	4.71E-01
Fe-55	8.31E+07	4.41E+07	1.37E+07	0.00E+00	0.00E+00	2.49E+07	8.17E+06
Fe-59	4.48E+07	7.25E+07	3.61E+07	0.00E+00	0.00E+00	2.10E+07	7.55E+07
Co-57	0.00E+00	2.58E+06	5.21E+06	0.00E+00	0.00E+00	0.00E+00	2.11E+07
Co-58	0.00E+00	5.66E+06	1.73E+07	0.00E+00	0.00E+00	0.00E+00	3.30E+07
Co-60	0.00E+00	3.34E+07	9.85E+07	0.00E+00	0.00E+00	0.00E+00	1.85E+08
Ni-63	2.50E+10	1.34E+09	8.51E+08	0.00E+00	0.00E+00	0.00E+00	9.02E+07
Ni-65	4.13E-01	3.89E-02	2.27E-02	0.00E+00	0.00E+00	0.00E+00	4.77E+00
Cu-64	0.00E+00	1.87E+04	1.13E+04	0.00E+00	4.53E+04	0.00E+00	8.80E+05
Zn-65	3.09E+09	8.23E+09	5.12E+09	0.00E+00	5.19E+09	0.00E+00	1.45E+09
Zn-69m	2.01E+05	3.42E+05	4.05E+04	0.00E+00	1.99E+05	0.00E+00	1.11E+07
Zn-69	3.23E-12	4.67E-12	4.31E-13	0.00E+00	2.83E-12	0.00E+00	2.94E-10
As-76	3.37E+05	9.37E+05	5.43E+06	3.18E+05	1.03E+06	3.18E+05	4.87E+07
Br-82	0.00E+00	0.00E+00	2.91E+07	0.00E+00	0.00E+00	0.00E+00	0.00E+00
Br-83	0.00E+00	0.00E+00	1.20E-01	0.00E+00	0.00E+00	0.00E+00	0.00E+00
Br-84	0.00E+00	0.00E+00	0.00E+00	0.00E+00	0.00E+00	0.00E+00	0.00E+00
Br-85	0.00E+00	0.00E+00	0.00E+00	0.00E+00	0.00E+00	0.00E+00	0.00E+00
Rb-86	0.00E+00	2.26E+09	1.39E+09	0.00E+00	0.00E+00	0.00E+00	1.45E+08
Rb-88	0.00E+00	0.00E+00	0.00E+00	0.00E+00	0.00E+00	0.00E+00	0.00E+00
Rb-89	0.00E+00	0.00E+00	0.00E+00	0.00E+00	0.00E+00	0.00E+00	0.00E+00
Sr-89	2.64E+09	0.00E+00	7.53E+07	0.00E+00	0.00E+00	0.00E+00	1.02E+08
Sr-90	1.39E+11	0.00E+00	2.80E+09	0.00E+00	0.00E+00	0.00E+00	1.24E+09
Sr-91	3.27E+04	0.00E+00	1.24E+03	0.00E+00	0.00E+00	0.00E+00	7.23E+04
Sr-92	5.54E-01	0.00E+00	2.22E-02	0.00E+00	0.00E+00	0.00E+00	1.05E+01
Y-90	8.06E+01	0.00E+00	2.16E+00	0.00E+00	0.00E+00	0.00E+00	2.29E+05
Y-91m	6.95E-20	0.00E+00	0.00E+00	0.00E+00	0.00E+00	0.00E+00	1.36E-16
Y-91	1.67E+04	0.00E+00	4.46E+02	0.00E+00	0.00E+00	0.00E+00	2.22E+06
Y-92	6.40E-05	0.00E+00	1.83E-06	0.00E+00	0.00E+00	0.00E+00	1.85E+00

OFFSITE DOSE CALCULATION MANUAL

TABLE 10-10
 R_{io} , GRASS-COW-MILK PATHWAY DOSE FACTORS – CHILD

NUCLIDE	BONE	LIVER	T. BODY	THYROID	KIDNEY	LUNG	GI-LLI
Y-93	2.65E-01	0.00E+00	7.27E-03	0.00E+00	0.00E+00	0.00E+00	3.95E+03
Zr-95	1.71E+03	3.76E+02	3.34E+02	0.00E+00	5.38E+02	0.00E+00	3.92E+05
Zr-97	4.72E-01	6.83E-02	4.03E-02	0.00E+00	9.80E-02	0.00E+00	1.03E+04
Nb-95	1.05E+05	4.07E+04	2.91E+04	0.00E+00	3.82E+04	0.00E+00	7.53E+07
Nb-97	7.28E-12	1.31E-12	6.14E-13	0.00E+00	1.46E-12	0.00E+00	4.06E-07
Mo-99	0.00E+00	2.04E+07	5.04E+06	0.00E+00	4.35E+07	0.00E+00	1.68E+07
Tc-99m	3.30E+00	6.47E+00	1.07E+02	0.00E+00	9.40E+01	3.29E+00	3.68E+03
Tc-99	1.94E+08	2.16E+08	7.76E+07	0.00E+00	2.54E+09	1.91E+07	2.27E+09
Tc-101	0.00E+00	0.00E+00	0.00E+00	0.00E+00	0.00E+00	0.00E+00	0.00E+00
Ru-103	1.50E+03	0.00E+00	5.77E+02	0.00E+00	3.78E+03	0.00E+00	3.88E+04
Ru-105	9.64E-04	0.00E+00	3.50E-04	0.00E+00	8.47E-03	0.00E+00	6.29E-01
Ru-106	6.59E+04	0.00E+00	8.22E+03	0.00E+00	8.90E+04	0.00E+00	1.02E+06
Rh-105	4.76E+05	2.56E+05	2.19E+05	0.00E+00	1.02E+06	0.00E+00	1.58E+07
Ag-110m	1.45E+08	9.80E+07	7.83E+07	0.00E+00	1.83E+08	0.00E+00	1.17E+10
Sn-113	2.95E+07	6.35E+06	9.71E+07	2.54E+06	6.73E+06	3.18E+06	1.08E+09
Sn-117m	1.33E+07	6.31E+05	2.08E+07	9.97E+04	6.40E+05	1.83E+05	2.41E+08
Sb-122	6.14E+05	3.69E+05	6.81E+06	8.04E+04	2.23E+05	1.05E+05	7.37E+07
Sb-124	4.71E+07	6.11E+05	1.65E+07	1.04E+05	0.00E+00	2.61E+07	2.95E+08
Sb-125	6.56E+07	5.06E+05	1.37E+07	6.08E+04	0.00E+00	3.66E+07	1.57E+08
Te-125m	3.51E+07	9.50E+06	4.67E+06	9.84E+06	0.00E+00	0.00E+00	3.38E+07
Te-127m	1.37E+08	3.69E+07	1.63E+07	3.28E+07	3.91E+08	0.00E+00	1.11E+08
Te-127	7.80E+02	2.10E+02	1.67E+02	5.40E+02	2.22E+03	0.00E+00	3.05E+04
Te-129m	9.39E+07	2.62E+07	1.46E+07	3.03E+07	2.76E+08	0.00E+00	1.15E+08
Te-129	3.38E-10	9.43E-11	8.02E-11	2.41E-10	9.88E-10	0.00E+00	2.10E-08
Te-131m	4.76E+05	1.65E+05	1.75E+05	3.39E+05	1.59E+06	0.00E+00	6.68E+06
Te-131	0.00E+00	0.00E+00	0.00E+00	0.00E+00	0.00E+00	0.00E+00	0.00E+00
Te-132	2.56E+06	1.13E+06	1.37E+06	1.65E+06	1.05E+07	0.00E+00	1.14E+07
I-130	2.17E+05	4.38E+05	2.25E+05	4.82E+07	6.564E+05	0.00E+00	2.05E+05
I-131	1.60E+08	1.61E+08	9.15E+07	5.32E+10	2.64E+08	0.00E+00	1.43E+07
I-132	7.65E-02	1.41E-01	6.46E-02	6.52E+00	2.15E-01	0.00E+00	1.65E-01
I-133	2.15E+06	2.66E+06	1.01E+06	4.94E+08	4.43E+06	0.00E+00	1.07E+06
I-134	1.11E-12	2.06E-12	9.47E-13	4.73E-11	3.15E-12	0.00E+00	1.36E-12
I-135	6.54E+03	1.18E+04	5.57E+03	1.04E+06	1.81E+04	0.00E+00	8.97E+03
Cs-134	1.68E+10	2.75E+10	5.81E+09	0.00E+00	8.53E+09	3.06E+09	1.48E+08
Cs-134m	1.86E-01	2.75E-01	1.79E-01	0.00E+00	1.45E-01	2.39E-02	3.47E-01
Cs-136	2.48E+08	6.80E+08	4.40E+08	0.00E+00	3.62E+08	5.40E+07	2.39E+07
Cs-137	2.59E+10	2.48E+10	3.66E+09	0.00E+00	8.09E+09	2.91E+09	1.55E+08

OFFSITE DOSE CALCULATION MANUAL

TABLE 10-10
 R_{io} , GRASS-COW-MILK PATHWAY DOSE FACTORS – CHILD

NUCLIDE	BONE	LIVER	T. BODY	THYROID	KIDNEY	LUNG	GI-LLI
Cs-138	0.00E+00	0.00E+00	0.00E+00	0.00E+00	0.00E+00	0.00E+00	0.00E+00
Ba-139	6.29E-08	3.36E-11	1.82E-09	0.00E+00	2.93E-11	1.97E-11	3.63E-06
Ba-140	2.86E+07	2.50E+04	1.67E+06	0.00E+00	8.15E+03	1.49E+04	1.45E+07
Ba-141	0.00E+00	0.00E+00	0.00E+00	0.00E+00	0.00E+00	0.00E+00	0.00E+00
Ba-142	0.00E+00	0.00E+00	0.00E+00	0.00E+00	0.00E+00	0.00E+00	0.00E+00
La-140	4.87E+00	1.70E+00	5.73E-01	0.00E+00	0.00E+00	0.00E+00	4.74E+04
La-142	1.02E-11	3.25E-12	1.02E-12	0.00E+00	0.00E+00	0.00E+00	6.43E-07
Ce-141	6.94E+03	3.46E+03	5.14E+02	0.00E+00	1.52E+03	0.00E+00	4.32E+06
Ce-143	4.70E+01	2.55E+04	3.69E+00	0.00E+00	1.07E+01	0.00E+00	3.74E+05
Ce-144	1.09E+06	3.43E+05	5.84E+04	0.00E+00	1.90E+05	0.00E+00	8.94E+07
Pr-143	1.76E+02	5.28E+01	8.73E+00	0.00E+00	2.86E+01	0.00E+00	1.90E+05
Pr-144	0.00E+00	0.00E+00	0.00E+00	0.00E+00	0.00E+00	0.00E+00	0.00E+00
Nd-147	1.08E+02	8.79E+01	6.80E+00	0.00E+00	4.82E+01	0.00E+00	1.39E+05
Eu-152	1.95E+04	3.55E+03	4.22E+03	0.00E+00	1.50E+04	0.00E+00	5.84E+05
W-187	7.28E+03	4.31E+03	1.94E+03	0.00E+00	0.00E+00	0.00E+00	6.06E+05
U-235	1.10E+10	0.00E+00	6.67E+08	0.00E+00	1.81E+09	0.00E+00	2.59E+08
U-238	1.05E+10	0.00E+00	6.25E+08	0.00E+00	1.69E+09	0.00E+00	1.82E+08
Np-239	4.32E+00	3.10E-01	2.18E-01	0.00E+00	8.96E-01	0.00E+00	2.29E+04
Am-241	4.55E+07	2.04E+07	3.25E+06	0.00E+00	1.98E+07	0.00E+00	2.43E+06

OFFSITE DOSE CALCULATION MANUAL

TABLE 10-11
 R_{io} , GRASS-COW-MILK PATHWAY DOSE FACTORS – INFANT{m²-mrem/yr per μ Ci/s (mrem/yr per μ Ci/m³ for ³H and ¹⁴C)}

NUCLIDE	BONE	LIVER	T. BODY	THYROID	KIDNEY	LUNG	GI-LLI
H-3	0.00E+00	1.98E+03	1.98E+03	1.98E+03	1.98E+03	1.98E+03	1.98E+03
C-14	3.23E+06	6.89E+05	6.89E+05	6.89E+05	6.89E+05	6.89E+05	6.89E+05
F-18	1.02E-02	0.00E+00	8.74E-04	0.00E+00	0.00E+00	0.00E+00	2.41E-03
Na-22	2.52E+10	2.52E+10	2.52E+10	2.52E+10	2.52E+10	2.52E+10	2.52E+10
Na-24	3.83E+06	3.83E+06	3.83E+06	3.83E+06	3.83E+06	3.83E+06	3.83E+06
Sc-46	6.49E+02	9.36E+02	2.93E+02	0.00E+00	6.16E+02	0.00E+00	6.11E+05
P-32	4.07E+10	2.40E+09	1.58E+09	0.00E+00	0.00E+00	0.00E+00	5.51E+08
Cr-51	0.00E+00	0.00E+00	4.74E+04	3.09E+04	6.75E+03	6.01E+04	1.38E+06
Mn-54	0.00E+00	2.69E+07	6.10E+06	0.00E+00	5.96E+06	0.00E+00	9.88E+06
Mn-56	0.00E+00	7.96E-03	1.37E-03	0.00E+00	6.84E-03	0.00E+00	7.23E-01
Fe-55	1.00E+08	6.49E+07	1.73E+07	0.00E+00	0.00E+00	3.17E+07	8.24E+06
Fe-59	8.36E+07	1.46E+08	5.76E+07	0.00E+00	0.00E+00	4.32E+07	6.98E+07
Co-57	0.00E+00	6.01E+06	9.77E+06	0.00E+00	0.00E+00	0.00E+00	2.05E+07
Co-58	0.00E+00	1.13E+07	2.82E+07	0.00E+00	0.00E+00	0.00E+00	2.82E+07
Co-60	0.00E+00	6.82E+07	1.61E+08	0.00E+00	0.00E+00	0.00E+00	1.62E+08
Ni-63	2.95E+10	1.82E+09	1.02E+09	0.00E+00	0.00E+00	0.00E+00	9.07E+07
Ni-65	8.75E-01	9.90E-02	4.51E-02	0.00E+00	0.00E+00	0.00E+00	7.54E+00
Cu-64	0.00E+00	4.66E+04	2.16E+04	0.00E+00	7.88E+04	0.00E+00	9.57E+05
Zn-65	4.15E+09	1.42E+10	6.56E+09	0.00E+00	6.90E+09	0.00E+00	1.20E+10
Zn-69m	4.24E+05	8.66E+05	7.89E+04	0.00E+00	3.51E+05	0.00E+00	1.20E+07
Zn-69	6.88E-12	1.24E-11	9.22E-13	0.00E+00	5.15E-12	0.00E+00	1.01E-09
As-76	2.06E+06	5.43E+06	9.37E+06	2.06E+06	5.71E+06	2.06E+06	5.99E+07
Br-82	0.00E+00	0.00E+00	4.90E+07	0.00E+00	0.00E+00	0.00E+00	0.00E+00
Br-83	0.00E+00	0.00E+00	2.55E-01	0.00E+00	0.00E+00	0.00E+00	0.00E+00
Br-84	0.00E+00	0.00E+00	0.00E+00	0.00E+00	0.00E+00	0.00E+00	0.00E+00
Br-85	0.00E+00	0.00E+00	0.00E+00	0.00E+00	0.00E+00	0.00E+00	0.00E+00
Rb-86	0.00E+00	5.72E+09	2.83E+09	0.00E+00	0.00E+00	0.00E+00	1.46E+08
Rb-88	0.00E+00	0.00E+00	0.00E+00	0.00E+00	0.00E+00	0.00E+00	0.00E+00
Rb-89	0.00E+00	0.00E+00	0.00E+00	0.00E+00	0.00E+00	0.00E+00	0.00E+00
Sr-89	5.02E+09	0.00E+00	1.44E+08	0.00E+00	0.00E+00	0.00E+00	1.03E+08
Sr-90	1.54E+11	0.00E+00	3.12E+09	0.00E+00	0.00E+00	0.00E+00	1.26E+09
Sr-91	6.82E+04	0.00E+00	2.47E+03	0.00E+00	0.00E+00	0.00E+00	8.07E+04
Sr-92	1.18E+00	0.00E+00	4.37E-02	0.00E+00	0.00E+00	0.00E+00	1.27E+01
Y-90	1.70E+02	0.00E+00	4.57E+00	0.00E+00	0.00E+00	0.00E+00	2.35E+05
Y-91m	1.47E-19	0.00E+00	0.00E+00	0.00E+00	0.00E+00	0.00E+00	4.91E-16
Y-91	3.13E+04	0.00E+00	8.35E+02	0.00E+00	0.00E+00	0.00E+00	2.25E+06
Y-92	1.36E-04	0.00E+00	3.82E-06	0.00E+00	0.00E+00	0.00E+00	2.59E+00

OFFSITE DOSE CALCULATION MANUAL

TABLE 10-11
 R_{io} , GRASS-COW-MILK PATHWAY DOSE FACTORS – INFANT

NUCLIDE	BONE	LIVER	T. BODY	THYROID	KIDNEY	LUNG	GI-LLI
Y-93	5.64E-01	0.00E+00	1.54E-02	0.00E+00	0.00E+00	0.00E+00	4.46E+03
Zr-95	3.03E+03	7.39E+02	5.24E+02	0.00E+00	7.97E+02	0.00E+00	3.68E+05
Zr-97	1.00E+00	1.72E-01	7.84E-02	0.00E+00	1.73E-01	0.00E+00	1.09E+04
Nb-95	1.95E+05	8.04E+04	4.65E+04	0.00E+00	5.76E+04	0.00E+00	6.79E+07
Nb-97	1.54E-11	3.28E-12	1.18E-12	0.00E+00	2.57E-12	0.00E+00	1.04E-06
Mo-99	0.00E+00	5.21E+07	1.02E+07	0.00E+00	7.78E+07	0.00E+00	1.71E+07
Tc-99m	6.86E+00	1.42E+01	1.82E+02	0.00E+00	1.52E+02	7.32E+00	4.11E+03
Tc-99	3.92E+08	5.29E+08	1.65E+08	0.00E+00	4.46E+09	5.15E+07	2.29E+09
Tc-101	0.00E+00	0.00E+00	0.00E+00	0.00E+00	0.00E+00	0.00E+00	0.00E+00
Ru-103	3.04E+03	0.00E+00	1.02E+03	0.00E+00	6.32E+03	0.00E+00	3.69E+04
Ru-105	2.03E-03	0.00E+00	6.84E-04	0.00E+00	1.49E-02	0.00E+00	8.08E-01
Ru-106	1.36E+05	0.00E+00	1.70E+04	0.00E+00	1.60E+05	0.00E+00	1.03E+06
Rh-105	1.01E+06	6.61E+05	4.44E+05	0.00E+00	1.83E+06	0.00E+00	1.64E+07
Ag-110m	2.68E+08	1.96E+08	1.29E+08	0.00E+00	2.80E+08	0.00E+00	1.01E+10
Sn-113	1.08E+08	2.17E+07	2.91E+08	1.16E+07	2.17E+07	1.46E+07	3.21E+09
Sn-117m	4.73E+07	1.91E+06	6.40E+07	5.40E+05	1.66E+06	7.81E+05	7.31E+08
Sb-122	2.35E+06	1.56E+06	2.01E+07	4.69E+05	7.48E+05	5.36E+05	2.12E+08
Sb-124	9.08E+07	1.34E+06	2.81E+07	2.41E+05	0.00E+00	5.69E+07	2.80E+08
Sb-125	1.13E+08	1.09E+06	2.32E+07	1.41E+05	0.00E+00	7.08E+07	1.50E+08
Te-125m	7.16E+07	2.40E+07	9.69E+06	2.41E+07	0.00E+00	0.00E+00	3.41E+07
Te-127m	2.78E+08	9.21E+07	3.36E+07	8.02E+07	6.84E+08	0.00E+00	1.12E+08
Te-127	1.66E+03	5.55E+02	3.56E+02	1.35E+03	4.04E+03	0.00E+00	3.48E+04
Te-129m	1.93E+08	6.61E+07	2.97E+07	7.41E+07	4.82E+08	0.00E+00	1.15E+08
Te-129	7.16E-10	2.47E-10	1.67E-10	6.00E-10	1.78E-09	0.00E+00	5.72E-08
Te-131m	1.01E+06	4.05E+05	3.34E+05	8.20E+05	2.78E+06	0.00E+00	6.81E+06
Te-131	0.00E+00	0.00E+00	0.00E+00	0.00E+00	0.00E+00	0.00E+00	0.00E+00
Te-132	5.28E+06	2.61E+06	2.44E+06	3.86E+06	1.63E+07	0.00E+00	9.67E+06
I-130	4.45E+05	9.79E+05	3.93E+05	1.10E+08	1.08E+06	0.00E+00	2.10E+05
I-131	3.34E+08	3.94E+08	1.73E+08	1.29E+11	4.60E+08	0.00E+00	1.41E+07
I-132	1.59E-01	3.22E-01	1.15E-01	1.51E+01	3.59E-01	0.00E+00	2.61E-01
I-133	4.54E+06	6.61E+06	1.94E+06	1.20E+09	7.77E+06	0.00E+00	1.12E+06
I-134	2.30E-12	4.71E-12	1.67E-12	1.10E-10	5.26E-10	0.00E+00	4.87E-12
I-135	1.36E+04	2.71E+04	9.87E+03	2.43E+06	3.02E+04	0.00E+00	9.80E+03
Cs-134	2.70E+10	5.04E+10	5.09E+09	0.00E+00	1.30E+10	5.32E+09	1.37E+08
Cs-134m	3.87E-01	6.44E-01	3.25E-01	0.00E+00	2.48E-01	5.72E-02	5.10E-01
Cs-136	4.84E+08	1.42E+09	5.31E+08	0.00E+00	5.67E+08	1.16E+08	2.16E+07
Cs-137	4.14E+10	4.84E+10	3.43E+09	0.00E+00	1.30E+10	5.26E+09	1.51E+08

OFFSITE DOSE CALCULATION MANUAL

TABLE 10-11
 R_{io} , GRASS-COW-MILK PATHWAY DOSE FACTORS – INFANT

NUCLIDE	BONE	LIVER	T. BODY	THYROID	KIDNEY	LUNG	GI-LLI
Cs-138	0.00E+00	0.00E+00	0.00E+00	0.00E+00	0.00E+00	0.00E+00	0.00E+00
Ba-139	1.34E-07	8.87E-11	3.87E-09	0.00E+00	5.33E-11	5.38E-11	8.474E-06
Ba-140	5.88E+07	5.88E+04	3.03E+06	0.00E+00	1.40E+04	3.61E+04	1.44E+07
Ba-141	0.00E+00	0.00E+00	0.00E+00	0.00E+00	0.00E+00	0.00E+00	0.00E+00
Ba-142	0.00E+00	0.00E+00	0.00E+00	0.00E+00	0.00E+00	0.00E+00	0.00E+00
La-140	1.02E+01	4.01E+00	1.03E+00	0.00E+00	0.00E+00	0.00E+00	4.71E+04
La-142	2.14E-11	7.85E-12	1.88E-12	0.00E+00	0.00E+00	0.00E+00	1.33E-06
Ce-141	1.38E+04	8.39E+03	9.87E+02	0.00E+00	2.59E+03	0.00E+00	4.33E+06
Ce-143	9.96E+01	6.61E+04	7.54E+00	0.00E+00	1.92E+01	0.00E+00	3.86E+05
Ce-144	1.57E+06	6.41E+05	8.78E+04	0.00E+00	2.59E+05	0.00E+00	8.99E+07
Pr-143	3.64E+02	1.36E+02	1.80E+01	0.00E+00	5.06E+01	0.00E+00	1.92E+05
Pr-144	0.00E+00	0.00E+00	0.00E+00	0.00E+00	0.00E+00	0.00E+00	0.00E+00
Nd-147	2.15E+02	2.21E+02	1.35E+01	0.00E+00	8.52E+01	0.00E+00	1.40E+05
Eu-152	2.14E+04	5.68E+03	4.79E+03	0.00E+00	1.59E+04	0.00E+00	5.05E+05
W-187	1.53E+04	1.07E+04	3.68E+03	0.00E+00	0.00E+00	0.00E+00	6.27E+05
U-235	1.51E+10	0.00E+00	1.15E+09	0.00E+00	3.20E+09	0.00E+00	2.61E+08
U-238	1.44E+10	0.00E+00	1.07E+09	0.00E+00	2.99E+09	0.00E+00	1.84E+08
Np-239	9.12E+00	8.16E-01	4.61E-01	0.00E+00	1.63E+00	0.00E+00	2.36E+04
Am-241	4.87E+07	2.29E+07	3.47E+06	0.00E+00	2.09E+07	0.00E+00	2.45E+06

OFFSITE DOSE CALCULATION MANUAL

TABLE 10-12
 R_{io} , GRASS-COW-MEAT PATHWAY DOSE FACTORS – ADULT{m²-mrem/yr per μ Ci/s (mrem/yr per μ Ci/m³ for ³H and ¹⁴C)}

NUCLIDE	BONE	LIVER	T. BODY	THYROID	KIDNEY	LUNG	GI-LLI
H-3	0.00E+00	2.69E+02	2.69E+02	2.69E+02	2.69E+02	2.69E+02	2.69E+02
C-14	3.33E+05	6.66E+04	6.66E+04	6.66E+04	6.66E+04	6.66E+04	6.66E+04
F-18	0.00E+00	0.00E+00	0.00E+00	0.00E+00	0.00E+00	0.00E+00	0.00E+00
Na-22	1.10E+09	1.10E+09	1.10E+09	1.10E+09	1.10E+09	1.10E+09	1.10E+09
Na-24	3.22E-04	3.22E-04	3.22E-04	3.22E-04	3.22E-04	3.22E-04	3.22E-04
Sc-46	8.77E+04	1.70E+05	4.95E+04	0.00E+00	1.59E+05	0.00E+00	8.29E+08
P-32	1.18E+09	7.36E+07	4.58E+07	0.00E+00	0.00E+00	0.00E+00	1.33E+08
Cr-51	0.00E+00	0.00E+00	2.07E+03	1.24E+03	4.56E+02	2.75E+03	5.21E+05
Mn-54	0.00E+00	6.33E+06	1.21E+06	0.00E+00	1.88E+06	0.00E+00	1.94E+07
Mn-56	0.00E+00	0.00E+00	0.00E+00	0.00E+00	0.00E+00	0.00E+00	0.00E+00
Fe-55	2.18E+08	1.51E+08	3.51E+07	0.00E+00	0.00E+00	8.41E+07	8.65E+07
Fe-59	9.89E+07	2.33E+08	8.91E+07	0.00E+00	0.00E+00	6.50E+07	7.75E+08
Co-57	0.00E+00	3.78E+06	6.29E+06	0.00E+00	0.00E+00	0.00E+00	9.60E+07
Co-58	0.00E+00	8.51E+06	1.91E+07	0.00E+00	0.00E+00	0.00E+00	1.73E+08
Co-60	0.00E+00	5.82E+07	1.28E+08	0.00E+00	0.00E+00	0.00E+00	1.09E+09
Ni-63	1.59E+10	1.10E+09	5.34E+08	0.00E+00	0.00E+00	0.00E+00	2.30E+08
Ni-65	0.00E+00	0.00E+00	0.00E+00	0.00E+00	0.00E+00	0.00E+00	0.00E+00
Cu-64	0.00E+00	7.00E-08	3.29E-08	0.00E+00	1.77E-07	0.00E+00	5.97E-06
Zn-65	2.66E+08	8.46E+08	3.82E+08	0.00E+00	5.66E+08	0.00E+00	5.33E+08
Zn-69m	4.37E-06	1.05E-05	9.58E-06	0.00E+00	6.34E-06	0.00E+00	6.39E-04
Zn-69	0.00E+00	0.00E+00	0.00E+00	0.00E+00	0.00E+00	0.00E+00	0.00E+00
As-76	1.30E-01	3.78E-01	1.89E+00	1.13E-01	4.61E-01	1.18E-01	1.65E+01
Br-82	0.00E+00	0.00E+00	3.01E+02	0.00E+00	0.00E+00	0.00E+00	3.59E+02
Br-83	0.00E+00	0.00E+00	0.00E+00	0.00E+00	0.00E+00	0.00E+00	0.00E+00
Br-84	0.00E+00	0.00E+00	0.00E+00	0.00E+00	0.00E+00	0.00E+00	0.00E+00
Br-85	0.00E+00	0.00E+00	0.00E+00	0.00E+00	0.00E+00	0.00E+00	0.00E+00
Rb-86	0.00E+00	1.25E+08	5.84E+07	0.00E+00	0.00E+00	0.00E+00	2.47E+07
Rb-88	0.00E+00	0.00E+00	0.00E+00	0.00E+00	0.00E+00	0.00E+00	0.00E+00
Rb-89	0.00E+00	0.00E+00	0.00E+00	0.00E+00	0.00E+00	0.00E+00	0.00E+00
Sr-89	1.20E+08	0.00E+00	3.45E+06	0.00E+00	0.00E+00	0.00E+00	1.93E+07
Sr-90	1.18E+10	0.00E+00	2.37E+08	0.00E+00	0.00E+00	0.00E+00	2.97E+08
Sr-91	3.96E-11	0.00E+00	1.60E-12	0.00E+00	0.00E+00	0.00E+00	1.88E-10
Sr-92	0.00E+00	0.00E+00	0.00E+00	0.00E+00	0.00E+00	0.00E+00	0.00E+00
Y-90	2.70E+01	0.00E+00	7.25E-01	0.00E+00	0.00E+00	0.00E+00	2.86E+05
Y-91m	0.00E+00	0.00E+00	0.00E+00	0.00E+00	0.00E+00	0.00E+00	0.00E+00
Y-91	4.83E+05	0.00E+00	1.29E+04	0.00E+00	0.00E+00	0.00E+00	2.67E+08
Y-92	0.00E+00	0.00E+00	0.00E+00	0.00E+00	0.00E+00	0.00E+00	0.00E+00

OFFSITE DOSE CALCULATION MANUAL

TABLE 10-12
 R_{io} , GRASS-COW-MEAT PATHWAY DOSE FACTORS – ADULT

NUCLIDE	BONE	LIVER	T. BODY	THYROID	KIDNEY	LUNG	GI-LLI
Y-93	1.70E-12	0.00E+00	4.69E-14	0.00E+00	0.00E+00	0.00E+00	5.39E-08
Zr-95	8.35E+05	2.68E+05	1.81E+05	0.00E+00	4.28E+05	0.00E+00	8.49E+08
Zr-97	4.67E-06	9.43E-05	4.31E-07	0.00E+00	1.42E-06	0.00E+00	2.92E-01
Nb-95	7.55E+05	4.20E+05	2.26E+05	0.00E+00	4.15E+05	0.00E+00	2.55E+09
Nb-97	0.00E+00	0.00E+00	0.00E+00	0.00E+00	0.00E+00	0.00E+00	0.00E+00
Mo-99	0.00E+00	2.50E+04	4.76E+03	0.00E+00	5.67E+04	0.00E+00	5.80E+04
Tc-99m	0.00E+00	0.00E+00	3.90E-20	0.00E+00	4.65E-20	0.00E+00	1.81E-18
Tc-99	2.42E+08	3.60E+08	9.71E+07	0.00E+00	4.52E+09	3.05E+07	1.18E+10
Tc-101	0.00E+00	0.00E+00	0.00E+00	0.00E+00	0.00E+00	0.00E+00	0.00E+00
Ru-103	3.68E+07	0.00E+00	1.59E+07	0.00E+00	1.41E+08	0.00E+00	4.30E+09
Ru-105	0.00E+00	0.00E+00	0.00E+00	0.00E+00	0.00E+00	0.00E+00	0.00E+00
Ru-106	2.00E+09	0.00E+00	2.53E+08	0.00E+00	3.86E+09	0.00E+00	1.29E+11
Rh-105	1.19E+00	8.69E-01	5.73E-01	0.00E+00	3.69E+00	0.00E+00	1.38E+02
Ag-110m	4.64E+06	4.30E+06	2.55E+06	0.00E+00	8.44E+06	0.00E+00	1.75E+09
Sn-113	9.30E+07	1.57E+07	2.61E+08	8.22E+06	2.15E+07	9.65E+06	2.86E+09
Sn-117m	1.77E+07	6.08E+05	2.51E+07	1.20E+05	9.20E+05	1.91E+05	2.83E+08
Sb-122	1.82E+03	1.00E+03	1.72E+04	2.12E+02	7.08E+02	2.73E+02	1.82E+05
Sb-124	8.59E+06	1.62E+05	3.40E+06	2.08E+04	0.00E+00	6.69E+06	2.44E+08
Sb-125	1.44E+07	1.61E+05	3.43E+06	1.46E+04	0.00E+00	1.11E+07	1.59E+08
Te-125m	1.71E+08	6.18E+07	2.28E+07	5.13E+07	6.94E+08	0.00E+00	6.81E+08
Te-127m	7.36E+08	2.63E+08	8.96E+07	1.88E+08	2.99E+09	0.00E+00	2.47E+09
Te-127	6.85E-11	2.46E-11	1.48E-11	5.07E-11	2.79E-10	0.00E+00	5.40E-09
Te-129m	3.93E+08	1.46E+08	6.21E+07	1.35E+08	1.64E+09	0.00E+00	1.98E+09
Te-129	0.00E+00	0.00E+00	0.00E+00	0.00E+00	0.00E+00	0.00E+00	0.00E+00
Te-131m	2.84E+02	1.39E+02	1.16E+02	2.20E+02	1.41E+03	0.00E+00	1.38E+04
Te-131	0.00E+00	0.00E+00	0.00E+00	0.00E+00	0.00E+00	0.00E+00	0.00E+00
Te-132	3.33E+05	2.15E+05	2.02E+05	2.38E+05	2.07E+06	0.00E+00	1.02E+07
I-130	1.72E-07	8.02E-07	3.17E-07	6.80E-05	1.25E-06	0.00E+00	6.91E-07
I-131	1.32E+06	1.88E+06	1.08E+06	6.17E+08	3.23E+06	0.00E+00	4.97E+05
I-132	0.00E+00	0.00E+00	0.00E+00	0.00E+00	0.00E+00	0.00E+00	0.00E+00
I-133	4.65E-02	8.09E-02	2.47E-02	1.19E+01	1.41E-01	0.00E+00	7.27E-02
I-134	0.00E+00	0.00E+00	0.00E+00	0.00E+00	0.00E+00	0.00E+00	0.00E+00
I-135	4.29E-18	1.12E-17	4.15E-18	7.41E-16	1.80E-17	0.00E+00	1.27E-17
Cs-134	4.87E+08	1.16E+09	9.48E+08	0.00E+00	3.75E+08	1.25E+08	2.03E+07
Cs-134m	0.00E+00	0.00E+00	0.00E+00	0.00E+00	0.00E+00	0.00E+00	0.00E+00
Cs-136	2.95E+06	1.17E+07	8.39E+06	0.00E+00	6.49E+06	8.89E+05	1.32E+06
Cs-137	7.01E+08	9.59E+08	6.28E+08	0.00E+00	3.26E+08	1.08E+08	1.86E+07

OFFSITE DOSE CALCULATION MANUAL

TABLE 10-12
 R_{io} , GRASS-COW-MEAT PATHWAY DOSE FACTORS – ADULT

NUCLIDE	BONE	LIVER	T. BODY	THYROID	KIDNEY	LUNG	GI-LLI
Cs-138	0.00E+00	0.00E+00	0.00E+00	0.00E+00	0.00E+00	0.00E+00	0.00E+00
Ba-139	0.00E+00	0.00E+00	0.00E+00	0.00E+00	0.00E+00	0.00E+00	0.00E+00
Ba-140	6.99E+06	8.79E+03	4.58E+05	0.00E+00	2.99E+03	5.03E+03	1.44E+07
Ba-141	0.00E+00	0.00E+00	0.00E+00	0.00E+00	0.00E+00	0.00E+00	0.00E+00
Ba-142	0.00E+00	0.00E+00	0.00E+00	0.00E+00	0.00E+00	0.00E+00	0.00E+00
La-140	9.48E-03	4.78E-03	1.26E-03	0.00E+00	0.00E+00	0.00E+00	3.51E+02
La-142	0.00E+00	0.00E+00	0.00E+00	0.00E+00	0.00E+00	0.00E+00	0.00E+00
Ce-141	4.46E+03	3.01E+03	3.42E+02	0.00E+00	1.40E+03	0.00E+00	1.15E+07
Ce-143	5.16E-03	3.81E+00	4.22E-04	0.00E+00	1.68E-03	0.00E+00	1.43E+02
Ce-144	9.82E+05	4.11E+05	5.27E+04	0.00E+00	2.44E+05	0.00E+00	3.32E+08
Pr-143	5.15E+03	2.06E+03	2.55E+02	0.00E+00	1.19E+03	0.00E+00	2.26E+07
Pr-144	0.00E+00	0.00E+00	0.00E+00	0.00E+00	0.00E+00	0.00E+00	0.00E+00
Nd-147	1.73E+03	2.00E+03	1.19E+02	0.00E+00	1.17E+03	0.00E+00	9.58E+06
Eu-152	2.00E+06	4.50E+05	3.95E+05	0.00E+00	2.79E+06	0.00E+00	2.59E+08
W-187	5.49E-03	4.59E-03	1.60E-03	0.00E+00	0.00E+00	0.00E+00	1.50E+00
U-235	5.85E+08	0.00E+00	3.55E+07	0.00E+00	1.37E+08	0.00E+00	5.71E+07
U-238	5.60E+08	0.00E+00	3.32E+07	0.00E+00	1.28E+08	0.00E+00	4.02E+07
Np-239	6.52E-02	6.41E-03	3.54E-03	0.00E+00	2.00E-02	0.00E+00	1.32E+03
Am-241	3.48E+08	1.22E+08	2.30E+07	0.00E+00	1.73E+08	0.00E+00	3.15E+07

OFFSITE DOSE CALCULATION MANUAL

TABLE 10-13
 R_{io} , GRASS-COW-MEAT PATHWAY DOSE FACTORS – TEEN

{m²-mrem/yr per μ Ci/s (mrem/yr per μ Ci/m³ for ³H and ¹⁴C)}

NUCLIDE	BONE	LIVER	T. BODY	THYROID	KIDNEY	LUNG	GI-LLI
H-3	0.00E+00	1.60E+02	1.60E+02	1.60E+02	1.60E+02	1.60E+02	1.60E+02
C-14	2.81E+05	5.62E+04	5.62E+04	5.62E+04	5.62E+04	5.62E+04	5.62E+04
F-18	0.00E+00	0.00E+00	0.00E+00	0.00E+00	0.00E+00	0.00E+00	0.00E+00
Na-22	8.73E+08	8.73E+08	8.73E+08	8.73E+08	8.73E+08	8.73E+08	8.73E+08
Na-24	2.58E-04	2.58E-04	2.58E-04	2.58E-04	2.58E-04	2.58E-04	2.58E-04
Sc-46	6.81E+04	1.33E+05	3.93E+04	0.00E+00	1.27E+05	0.00E+00	4.51E+08
P-32	1.00E+09	6.20E+07	3.88E+07	0.00E+00	0.00E+00	0.00E+00	8.41E+07
Cr-51	0.00E+00	0.00E+00	1.66E+03	9.20E+02	3.63E+02	2.37E+03	2.78E+05
Mn-54	0.00E+00	4.83E+06	9.58E+05	0.00E+00	1.44E+06	0.00E+00	9.90E+06
Mn-56	0.00E+00	0.00E+00	0.00E+00	0.00E+00	0.00E+00	0.00E+00	0.00E+00
Fe-55	1.77E+08	1.26E+08	2.93E+07	0.00E+00	0.00E+00	7.97E+07	5.44E+07
Fe-59	7.91E+07	1.85E+08	7.13E+07	0.00E+00	0.00E+00	5.82E+07	4.36E+08
Co-57	0.00E+00	3.04E+06	5.10E+06	0.00E+00	0.00E+00	0.00E+00	5.67E+07
Co-58	0.00E+00	6.56E+06	1.51E+07	0.00E+00	0.00E+00	0.00E+00	9.05E+07
Co-60	0.00E+00	4.51E+07	1.02E+08	0.00E+00	0.00E+00	0.00E+00	5.88E+08
Ni-63	1.28E+10	9.06E+08	4.35E+08	0.00E+00	0.00E+00	0.00E+00	1.44E+08
Ni-65	0.00E+00	0.00E+00	0.00E+00	0.00E+00	0.00E+00	0.00E+00	0.00E+00
Cu-64	0.00E+00	5.71E-08	2.69E-08	0.00E+00	1.45E-07	0.00E+00	4.43E-06
Zn-65	1.87E+08	6.49E+08	3.03E+08	0.00E+00	4.15E+08	0.00E+00	2.75E+08
Zn-69m	3.64E-06	8.59E-06	7.88E-07	0.00E+00	5.22E-06	0.00E+00	4.72E-04
Zn-69	0.00E+00	0.00E+00	0.00E+00	0.00E+00	0.00E+00	0.00E+00	0.00E+00
As-76	9.08E-02	2.86E-01	1.40E+00	8.35E-02	3.35E-01	8.38E-02	1.26E+01
Br-82	0.00E+00	0.00E+00	2.49E+02	0.00E+00	0.00E+00	0.00E+00	0.00E+00
Br-83	0.00E+00	0.00E+00	0.00E+00	0.00E+00	0.00E+00	0.00E+00	0.00E+00
Br-84	0.00E+00	0.00E+00	0.00E+00	0.00E+00	0.00E+00	0.00E+00	0.00E+00
Br-85	0.00E+00	0.00E+00	0.00E+00	0.00E+00	0.00E+00	0.00E+00	0.00E+00
Rb-86	0.00E+00	1.05E+08	4.91E+07	0.00E+00	0.00E+00	0.00E+00	1.55E+07
Rb-88	0.00E+00	0.00E+00	0.00E+00	0.00E+00	0.00E+00	0.00E+00	0.00E+00
Rb-89	0.00E+00	0.00E+00	0.00E+00	0.00E+00	0.00E+00	0.00E+00	0.00E+00
Sr-89	1.01E+08	0.00E+00	2.91E+06	0.00E+00	0.00E+00	0.00E+00	1.21E+07
Sr-90	8.18E+09	0.00E+00	1.64E+08	0.00E+00	0.00E+00	0.00E+00	1.87E+08
Sr-91	3.33E-11	0.00E+00	1.32E-12	0.00E+00	0.00E+00	0.00E+00	1.51E-10
Sr-92	0.00E+00	0.00E+00	0.00E+00	0.00E+00	0.00E+00	0.00E+00	0.00E+00
Y-90	2.27E+01	0.00E+00	6.12E-01	0.00E+00	0.00E+00	0.00E+00	1.88E+05
Y-91m	0.00E+00	0.00E+00	0.00E+00	0.00E+00	0.00E+00	0.00E+00	0.00E+00
Y-91	4.08E+05	0.00E+00	1.09E+04	0.00E+00	0.00E+00	0.00E+00	1.67E+08

OFFSITE DOSE CALCULATION MANUAL

TABLE 10-13
 R_{io} , GRASS-COW-MEAT PATHWAY DOSE FACTORS – TEEN

NUCLIDE	BONE	LIVER	T. BODY	THYROID	KIDNEY	LUNG	GI-LLI
Y-92	0.00E+00	0.00E+00	0.00E+00	0.00E+00	0.00E+00	0.00E+00	0.00E+00
Y-93	1.43E-12	0.00E+00	3.93E-14	0.00E+00	0.00E+00	0.00E+00	4.38E-08
Zr-95	6.69E+05	2.11E+05	1.45E+05	0.00E+00	3.10E+05	0.00E+00	4.87E+08
Zr-97	3.90E-06	7.71E-07	3.55E-07	0.00E+00	1.17E-06	0.00E+00	2.09E-01
Nb-95	5.90E+05	3.27E+05	1.80E+05	0.00E+00	3.17E+05	0.00E+00	1.40E+09
Nb-97	0.00E+00	0.00E+00	0.00E+00	0.00E+00	0.00E+00	0.00E+00	0.00E+00
Mo-99	0.00E+00	2.07E+04	3.94E+03	0.00E+00	4.73E+04	0.00E+00	3.70E+04
Tc-99m	0.00E+00	0.00E+00	3.11E-20	0.00E+00	3.58E-20	0.00E+00	1.58E-18
Tc-99	2.05E+08	3.00E+08	8.19E+07	0.00E+00	3.82E+09	3.11E+07	7.36E+09
Tc-101	0.00E+00	0.00E+00	0.00E+00	0.00E+00	0.00E+00	0.00E+00	0.00E+00
Ru-103	3.00E+07	0.00E+00	1.28E+07	0.00E+00	1.06E+08	0.00E+00	2.51E+09
Ru-105	0.00E+00	0.00E+00	0.00E+00	0.00E+00	0.00E+00	0.00E+00	0.00E+00
Ru-106	1.68E+09	0.00E+00	2.12E+08	0.00E+00	3.24E+09	0.00E+00	8.07E+10
Rh-105	1.00E+00	7.25E-01	4.76E-01	0.00E+00	3.08E+00	0.00E+00	9.23E+01
Ag-110m	3.52E+06	3.33E+06	2.02E+06	0.00E+00	6.34E+06	0.00E+00	9.35E+08
Sn-113	5.92E+07	1.18E+07	1.94E+08	5.71E+06	1.54E+07	6.97E+06	2.09E+09
Sn-117m	1.07E+07	4.60E+05	1.84E+07	8.58E+04	6.48E+05	1.57E+05	2.07E+08
Sb-122	1.13E+03	7.76E+02	1.25E+04	1.55E+02	5.08E+02	2.09E+02	1.31E+05
Sb-124	7.01E+06	1.29E+05	2.74E+06	1.59E+04	0.00E+00	6.13E+06	1.41E+08
Sb-125	1.18E+07	1.29E+05	2.76E+06	1.13E+04	0.00E+00	1.04E+07	9.18E+07
Te-125m	1.44E+08	5.19E+07	1.93E+07	4.02E+07	0.00E+00	0.00E+00	4.25E+08
Te-127m	6.21E+08	2.20E+08	7.38E+07	1.48E+08	2.52E+09	0.00E+00	1.55E+09
Te-127	5.81E-11	2.06E-11	1.25E-11	4.01E-11	2.35E-10	0.00E+00	4.49E-09
Te-129m	3.29E+08	1.22E+08	5.21E+07	1.07E+08	1.38E+09	0.00E+00	1.23E+09
Te-129	0.00E+00	0.00E+00	0.00E+00	0.00E+00	0.00E+00	0.00E+00	0.00E+00
Te-131m	2.37E+02	1.14E+02	9.48E+01	1.71E+02	1.19E+03	0.00E+00	9.12E+03
Te-131	0.00E+00	0.00E+00	0.00E+00	0.00E+00	0.00E+00	0.00E+00	0.00E+00
Te-132	2.72E+05	1.72E+05	1.62E+05	1.82E+05	1.65E+06	0.00E+00	5.46E+06
I-130	2.19E-07	6.33E-07	2.53E-07	5.16E-05	9.76E-07	0.00E+00	4.87E-07
I-131	1.09E+06	1.53E+06	8.23E+05	4.47E+08	2.64E+06	0.00E+00	3.03E+05
I-132	0.00E+00	0.00E+00	0.00E+00	0.00E+00	0.00E+00	0.00E+00	0.00E+00
I-133	3.89E-02	6.60E-02	2.01E-02	9.21E+00	1.16E-01	0.00E+00	4.99E-02
I-134	0.00E+00	0.00E+00	0.00E+00	0.00E+00	0.00E+00	0.00E+00	0.00E+00
I-135	3.49E-18	8.99E-18	3.33E-18	5.78E-16	1.42E-17	0.00E+00	9.96E-18
Cs-134	3.87E+08	9.12E+08	4.23E+08	0.00E+00	2.90E+08	1.11E+08	1.13E+07
Cs-134m	0.00E+00	0.00E+00	0.00E+00	0.00E+00	0.00E+00	0.00E+00	0.00E+00
Cs-136	2.30E+06	9.06E+06	6.08E+06	0.00E+00	4.93E+06	7.77E+05	7.29E+05
Cs-137	5.82E+08	7.75E+08	2.70E+08	0.00E+00	2.64E+08	1.02E+08	1.10E+07

OFFSITE DOSE CALCULATION MANUAL

TABLE 10-13
 R_{io} , GRASS-COW-MEAT PATHWAY DOSE FACTORS – TEEN

NUCLIDE	BONE	LIVER	T. BODY	THYROID	KIDNEY	LUNG	GI-LLI
Cs-138	0.00E+00	0.00E+00	0.00E+00	0.00E+00	0.00E+00	0.00E+00	0.00E+00
Ba-139	0.00E+00	0.00E+00	0.00E+00	0.00E+00	0.00E+00	0.00E+00	0.00E+00
Ba-140	5.78E+06	7.09E+03	3.73E+05	0.00E+00	2.40E+03	4.76E+03	8.92E+06
Ba-141	0.00E+00	0.00E+00	0.00E+00	0.00E+00	0.00E+00	0.00E+00	0.00E+00
Ba-142	0.00E+00	0.00E+00	0.00E+00	0.00E+00	0.00E+00	0.00E+00	0.00E+00
La-140	7.79E-03	3.83E-03	1.02E-03	0.00E+00	0.00E+00	0.00E+00	2.20E+02
La-142	0.00E+00	0.00E+00	0.00E+00	0.00E+00	0.00E+00	0.00E+00	0.00E+00
Ce-141	3.74E+03	2.50E+03	2.87E+02	0.00E+00	1.18E+03	0.00E+00	7.15E+06
Ce-143	4.34E-03	3.16E+00	3.53E-04	0.00E+00	1.42E-03	0.00E+00	9.50E+01
Ce-144	8.28E+05	3.43E+05	4.45E+04	0.00E+00	2.05E+05	0.00E+00	2.08E+08
Pr-143	4.33E+03	1.73E+03	2.16E+02	0.00E+00	1.01E+03	0.00E+00	1.43E+07
Pr-144	0.00E+00	0.00E+00	0.00E+00	0.00E+00	0.00E+00	0.00E+00	0.00E+00
Nd-147	1.52E+03	1.65E+03	9.91E+01	0.00E+00	9.72E+02	0.00E+00	5.97E+06
Eu-152	1.47E+06	3.53E+05	3.11E+05	0.00E+00	1.64E+06	0.00E+00	1.30E+08
W-187	4.60E-03	3.75E-03	1.31E-03	0.00E+00	0.00E+00	0.00E+00	1.01E+00
U-235	4.92E+08	0.00E+00	3.00E+07	0.00E+00	1.15E+08	0.00E+00	3.57E+07
U-238	4.71E+08	0.00E+00	2.80E+07	0.00E+00	1.08E+08	0.00E+00	2.52E+07
Np-239	5.70E-02	5.38E-03	2.99E-03	0.00E+00	1.69E-02	0.00E+00	8.65E+02
Am-241	2.16E+08	8.26E+07	1.44E+07	0.00E+00	1.08E+08	0.00E+00	1.97E+07

OFFSITE DOSE CALCULATION MANUAL

TABLE 10-14
 R_{io} , GRASS-COW-MEAT PATHWAY DOSE FACTORS – CHILD{m²-mrem/yr per μ Ci/s (mrem/yr per μ Ci/m³ for ³H-3 and ¹⁴C)}

NUCLIDE	BONE	LIVER	T. BODY	THYROID	KIDNEY	LUNG	GI-LLI
H-3	0.00E+00	1.94E+02	1.94E+02	1.94E+02	1.94E+02	1.94E+02	1.94E+02
C-14	5.29E+05	1.06E+05	1.06E+05	1.06E+05	1.06E+05	1.06E+05	1.06E+05
F-18	0.00E+00	0.00E+00	0.00E+00	0.00E+00	0.00E+00	0.00E+00	0.00E+00
Na-22	1.38E+09	1.38E+09	1.38E+09	1.38E+09	1.38E+09	1.38E+09	1.38E+09
Na-24	4.10E-04	4.10E-04	4.10E-04	4.10E-04	4.10E-04	4.10E-04	4.10E-04
Sc-46	1.17E+05	1.60E+05	6.17E+04	0.00E+00	1.42E+05	0.00E+00	2.34E+08
P-32	1.89E+09	8.83E+07	7.27E+07	0.00E+00	0.00E+00	0.00E+00	5.21E+07
Cr-51	0.00E+00	0.00E+00	2.58E+03	1.43E+03	3.92E+02	2.62E+03	1.37E+05
Mn-54	0.00E+00	5.52E+06	1.47E+06	0.00E+00	1.55E+06	0.00E+00	4.64E+06
Mn-56	0.00E+00	0.00E+00	0.00E+00	0.00E+00	0.00E+00	0.00E+00	0.00E+00
Fe-55	3.40E+08	1.80E+08	5.59E+07	0.00E+00	0.00E+00	1.02E+08	3.34E+07
Fe-59	1.40E+08	2.27E+08	1.13E+08	0.00E+00	0.00E+00	6.58E+07	2.36E+08
Co-57	0.00E+00	3.97E+06	8.04E+06	0.00E+00	0.00E+00	0.00E+00	3.26E+07
Co-58	0.00E+00	7.67E+06	2.35E+07	0.00E+00	0.00E+00	0.00E+00	4.47E+07
Co-60	0.00E+00	5.36E+07	1.58E+08	0.00E+00	0.00E+00	0.00E+00	2.97E+08
Ni-63	2.46E+10	1.32E+09	8.36E+08	0.00E+00	0.00E+00	0.00E+00	8.86E+07
Ni-65	0.00E+00	0.00E+00	0.00E+00	0.00E+00	0.00E+00	0.00E+00	0.00E+00
Cu-64	0.00E+00	7.68E-08	4.64E-08	0.00E+00	1.86E-07	0.00E+00	3.60E-06
Zn-65	2.80E+08	7.47E+08	4.65E+08	0.00E+00	4.71E+08	0.00E+00	1.31E+08
Zn-69m	6.80E-06	1.16E-05	1.37E-06	0.00E+00	6.73E-06	0.00E+00	3.77E-04
Zn-69	0.00E+00	0.00E+00	0.00E+00	0.00E+00	0.00E+00	0.00E+00	0.00E+00
As-76	1.59E-01	4.41E-01	2.56E+00	1.50E-01	4.85E-01	1.50E-01	2.29E+01
Br-82	0.00E+00	0.00E+00	3.90E+02	0.00E+00	0.00E+00	0.00E+00	0.00E+00
Br-83	0.00E+00	0.00E+00	0.00E+00	0.00E+00	0.00E+00	0.00E+00	0.00E+00
Br-84	0.00E+00	0.00E+00	0.00E+00	0.00E+00	0.00E+00	0.00E+00	0.00E+00
Br-85	0.00E+00	0.00E+00	0.00E+00	0.00E+00	0.00E+00	0.00E+00	0.00E+00
Rb-86	0.00E+00	1.48E+08	9.12E+07	0.00E+00	0.00E+00	0.00E+00	9.54E+06
Rb-88	0.00E+00	0.00E+00	0.00E+00	0.00E+00	0.00E+00	0.00E+00	0.00E+00
Rb-89	0.00E+00	0.00E+00	0.00E+00	0.00E+00	0.00E+00	0.00E+00	0.00E+00
Sr-89	1.92E+08	0.00E+00	5.48E+06	0.00E+00	0.00E+00	0.00E+00	7.43E+06
Sr-90	1.29E+10	0.00E+00	2.60E+08	0.00E+00	0.00E+00	0.00E+00	1.16E+08
Sr-91	6.24E-11	0.00E+00	2.36E-12	0.00E+00	0.00E+00	0.00E+00	1.38E-10
Sr-92	0.00E+00	0.00E+00	0.00E+00	0.00E+00	0.00E+00	0.00E+00	0.00E+00
Y-90	4.30E+01	0.00E+00	1.15E+00	0.00E+00	0.00E+00	0.00E+00	1.22E+05
Y-91m	0.00E+00	0.00E+00	0.00E+00	0.00E+00	0.00E+00	0.00E+00	0.00E+00
Y-91	7.71E+05	0.00E+00	2.06E+04	0.00E+00	0.00E+00	0.00E+00	1.03E+08

OFFSITE DOSE CALCULATION MANUAL

TABLE 10-14
 R_{io} , GRASS-COW-MEAT PATHWAY DOSE FACTORS – CHILD

NUCLIDE	BONE	LIVER	T. BODY	THYROID	KIDNEY	LUNG	GI-LLI
Y-92	0.00E+00	0.00E+00	0.00E+00	0.00E+00	0.00E+00	0.00E+00	0.00E+00
Y-93	2.69E-12	0.00E+00	7.39E-14	0.00E+00	0.00E+00	0.00E+00	4.02E-08
Zr-95	1.19E+06	2.61E+05	2.32E+05	0.00E+00	3.74E+05	0.00E+00	2.72E+08
Zr-97	7.25E-06	1.05E-06	6.18E-07	0.00E+00	1.50E-06	0.00E+00	1.59E-01
Nb-95	1.02E+06	3.97E+05	2.83E+05	0.00E+00	3.73E+05	0.00E+00	7.33E+08
Nb-97	0.00E+00	0.00E+00	0.00E+00	0.00E+00	0.00E+00	0.00E+00	0.00E+00
Mo-99	0.00E+00	2.88E+04	7.12E+03	0.00E+00	6.14E+04	0.00E+00	2.38E+04
Tc-99m	0.00E+00	0.00E+00	4.91E-20	0.00E+00	4.30E-20	0.00E+00	1.68E-18
Tc-99	3.86E+08	4.29E+08	1.54E+08	0.00E+00	5.06E+09	3.80E+07	4.50E+09
Tc-101	0.00E+00	0.00E+00	0.00E+00	0.00E+00	0.00E+00	0.00E+00	0.00E+00
Ru-103	5.43E+07	0.00E+00	2.09E+07	0.00E+00	1.37E+08	0.00E+00	1.40E+09
Ru-105	0.00E+00	0.00E+00	0.00E+00	0.00E+00	0.00E+00	0.00E+00	0.00E+00
Ru-106	3.17E+09	0.00E+00	3.95E+08	0.00E+00	4.28E+09	0.00E+00	4.93E+10
Rh-105	1.88E+00	1.01E+00	8.64E-01	0.00E+00	4.03E+00	0.00E+00	6.26E+01
Ag-110m	5.83E+06	3.94E+06	3.15E+06	0.00E+00	7.33E+06	0.00E+00	4.68E+08
Sn-113	1.05E+08	2.27E+07	3.47E+08	9.06E+06	2.40E+07	1.13E+07	3.87E+09
Sn-117m	2.11E+07	1.00E+06	3.30E+07	1.58E+05	1.02E+06	2.90E+05	3.83E+08
Sb-122	2.07E+03	1.24E+03	2.30E+04	2.71E+02	7.54E+02	3.54E+02	2.49E+05
Sb-124	1.27E+07	1.65E+05	4.45E+06	2.80E+04	0.00E+00	7.04E+06	7.93E+07
Sb-125	2.15E+07	1.66E+05	4.50E+06	1.99E+04	0.00E+00	1.20E+07	5.13E+07
Te-125m	2.70E+08	7.33E+07	3.61E+07	7.59E+07	0.00E+00	0.00E+00	2.61E+08
Te-127m	1.17E+09	3.15E+08	1.39E+08	2.84E+08	3.34E+09	0.00E+00	9.48E+08
Te-127	1.09E-10	2.95E-11	2.34E-11	7.56E-11	3.11E-10	0.00E+00	4.27E-09
Te-129m	6.20E+08	1.73E+08	9.62E+07	2.00E+08	1.82E+09	0.00E+00	7.56E+08
Te-129	0.00E+00	0.00E+00	0.00E+00	0.00E+00	0.00E+00	0.00E+00	0.00E+00
Te-131m	4.41E+02	1.53E+02	1.62E+02	3.14E+02	1.48E+03	0.00E+00	6.19E+03
Te-131	0.00E+00	0.00E+00	0.00E+00	0.00E+00	0.00E+00	0.00E+00	0.00E+00
Te-132	4.97E+05	2.20E+05	2.66E+05	3.20E+05	2.04E+06	0.00E+00	2.21E+06
I-130	3.91E-07	7.91E-07	4.08E-07	8.71E-05	1.18E-06	0.00E+00	3.70E-07
I-131	2.03E+06	2.04E+06	1.16E+06	6.75E+08	3.35E+06	0.00E+00	1.82E+05
I-132	0.00E+00	0.00E+00	0.00E+00	0.00E+00	0.00E+00	0.00E+00	0.00E+00
I-133	7.23E-02	8.94E-02	3.38E-02	1.66E+01	1.49E-01	0.00E+00	3.60E-02
I-134	0.00E+00	0.00E+00	0.00E+00	0.00E+00	0.00E+00	0.00E+00	0.00E+00
I-135	6.32E-18	1.14E-17	5.38E-18	1.01E-15	1.74E-17	0.00E+00	8.67E-18
Cs-134	6.83E+08	1.12E+09	2.36E+08	0.00E+00	3.47E+08	1.25E+08	6.04E+06
Cs-134m	0.00E+00	0.00E+00	0.00E+00	0.00E+00	0.00E+00	0.00E+00	0.00E+00
Cs-136	3.97E+06	1.09E+07	7.07E+06	0.00E+00	5.82E+06	8.67E+05	3.84E+05

OFFSITE DOSE CALCULATION MANUAL

TABLE 10-14
 R_{io} , GRASS-COW-MEAT PATHWAY DOSE FACTORS – CHILD

NUCLIDE	BONE	LIVER	T. BODY	THYROID	KIDNEY	LUNG	GI-LLI
Cs-137	1.07E+09	1.03E+09	1.52E+08	0.00E+00	3.34E+08	1.20E+08	6.43E+06
Cs-138	0.00E+00	0.00E+00	0.00E+00	0.00E+00	0.00E+00	0.00E+00	0.00E+00
Ba-139	0.00E+00	0.00E+00	0.00E+00	0.00E+00	0.00E+00	0.00E+00	0.00E+00
Ba-140	1.07E+07	9.35E+03	6.23E+05	0.00E+00	3.04E+03	5.57E+03	5.41E+06
Ba-141	0.00E+00	0.00E+00	0.00E+00	0.00E+00	0.00E+00	0.00E+00	0.00E+00
Ba-142	0.00E+00	0.00E+00	0.00E+00	0.00E+00	0.00E+00	0.00E+00	0.00E+00
La-140	1.43E-02	4.99E-03	1.68E-03	0.00E+00	0.00E+00	0.00E+00	1.39E+02
La-142	0.00E+00	0.00E+00	0.00E+00	0.00E+00	0.00E+00	0.00E+00	0.00E+00
Ce-141	7.04E+03	3.51E+03	5.22E+02	0.00E+00	1.54E+03	0.00E+00	4.38E+06
Ce-143	8.15E-03	4.42E+00	6.40E-04	0.00E+00	1.85E-03	0.00E+00	6.47E+01
Ce-144	1.56E+06	4.89E+05	8.33E+04	0.00E+00	2.71E+05	0.00E+00	1.28E+08
Pr-143	8.20E+03	2.46E+03	4.07E+02	0.00E+00	1.33E+03	0.00E+00	8.84E+06
Pr-144	0.00E+00	0.00E+00	0.00E+00	0.00E+00	0.00E+00	0.00E+00	0.00E+00
Nd-147	2.86E+03	2.31E+03	1.79E+02	0.00E+00	1.27E+03	0.00E+00	3.66E+06
Eu-152	2.32E+06	4.23E+05	5.02E+05	0.00E+00	1.79E+06	0.00E+00	6.95E+07
W-187	8.52E-03	5.04E-03	2.26E-03	0.00E+00	0.00E+00	0.00E+00	7.09E-01
U-235	9.31E+08	0.00E+00	5.64E+07	0.00E+00	1.53E+08	0.00E+00	2.19E+07
U-238	8.90E+08	0.00E+00	5.28E+07	0.00E+00	1.43E+08	0.00E+00	1.54E+07
Np-239	1.07E-01	7.70E-03	5.41E-03	0.00E+00	2.23E-02	0.00E+00	5.70E+02
Am-241	2.26E+08	1.01E+08	1.61E+07	0.00E+00	9.86E+07	0.00E+00	1.21E+07

OFFSITE DOSE CALCULATION MANUAL

TABLE 10-15
 R_{io} , PRODUCE PATHWAY DOSE FACTORS – ADULT{m²-mrem/yr per μ Ci/s (mrem/yr per μ Ci/m³ for ³H-3 and ¹⁴C)}

NUCLIDE	BONE	LIVER	T. BODY	THYROID	KIDNEY	LUNG	GI-LLI
H-3	0.00E+00	1.60E+03	1.60E+03	1.60E+03	1.60E+03	1.60E+03	1.60E+03
C-14	7.72E+05	1.54E+05	1.54E+05	1.54E+05	1.54E+05	1.54E+05	1.54E+05
F-18	0.00E+00	0.00E+00	0.00E+00	0.00E+00	0.00E+00	0.00E+00	0.00E+00
Na-22	1.24E+09	1.24E+09	1.24E+09	1.24E+09	1.24E+09	1.24E+09	1.24E+09
Na-24	0.00E+00	0.00E+00	0.00E+00	0.00E+00	0.00E+00	0.00E+00	0.00E+00
Sc-46	1.92E+05	3.73E+05	1.08E+05	0.00E+00	3.48E+05	0.00E+00	1.82E+09
P-32	3.98E+08	2.48E+07	1.54E+07	0.00E+00	0.00E+00	0.00E+00	4.48E+07
Cr-51	0.00E+00	0.00E+00	2.69E+04	1.60E+04	5.92E+03	3.56E+04	6.75E+06
Mn-54	0.00E+00	2.60E+08	4.95E+07	0.00E+00	7.73E+07	0.00E+00	7.95E+08
Mn-56	0.00E+00	0.00E+00	0.00E+00	0.00E+00	0.00E+00	0.00E+00	0.00E+00
Fe-55	1.71E+08	1.18E+08	2.75E+07	0.00E+00	0.00E+00	6.59E+07	6.78E+07
Fe-59	8.77E+07	2.06E+08	7.90E+07	0.00E+00	0.00E+00	5.76E+07	6.87E+08
Co-57	0.00E+00	9.50E+06	1.58E+07	0.00E+00	0.00E+00	0.00E+00	2.41E+08
Co-58	0.00E+00	2.32E+07	5.21E+07	0.00E+00	0.00E+00	0.00E+00	4.71E+08
Co-60	0.00E+00	1.43E+08	3.15E+08	0.00E+00	0.00E+00	0.00E+00	2.68E+09
Ni-63	1.03E+10	7.15E+08	3.46E+08	0.00E+00	0.00E+00	0.00E+00	1.49E+08
Ni-65	0.00E+00	0.00E+00	0.00E+00	0.00E+00	0.00E+00	0.00E+00	0.00E+00
Cu-64	0.00E+00	0.00E+00	0.00E+00	0.00E+00	0.00E+00	0.00E+00	0.00E+00
Zn-65	3.36E+08	1.07E+09	4.84E+08	0.00E+00	7.16E+08	0.00E+00	6.74E+08
Zn-69m	0.00E+00	0.00E+00	0.00E+00	0.00E+00	0.00E+00	0.00E+00	0.00E+00
Zn-69	0.00E+00	0.00E+00	0.00E+00	0.00E+00	0.00E+00	0.00E+00	0.00E+00
As-76	6.72E-11	1.96E-10	9.78E-10	5.87E-11	2.38E-10	6.11E-11	8.56E-09
Br-82	0.00E+00	0.00E+00	8.08E-06	0.00E+00	0.00E+00	0.00E+00	9.26E-06
Br-83	0.00E+00	0.00E+00	0.00E+00	0.00E+00	0.00E+00	0.00E+00	0.00E+00
Br-84	0.00E+00	0.00E+00	0.00E+00	0.00E+00	0.00E+00	0.00E+00	0.00E+00
Br-85	0.00E+00	0.00E+00	0.00E+00	0.00E+00	0.00E+00	0.00E+00	0.00E+00
Rb-86	0.00E+00	9.00E+07	4.19E+07	0.00E+00	0.00E+00	0.00E+00	1.77E+07
Rb-88	0.00E+00	0.00E+00	0.00E+00	0.00E+00	0.00E+00	0.00E+00	0.00E+00
Rb-89	0.00E+00	0.00E+00	0.00E+00	0.00E+00	0.00E+00	0.00E+00	0.00E+00
Sr-89	7.16E+09	0.00E+00	2.06E+08	0.00E+00	0.00E+00	0.00E+00	1.15E+09
Sr-90	6.64E+11	0.00E+00	1.33E+10	0.00E+00	0.00E+00	0.00E+00	1.67E+10
Sr-91	0.00E+00	0.00E+00	0.00E+00	0.00E+00	0.00E+00	0.00E+00	0.00E+00
Sr-92	0.00E+00	0.00E+00	0.00E+00	0.00E+00	0.00E+00	0.00E+00	0.00E+00
Y-90	1.83E-02	0.00E+00	4.90E-04	0.00E+00	0.00E+00	0.00E+00	1.94E+02
Y-91m	0.00E+00	0.00E+00	0.00E+00	0.00E+00	0.00E+00	0.00E+00	0.00E+00
Y-91	3.76E+06	0.00E+00	1.01E+05	0.00E+00	0.00E+00	0.00E+00	2.07E+09
Y-92	0.00E+00	0.00E+00	0.00E+00	0.00E+00	0.00E+00	0.00E+00	0.00E+00

OFFSITE DOSE CALCULATION MANUAL

TABLE 10-15
 R_{io} , PRODUCE PATHWAY DOSE FACTORS – ADULT

NUCLIDE	BONE	LIVER	T. BODY	THYROID	KIDNEY	LUNG	GI-LLI
Y-93	0.00E+00	0.00E+00	0.00E+00	0.00E+00	0.00E+00	0.00E+00	0.00E+00
Zr-95	8.75E+05	2.80E+05	1.90E+05	0.00E+00	4.40E+05	0.00E+00	8.89E+08
Zr-97	0.00E+00	0.00E+00	0.00E+00	0.00E+00	0.00E+00	0.00E+00	5.43E-18
Nb-95	9.19E+04	5.11E+04	2.75E+04	0.00E+00	5.06E+04	0.00E+00	3.10E+08
Nb-97	0.00E+00	0.00E+00	0.00E+00	0.00E+00	0.00E+00	0.00E+00	0.00E+00
Mo-99	0.00E+00	1.31E+01	2.49E+00	0.00E+00	2.97E+01	0.00E+00	3.03E+01
Tc-99m	0.00E+00	0.00E+00	0.00E+00	0.00E+00	0.00E+00	0.00E+00	0.00E+00
Tc-99	3.25E+07	4.84E+07	1.31E+07	0.00E+00	6.09E+08	4.11E+06	1.58E+09
Tc-101	0.00E+00	0.00E+00	0.00E+00	0.00E+00	0.00E+00	0.00E+00	0.00E+00
Ru-103	3.23E+06	0.00E+00	1.39E+06	0.00E+00	1.23E+07	0.00E+00	3.77E+08
Ru-105	0.00E+00	0.00E+00	0.00E+00	0.00E+00	0.00E+00	0.00E+00	0.00E+00
Ru-106	1.65E+08	0.00E+00	2.09E+07	0.00E+00	3.19E+08	0.00E+00	1.07E+10
Rh-105	7.23E-07	5.29E-07	3.48E-07	0.00E+00	2.25E-06	0.00E+00	8.42E-05
Ag-110m	9.51E+06	8.79E+06	5.22E+06	0.00E+00	1.73E+07	0.00E+00	3.59E+09
Sn-113	3.98E+07	6.74E+06	1.12E+08	3.52E+06	9.19E+06	4.14E+06	1.23E+09
Sn-117m	2.95E+06	1.00E+05	4.19E+06	2.01E+04	1.53E+05	3.19E+04	4.72E+07
Sb-122	1.71E+00	9.42E-01	1.62E+01	2.00E-01	6.66E-01	2.57E-01	1.71E+02
Sb-124	7.67E+07	1.45E+06	3.04E+07	1.86E+05	0.00E+00	5.97E+07	2.18E+09
Sb-125	1.15E+08	1.28E+06	2.73E+07	1.17E+05	0.00E+00	8.86E+07	1.26E+09
Te-125m	9.11E+07	3.30E+07	1.22E+07	2.74E+07	3.71E+08	0.00E+00	3.64E+08
Te-127m	4.07E+08	1.46E+08	4.96E+07	1.04E+08	1.65E+09	0.00E+00	1.37E+09
Te-127	0.00E+00	0.00E+00	0.00E+00	0.00E+00	0.00E+00	0.00E+00	0.00E+00
Te-129m	1.90E+08	7.08E+07	3.01E+07	6.52E+07	7.93E+08	0.00E+00	9.56E+08
Te-129	0.00E+00	0.00E+00	0.00E+00	0.00E+00	0.00E+00	0.00E+00	0.00E+00
Te-131m	4.64E-07	2.27E-07	1.89E-07	3.60E-07	2.30E-06	0.00E+00	2.25E-05
Te-131	0.00E+00	0.00E+00	0.00E+00	0.00E+00	0.00E+00	0.00E+00	0.00E+00
Te-132	7.82E+01	5.06E+01	4.75E+01	5.59E+01	4.87E+02	0.00E+00	2.39E+03
I-130	0.00E+00	0.00E+00	0.00E+00	0.00E+00	0.00E+00	0.00E+00	0.00E+00
I-131	1.46E+06	2.09E+06	1.20E+06	6.86E+08	3.59E+06	0.00E+00	5.52E+05
I-132	0.00E+00	0.00E+00	0.00E+00	0.00E+00	0.00E+00	0.00E+00	0.00E+00
I-133	2.06E-14	3.58E-14	1.09E-14	5.27E-12	6.26E-14	0.00E+00	3.22E-14
I-134	0.00E+00	0.00E+00	0.00E+00	0.00E+00	0.00E+00	0.00E+00	0.00E+00
I-135	0.00E+00	0.00E+00	0.00E+00	0.00E+00	0.00E+00	0.00E+00	0.00E+00
Cs-134	3.88E+09	9.24E+09	7.55E+09	0.00E+00	2.99E+09	9.93E+08	1.62E+08
Cs-134m	0.00E+00	0.00E+00	0.00E+00	0.00E+00	0.00E+00	0.00E+00	0.00E+00
Cs-136	9.22E+06	3.64E+07	2.62E+07	0.00E+00	2.02E+07	2.77E+06	4.13E+06
Cs-137	5.71E+09	7.81E+09	5.12E+09	0.00E+00	2.65E+09	8.82E+08	1.51E+08

OFFSITE DOSE CALCULATION MANUAL

TABLE 10-15
 R_{io} , PRODUCE PATHWAY DOSE FACTORS – ADULT

NUCLIDE	BONE	LIVER	T. BODY	THYROID	KIDNEY	LUNG	GI-LLI
Cs-138	0.00E+00	0.00E+00	0.00E+00	0.00E+00	0.00E+00	0.00E+00	0.00E+00
Ba-139	0.00E+00	0.00E+00	0.00E+00	0.00E+00	0.00E+00	0.00E+00	0.00E+00
Ba-140	2.55E+07	3.21E+04	1.67E+06	0.00E+00	1.09E+04	1.84E+04	5.26E+07
Ba-141	0.00E+00	0.00E+00	0.00E+00	0.00E+00	0.00E+00	0.00E+00	0.00E+00
Ba-142	0.00E+00	0.00E+00	0.00E+00	0.00E+00	0.00E+00	0.00E+00	0.00E+00
La-140	3.18E-07	1.60E-07	4.23E-08	0.00E+00	0.00E+00	0.00E+00	1.18E-02
La-142	0.00E+00	0.00E+00	0.00E+00	0.00E+00	0.00E+00	0.00E+00	0.00E+00
Ce-141	1.24E+05	8.37E+04	9.49E+03	0.00E+00	3.89E+04	0.00E+00	3.20E+08
Ce-143	7.79E-10	5.76E-07	6.37E-11	0.00E+00	2.53E-10	0.00E+00	2.15E-05
Ce-144	2.66E+07	1.11E+07	1.43E+06	0.00E+00	6.58E+06	0.00E+00	8.98E+09
Pr-143	1.45E+04	5.83E+03	7.21E+02	0.00E+00	3.37E+03	0.00E+00	6.37E+07
Pr-144	0.00E+00	0.00E+00	0.00E+00	0.00E+00	0.00E+00	0.00E+00	0.00E+00
Nd-147	4.31E+03	4.99E+03	2.98E+02	0.00E+00	2.92E+03	0.00E+00	2.39E+07
Eu-152	1.30E+07	2.93E+06	2.58E+06	0.00E+00	1.82E+07	0.00E+00	1.69E+09
W-187	3.44E-13	2.88E-13	1.01E-13	0.00E+00	0.00E+00	0.00E+00	9.42E-11
U-235	5.40E+10	0.00E+00	3.28E+09	0.00E+00	1.26E+10	0.00E+00	5.26E+09
U-238	5.17E+10	0.00E+00	3.06E+09	0.00E+00	1.18E+10	0.00E+00	3.71E+09
Np-239	2.53E-04	2.49E-05	1.37E-05	0.00E+00	7.76E-05	0.00E+00	5.10E+00
Am-241	5.37E+10	1.89E+10	3.55E+09	0.00E+00	2.67E+10	0.00E+00	4.87E+09

OFFSITE DOSE CALCULATION MANUAL

TABLE 10-16
 R_{io} , PRODUCE PATHWAY DOSE FACTORS – TEEN{m²-mrem/yr per μ Ci/s (mrem/yr per μ Ci/m³ for ³H-3 and ¹⁴C)}

NUCLIDE	BONE	LIVER	T. BODY	THYROID	KIDNEY	LUNG	GI-LLI
H-3	0.00E+00	1.95E+03	1.95E+03	1.95E+03	1.95E+03	1.95E+03	1.95E+03
C-14	1.34E+06	2.67E+05	2.67E+05	2.67E+05	2.67E+05	2.67E+05	2.67E+05
F-18	0.00E+00	0.00E+00	0.00E+00	0.00E+00	0.00E+00	0.00E+00	0.00E+00
Na-22	2.02E+09	2.02E+09	2.02E+09	2.02E+09	2.02E+09	2.02E+09	2.02E+09
Na-24	0.00E+00	0.00E+00	0.00E+00	0.00E+00	0.00E+00	0.00E+00	0.00E+00
Sc-46	3.06E+05	5.96E+05	1.77E+05	0.00E+00	5.70E+05	0.00E+00	2.03E+09
P-32	6.90E+08	4.27E+07	2.67E+07	0.00E+00	0.00E+00	0.00E+00	5.80E+07
Cr-51	0.00E+00	0.00E+00	4.40E+04	2.45E+04	9.65E+03	6.29E+04	7.40E+06
Mn-54	0.00E+00	4.06E+08	8.05E+07	0.00E+00	1.21E+08	0.00E+00	8.33E+08
Mn-56	0.00E+00	0.00E+00	0.00E+00	0.00E+00	0.00E+00	0.00E+00	0.00E+00
Fe-55	2.85E+08	2.02E+08	4.71E+07	0.00E+00	0.00E+00	1.28E+08	8.74E+07
Fe-59	1.44E+08	3.35E+08	1.29E+08	0.00E+00	0.00E+00	1.06E+08	7.93E+08
Co-57	0.00E+00	1.56E+07	2.62E+07	0.00E+00	0.00E+00	0.00E+00	2.92E+08
Co-58	0.00E+00	3.67E+07	8.47E+07	0.00E+00	0.00E+00	0.00E+00	5.06E+08
Co-60	0.00E+00	2.27E+08	5.12E+08	0.00E+00	0.00E+00	0.00E+00	2.96E+09
Ni-63	1.70E+10	1.20E+09	5.77E+08	0.00E+00	0.00E+00	0.00E+00	1.91E+08
Ni-65	0.00E+00	0.00E+00	0.00E+00	0.00E+00	0.00E+00	0.00E+00	0.00E+00
Cu-64	0.00E+00	0.00E+00	0.00E+00	0.00E+00	0.00E+00	0.00E+00	0.00E+00
Zn-65	4.85E+08	1.68E+09	7.86E+08	0.00E+00	1.08E+09	0.00E+00	7.13E+08
Zn-69m	0.00E+00	0.00E+00	0.00E+00	0.00E+00	0.00E+00	0.00E+00	0.00E+00
Zn-69	0.00E+00	0.00E+00	0.00E+00	0.00E+00	0.00E+00	0.00E+00	0.00E+00
As-76	9.62E-11	3.04E-10	1.48E-09	8.88E-11	3.55E-10	8.88E-11	1.33E-08
Br-82	0.00E+00	0.00E+00	1.32E-05	0.00E+00	0.00E+00	0.00E+00	0.00E+00
Br-83	0.00E+00	0.00E+00	0.00E+00	0.00E+00	0.00E+00	0.00E+00	0.00E+00
Br-84	0.00E+00	0.00E+00	0.00E+00	0.00E+00	0.00E+00	0.00E+00	0.00E+00
Br-85	0.00E+00	0.00E+00	0.00E+00	0.00E+00	0.00E+00	0.00E+00	0.00E+00
Rb-86	0.00E+00	1.54E+08	7.24E+07	0.00E+00	0.00E+00	0.00E+00	2.28E+07
Rb-88	0.00E+00	0.00E+00	0.00E+00	0.00E+00	0.00E+00	0.00E+00	0.00E+00
Rb-89	0.00E+00	0.00E+00	0.00E+00	0.00E+00	0.00E+00	0.00E+00	0.00E+00
Sr-89	1.24E+10	0.00E+00	3.55E+08	0.00E+00	0.00E+00	0.00E+00	1.48E+09
Sr-90	9.42E+11	0.00E+00	1.88E+10	0.00E+00	0.00E+00	0.00E+00	2.15E+10
Sr-91	0.00E+00	0.00E+00	0.00E+00	0.00E+00	0.00E+00	0.00E+00	0.00E+00
Sr-92	0.00E+00	0.00E+00	0.00E+00	0.00E+00	0.00E+00	0.00E+00	0.00E+00
Y-90	3.15E-02	0.00E+00	8.49E-04	0.00E+00	0.00E+00	0.00E+00	2.60E+02
Y-91m	0.00E+00	0.00E+00	0.00E+00	0.00E+00	0.00E+00	0.00E+00	0.00E+00
Y-91	6.49E+06	0.00E+00	1.74E+05	0.00E+00	0.00E+00	0.00E+00	2.66E+09
Y-92	0.00E+00	0.00E+00	0.00E+00	0.00E+00	0.00E+00	0.00E+00	0.00E+00

OFFSITE DOSE CALCULATION MANUAL

TABLE 10-16
 R_{io} , PRODUCE PATHWAY DOSE FACTORS – TEEN

NUCLIDE	BONE	LIVER	T. BODY	THYROID	KIDNEY	LUNG	GI-LLI
Y-93	0.00E+00	0.00E+00	0.00E+00	0.00E+00	0.00E+00	0.00E+00	0.00E+00
Zr-95	1.44E+06	4.53E+05	3.12E+05	0.00E+00	6.66E+05	0.00E+00	1.05E+09
Zr-97	0.00E+00	0.00E+00	0.00E+00	0.00E+00	0.00E+00	0.00E+00	7.96E-18
Nb-95	1.47E+05	8.17E+04	4.50E+04	0.00E+00	7.92E+04	0.00E+00	3.49E+08
Nb-97	0.00E+00	0.00E+00	0.00E+00	0.00E+00	0.00E+00	0.00E+00	0.00E+00
Mo-99	0.00E+00	2.22E+01	4.23E+00	0.00E+00	5.08E+01	0.00E+00	3.97E+01
Tc-99m	0.00E+00	0.00E+00	0.00E+00	0.00E+00	0.00E+00	0.00E+00	0.00E+00
Tc-99	5.65E+07	8.29E+07	2.26E+07	0.00E+00	1.05E+09	8.58E+06	2.03E+09
Tc-101	0.00E+00	0.00E+00	0.00E+00	0.00E+00	0.00E+00	0.00E+00	0.00E+00
Ru-103	5.49E+06	0.00E+00	2.31E+06	0.00E+00	1.90E+07	0.00E+00	4.51E+08
Ru-105	0.00E+00	0.00E+00	0.00E+00	0.00E+00	0.00E+00	0.00E+00	0.00E+00
Ru-106	2.86E+08	0.00E+00	3.60E+07	0.00E+00	5.51E+08	0.00E+00	1.37E+10
Rh-105	1.25E-06	9.05E-07	5.94E-07	0.00E+00	3.84E-06	0.00E+00	1.15E-04
Ag-110m	1.48E+07	1.40E+07	8.49E+06	0.00E+00	2.66E+07	0.00E+00	3.92E+09
Sn-113	5.20E+07	1.04E+07	1.71E+08	5.01E+06	1.35E+07	6.12E+06	1.84E+09
Sn-117m	3.65E+06	1.57E+05	6.29E+06	2.93E+04	2.22E+05	5.36E+04	7.08E+07
Sb-122	2.19E+00	1.50E+00	2.42E+01	3.00E-01	9.80E-01	4.04E-01	2.54E+02
Sb-124	1.28E+08	2.37E+06	5.01E+07	2.91E+05	0.00E+00	1.12E+08	2.59E+09
Sb-125	1.93E+08	2.11E+06	4.51E+07	1.84E+05	0.00E+00	1.70E+08	1.50E+09
Te-125m	1.58E+08	5.68E+07	2.11E+07	4.41E+07	0.00E+00	0.00E+00	4.66E+08
Te-127m	7.05E+08	2.50E+08	8.38E+07	1.68E+08	2.86E+09	0.00E+00	1.76E+09
Te-127	0.00E+00	0.00E+00	0.00E+00	0.00E+00	0.00E+00	0.00E+00	0.00E+00
Te-129m	3.26E+08	1.21E+08	5.15E+07	1.05E+08	1.36E+09	0.00E+00	1.22E+09
Te-129	0.00E+00	0.00E+00	0.00E+00	0.00E+00	0.00E+00	0.00E+00	0.00E+00
Te-131m	7.93E-07	3.80E-07	3.17E-07	5.72E-07	3.97E-06	0.00E+00	3.05E-05
Te-131	0.00E+00	0.00E+00	0.00E+00	0.00E+00	0.00E+00	0.00E+00	0.00E+00
Te-132	1.31E+02	8.31E+01	7.82E+01	8.76E+01	7.97E+02	0.00E+00	2.63E+03
I-130	0.00E+00	0.00E+00	0.00E+00	0.00E+00	0.00E+00	0.00E+00	0.00E+00
I-131	2.49E+06	3.49E+06	1.87E+06	1.02E+09	6.01E+06	0.00E+00	6.90E+05
I-132	0.00E+00	0.00E+00	0.00E+00	0.00E+00	0.00E+00	0.00E+00	0.00E+00
I-133	3.53E-14	6.00E-14	1.83E-14	8.37E-12	1.05E-13	0.00E+00	4.54E-14
I-134	0.00E+00	0.00E+00	0.00E+00	0.00E+00	0.00E+00	0.00E+00	0.00E+00
I-135	0.00E+00	0.00E+00	0.00E+00	0.00E+00	0.00E+00	0.00E+00	0.00E+00
Cs-134	6.33E+09	1.49E+10	6.91E+09	0.00E+00	4.74E+09	1.81E+09	1.85E+08
Cs-134m	0.00E+00	0.00E+00	0.00E+00	0.00E+00	0.00E+00	0.00E+00	0.00E+00
Cs-136	1.47E+07	5.80E+07	3.89E+07	0.00E+00	3.16E+07	4.97E+06	4.66E+06
Cs-137	9.73E+09	1.29E+10	4.51E+09	0.00E+00	4.40E+09	1.71E+09	1.84E+08

OFFSITE DOSE CALCULATION MANUAL

TABLE 10-16
 R_{io} , PRODUCE PATHWAY DOSE FACTORS – TEEN

NUCLIDE	BONE	LIVER	T. BODY	THYROID	KIDNEY	LUNG	GI-LLI
Cs-138	0.00E+00	0.00E+00	0.00E+00	0.00E+00	0.00E+00	0.00E+00	0.00E+00
Ba-139	0.00E+00	0.00E+00	0.00E+00	0.00E+00	0.00E+00	0.00E+00	0.00E+00
Ba-140	4.33E+07	5.30E+04	2.79E+06	0.00E+00	1.80E+04	3.57E+04	6.67E+07
Ba-141	0.00E+00	0.00E+00	0.00E+00	0.00E+00	0.00E+00	0.00E+00	0.00E+00
Ba-142	0.00E+00	0.00E+00	0.00E+00	0.00E+00	0.00E+00	0.00E+00	0.00E+00
La-140	5.36E-07	2.63E-07	7.01E-08	0.00E+00	0.00E+00	0.00E+00	1.51E-02
La-142	0.00E+00	0.00E+00	0.00E+00	0.00E+00	0.00E+00	0.00E+00	0.00E+00
Ce-141	2.13E+05	1.42E+05	1.63E+04	0.00E+00	6.70E+04	0.00E+00	4.07E+08
Ce-143	1.34E-09	9.78E-07	1.09E-10	0.00E+00	4.39E-10	0.00E+00	2.94E-05
Ce-144	4.59E+07	1.90E+07	2.47E+06	0.00E+00	1.13E+07	0.00E+00	1.15E+10
Pr-143	2.51E+04	1.00E+04	1.25E+03	0.00E+00	5.82E+03	0.00E+00	8.25E+07
Pr-144	0.00E+00	0.00E+00	0.00E+00	0.00E+00	0.00E+00	0.00E+00	0.00E+00
Nd-147	7.80E+03	8.48E+03	5.08E+02	0.00E+00	4.98E+03	0.00E+00	3.06E+07
Eu-152	1.96E+07	4.72E+06	4.16E+06	0.00E+00	2.19E+07	0.00E+00	1.74E+09
W-187	5.91E-13	4.82E-13	1.69E-13	0.00E+00	0.00E+00	0.00E+00	1.30E-10
U-235	9.31E+10	0.00E+00	5.67E+09	0.00E+00	2.18E+10	0.00E+00	6.76E+09
U-238	8.90E+10	0.00E+00	5.30E+09	0.00E+00	2.04E+10	0.00E+00	4.76E+09
Np-239	4.53E-04	4.27E-05	2.37E-05	0.00E+00	1.34E-04	0.00E+00	6.88E+00
Am-241	6.85E+10	2.62E+10	4.57E+09	0.00E+00	3.43E+10	0.00E+00	6.26E+09

OFFSITE DOSE CALCULATION MANUAL

TABLE 10-17
 R_{io} , PRODUCE PATHWAY DOSE FACTORS – CHILD

{m²-mrem/yr per μ Ci/s (mrem/yr per μ Ci/m³ for ³H-3 and ¹⁴C)}

NUCLIDE	BONE	LIVER	T. BODY	THYROID	KIDNEY	LUNG	GI-LLI
H-3	0.00E+00	3.10E+03	3.10E+03	3.10E+03	3.10E+03	3.10E+03	3.10E+03
C-14	3.29E+06	6.58E+05	6.58E+05	6.58E+05	6.58E+05	6.58E+05	6.58E+05
F-18	0.00E+00	0.00E+00	0.00E+00	0.00E+00	0.00E+00	0.00E+00	0.00E+00
Na-22	4.20E+09	4.20E+09	4.20E+09	4.20E+09	4.20E+09	4.20E+09	4.20E+09
Na-24	0.00E+00	0.00E+00	0.00E+00	0.00E+00	0.00E+00	0.00E+00	0.00E+00
Sc-46	6.87E+05	9.42E+05	3.63E+05	0.00E+00	8.33E+05	0.00E+00	1.38E+09
P-32	1.70E+09	7.96E+07	6.56E+07	0.00E+00	0.00E+00	0.00E+00	4.70E+07
Cr-51	0.00E+00	0.00E+00	8.98E+04	4.99E+04	1.36E+04	9.10E+04	4.76E+06
Mn-54	0.00E+00	6.08E+08	1.62E+08	0.00E+00	1.70E+08	0.00E+00	5.10E+08
Mn-56	0.00E+00	0.00E+00	0.00E+00	0.00E+00	0.00E+00	0.00E+00	0.00E+00
Fe-55	7.15E+08	3.79E+08	1.17E+08	0.00E+00	0.00E+00	2.14E+08	7.02E+07
Fe-59	3.33E+08	5.39E+08	2.69E+08	0.00E+00	0.00E+00	1.56E+08	5.62E+08
Co-57	0.00E+00	2.68E+07	5.42E+07	0.00E+00	0.00E+00	0.00E+00	2.19E+08
Co-58	0.00E+00	5.62E+07	1.72E+08	0.00E+00	0.00E+00	0.00E+00	3.28E+08
Co-60	0.00E+00	3.53E+08	1.04E+09	0.00E+00	0.00E+00	0.00E+00	1.96E+09
Ni-63	4.27E+10	2.29E+09	1.45E+09	0.00E+00	0.00E+00	0.00E+00	1.54E+08
Ni-65	0.00E+00	0.00E+00	0.00E+00	0.00E+00	0.00E+00	0.00E+00	0.00E+00
Cu-64	0.00E+00	0.00E+00	0.00E+00	0.00E+00	0.00E+00	0.00E+00	0.00E+00
Zn-65	9.52E+08	2.54E+09	1.58E+09	0.00E+00	1.60E+09	0.00E+00	4.46E+08
Zn-69m	0.00E+00	0.00E+00	0.00E+00	0.00E+00	0.00E+00	0.00E+00	0.00E+00
Zn-69	0.00E+00	0.00E+00	0.00E+00	0.00E+00	0.00E+00	0.00E+00	0.00E+00
As-76	2.20E-10	6.11E-10	3.54E-09	2.08E-10	6.72E-10	2.08E-10	3.18E-08
Br-82	0.00E+00	0.00E+00	2.70E-05	0.00E+00	0.00E+00	0.00E+00	0.00E+00
Br-83	0.00E+00	0.00E+00	0.00E+00	0.00E+00	0.00E+00	0.00E+00	0.00E+00
Br-84	0.00E+00	0.00E+00	0.00E+00	0.00E+00	0.00E+00	0.00E+00	0.00E+00
Br-85	0.00E+00	0.00E+00	0.00E+00	0.00E+00	0.00E+00	0.00E+00	0.00E+00
Rb-86	0.00E+00	2.86E+08	1.76E+08	0.00E+00	0.00E+00	0.00E+00	1.84E+07
Rb-88	0.00E+00	0.00E+00	0.00E+00	0.00E+00	0.00E+00	0.00E+00	0.00E+00
Rb-89	0.00E+00	0.00E+00	0.00E+00	0.00E+00	0.00E+00	0.00E+00	0.00E+00
Sr-89	3.07E+10	0.00E+00	8.77E+08	0.00E+00	0.00E+00	0.00E+00	1.19E+09
Sr-90	1.95E+12	0.00E+00	3.92E+10	0.00E+00	0.00E+00	0.00E+00	1.74E+10
Sr-91	0.00E+00	0.00E+00	0.00E+00	0.00E+00	0.00E+00	0.00E+00	0.00E+00
Sr-92	0.00E+00	0.00E+00	0.00E+00	0.00E+00	0.00E+00	0.00E+00	0.00E+00
Y-90	7.81E-02	0.00E+00	2.09E-03	0.00E+00	0.00E+00	0.00E+00	2.22E+02
Y-91m	0.00E+00	0.00E+00	0.00E+00	0.00E+00	0.00E+00	0.00E+00	0.00E+00
Y-91	1.61E+07	0.00E+00	4.29E+05	0.00E+00	0.00E+00	0.00E+00	2.14E+09
Y-92	0.00E+00	0.00E+00	0.00E+00	0.00E+00	0.00E+00	0.00E+00	0.00E+00

OFFSITE DOSE CALCULATION MANUAL

TABLE 10-17
 R_{io} , PRODUCE PATHWAY DOSE FACTORS – CHILD

NUCLIDE	BONE	LIVER	T. BODY	THYROID	KIDNEY	LUNG	GI-LLI
Y-93	0.00E+00	0.00E+00	0.00E+00	0.00E+00	0.00E+00	0.00E+00	0.00E+00
Zr-95	3.34E+06	7.34E+05	6.53E+05	0.00E+00	1.05E+06	0.00E+00	7.65E+08
Zr-97	0.00E+00	0.00E+00	0.00E+00	0.00E+00	0.00E+00	0.00E+00	7.92E-18
Nb-95	3.33E+05	1.29E+05	9.25E+04	0.00E+00	1.22E+05	0.00E+00	2.39E+08
Nb-97	0.00E+00	0.00E+00	0.00E+00	0.00E+00	0.00E+00	0.00E+00	0.00E+00
Mo-99	0.00E+00	4.04E+01	9.99E+00	0.00E+00	8.63E+01	0.00E+00	3.34E+01
Tc-99m	0.00E+00	0.00E+00	0.00E+00	0.00E+00	0.00E+00	0.00E+00	0.00E+00
Tc-99	1.39E+08	1.55E+08	5.55E+07	0.00E+00	1.83E+09	1.37E+07	1.63E+09
Tc-101	0.00E+00	0.00E+00	0.00E+00	0.00E+00	0.00E+00	0.00E+00	0.00E+00
Ru-103	1.28E+07	0.00E+00	4.91E+06	0.00E+00	3.21E+07	0.00E+00	3.30E+08
Ru-105	0.00E+00	0.00E+00	0.00E+00	0.00E+00	0.00E+00	0.00E+00	0.00E+00
Ru-106	7.04E+08	0.00E+00	8.78E+07	0.00E+00	9.50E+08	0.00E+00	1.09E+10
Rh-105	3.07E-06	1.65E-06	1.41E-06	0.00E+00	6.57E-06	0.00E+00	1.02E-04
Ag-110m	3.20E+07	2.16E+07	1.73E+07	0.00E+00	4.03E+07	0.00E+00	2.57E+09
Sn-113	1.21E+08	2.60E+07	3.98E+08	1.04E+07	2.76E+07	1.30E+07	4.44E+09
Sn-117m	9.44E+06	4.48E+05	1.48E+07	7.08E+04	4.54E+05	1.30E+05	1.71E+08
Sb-122	5.23E+00	3.14E+00	5.81E+01	6.84E-01	1.80E+00	8.95E-01	6.28E+02
Sb-124	3.04E+08	3.94E+06	1.07E+08	6.71E+05	0.00E+00	1.69E+08	1.90E+09
Sb-125	4.60E+08	3.54E+06	9.63E+07	4.26E+05	0.00E+00	2.56E+08	1.10E+09
Te-125m	3.88E+08	1.05E+08	5.17E+07	1.09E+08	0.00E+00	0.00E+00	3.74E+08
Te-127m	1.74E+09	4.68E+08	2.06E+08	4.16E+08	4.96E+09	0.00E+00	1.41E+09
Te-127	0.00E+00	0.00E+00	0.00E+00	0.00E+00	0.00E+00	0.00E+00	0.00E+00
Te-129m	8.04E+08	2.25E+08	1.25E+08	2.59E+08	2.36E+09	0.00E+00	9.81E+08
Te-129	0.00E+00	0.00E+00	0.00E+00	0.00E+00	0.00E+00	0.00E+00	0.00E+00
Te-131m	1.93E-06	6.68E-07	7.11E-07	1.37E-06	6.47E-06	0.00E+00	2.71E-05
Te-131	0.00E+00	0.00E+00	0.00E+00	0.00E+00	0.00E+00	0.00E+00	0.00E+00
Te-132	3.14E+02	1.39E+02	1.68E+02	2.02E+02	1.29E+03	0.00E+00	1.40E+03
I-130	0.00E+00	0.00E+00	0.00E+00	0.00E+00	0.00E+00	0.00E+00	0.00E+00
I-131	6.05E+06	6.08E+06	3.46E+06	2.01E+09	9.99E+06	0.00E+00	5.42E+05
I-132	0.00E+00	0.00E+00	0.00E+00	0.00E+00	0.00E+00	0.00E+00	0.00E+00
I-133	8.49E-14	1.06E-13	4.02E-14	1.97E-11	1.77E-13	0.00E+00	4.28E-14
I-134	0.00E+00	0.00E+00	0.00E+00	0.00E+00	0.00E+00	0.00E+00	0.00E+00
I-135	0.00E+00	0.00E+00	0.00E+00	0.00E+00	0.00E+00	0.00E+00	0.00E+00
Cs-134	1.46E+10	2.40E+10	5.06E+09	0.00E+00	7.43E+09	2.67E+09	1.29E+08
Cs-134m	0.00E+00	0.00E+00	0.00E+00	0.00E+00	0.00E+00	0.00E+00	0.00E+00
Cs-136	3.33E+07	9.14E+07	5.92E+07	0.00E+00	4.87E+07	7.26E+06	3.21E+06
Cs-137	2.34E+10	2.24E+10	3.31E+09	0.00E+00	7.31E+09	2.63E+09	1.41E+08

OFFSITE DOSE CALCULATION MANUAL

TABLE 10-17
 R_{io} , PRODUCE PATHWAY DOSE FACTORS – CHILD

NUCLIDE	BONE	LIVER	T. BODY	THYROID	KIDNEY	LUNG	GI-LLI
Cs-138	0.00E+00	0.00E+00	0.00E+00	0.00E+00	0.00E+00	0.00E+00	0.00E+00
Ba-139	0.00E+00	0.00E+00	0.00E+00	0.00E+00	0.00E+00	0.00E+00	0.00E+00
Ba-140	1.05E+08	9.16E+04	6.10E+06	0.00E+00	2.98E+04	5.46E+04	5.29E+07
Ba-141	0.00E+00	0.00E+00	0.00E+00	0.00E+00	0.00E+00	0.00E+00	0.00E+00
Ba-142	0.00E+00	0.00E+00	0.00E+00	0.00E+00	0.00E+00	0.00E+00	0.00E+00
La-140	1.28E-06	4.49E-07	1.51E-07	0.00E+00	0.00E+00	0.00E+00	1.25E-02
La-142	0.00E+00	0.00E+00	0.00E+00	0.00E+00	0.00E+00	0.00E+00	0.00E+00
Ce-141	5.25E+05	2.62E+05	3.89E+04	0.00E+00	1.15E+05	0.00E+00	3.27E+08
Ce-143	3.30E-09	1.79E-06	2.59E-10	0.00E+00	7.51E-10	0.00E+00	2.62E-05
Ce-144	1.13E+08	3.55E+07	6.04E+06	0.00E+00	1.96E+07	0.00E+00	9.25E+09
Pr-143	6.21E+04	1.87E+04	3.08E+03	0.00E+00	1.01E+04	0.00E+00	6.70E+07
Pr-144	0.00E+00	0.00E+00	0.00E+00	0.00E+00	0.00E+00	0.00E+00	0.00E+00
Nd-147	1.91E+04	1.55E+04	1.20E+03	0.00E+00	8.51E+03	0.00E+00	2.46E+07
Eu-152	4.06E+07	7.40E+06	8.78E+06	0.00E+00	3.12E+07	0.00E+00	1.22E+09
W-187	1.43E-12	8.49E-13	3.81E-13	0.00E+00	0.00E+00	0.00E+00	1.22E-10
U-235	2.30E+11	0.00E+00	1.39E+10	0.00E+00	3.78E+10	0.00E+00	5.41E+09
U-238	2.20E+11	0.00E+00	1.31E+10	0.00E+00	3.53E+10	0.00E+00	3.81E+09
Np-239	1.12E-03	8.01E-05	5.63E-05	0.00E+00	2.32E-04	0.00E+00	5.93E+00
Am-241	9.38E+10	4.20E+10	6.69E+09	0.00E+00	4.09E+10	0.00E+00	5.01E+09

OFFSITE DOSE CALCULATION MANUAL

TABLE 10-18
 R_{io} , LEAFY VEGETABLE PATHWAY DOSE FACTORS – ADULT

{m²-mrem/yr per μ Ci/s (mrem/yr per μ Ci/m³ for ³H-3 and ¹⁴C)}

NUCLIDE	BONE	LIVER	T. BODY	THYROID	KIDNEY	LUNG	GI-LLI
H-3	0.00E+00	2.61E+02	2.61E+02	2.61E+02	2.61E+02	2.61E+02	2.61E+02
C-14	1.25E+05	2.50E+04	2.50E+04	2.50E+04	2.50E+04	2.50E+04	2.50E+04
F-18	4.24E+00	0.00E+00	4.71E-01	0.00E+00	0.00E+00	0.00E+00	1.26E-01
Na-22	2.10E+08	2.10E+08	2.10E+08	2.10E+08	2.10E+08	2.10E+08	2.10E+08
Na-24	2.66E+05	2.66E+05	2.66E+05	2.66E+05	2.66E+05	2.66E+05	2.66E+05
Sc-46	5.07E+04	9.84E+04	2.86E+04	0.00E+00	9.19E+04	0.00E+00	4.79E+08
P-32	1.13E+09	7.03E+07	4.37E+07	0.00E+00	0.00E+00	0.00E+00	1.27E+08
Cr-51	0.00E+00	0.00E+00	1.90E+04	1.14E+04	4.19E+03	2.53E+04	4.79E+06
Mn-54	0.00E+00	4.79E+07	9.15E+06	0.00E+00	1.43E+07	0.00E+00	1.47E+08
Mn-56	0.00E+00	1.54E+01	2.74E+00	0.00E+00	1.96E+01	0.00E+00	4.92E+02
Fe-55	2.88E+07	1.99E+07	4.65E+06	0.00E+00	0.00E+00	1.11E+07	1.14E+07
Fe-59	3.56E+07	8.36E+07	3.21E+07	0.00E+00	0.00E+00	2.34E+07	2.79E+08
Co-57	0.00E+00	1.79E+06	2.97E+06	0.00E+00	0.00E+00	0.00E+00	4.54E+07
Co-58	0.00E+00	6.70E+06	1.50E+07	0.00E+00	0.00E+00	0.00E+00	1.36E+08
Co-60	0.00E+00	2.36E+07	5.21E+07	0.00E+00	0.00E+00	0.00E+00	4.44E+08
Ni-63	1.67E+09	1.16E+08	5.61E+07	0.00E+00	0.00E+00	0.00E+00	2.42E+07
Ni-65	5.91E+01	7.68E+00	3.51E+00	0.00E+00	0.00E+00	0.00E+00	1.95E+02
Cu-64	0.00E+00	9.19E+03	4.31E+03	0.00E+00	2.32E+04	0.00E+00	7.84E+05
Zn-65	6.44E+07	2.05E+08	9.26E+07	0.00E+00	1.37E+08	0.00E+00	1.29E+08
Zn-69m	2.27E+04	5.44E+04	4.98E+03	0.00E+00	3.30E+04	0.00E+00	3.32E+06
Zn-69	5.89E-06	1.13E-05	7.83E-07	0.00E+00	7.31E-06	0.00E+00	1.69E-06
As-76	1.76E+05	5.11E+05	2.55E+06	1.53E+05	6.22E+05	1.60E+05	2.23E+07
Br-82	0.00E+00	0.00E+00	1.55E+06	0.00E+00	0.00E+00	0.00E+00	1.78E+06
Br-83	0.00E+00	0.00E+00	3.21E+00	0.00E+00	0.00E+00	0.00E+00	4.62E+00
Br-84	0.00E+00	0.00E+00	2.21E-11	0.00E+00	0.00E+00	0.00E+00	1.73E-16
Br-85	0.00E+00	0.00E+00	0.00E+00	0.00E+00	0.00E+00	0.00E+00	0.00E+00
Rb-86	0.00E+00	1.31E+08	6.09E+07	0.00E+00	0.00E+00	0.00E+00	2.58E+07
Rb-88	0.00E+00	0.00E+00	0.00E+00	0.00E+00	0.00E+00	0.00E+00	0.00E+00
Rb-89	0.00E+00	0.00E+00	0.00E+00	0.00E+00	0.00E+00	0.00E+00	0.00E+00
Sr-89	2.61E+09	0.00E+00	7.48E+07	0.00E+00	0.00E+00	0.00E+00	4.18E+08
Sr-90	1.08E+11	0.00E+00	2.17E+09	0.00E+00	0.00E+00	0.00E+00	2.71E+09
Sr-91	3.02E+05	0.00E+00	1.22E+04	0.00E+00	0.00E+00	0.00E+00	1.44E+06
Sr-92	4.15E+02	0.00E+00	1.79E+01	0.00E+00	0.00E+00	0.00E+00	8.22E+03
Y-90	1.33E+04	0.00E+00	3.56E+02	0.00E+00	0.00E+00	0.00E+00	1.41E+08
Y-91m	4.74E-09	0.00E+00	1.83E-10	0.00E+00	0.00E+00	0.00E+00	1.39E-08
Y-91	1.22E+06	0.00E+00	3.28E+04	0.00E+00	0.00E+00	0.00E+00	6.74E+08
Y-92	8.96E-01	0.00E+00	2.62E-02	0.00E+00	0.00E+00	0.00E+00	1.57E+04

OFFSITE DOSE CALCULATION MANUAL

TABLE 10-18
 R_{io} , LEAFY VEGETABLE PATHWAY DOSE FACTORS – ADULT

NUCLIDE	BONE	LIVER	T. BODY	THYROID	KIDNEY	LUNG	GI-LLI
Y-93	1.73E+02	0.00E+00	4.77E+00	0.00E+00	0.00E+00	0.00E+00	5.48E+06
Zr-95	2.68E+05	8.60E+04	5.82E+04	0.00E+00	1.35E+05	0.00E+00	2.73E+08
Zr-97	3.32E+02	6.70E+01	3.06E+01	0.00E+00	1.01E+02	0.00E+00	2.07E+07
Nb-95	4.79E+04	2.67E+04	1.43E+04	0.00E+00	2.64E+04	0.00E+00	1.62E+08
Nb-97	2.84E-06	7.19E-07	2.63E-07	0.00E+00	8.39E-07	0.00E+00	2.65E-03
Mo-99	0.00E+00	6.17E+06	1.17E+06	0.00E+00	1.40E+07	0.00E+00	1.43E+07
Tc-99m	3.08E+00	8.69E+00	1.11E+02	0.00E+00	1.32E+02	4.26E+00	5.14E+03
Tc-99	5.27E+06	7.84E+06	2.12E+06	0.00E+00	9.86E+07	6.66E+05	2.56E+08
Tc-101	0.00E+00	0.00E+00	0.00E+00	0.00E+00	0.00E+00	0.00E+00	0.00E+00
Ru-103	1.48E+06	0.00E+00	6.38E+05	0.00E+00	5.66E+06	0.00E+00	1.73E+08
Ru-105	5.30E+01	0.00E+00	2.09E+01	0.00E+00	6.85E+02	0.00E+00	3.24E+04
Ru-106	2.99E+07	0.00E+00	3.78E+06	0.00E+00	5.77E+07	0.00E+00	1.94E+09
Rh-105	1.29E+05	9.41E+04	6.20E+04	0.00E+00	4.00E+05	0.00E+00	1.50E+07
Ag-110m	1.81E+06	1.68E+06	9.96E+05	0.00E+00	3.30E+06	0.00E+00	6.84E+08
Sn-113	9.20E+06	1.56E+06	2.58E+07	8.14E+05	2.12E+06	9.56E+05	2.83E+08
Sn-117m	9.66E+06	3.29E+05	1.37E+07	6.57E+04	5.03E+05	1.04E+05	1.55E+08
Sb-122	9.39E+05	5.17E+05	8.87E+06	1.10E+05	3.65E+05	1.41E+05	9.39E+07
Sb-124	2.45E+07	4.63E+05	9.71E+06	5.94E+04	0.00E+00	1.91E+07	6.96E+08
Sb-125	1.94E+07	2.17E+05	4.61E+06	1.97E+04	0.00E+00	1.49E+07	2.13E+08
Te-125m	2.99E+07	1.08E+07	4.00E+06	8.98E+06	1.21E+08	0.00E+00	1.19E+08
Te-127m	9.59E+07	3.43E+07	1.17E+07	2.45E+07	3.90E+08	0.00E+00	3.22E+08
Te-127	6.01E+03	2.16E+03	1.30E+03	4.46E+03	2.45E+04	0.00E+00	4.75E+05
Te-129m	1.04E+08	3.87E+07	1.64E+07	3.57E+07	4.33E+08	0.00E+00	5.23E+08
Te-129	7.52E-04	2.83E-04	1.83E-04	5.77E-04	3.16E-03	0.00E+00	5.68E-04
Te-131m	1.08E+06	5.27E+05	4.39E+05	8.34E+05	5.34E+06	0.00E+00	5.23E+07
Te-131	1.32E-15	5.49E-16	4.15E-16	1.08E-15	5.76E-15	0.00E+00	1.86E-16
Te-132	4.50E+06	2.91E+06	2.73E+06	3.21E+06	2.80E+07	0.00E+00	1.38E+08
I-130	1.95E+05	5.75E+05	2.27E+05	4.87E+07	8.98E+05	0.00E+00	4.95E+05
I-131	3.88E+07	5.55E+07	3.18E+07	1.82E+10	9.51E+07	0.00E+00	1.46E+07
I-132	2.59E+01	6.93E+01	2.42E+01	2.42E+03	1.10E+02	0.00E+00	1.30E+01
I-133	1.04E+06	1.81E+06	5.51E+05	2.66E+08	3.15E+06	0.00E+00	1.62E+06
I-134	4.42E-05	1.20E-04	4.30E-05	2.08E-03	1.91E-04	0.00E+00	1.05E-07
I-135	1.89E+04	4.94E+04	1.82E+04	3.26E+06	7.92E+04	0.00E+00	5.58E+04
Cs-134	6.64E+08	1.58E+09	1.29E+09	0.00E+00	5.11E+08	1.70E+08	2.76E+07
Cs-134m	6.57E+00	1.38E+01	7.06E+00	0.00E+00	7.50E+00	1.18E+00	4.87E+00
Cs-136	3.34E+07	1.32E+08	9.49E+07	0.00E+00	7.33E+07	1.00E+07	1.50E+07
Cs-137	9.29E+08	1.27E+09	8.32E+08	0.00E+00	4.31E+08	1.43E+08	2.46E+07

OFFSITE DOSE CALCULATION MANUAL

TABLE 10-18
 R_{io} , LEAFY VEGETABLE PATHWAY DOSE FACTORS – ADULT

NUCLIDE	BONE	LIVER	T. BODY	THYROID	KIDNEY	LUNG	GI-LLI
Cs-138	3.39E-11	6.70E-11	3.32E-11	0.00E+00	4.92E-11	4.86E-12	2.86E-16
Ba-139	2.99E-02	2.13E-05	8.77E-04	0.00E+00	1.99E-05	1.21E-05	5.31E-02
Ba-140	1.02E+08	1.28E+05	6.70E+06	0.00E+00	4.36E+04	7.35E+04	2.10E+08
Ba-141	0.00E+00	0.00E+00	0.00E+00	0.00E+00	0.00E+00	0.00E+00	0.00E+00
Ba-142	0.00E+00	0.00E+00	0.00E+00	0.00E+00	0.00E+00	0.00E+00	0.00E+00
La-140	1.98E+03	9.97E+02	2.63E+02	0.00E+00	0.00E+00	0.00E+00	7.32E+07
La-142	1.33E-04	6.04E-05	1.50E-05	0.00E+00	0.00E+00	0.00E+00	4.41E-01
Ce-141	7.05E+04	4.77E+04	5.41E+03	0.00E+00	2.22E+04	0.00E+00	1.82E+08
Ce-143	9.98E+02	7.38E+05	8.16E+01	0.00E+00	3.25E+02	0.00E+00	2.76E+07
Ce-144	4.96E+06	2.08E+06	2.67E+05	0.00E+00	1.23E+06	0.00E+00	1.68E+09
Pr-143	4.80E+04	1.92E+04	2.38E+03	0.00E+00	1.11E+04	0.00E+00	2.10E+08
Pr-144	0.00E+00	0.00E+00	0.00E+00	0.00E+00	0.00E+00	0.00E+00	0.00E+00
Nd-147	2.90E+04	3.35E+04	2.00E+03	0.00E+00	1.96E+04	0.00E+00	1.61E+08
Eu-152	2.12E+06	4.79E+05	4.21E+05	0.00E+00	2.97E+06	0.00E+00	2.76E+08
W-187	3.81E+04	3.19E+04	1.11E+04	0.00E+00	0.00E+00	0.00E+00	1.04E+07
U-235	8.74E+09	0.00E+00	5.30E+08	0.00E+00	2.04E+09	0.00E+00	8.52E+08
U-238	8.37E+09	0.00E+00	4.95E+08	0.00E+00	1.91E+09	0.00E+00	6.00E+08
Np-239	1.43E+03	1.40E+02	7.73E+01	0.00E+00	4.37E+02	0.00E+00	2.88E+07
Am-241	8.70E+09	3.06E+09	5.75E+08	0.00E+00	4.33E+09	0.00E+00	7.89E+08

OFFSITE DOSE CALCULATION MANUAL

TABLE 10-19
 R_{io} , LEAFY VEGETABLE PATHWAY DOSE FACTORS – TEEN{m²-mrem/yr per μ Ci/s (mrem/yr per μ Ci/m³ for ³H-3 and ¹⁴C)}

NUCLIDE	BONE	LIVER	T. BODY	THYROID	KIDNEY	LUNG	GI-LLI
H-3	0.00E+00	1.73E+02	1.73E+02	1.73E+02	1.73E+02	1.73E+02	1.73E+02
C-14	1.17E+05	2.34E+04	2.34E+04	2.34E+04	2.34E+04	2.34E+04	2.34E+04
F-18	3.86E+00	0.00E+00	4.23E-01	0.00E+00	0.00E+00	0.00E+00	3.47E-01
Na-22	1.85E+08	1.85E+08	1.85E+08	1.85E+08	1.85E+08	1.85E+08	1.85E+08
Na-24	2.37E+05	2.37E+05	2.37E+05	2.37E+05	2.37E+05	2.37E+05	2.37E+05
Sc-46	4.37E+04	8.51E+04	2.52E+04	0.00E+00	8.15E+04	0.00E+00	2.90E+08
P-32	1.06E+09	6.57E+07	4.11E+07	0.00E+00	0.00E+00	0.00E+00	8.91E+07
Cr-51	0.00E+00	0.00E+00	1.69E+04	9.39E+03	3.70E+03	2.41E+04	2.84E+06
Mn-54	0.00E+00	4.06E+07	8.05E+06	0.00E+00	1.21E+07	0.00E+00	8.33E+07
Mn-56	0.00E+00	1.39E+01	2.47E+00	0.00E+00	1.76E+01	0.00E+00	9.16E+02
Fe-55	2.60E+07	1.84E+07	4.30E+06	0.00E+00	0.00E+00	1.17E+07	7.98E+06
Fe-59	3.16E+07	7.37E+07	2.85E+07	0.00E+00	0.00E+00	2.32E+07	1.74E+08
Co-57	0.00E+00	1.60E+06	2.67E+06	0.00E+00	0.00E+00	0.00E+00	2.98E+07
Co-58	0.00E+00	5.74E+06	1.32E+07	0.00E+00	0.00E+00	0.00E+00	7.91E+07
Co-60	0.00E+00	2.04E+07	4.59E+07	0.00E+00	0.00E+00	0.00E+00	2.65E+08
Ni-63	1.50E+09	1.06E+08	5.07E+07	0.00E+00	0.00E+00	0.00E+00	1.68E+07
Ni-65	5.51E+01	7.03E+00	3.21E+00	0.00E+00	0.00E+00	0.00E+00	3.82E+02
Cu-64	0.00E+00	8.33E+03	3.92E+03	0.00E+00	2.11E+04	0.00E+00	6.46E+05
Zn-65	5.03E+07	1.75E+08	8.15E+07	0.00E+00	1.12E+08	0.00E+00	7.40E+07
Zn-69m	2.10E+04	4.96E+04	4.54E+03	0.00E+00	3.01E+04	0.00E+00	2.72E+06
Zn-69	5.51E-06	1.05E-05	7.35E-07	0.00E+00	6.86E-06	0.00E+00	1.93E-05
As-76	1.36E+05	4.29E+05	2.09E+06	1.26E+05	5.03E+05	1.26E+05	1.89E+07
Br-82	0.00E+00	0.00E+00	1.37E+06	0.00E+00	0.00E+00	0.00E+00	0.00E+00
Br-83	0.00E+00	0.00E+00	3.01E+00	0.00E+00	0.00E+00	0.00E+00	0.00E+00
Br-84	0.00E+00	0.00E+00	2.01E-11	0.00E+00	0.00E+00	0.00E+00	0.00E+00
Br-85	0.00E+00	0.00E+00	0.00E+00	0.00E+00	0.00E+00	0.00E+00	0.00E+00
Rb-86	0.00E+00	1.21E+08	5.69E+07	0.00E+00	0.00E+00	0.00E+00	1.79E+07
Rb-88	0.00E+00	0.00E+00	0.00E+00	0.00E+00	0.00E+00	0.00E+00	0.00E+00
Rb-89	0.00E+00	0.00E+00	0.00E+00	0.00E+00	0.00E+00	0.00E+00	0.00E+00
Sr-89	2.44E+09	0.00E+00	7.00E+07	0.00E+00	0.00E+00	0.00E+00	2.91E+08
Sr-90	8.29E+10	0.00E+00	1.66E+09	0.00E+00	0.00E+00	0.00E+00	2.57E+09
Sr-91	2.83E+05	0.00E+00	1.12E+04	0.00E+00	0.00E+00	0.00E+00	1.28E+06
Sr-92	3.86E+02	0.00E+00	1.65E+01	0.00E+00	0.00E+00	0.00E+00	9.84E+03
Y-90	1.24E+04	0.00E+00	3.34E+02	0.00E+00	0.00E+00	0.00E+00	1.02E+08
Y-91m	4.41E-09	0.00E+00	1.69E-10	0.00E+00	0.00E+00	0.00E+00	2.08E-07
Y-91	1.15E+06	0.00E+00	3.07E+04	0.00E+00	0.00E+00	0.00E+00	4.70E+08
Y-92	8.42E-01	0.00E+00	2.43E-02	0.00E+00	0.00E+00	0.00E+00	2.31E+04

OFFSITE DOSE CALCULATION MANUAL

TABLE 10-19
 R_{io} , LEAFY VEGETABLE PATHWAY DOSE FACTORS – TEEN

NUCLIDE	BONE	LIVER	T. BODY	THYROID	KIDNEY	LUNG	GI-LLI
Y-93	1.62E+02	0.00E+00	4.44E+00	0.00E+00	0.00E+00	0.00E+00	4.95E+06
Zr-95	2.39E+05	7.53E+04	5.18E+04	0.00E+00	1.11E+05	0.00E+00	1.74E+08
Zr-97	3.07E+02	6.08E+01	2.80E+01	0.00E+00	9.22E+01	0.00E+00	1.65E+07
Nb-95	4.16E+04	2.31E+04	1.27E+04	0.00E+00	2.24E+04	0.00E+00	9.86E+07
Nb-97	2.64E-06	6.55E-07	2.39E-07	0.00E+00	7.65E-07	0.00E+00	1.56E-02
Mo-99	0.00E+00	5.67E+06	1.08E+06	0.00E+00	1.30E+07	0.00E+00	1.02E+07
Tc-99m	2.71E+00	7.57E+00	9.81E+01	0.00E+00	1.13E+02	4.20E+00	4.97E+03
Tc-99	4.95E+06	7.28E+06	1.98E+06	0.00E+00	9.24E+07	7.52E+05	1.78E+08
Tc-101	0.00E+00	0.00E+00	0.00E+00	0.00E+00	0.00E+00	0.00E+00	0.00E+00
Ru-103	1.34E+06	0.00E+00	5.73E+05	0.00E+00	4.73E+06	0.00E+00	1.12E+08
Ru-105	4.93E+01	0.00E+00	1.91E+01	0.00E+00	6.22E+02	0.00E+00	3.98E+04
Ru-106	2.80E+07	0.00E+00	3.52E+06	0.00E+00	5.39E+07	0.00E+00	1.34E+09
Rh-105	1.21E+05	8.73E+04	5.72E+04	0.00E+00	3.71E+05	0.00E+00	1.11E+07
Ag-110m	1.52E+06	1.44E+06	8.78E+05	0.00E+00	2.75E+06	0.00E+00	4.05E+08
Sn-113	6.50E+06	1.30E+06	2.14E+07	6.27E+05	1.70E+06	7.66E+05	2.30E+08
Sn-117m	6.47E+06	2.79E+05	1.12E+07	5.20E+04	3.93E+05	9.51E+04	1.26E+08
Sb-122	6.51E+05	4.45E+05	7.19E+06	8.90E+04	2.91E+05	1.20E+05	7.53E+07
Sb-124	2.22E+07	4.09E+05	8.67E+06	5.04E+04	0.00E+00	1.94E+07	4.48E+08
Sb-125	1.76E+07	1.93E+05	4.12E+06	1.68E+04	0.00E+00	1.55E+07	1.37E+08
Te-125m	2.80E+07	1.01E+07	3.74E+06	7.83E+06	0.00E+00	0.00E+00	8.26E+07
Te-127m	8.99E+07	3.19E+07	1.07E+07	2.14E+07	3.65E+08	0.00E+00	2.24E+08
Te-127	5.67E+03	2.01E+03	1.22E+03	3.91E+03	2.30E+04	0.00E+00	4.38E+05
Te-129m	9.66E+07	3.59E+07	1.53E+07	3.12E+07	4.04E+08	0.00E+00	3.63E+08
Te-129	7.04E-04	2.63E-04	1.71E-04	5.03E-04	2.96E-03	0.00E+00	3.85E-03
Te-131m	9.97E+05	4.78E+05	3.99E+05	7.19E+05	4.99E+06	0.00E+00	3.84E+07
Te-131	1.22E-15	5.04E-16	3.82E-16	9.42E-16	5.34E-15	0.00E+00	1.00E-16
Te-132	4.09E+06	2.59E+06	2.44E+06	2.73E+06	2.48E+07	0.00E+00	8.20E+07
I-130	1.74E+05	5.04E+05	2.01E+05	4.11E+07	7.77E+06	0.00E+00	3.88E+05
I-131	3.58E+07	5.01E+07	2.69E+07	1.46E+10	8.63E+07	0.00E+00	9.92E+06
I-132	2.34E+01	6.11E+01	2.19E+01	2.06E+03	9.63E+01	0.00E+00	2.66E+01
I-133	9.65E+05	1.64E+06	4.99E+05	2.29E+08	2.87E+06	0.00E+00	1.24E+06
I-134	4.00E-05	1.06E-04	3.80E-05	1.77E-03	1.67E-04	0.00E+00	1.40E-06
I-135	1.70E+04	4.39E+04	1.63E+04	2.82E+06	6.93E+04	0.00E+00	4.86E+04
Cs-134	5.86E+08	1.38E+09	6.40E+08	0.00E+00	4.39E+08	1.67E+08	1.72E+07
Cs-134m	5.95E+00	1.23E+01	6.34E+00	0.00E+00	6.86E+00	1.20E+00	8.20E+00
Cs-136	2.89E+07	1.14E+08	7.64E+07	0.00E+00	6.19E+07	9.76E+06	9.15E+06
Cs-137	8.56E+08	1.14E+09	3.97E+08	0.00E+00	3.88E+08	1.51E+08	1.62E+07

OFFSITE DOSE CALCULATION MANUAL

TABLE 10-19
 R_{io} , LEAFY VEGETABLE PATHWAY DOSE FACTORS – TEEN

NUCLIDE	BONE	LIVER	T. BODY	THYROID	KIDNEY	LUNG	GI-LLI
Cs-138	3.13E-11	6.01E-11	3.01E-11	0.00E+00	4.44E-11	5.16E-12	2.73E-14
Ba-139	2.82E-02	1.98E-05	8.20E-04	0.00E+00	1.87E-05	1.37E-05	2.51E-01
Ba-140	9.38E+07	1.15E+05	6.05E+06	0.00E+00	3.90E+04	7.73E+04	1.45E+08
Ba-141	0.00E+00	0.00E+00	0.00E+00	0.00E+00	0.00E+00	0.00E+00	0.00E+00
Ba-142	0.00E+00	0.00E+00	0.00E+00	0.00E+00	0.00E+00	0.00E+00	0.00E+00
La-140	1.81E+03	8.88E+02	2.36E+02	0.00E+00	0.00E+00	0.00E+00	5.10E+07
La-142	1.22E-04	5.41E-05	1.35E-05	0.00E+00	0.00E+00	0.00E+00	1.65E+00
Ce-141	6.58E+04	4.39E+04	5.04E+03	0.00E+00	2.07E+04	0.00E+00	1.26E+08
Ce-143	9.32E+02	6.79E+05	7.58E+01	0.00E+00	3.04E+02	0.00E+00	2.04E+07
Ce-144	4.65E+06	1.92E+06	2.50E+05	0.00E+00	1.15E+06	0.00E+00	1.17E+09
Pr-143	4.48E+04	1.79E+04	2.23E+03	0.00E+00	1.04E+04	0.00E+00	1.47E+08
Pr-144	0.00E+00	0.00E+00	0.00E+00	0.00E+00	0.00E+00	0.00E+00	0.00E+00
Nd-147	2.83E+04	3.08E+04	1.85E+03	0.00E+00	1.81E+04	0.00E+00	1.11E+08
Eu-152	1.73E+06	4.17E+05	3.68E+05	0.00E+00	1.94E+06	0.00E+00	1.54E+08
W-187	3.55E+04	2.89E+04	1.01E+04	0.00E+00	0.00E+00	0.00E+00	7.82E+06
U-235	8.16E+09	0.00E+00	4.97E+08	0.00E+00	1.91E+09	0.00E+00	5.93E+08
U-238	7.81E+09	0.00E+00	4.65E+08	0.00E+00	1.79E+09	0.00E+00	4.17E+08
Np-239	1.38E+03	1.31E+02	7.25E+01	0.00E+00	4.10E+02	0.00E+00	2.10E+07
Am-241	6.01E+09	2.29E+09	4.01E+08	0.00E+00	3.01E+09	0.00E+00	5.49E+08

OFFSITE DOSE CALCULATION MANUAL

TABLE 10-20
 R_{io} , LEAFY VEGETABLE PATHWAY DOSE FACTORS – CHILD{m²-mrem/yr per μ Ci/s (mrem/yr per μ Ci/m³ for ³H-3 and ¹⁴C)}

NUCLIDE	BONE	LIVER	T. BODY	THYROID	KIDNEY	LUNG	GI-LLI
H-3	0.00E+00	2.06E+02	2.06E+02	2.06E+02	2.06E+02	2.06E+02	2.06E+02
C-14	2.16E+05	4.33E+04	4.33E+04	4.33E+04	4.33E+04	4.33E+04	4.33E+04
F-18	6.88E+00	0.00E+00	6.83E-01	0.00E+00	0.00E+00	0.00E+00	1.86E+00
Na-22	2.88E+08	2.88E+08	2.88E+08	2.88E+08	2.88E+08	2.88E+08	2.88E+08
Na-24	3.69E+05	3.69E+05	3.69E+05	3.69E+05	3.69E+05	3.69E+05	3.69E+05
Sc-46	7.36E+04	1.01E+05	3.89E+04	0.00E+00	8.93E+04	0.00E+00	1.48E+08
P-32	1.96E+09	9.18E+07	7.56E+07	0.00E+00	0.00E+00	0.00E+00	5.42E+07
Cr-51	0.00E+00	0.00E+00	2.59E+04	1.44E+04	3.92E+03	2.62E+04	1.37E+06
Mn-54	0.00E+00	4.56E+07	1.21E+07	0.00E+00	1.28E+07	0.00E+00	3.83E+07
Mn-56	0.00E+00	1.82E+01	4.11E+00	0.00E+00	2.20E+01	0.00E+00	2.64E+03
Fe-55	4.90E+07	2.60E+07	8.05E+06	0.00E+00	0.00E+00	1.47E+07	4.81E+06
Fe-59	5.50E+07	8.89E+07	4.43E+07	0.00E+00	0.00E+00	2.58E+07	9.26E+07
Co-57	0.00E+00	2.05E+06	4.14E+06	0.00E+00	0.00E+00	0.00E+00	1.68E+07
Co-58	0.00E+00	6.58E+06	2.01E+07	0.00E+00	0.00E+00	0.00E+00	3.84E+07
Co-60	0.00E+00	2.37E+07	7.00E+07	0.00E+00	0.00E+00	0.00E+00	1.31E+08
Ni-63	2.81E+09	1.51E+08	9.57E+07	0.00E+00	0.00E+00	0.00E+00	1.01E+07
Ni-65	1.01E+02	9.51E+00	5.55E+00	0.00E+00	0.00E+00	0.00E+00	1.16E+03
Cu-64	0.00E+00	1.10E+04	6.64E+03	0.00E+00	2.65E+04	0.00E+00	5.16E+05
Zn-65	7.41E+07	1.97E+08	1.23E+08	0.00E+00	1.24E+08	0.00E+00	3.47E+07
Zn-69m	3.85E+04	6.56E+04	7.75E+03	0.00E+00	3.81E+04	0.00E+00	2.14E+06
Zn-69	1.02E-05	1.47E-05	1.36E-06	0.00E+00	8.91E-06	0.00E+00	9.26E-04
As-76	2.33E+05	6.48E+05	3.76E+06	2.20E+05	7.13E+05	2.20E+05	3.37E+07
Br-82	0.00E+00	0.00E+00	2.10E+06	0.00E+00	0.00E+00	0.00E+00	0.00E+00
Br-83	0.00E+00	0.00E+00	5.55E+00	0.00E+00	0.00E+00	0.00E+00	0.00E+00
Br-84	0.00E+00	0.00E+00	3.41E-11	0.00E+00	0.00E+00	0.00E+00	0.00E+00
Br-85	0.00E+00	0.00E+00	0.00E+00	0.00E+00	0.00E+00	0.00E+00	0.00E+00
Rb-86	0.00E+00	1.69E+08	1.04E+08	0.00E+00	0.00E+00	0.00E+00	1.08E+07
Rb-88	0.00E+00	0.00E+00	0.00E+00	0.00E+00	0.00E+00	0.00E+00	0.00E+00
Rb-89	0.00E+00	0.00E+00	0.00E+00	0.00E+00	0.00E+00	0.00E+00	0.00E+00
Sr-89	4.54E+09	0.00E+00	1.30E+08	0.00E+00	0.00E+00	0.00E+00	1.76E+08
Sr-90	1.29E+11	0.00E+00	2.59E+09	0.00E+00	0.00E+00	0.00E+00	1.15E+09
Sr-91	5.20E+05	0.00E+00	1.96E+04	0.00E+00	0.00E+00	0.00E+00	1.15E+06
Sr-92	7.08E+02	0.00E+00	2.84E+01	0.00E+00	0.00E+00	0.00E+00	1.34E+04
Y-90	2.30E+04	0.00E+00	6.17E+02	0.00E+00	0.00E+00	0.00E+00	6.56E+07
Y-91m	8.09E-09	0.00E+00	2.940E-10	0.00E+00	0.00E+00	0.00E+00	1.58E-05
Y-91	2.12E+06	0.00E+00	5.68E+04	0.00E+00	0.00E+00	0.00E+00	2.83E+08
Y-92	1.55E+00	0.00E+00	4.44E-02	0.00E+00	0.00E+00	0.00E+00	4.48E+04

OFFSITE DOSE CALCULATION MANUAL

TABLE 10-20
 R_{io} , LEAFY VEGETABLE PATHWAY DOSE FACTORS – CHILD

NUCLIDE	BONE	LIVER	T. BODY	THYROID	KIDNEY	LUNG	GI-LLI
Y-93	2.98E+02	0.00E+00	8.19E+00	0.00E+00	0.00E+00	0.00E+00	4.45E+06
Zr-95	4.16E+05	9.14E+04	8.14E+04	0.00E+00	1.31E+05	0.00E+00	9.54E+07
Zr-97	5.61E+02	8.11E+01	4.78E+01	0.00E+00	1.16E+02	0.00E+00	1.23E+07
Nb-95	7.05E+04	2.74E+04	1.96E+04	0.00E+00	2.58E+04	0.00E+00	5.07E+07
Nb-97	4.80E-06	8.68E-07	4.05E-07	0.00E+00	9.63E-07	0.00E+00	2.68E-01
Mo-99	0.00E+00	7.74E+06	1.91E+06	0.00E+00	1.65E+07	0.00E+00	6.40E+06
Tc-99m	4.67E+00	9.16E+00	1.52E+02	0.00E+00	1.33E+02	4.65E+00	5.21E+03
Tc-99	9.16E+06	1.02E+07	3.66E+06	0.00E+00	1.20E+08	9.00E+05	1.07E+08
Tc-101	0.00E+00	0.00E+00	0.00E+00	0.00E+00	0.00E+00	0.00E+00	0.00E+00
Ru-103	2.38E+06	0.00E+00	9.14E+05	0.00E+00	5.99E+06	0.00E+00	6.15E+07
Ru-105	9.02E+01	0.00E+00	3.27E+01	0.00E+00	7.93E+02	0.00E+00	5.89E+04
Ru-106	5.17E+07	0.00E+00	6.45E+06	0.00E+00	6.98E+07	0.00E+00	8.04E+08
Rh-105	2.22E+05	1.19E+05	1.02E+05	0.00E+00	4.75E+05	0.00E+00	7.39E+06
Ag-110m	2.48E+06	1.68E+06	1.34E+06	0.00E+00	3.12E+06	0.00E+00	1.99E+08
Sn-113	1.14E+07	2.44E+06	3.74E+07	9.78E+05	2.59E+06	1.22E+06	4.17E+08
Sn-117m	1.26E+07	5.97E+05	1.96E+07	9.42E+04	6.05E+05	1.73E+05	2.28E+08
Sb-122	1.17E+06	7.00E+05	1.29E+07	1.53E+05	4.24E+05	1.99E+05	1.40E+08
Sb-124	3.95E+07	5.12E+05	1.38E+07	8.71E+04	0.00E+00	2.19E+07	2.47E+08
Sb-125	3.15E+07	2.43E+05	6.60E+06	2.92E+04	0.00E+00	1.76E+07	7.52E+07
Te-125m	5.16E+07	1.40E+07	6.88E+06	1.45E+07	0.00E+00	0.00E+00	4.98E+07
Te-127m	1.66E+08	4.48E+07	1.97E+07	3.98E+07	4.74E+08	0.00E+00	1.35E+08
Te-127	1.05E+04	2.82E+03	2.24E+03	7.24E+03	2.98E+04	0.00E+00	4.09E+05
Te-129m	1.79E+08	4.99E+07	2.77E+07	5.76E+07	5.25E+08	0.00E+00	2.18E+08
Te-129	1.30E-03	3.64E-04	3.09E-04	9.30E-04	3.81E-03	0.00E+00	8.12E-02
Te-131m	1.82E+06	6.30E+05	6.70E+05	1.30E+06	6.10E+06	0.00E+00	2.56E+07
Te-131	2.25E-15	6.86E-16	6.70E-16	1.72E-15	6.81E-15	0.00E+00	1.18E-14
Te-132	7.32E+06	3.24E+06	3.91E+06	4.72E+06	3.01E+07	0.00E+00	3.26E+07
I-130	3.06E+05	6.18E+05	3.19E+05	6.81E+07	9.24E+05	0.00E+00	2.89E+05
I-131	6.52E+07	6.56E+07	3.73E+07	2.17E+10	1.08E+08	0.00E+00	5.84E+06
I-132	4.15E+01	7.62E+01	3.50E+01	3.54E+03	1.17E+02	0.00E+00	8.97E+01
I-133	1.76E+06	2.18E+06	8.23E+05	4.04E+08	3.63E+06	0.00E+00	8.77E+05
I-134	7.10E-05	1.32E-04	6.07E-05	3.03E-03	2.02E-04	0.00E+00	8.74E-05
I-135	3.03E+04	5.45E+04	2.58E+04	4.83E+06	8.35E+04	0.00E+00	4.15E+04
Cs-134	1.01E+09	1.67E+09	3.51E+08	0.00E+00	5.16E+08	1.85E+08	8.98E+06
Cs-134m	1.06E+01	1.57E+01	1.02E+01	0.00E+00	8.26E+00	1.37E+00	1.98E+01
Cs-136	4.90E+07	1.35E+08	8.71E+07	0.00E+00	7.17E+07	1.07E+07	4.73E+06
Cs-137	1.55E+09	1.48E+09	2.19E+08	0.00E+00	4.83E+08	1.74E+08	9.28E+06
Cs-138	5.69E-11	7.92E-11	5.02E-11	0.00E+00	5.57E-11	5.99E-12	3.65E-11

OFFSITE DOSE CALCULATION MANUAL

TABLE 10-20
 R_{io} , LEAFY VEGETABLE PATHWAY DOSE FACTORS – CHILD

NUCLIDE	BONE	LIVER	T. BODY	THYROID	KIDNEY	LUNG	GI-LLI
Ba-139	5.19E-02	2.77E-05	1.50E-03	0.00E+00	2.42E-05	1.63E-05	3.00E+00
Ba-140	1.70E+08	1.49E+05	9.92E+06	0.00E+00	4.85E+04	8.88E+04	8.61E+07
Ba-141	0.00E+00	0.00E+00	0.00E+00	0.00E+00	0.00E+00	0.00E+00	0.00E+00
Ba-142	0.00E+00	0.00E+00	0.00E+00	0.00E+00	0.00E+00	0.00E+00	0.00E+00
La-140	3.25E+03	1.13E+03	3.82E+02	0.00E+00	0.00E+00	0.00E+00	3.16E+07
La-142	2.21E-04	7.04E-05	2.20E-05	0.00E+00	0.00E+00	0.00E+00	1.39E+01
Ce-141	1.22E+05	6.06E+04	9.00E+03	0.00E+00	2.66E+04	0.00E+00	7.56E+07
Ce-143	1.72E+03	9.31E+05	1.35E+02	0.00E+00	3.91E+02	0.00E+00	1.36E+07
Ce-144	8.60E+06	2.69E+06	4.59E+05	0.00E+00	1.49E+06	0.00E+00	7.03E+08
Pr-143	8.32E+04	2.50E+04	4.13E+03	0.00E+00	1.35E+04	0.00E+00	8.97E+07
Pr-144	0.00E+00	0.00E+00	0.00E+00	0.00E+00	0.00E+00	0.00E+00	0.00E+00
Nd-147	5.22E+04	4.23E+04	3.27E+03	0.00E+00	2.32E+04	0.00E+00	6.70E+07
Eu-152	2.69E+06	4.91E+05	5.83E+05	0.00E+00	2.07E+06	0.00E+00	8.06E+07
W-187	6.45E+04	3.82E+04	1.71E+04	0.00E+00	0.00E+00	0.00E+00	5.37E+06
U-235	1.52E+10	0.00E+00	9.18E+08	0.00E+00	2.49E+09	0.00E+00	3.56E+08
U-238	1.45E+10	0.00E+00	8.60E+08	0.00E+00	2.32E+09	0.00E+00	2.51E+08
Np-239	2.56E+03	1.84E+02	1.29E+02	0.00E+00	5.31E+02	0.00E+00	1.36E+07
Am-241	6.17E+09	2.76E+09	4.40E+08	0.00E+00	2.69E+09	0.00E+00	3.30E+08

OFFSITE DOSE CALCULATION MANUAL

TABLE 10-21
 R_{io} , GROUND PLANE PATHWAY DOSE FACTORS

(m ² -mrem/yr per μ Ci/s)					
NUCLIDE	TOTAL BODY AND ORGANS	NUCLIDE	TOTAL BODY AND ORGANS	NUCLIDE	TOTAL BODY AND ORGANS
H-3	0.00E+00	Y-90	4.49E+03	I-132	1.24E+06
C-14	0.00E+00	Y-91m	1.00E+05	I-133	2.45E+06
F-18	7.87E+05	Y-91	1.07E+06	I-134	4.47E+05
Na-22	2.00E+10	Y-92	1.81E+05	I-135	2.51E+06
Na-24	1.19E+07	Y-93	1.85E+05	Cs-134	6.88E+09
Sc-46	1.65E+09	Zr-95	2.45E+08	Cs-134m	3.19E+04
P-32	0.00E+00	Zr-97	2.94E+06	Cs-136	1.51E+08
Cr-51	4.66E+06	Nb-95	1.36E+08	Cs-137	1.03E+10
Mn-54	1.38E+09	Nb-97	3.37E+05	Cs-138	3.59E+05
Mn-56	9.04E+05	Mo-99	3.99E+06	Ba-139	1.07E+05
Fe-55	0.00E+00	Tc-99m	1.84E+05	Ba-140	2.05E+07
Fe-59	2.72E+08	Tc-99	3.02E+06	Ba-141	4.18E+04
Co-57	3.18E+08	Tc-101	2.04E+04	Ba-142	4.49E+04
Co-58	3.79E+08	Ru-103	1.08E+08	La-140	1.93E+07
Co-60	2.16E+10	Ru-105	6.37E+05	La-142	7.36E+05
Ni-63	0.00E+00	Ru-106	4.27E+08	Ce-141	1.37E+07
Ni-65	2.97E+05	Rh-105	1.15E+06	Ce-143	2.32E+06
Cu-64	6.07E+05	Ag-110m	3.44E+09	Ce-144	6.97E+07
Zn-65	7.46E+08	Sn-113	2.50E+07	Pr-143	0.00E+00
Zn-69m	2.41E+06	Sn-117m	2.09E+07	Pr-144	1.84E+03
Zn-69	0.00E+00	Sb-122	1.21E+07	Nd-147	8.40E+06
As-76	4.74E+06	Sb-124	1.05E+09	Eu-152	2.98E+10
Br-82	3.83E+07	Sb-125	4.27E+09	W-187	2.36E+06
Br-83	4.90E+03	Te-125m	1.55E+06	U-235	5.72E+09
Br-84	2.03E+05	Te-127m	9.17E+04	U-238	2.13E+07
Br-85	0.00E+00	Te-127	3.00E+03	Np-239	1.71E+06
Rb-86	8.99E+06	Te-129m	1.98E+07	Am-241	1.05E+09
Rb-88	3.29E+04	Te-129	2.62E+04		
Rb-89	1.23E+05	Te-131m	8.67E+06		
Sr-89	2.16E+04	Te-131	2.92E+04		
Sr-90	9.24E+06	Te-132	4.16E+06		
Sr-91	2.15E+06	I-130	5.51E+06		
Sr-92	7.77E+05	I-131	1.72E+07		

OFFSITE DOSE CALCULATION MANUAL

11.0 DETERMINATION OF TOTAL DOSE

The purpose of this section is to describe the method used to calculate the cumulative dose contributions from liquid and gaseous effluents in accordance with PBNP Technical Specifications for total dose. This method can also be used to demonstrate compliance with the Environmental Protection Agency (EPA) 40CFR190, "Environmental Standards for the Uranium Fuel Cycle".

Compliance with the PBNP Technical Specification dose objectives for the maximum individual demonstrates compliance with the EPA limits to any MEMBER OF THE PUBLIC, since the design dose objectives from 10CFR50, Appendix I are much lower than the 40CFR190 dose limits to the general public. With the calculated doses from the releases of radioactive materials in liquid or gaseous effluents exceeding twice the limits outlined in Sections 6.2.1, 7.2.1 and 7.3.1, a special analysis shall be performed. The purpose of this analysis is to demonstrate if the total dose to any MEMBER OF THE PUBLIC (real individual) from all URANIUM FUEL CYCLE sources (including direct radiation contributions from the reactor units and from outside storage areas and from all real pathways) is limited to less than or equal to 25 mrem per year to the total body or any organ, except the thyroid, which is limited to 75 mrem per year.

If required, the total dose to a MEMBER OF THE PUBLIC will be calculated for all significant effluent release points for all real pathways including direct radiation. As necessary, effluent releases from Kewaunee Nuclear Power Plant must also be considered due to its proximity. Calculations will be based on the equations in Sections 9.2, 10.5, 10.6 with the exception that usage factors and other site specific parameters may be modified using more realistic assumptions, where appropriate.

The direct radiation component from the facility can be determined using environmental TLD results. These results will be corrected for natural background and for actual occupancy time of any areas accessible to the general public at the location of maximum direct radiation. It is recognized that by including the results from the environmental TLDs into the sum of total dose component, the direct radiation dose may be overestimated. The TLD measurements may include the exposure from noble gases, ground plane deposition, and shoreline deposition, which have already been included in the summation of the significant dose pathways to the general public. However, this conservative method can be used, if required, as well as any other method for estimating the direct radiation dose from contained radioactive sources within the facility. The methodology used to incorporate the direct radiation component into total dose estimates will be outlined whenever total doses are reported.

Therefore, the total dose will be determined based on the most realistic site specific data and parameters to assess the real dose to any MEMBER OF THE PUBLIC.

OFFSITE DOSE CALCULATION MANUAL

12.0 RADIOLOGICAL ENVIRONMENTAL MONITORING PROGRAM

12.1 REMP Administration

12.1.1 Definition and Basis

Radiological environmental monitoring is the measurement of radioactivity in samples collected from the atmospheric, aquatic and terrestrial environment around the Point Beach Nuclear Plant (PBNP). Monitoring radioactivity in effluent streams at or prior to the point of discharge to the environment is not part of the Radiological Environmental Monitoring Program (REMP).

The REMP is designed to fulfill the requirements of 10 CFR 20.1302, PBNP GDC 17, and Sections IV.B.2 and IV.B.3 of Appendix I to 10 CFR 50. Technical Specification 5.5.1.b requires the Offsite Dose Calculation Manual (ODCM) to contain the radiological environmental monitoring activities.

No significant radionuclide concentrations of plant origin are expected in the plant environs because radioactivity in plant effluent is continuously monitored to ensure that releases are well below levels which are considered safe upper limits. The REMP is conducted to demonstrate compliance with applicable standards, to assess the radiological environmental impact of PBNP operations, and to monitor the efficacy of in plant effluent controls. The REMP, as outlined in Table 12-2 through Table 12-3 is designed to provide sufficient sample types and locations to detect and to evaluate changes in environmental radioactivity.

Radioactivity is released in liquid and gaseous effluents. Air samplers and thermoluminescent dosimeters placed at various locations provide means of detecting changes in environmental radioactivity as a result of plant releases to the atmosphere. Because the land area around PBNP is used primarily for farming and dairy operations, sampling of vegetation is conducted to detect changes in radiological conditions at the base of the food chain. Sampling of area-produced milk is conducted because dairy farming is a major industry in the area.

Water, periphyton, and fish are analyzed to monitor radionuclide levels in Lake Michigan in the vicinity of PBNP. Periphyton, attached algae, along with lake water samples, provide a means of detecting changes which may have a potential impact on the radionuclide concentrations in Lake Michigan fish. Because of the migratory behavior of fish, fish sampling is of minimal value for determining radiological impact specifically related to the operation of the Point Beach Nuclear Plant. However, fish sampling is carried out in order to monitor the status of radioactivity in fish in the vicinity of Point Beach.

Vegetation, algae, and fish sampling frequencies are qualified on an "as available" basis recognizing that certain biological samples may occasionally be unavailable due to environmental conditions.

OFFSITE DOSE CALCULATION MANUAL

12.1.2 Responsibilities

a. Chemistry Functions

Chemistry together with Regulatory Affairs (RA) provides the Plant Manager with the technical, regulatory, licensing, and administrative support necessary for the implementation of the program. The Chemistry administrative functions relating to the REMP fall into the six broad areas outlined below.

1. Program Scope

The scope of the REMP is determined by the cognizant Chemist based on radiological principles for the fulfillment of PBNP Technical Specifications (TS) and the applicable Federal Regulations. Based on the scope, the ODCM is written to accomplish the collection and analyses of the necessary environmental samples, and revised as necessary to conform to changes in procedures and scope. Chemistry monitors the REMP effectiveness and compliance with TS and with the procedures and directives in the ODCM. In order to verify compliance with TS, Nuclear Oversight arranges for program audits and Supplier Assessments of the contracted radioanalytical laboratory. Chemistry reviews the REMP annually via the Annual Monitoring Report.

2. Record Keeping

The monthly radioanalytical results from the contracted laboratory are reviewed by Chemistry and one copy of the monthly radioanalytical results from the contracted laboratory is kept for the lifetime of the plant. The vendors monthly reports are cumulative (e.g. The September report contains all the results from January-September). The cognizant Chemist reviews the current months results, signs and dates the cover page, and sends the reviewed report to plants records for retention.

3. Data Monitoring

Chemistry reviews the monthly analytical results from the vendor. Trends, if any, are noted. Any resulting corrections, modifications and additions to the data are made by Chemistry. Inconsistencies are investigated by Chemistry with the cooperation of Radiation Protection (RP) and contractor personnel, as required. Radioactivity levels in excess of administrative notification levels would be evaluated and notifications made, as appropriate, in accordance with applicable fleet policies and procedures (LI-AA-102-1001).

OFFSITE DOSE CALCULATION MANUAL

4. Data Summary

Pursuant to TS 5.6.2, REMP results shall be summarized annually for inclusion in the PBNP Annual Monitoring Report. This summary advises the Plant Manager of the radiological status of the environment in the vicinity of PBNP. The summary shall include the numbers and types of samples as well as the averages, statistical confidence limits and the ranges of analytical results. Methods used in summarizing data are at the discretion of Chemistry.

5. Contractor Communications

Communication with the contractor regarding data, analytical procedures, lower limits of detection, notification levels and contractual matters are normally conducted by Chemistry. Communication regarding sample shipment may be done by either RP or Chemistry as appropriate.

6. Reportable Items

Chemistry shall generate reports related to the operation of the REMP. The material included shall be sufficient to fulfill the objectives outlined in Sections IV.B.2 and IV.B.3 of Appendix I to 10 CFR 50. The following items specific to the REMP are required to be reported in the PBNP Annual Monitoring Report:

- (a) Summary and discussion of monitoring results including number and type of samples and measurements, and all detected radionuclides, except for naturally occurring radionuclides;
- (b) Unavailable, missing, and lost samples and plans to prevent recurrence and comments on any significant portion of the REMP not conducted as indicated in Table 12-3.
- (c) New or relocated sampling locations and reason for change;
- (d) LLDs that are higher than specified in Table 12-1 and factors contributing to inability to achieve specified LLDs;
- (e) Notification that the analytical laboratory does not participate in an interlaboratory comparison program and corrective action taken to preclude a recurrence; and

OFFSITE DOSE CALCULATION MANUAL

- (f) Results of the annual milk sampling program land use census "milk survey" to visually verify that the location of grazing animals in the vicinity of the PBNP site boundary so as to ensure that the milk sampling program remains as conservative as practicable.
- (g) The annual results from the contracted REMP analytical laboratory as well as the laboratory's analytical QA/QC results, in-house blanks, interlaboratory comparisons, etc., shall be submitted to the NRC, via the Annual Monitoring Report.

b. Non-Chemistry Functions

The primary responsibility for the implementation of the PBNP REMP and for any actions to be taken at PBNP, based on the results of the program, resides with the Plant Manager.

1. Manual control and distribution

The distribution of the PBNP Offsite Dose Calculation Manual is the responsibility of Document Control.

2. Program coordination

The daily operation of the program is conducted by PBNP Radiation Protection personnel, and other qualified personnel as required, under the supervision of an RP staff member who consults, as needed, with Chemistry. The daily administrative functions of the RP Management Employee address those functions required for the effective operation of the PBNP Radiological Environmental Monitoring Program. These administrative functions include the following:

- (a) Ensuring that samples are obtained in accordance with the type and frequency in Table 12-3 following procedures outlined in this manual;
- (b) Ensuring adequate sampling supplies and calibrated, functional equipment are available at all times;
- (c) Ensuring that air sampling pumps are maintained, repaired and calibrated as required and that an adequate number of backup pumps are readily available at all times;

OFFSITE DOSE CALCULATION MANUAL

- (d) Reporting lost or unavailable samples, as well as other potential deviations from the sampling regime in Table 12-3 will be documented via the radiological environmental sampling checklist forms and Corrective Action Program. Deviations are to be communicated to the cognizant Chemist.
- (e) As a courtesy to the State of Wisconsin, Point Beach assists in obtaining samples at co-located and other sampling sites (this is not a TS requirement); and
- (f) Assisting Chemistry, as necessary, with investigations into elevated radioactivity levels in environmental samples.

12.1.3 Quality Assurance / Quality Control

Quality assurance is an integral part of PBNP's Radiological Environmental Monitoring Program. The QATR commits PBNP to Reg. Guide 4.15, Quality Assurance for Radiological Monitoring Programs (Inception through Normal Operation to License Termination) – Effluent Streams and the Environment. The REMP involves the interaction of Chemistry and the contracted analytical laboratory. The contracted vendor shall participate in an interlaboratory comparison program. The laboratory is audited periodically, either by PBNP or by an independent third party.

Quality control for the PBNP portion of the Radiological Environmental Monitoring Program is achieved by following the procedures contained in this manual. Radiation Protection Technologists (RPTs) collect, package and ship environmental samples under the supervision of Radiation Protection supervisors. They are advised by Radiation Protection Management who has immediate responsibility for the overall technical operation of the environmental sampling functions. The RPTs receive classroom training as well as on-the-job training in carrying out these procedures.

An audit of the PBNP Radiological Environmental Monitoring Program and its results shall be completed periodically as a means of monitoring program effectiveness and assuring compliance with program directives. The audit shall be performed in accordance with Section 2.4.

OFFSITE DOSE CALCULATION MANUAL

12.2 REMP Implementation

12.2.1 Program Overview

a. Purpose

No significant or unexpected radionuclide concentrations of plant origin are expected because each normal effluent pathway at PBNP is monitored at or before the release point. However, the REMP is conducted to verify that plant operations produce no significant radiological impact on the environment and to demonstrate compliance with applicable standards.

b. Samples

Samples for the REMP are obtained from the aquatic, terrestrial and atmospheric environment. The sample types represent key indicators or critical pathways which have been identified by applying radiological principles from NRC and other guidance documents to the PBNP environment.

c. Monitoring Sensitivity

The effectiveness of the REMP in fulfilling its purpose depends upon the ability to accurately determine the nature and origins of fluctuations in low levels of environmental radioactivity. This requires a high degree of sensitivity so that it is possible to correctly discriminate between fluctuations in background radiation levels and levels of radioactivity that may be attributable to the operation of PBNP. Therefore, personnel actively participating in the monitoring program should make every effort to minimize the possibility of contaminating environmental samples and to obtain samples of the appropriate size.

12.2.2 Program Parameters

a. Contamination Avoidance

Contamination prevents the accurate quantification of environmental radioactivity and the correct differentiation between fluctuating background radioactivity and levels of radioactivity attributable to the operation of PBNP. Therefore, it is necessary that all personnel associated with collecting and handling radiological environmental samples take the appropriate precautions to minimize the possibility of contaminating the samples. Some of the precautions that should be taken and which will help to minimize contamination are listed below:

OFFSITE DOSE CALCULATION MANUAL

1. Equipment which has been in the radiologically controlled area, even if released clean, should not normally be used in conjunction with radiological environmental monitoring. An exception to this is the Health Physics Test Instrument (HPTI) equipment used to calibrate the air flow calibrator.
2. Store sampling equipment in radiologically clean areas only;
3. Store radiological environmental samples only in radiologically clean areas when samples cannot be shipped to the contractor on the same day they are collected;
4. Treat each sample as a possible source of contamination for other samples so as to minimize the possibility of cross-contamination;
5. Radiological environmental monitoring equipment should be repaired in clean-side shops;
6. Avoid entering contaminated areas prior to collecting environmental samples.

b. Lower Limit of Detection

The sensitivity required for a specific analysis of an environmental sample is defined in terms of the lower limit of detection (LLD). The LLD is the smallest concentration of radioactive material in a sample that will yield a net count, above system background, that will be detected with a 95% probability and have only a 5% probability of falsely concluding that a blank observation represents a real signal. Mathematically, the LLD is defined by the formula:

$$LLD = \frac{4.66S_b}{E \times V \times 2.22 \times Y \times e^{-\lambda \Delta T}} \quad [12-1]$$

Where: LLD = The a priori lower limit of detection in picocuries per unit volume or mass, as applicable
 S_b = The standard deviation of the background counting rate or the counting rate of a blank sample, as appropriate, in counts per minutes
 E = counting efficiency in counts per disintegration;
 V = sample size in units of volume or mass, as applicable;
 2.22 = number of disintegrations per minute per picocurie;
 Y = the fractional chemical yield as applicable;
 λ = the radioactive decay constant for the particular radionuclide; and
 ΔT = the elapsed time between sample collection, or the end of the collection period, and the time of counting.

OFFSITE DOSE CALCULATION MANUAL

Typical values of E, V, Y, and ΔT are used to calculate the LLD. As defined, the LLD is an *a priori* limit representing the capability of a measuring system and not an *a posteriori* limit for a particular measurement.

The required analysis for each environmental sample and the highest acceptable LLD associated with each analysis are listed in Table 12-1. Whenever LLD values lower than those specified in Table 12-1 are reasonably achievable, the analytical contractor for the radiological environmental samples will do so. When the LLDs listed in Table 12-1 are not achieved, a description of the factors contributing to the higher LLD shall be reported in the next PBNP Annual Monitoring Report.

c. Notification Levels

The Notification Level (NL) is that measured quantity of radioactivity in an environmental sample which, when exceeded, requires a notification of such an occurrence be made to the appropriate party. Regulatory and administrative notification levels are listed in Table 12-1.

1. Regulatory notification levels

The regulatory notification levels listed in Table 12-1 represent the concentration levels at which NRC notification is required. If a measured level of radioactivity in any radiological environmental monitoring program sample exceeds the regulatory notification level listed in Table 12-1, resampling and/or reanalysis for confirmation shall be completed within 30 days of the determination of the anomalous result. If the confirmed measured level of radioactivity remains above the notification level, a written report shall be submitted to the NRC. If more than one of the radionuclides listed in Table 12-1 are detected in any environmental medium, a weighted sum calculation shall be performed if the measured concentration of a detected radionuclide is greater than 25% of the notification levels. For those radionuclides with LLDs in excess of 25% of the notification level, a weighted sum calculation needs to be performed only if the reported value exceeds the LLD. Radionuclide concentration levels, called Weighted Sum Action Levels, which trigger a weighted sum calculation, are listed in Table 12-1.

The weighted sum is calculated as follows:

$$\frac{\text{concentration (1)}}{\text{notification level (1)}} + \frac{\text{concentration (2)}}{\text{notification level (2)}} + \dots = \text{weighted sum} \quad [12-2]$$

OFFSITE DOSE CALCULATION MANUAL

If the calculated weighted sum is equal to or greater than 1, resampling and/or reanalysis for confirmation shall be completed within 30 days of the determination of the anomalous result. If the confirmed calculated weighted sum remains equal to or greater than 1, see Section 12.1.2.a.3 for notification guidance. This calculation requirement and report is not required if the measured level of radioactivity was not the result of plant effluents.

2. Administrative notification levels

The administrative notification levels are the concentration levels at which the contracted analytical laboratory promptly notifies the cognizant Chemistry Specialist by phone, followed by a formal written communication. The administrative notification levels are lower than the NRC regulatory notification levels and lower than, or equal to, the weighted sum action levels so the nature and origin of the increased level of environmental radioactivity may be ascertained and corrective actions taken, if required.

d. Sampling Locations

A list of sampling locations and the corresponding location codes appear in Table 12-2. The locations are shown in Figure 12-1 through Figure 12-3. If samples become unavailable from specified sample locations, new locations for obtaining replacement samples shall be identified and added to the Radiological Environmental Monitoring Program. If milk or vegetation samples become unavailable from the specified sampling locations, new sampling locations will be identified within 30 days. The specific locations where samples were unavailable may be deleted from the monitoring program in accordance with established provisions for assessing changes. Any significant changes in existing sampling location and the criteria for the change shall be reported in the Annual Monitoring Report for the period in which the change occurred. Additional sampling locations may be designated if deemed necessary by cognizant company personnel. Figures and tables in this manual shall be revised to reflect the changes.

e. Sampling Media and Frequency

The minimum sampling frequency for the environmental media required by the PBNP REMP is found in Table 12-3. Additional samples may be collected in response to plant conditions as determined by the cognizant Chemistry Analyst. Included is algae which is not a NUREG-0472 requirement. Additionally, the REMP also includes the sampling of soil and shoreline sediment, which were not part of the PBNP RETS but kept for continuity with the preoperational monitoring program.

OFFSITE DOSE CALCULATION MANUAL

Samples are collected pursuant to HPIP 3.58.1, Radiological Environmental Sampling, which uses a monthly checklist to ensure that all the samples for the month are collected. The checklists also identify the schedule for the annual milk survey.

It is recognized that on occasions samples will be lost or that samples cannot be collected at the specified frequency because of hazardous conditions, seasonable unavailability, automatic sampling equipment malfunctions and other legitimate reasons. Reasonable efforts will be made to recover lost or missed samples if warranted and appropriate. If samples are not obtained at the indicated frequency or location, the reasons or explanations for deviations from the sampling frequency specified in Table 12-3 shall be documented in an AR and reported in the AMR.

f. Sample Analyses and Frequency

The PBNP REMP samples shall be analyzed for designated parameters at the frequency listed in Table 12-3. Additional samples may be collected in response to plant conditions. Gamma isotopic analysis means the identification and quantification of gamma-emitting radionuclides that may be attributable to effluents from PBNP. Typically, this entails the scanning of the spectrum from 80 to 2048 KeV and decay correcting identified radionuclides to the time of collection. The analysis specifically includes, but is not limited to, Mn-54, Fe-59, Zn-65, Co-58, Co-60, Zr/Nb-95, Ru-103, I-131, Cs-134, Cs-137, Ba/La-140, Ce-141, and Ce-144.

g. Analytical Laboratory

The contracted laboratory performs the analyses in such a manner as to attain the desired LLDs. The contracted laboratory participates in an inter-laboratory comparison crosscheck program.

The laboratory is responsible for providing prompt notification to the cognizant Chemist regarding any samples found to exceed the administrative notification levels as identified in Table 12-1.

12.2.3 Assistance to the State of Wisconsin (Non-Technical Specification Activity)

As a courtesy and convenience, PBNP personnel obtain certain environmental samples for the Section of Radiation Protection, Department of Health and Family Services of the State of Wisconsin.

OFFSITE DOSE CALCULATION MANUAL

12.2.4 Specification of Sampling Procedures

General radiological environmental sampling procedures follow the directives presented in Sections 12.1 and 12.2. Station procedures provide the specific information for the collection of the following samples:

- Vegetation
- Thermoluminescent Dosimeters (TLDs)
- Lake water
- Well water
- Air
- Milk
- Algae (part of PBNP RETS,10-3-1985)
- Fish
- Soil (not part of PBNP RETS,10-3-1985)
- Shoreline sediment (not part of PBNP RETS,10-3-1985)

12.2.5 Milk Survey

The milk sampling program is reviewed annually, including a visual verification of animal grazing in the vicinity of the site boundary, to ensure that sampling locations remain as conservative as practicable. The verification is conducted each summer by cognizant PBNP personnel. Because it is already assumed that milk animals may graze up to the site boundary, it is only necessary to verify that these animals have not moved onto the site. No animal census is required. Upon completion of the visual check, a memo will be generated to document the review and the memo sent to file. To ensure performance of the annual verification, "milk review" is identified on the sampling checklist.

OFFSITE DOSE CALCULATION MANUAL

TABLE 12-1
SAMPLE TYPES AND ASSOCIATED LOWER LEVEL OF DETECTION (LLD) AND
NOTIFICATION LEVEL VALUES

SAMPLE TYPE	REPORTING UNIT	PARAMETER	LLD ¹	NOTIFICATION LEVELS	
				NRC	PBNP ² (ADMIN.)
Vegetation	pCi/g (wet)	Cs-137	0.08	2	0.40
		Cs-134	0.06	1	0.20
		I-131	0.06	0.1	0.06
		Other ³	0.25	---	2.0
Shoreline Sediment and Soil ⁵	pCi/g (dry)	Cs-134/137	0.15/0.18	---	20
		Other ³	0.15	---	20
Algae ⁵	pCi/g (wet)	Cs-137	0.25	10	1
		Cs-134	0.25	10	1
		Co-58	0.25	10	1
		Co-60	0.25	10	1
		Other ³	0.25	---	1
Fish	pCi/g (wet)	Cs-137	0.15	2	0.40
		Cs-134	0.13	1	0.20
		Co-58	0.13	30	3
		Co-60	0.13	10	1
		Mn-54	0.13	30	3
		Fe-59	0.26	10	1
		Zn-65	0.26	20	2
		Other ³	0.5	---	6
Milk	pCi/L	Sr-89 ⁵	5	---	100
		Sr-90 ⁵	1	---	100
		I-131	0.5 ⁷	3	0.5
		Cs-134	15 (5)	60	15
		Cs-137	18 (5)	70	18
		Ba-La-140	15 (5)	300	30
		Other ³	15	---	30
Air Filter ⁶	pCi/m ³	Gross beta	0.01	---	1.0
		I-131	0.07 (0.03)	0.9	0.09
		Cs-137	0.06	20	2.0
		Cs-134	0.05	10	1.0
		Other ³	0.1	---	1.0
TLDs	mR/7 days	Gamma	1mR/TLD	---	5mR/7 days

OFFSITE DOSE CALCULATION MANUAL

TABLE 12-1
SAMPLE TYPES AND ASSOCIATED LOWER LEVEL OF DETECTION (LLD) AND
NOTIFICATION LEVEL VALUES

SAMPLE TYPE	REPORTING UNIT	PARAMETER	LLD ¹	NOTIFICATION LEVELS	
				NRC	PBNP ² (ADMIN.)
Lakewater ⁴ and Well Water	pCi/L from Total Solids	Gross beta	4	---	100
	pCi/L	Cs-134	15 (10)	30	15
		Cs-137	18 (10)	50	18
		Fe-59	30	400	40
		Zn-65	30	300	30
		Zr-Nb-95	15	400	40
		Ba-La-140	15	200	20
		Co-58	15 (10)	1,000	100
		Co-60	15 (10)	300	30
		Mn-54	15 (10)	1,000	100
		I-131	1 (0.5)	2	2
		Other ³	30	---	100
		H-3 ⁴ (Lakewater)	3,000 (200)	30,000	3,000
		H-3 (Well Water)	2,000 (200)	20,000	3,000
		Sr-89 ⁵	10 (5)	---	50
		Sr-90 ⁵	2 (1)	---	20

NOTE 1: The LLDs in this column are the maximum acceptable values. The values in parentheses are the administrative LLDs.

NOTE 2: Values in this column are not technical specifications

NOTE 3: "Other" refers to non-specified identifiable gamma emitters resulting from the operation of PBNP. Naturally occurring radionuclides are not included.

NOTE 4: No drinking water

NOTE 5: Items not required by PBNP RETS (10-3-1985) or NUREG-1301 but kept in the REMP for comparison to pre-operational and historical data.

NOTE 6: All particulate filters shall be allowed to decay for at least 24 hours after sampling to allow for radon and radon-daughter decay prior to gross β analysis.

NOTE 7: Lower than NUREG-1301 value 1 pCi/L to support PBNP's sampling frequency.

OFFSITE DOSE CALCULATION MANUAL

TABLE 12-2
RADIOLOGICAL ENVIRONMENTAL SAMPLING LOCATIONS

LOCATION CODE	LOCATION DESCRIPTION
E-01	Primary Meteorological Tower, South of the plant
E-02	Site Boundary Control Center - East Side of Building
E-03	Tapawingo Road, about 0.4 Miles West of Lakeshore Road
E-04	North Boundary
E-05	Two Creeks Park, the TLD is on South side of Two Creeks Road, West of Lakeshore Road on first pole West of Lakeshore.
E-06	Point Beach State Park - Water and shoreline sediment samples at the Coast Guard Station; soil and vegetation from the Point Beach State Park campground area N of the Coast Guard Station and on the West side of County Road O; TLD located South of lighthouse on telephone pole.
E-07	WPSC Substation on County Rt. V, about 0.5 Miles West of Hwy. 42
E-08	G. J. Francar Property, at the SE Corner of the Intersection of Cty. B and Zander Road
E-09	Nature Conservancy, East side of Hwy 42. Corner of Hwy 42 and Cty. BB. On pole North side of Entrance.
E-10	PBNP Site Well
E-11	Lambert Dairy Farm, 1523 Tapawingo Road, 0.5 miles West of Saxonburg Road
E-12	Discharge Flume / Pier, U-1 side
E-13	Pumphouse
E-14	South Boundary, about 0.2 miles East of Site Boundary Control Center
E-15	SW Corner of Site, N side of Nuclear Rd at junction with Twin Elder Rd.
E-16b	Pole #2124 23L17, Third pole (beside white underground cable post) N of old E-16 pole at residence 14427 Hwy 42
E-17	North of Mishicot, Cty. B and Assman Road, NE Corner of Intersection
E-18	NW of Two Creeks at Zander and Tannery Roads
E-20	Reference Location, 17 miles SW, at Silver Lake College
E-21	Local Dairy Farm just South of Site (R. Strutz) on Lakeshore and Irish Roads
E-22	West Side of Hwy. 42, about 0.25 miles North of Johanek Road
E-23	Greenfield Lane, about 4.5 Miles South of Site, 0.5 Miles East of Hwy. 42
E-24	North Side of County Rt. V, near intersection of Saxonburg Road
E-25	South Side of County Rt. BB, about 0.5 miles West of Norman/Saxonberg Road

OFFSITE DOSE CALCULATION MANUAL

TABLE 12-2
RADIOLOGICAL ENVIRONMENTAL SAMPLING LOCATIONS

LOCATION CODE	LOCATION DESCRIPTION
E-26b	804 Tapawingo Road, Pole #2124 18L17, Second Pole East of Cty. B. North Side of Road
E-27	NE corner of Saxonburg and Nuclear Roads, about 4 Miles WSW
E-28	TLD on westernmost pole between the 2nd and 3rd parking lots,
E-29	On microwave tower fence
E-30	NE corner at Intersection of Tapawingo and Lakeshore Roads.
E-31	On utility pole North side of Tapawingo Road closest to the gate at the West property line
E-32	On a conduit/pole located near the junction of property lines, about 500 feet east of the west gate in line with first designated treeline on Tapawingo Road and about 1200 feet south of Tapawingo Road. The location is almost under the power lines between the blue and gray transmission towers. (The conduit/pole is about 6 feet high).
E-33	Lake Michigan shoreline accessed from area just S of KPS discharge.
E-38	On tree West of former Retention Pond site
E-39	On tree East of former Retention Pond site
E-40	Local Dairy Farm (Barta), about 1.8 miles north of intersection of Highway 42 and Nuclear Road (Manitowoc County), on West side of Highway 42.
E-41	NW corner of Woodside and Nuclear Roads (Kewaunee Co.)
E-42	NW corner of Church and Division, East of Mishicot
E-43	West Side of Tannery Road South of Elmwood (7th pole South of Elmwood)
E-44	Utility Pole N side of Tapawingo Rd near house at 5011
E-TC	Transportation Control; Reserved for TLDs
E-F1a	Field ENE of E-14
E-F1b	Field immediately N of SBCC
E-F2	Field NW corner of Nuclear Rd and Lakeshore Rd, 200' W of Lakeshore Rd
E-F3	Field approximately 400 ft. E of E-15
E-F4	Field approximately 600 ft. W of Lakeshore Rd
E-F5	Field approximately 600 ft. W of Lakeshore Rd
E-F6	Field approximately 600 ft. W of Lakeshore Rd (West of marshy area)
E-F7	Field N of ISFSI and W of Lakeshore Rd, approximately 600 ft. W of Lakeshore Rd
E-F8	Field approximately 400 ft. NE of E-31
E-F9	Field approximately 1000 ft. W of E-04

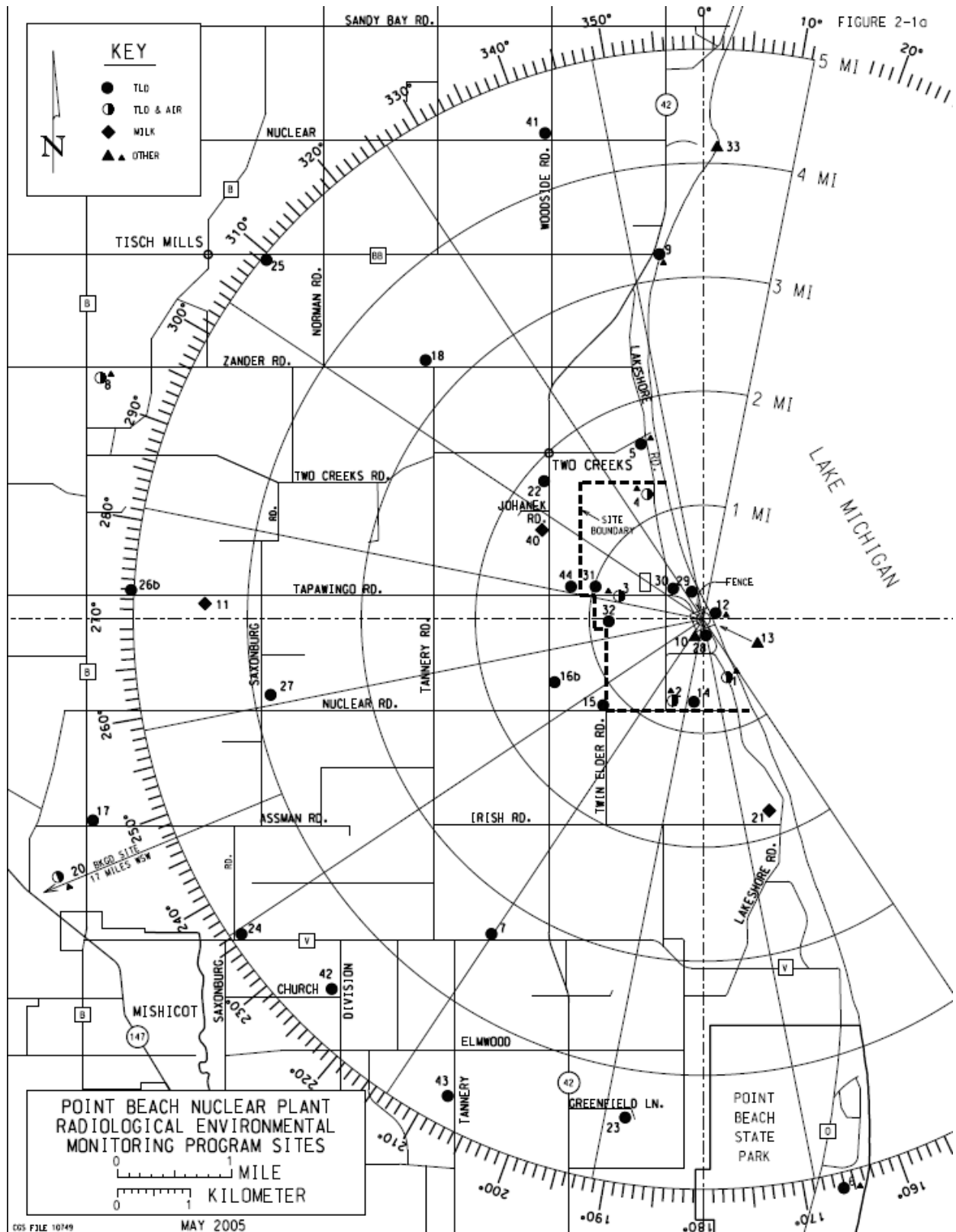
OFFSITE DOSE CALCULATION MANUAL

TABLE 12-3
PBNP RADIOLOGICAL ENVIRONMENTAL SAMPLE COLLECTION AND ANALYSIS
FREQUENCY

SAMPLE TYPE	SAMPLE CODES	ANALYSES	FREQUENCY
Environmental Radiation Exposure	E-01, -02, -03, -04, -05, -06, -07, -08, -09, -12, -14, -15, -16b, -17, -18, -20, -22, -23, -24, -25, -26b, -27, -28, -29, -30, -31, -32, -38, -39, -41, -42, -43, -44, -TC	TLD	Quarterly
Vegetation (Grass and Weeds)	E-01, -02, -03, -04, -06, -08, -09, -20,	Gamma isotopic	3x/yr as available
Vegetation (Crops)	E-F1a, -F1b, -F2, -F3, -F4, -F5, -F6, -F7, -F8, -F9	Gamma isotopic analysis	1x/yr as available
Algae	E-05, -12	Gamma isotopic	1x/yr as available
Fish (edible portions only)	E-13	Gamma isotopic	4x/yr as available
Well Water	E-10	Gross beta, H-3	Quarterly
		Sr-89, 90, I-131	
		Gamma isotopic	
Lake Water	E-01, -05, -06, -33	Gross beta	Monthly
		H-3, Sr-89, 90	Quarterly composite of monthly collections
		I-131	Monthly
		Gamma isotopic	Monthly
Milk	E-11, -21, -40	Sr-89, 90	Monthly
		I-131	
		Gamma isotopic	
Air Filters	E-01, -02, -03, -04, -08, -20	Gross beta	Weekly (particulate)
		I-131	Weekly (charcoal)
		Gamma isotopic	Quarterly (on composite particulate filters)
Soil	E-01, -02, -03, -04, -06, -08, -09, -20,	Gamma isotopic	1x/yr
Shoreline Sediment	E-01, -05, -06, -12, -33	Gamma isotopic Analysis	1x/yr

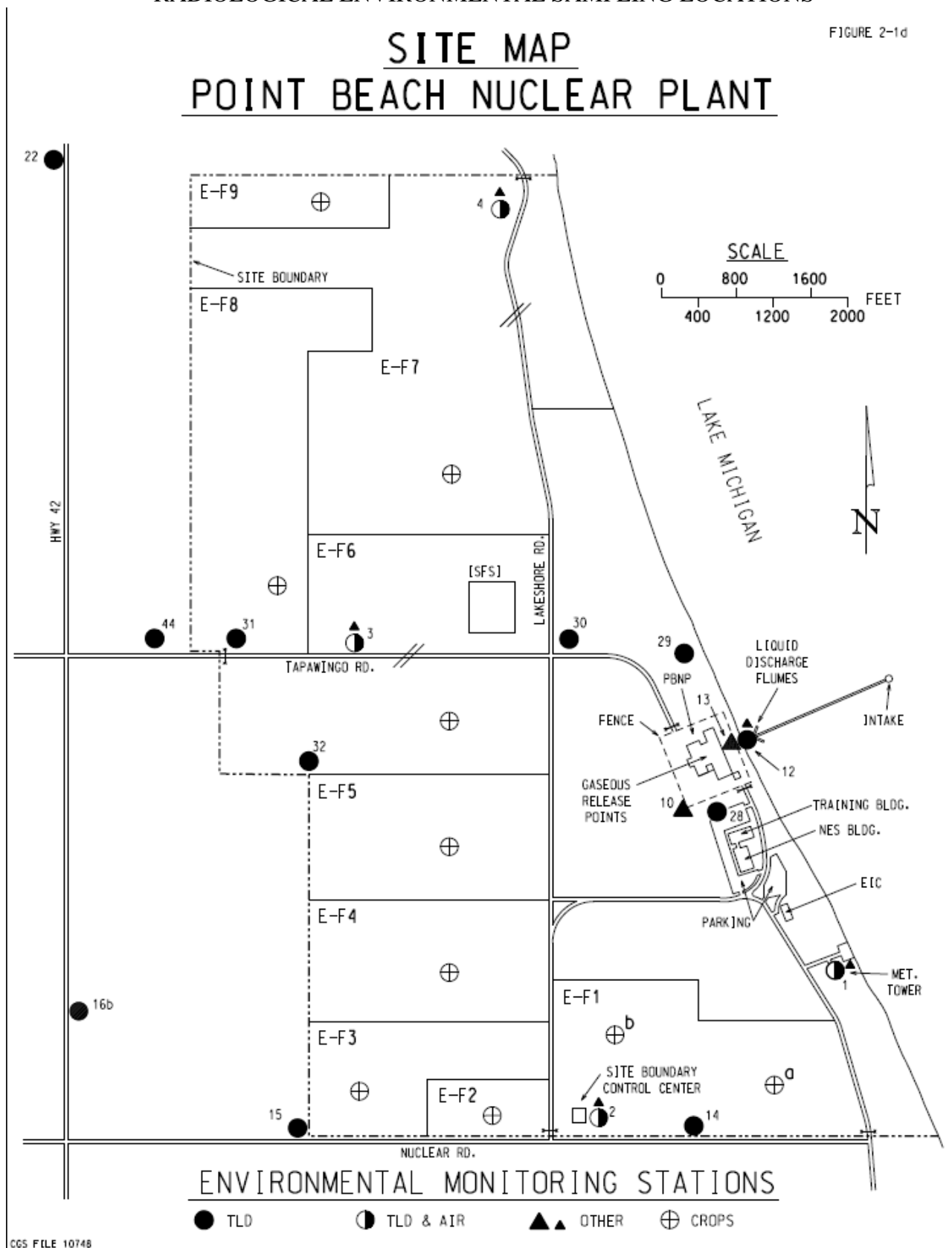
OFFSITE DOSE CALCULATION MANUAL

FIGURE 12-1
RADIOACTIVE ENVIRONMENTAL SAMPLING LOCATIONS



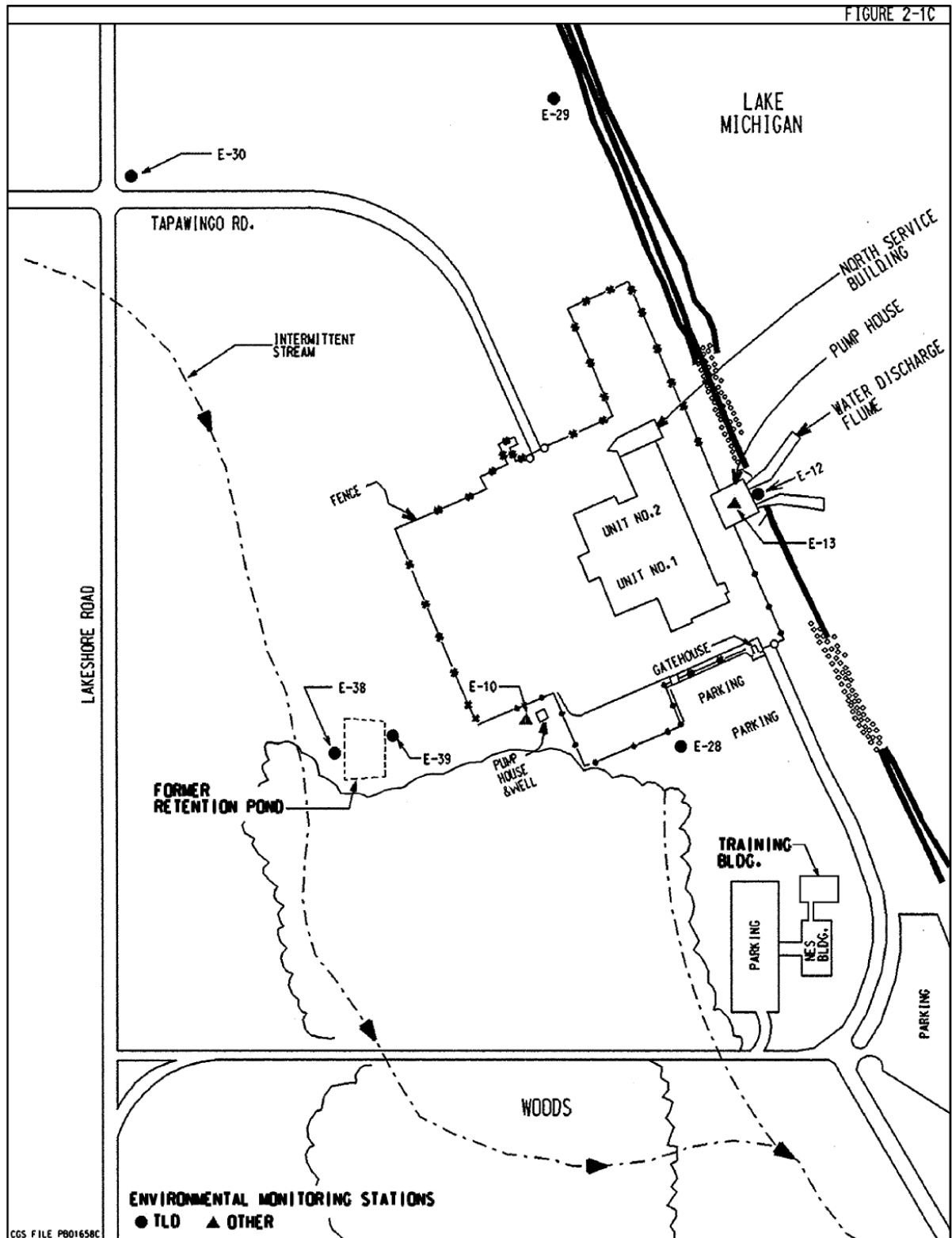
OFFSITE DOSE CALCULATION MANUAL

FIGURE 12-2
RADIOLOGICAL ENVIRONMENTAL SAMPLING LOCATIONS



OFFSITE DOSE CALCULATION MANUAL

FIGURE 12-3
RADIOLOGICAL ENVIRONMENTAL SAMPLING LOCATIONS



PB01658C.dgn 8/30/2005 8:11:44 AM

OFFSITE DOSE CALCULATION MANUAL

13.0 RADIOLOGICAL EFFLUENT CONTROLS PROGRAM

13.1 Radiological Effluent Controls Program

13.1.1 Basis

The Radiological Effluent Control Program (RECP) shall conform to 10 CFR 50.36a for the control of radioactive effluents and maintaining doses to members of the public from radioactive effluents as low as reasonably achievable (ALARA). The RECP also is established to control the amount and concentrations of radioactivity in PBNP effluent pursuant to the following documents:

- 10 CFR 50.34a-Design objectives for equipment to control releases of radioactive material in effluents-nuclear power reactors,
- 10 CFR 50, Appendix A, Criterion 60-Control of releases of radioactive material to the environment,
- 10 CFR 50, Appendix A, Criterion 63-Monitoring fuel and waste storage,
- 10 CFR 50, Appendix A, Criterion 64-Monitoring radioactivity releases,
- 10 CFR 20.1302-Compliance with dose limits for individual members of the public,
- 10 CFR 20.1501-General,
- PBNP General Design Criterion 17-Monitoring Radioactivity Releases, and
- PBNP General Design Criterion 70-Control of releases of radioactivity to the environment

13.1.2 Basis Statement

Liquid effluent from the radioactive waste disposal system is diluted by the circulating water system prior to release to Lake Michigan. With two pumps operating per unit, the flow of the circulating water system is approximately 390,000 gpm per unit. Operation of a single circulating water pump per unit reduces the nominal flow rate by about 35%. Liquid waste from the waste disposal system may be discharged to the circulating water system of either unit via the service water return header. Because of the low radioactivity levels in the circulating water discharge, the concentrations of liquid radioactive effluents at this point are not measured directly. Instead, the concentrations in the circulating water discharge are calculated from the measured concentration of the liquid effluent, the discharge flow rate of the effluent and the nominal flow in the circulating water system.

OFFSITE DOSE CALCULATION MANUAL

The release of radioactive materials in liquid effluents to unrestricted areas is monitored and controlled to conform to the dose objectives in Section II.A of Appendix I to 10 CFR 50 and will be ALARA in accordance with the requirements of 10 CFR Parts 50.34a and 50.36a. The monitoring and control also is undertaken to keep the concentrations of radionuclides in PBNP liquid effluent released to unrestricted areas conforming to ten times the maximum effluent concentration (MEC) values specified in Table 2, Column 2 of Appendix B to 10 CFR 20. Furthermore, the appropriate portions of the liquid radwaste treatment systems will be used as required to keep the releases ALARA.

These actions provide reasonable assurance that the resulting average annual dose or dose commitment from liquid effluent from each unit of the Point Beach Nuclear Plant for any individual in an unrestricted area from all pathways of exposure will not exceed the 10 CFR 50, Appendix I dose objectives. Thus, discharge of liquid wastes not exceeding these release limits will not result in significant exposure to members of the public because of consumption of drinking water from the lake, even if the effect of potable water treatment systems on reducing radioactive concentrations of the water supply is conservatively neglected.

Prior to release to the atmosphere, gaseous wastes are mixed in the auxiliary building vent with the flow from at least one of two auxiliary building exhaust fans. Further dilution then occurs in the atmosphere. Release of radionuclides to the atmosphere is monitored and controlled so that effluents to unrestricted areas conform to the dose objectives of Sections II.B and C of Appendix I to 10 CFR 50. Monitoring and control also is undertaken to ensure that at the point of maximum ground concentration at the site boundary, the radionuclide concentrations in the atmosphere will conform to the limits specified in Table 2, Column 1 of Appendix B to 10 CFR 20. Furthermore, the appropriate portions of the gaseous radwaste treatment system are used as required to keep the radioactive releases to the atmosphere ALARA.

In order to achieve the dose objectives of Appendix I to 10 CFR 50 and the aforementioned concentration limits, the setpoints for releases to the atmosphere and to Lake Michigan utilize the methodology found in the Offsite Dose Calculation Manual. Setpoints for releases to the atmosphere are based on conforming to the TS instantaneous dose rate limits using the dilution provided by building vents as well as the highest annual average χ/Q at the site boundary. Setpoints for releases to Lake Michigan are based only on dilution by circulation water. Together, control and monitoring provide reasonable assurance that the annual dose from each unit's effluents, to an individual in an unrestricted area will not exceed the dose objectives of Appendix I to 10 CFR 50.

OFFSITE DOSE CALCULATION MANUAL

Implementation of the RECP will keep average annual releases of radioactive material in PBNP effluents and their resultant committed effective dose equivalents at small percentages of the dose limits specified in 10 CFR 20.1301. At the same time, the methodology of implementing the RECP permits the flexibility of operation, compatible with considerations of health and safety, to assure that the public is provided with a dependable source of power even under unusual operating conditions which may temporarily result in releases higher than such numerical guides for design objectives set forth in Appendix I but still within levels that assure that the average population exposure is equivalent to small fractions of doses from natural background radiation.

Compliance with the provisions of Appendix I to 10 CFR Part 50 constitutes adequate demonstration of conformance to the standards set forth in 40 CFR Part 190 regarding the dose commitment to individuals from the uranium fuel cycle.

13.1.3 Other RECP Reportable Events

a. Radioactive Effluent Non-Treatment

If the effluent treatment system for radioactive liquids or for releases to the atmosphere is non-functional and effluents are being discharged for 31 consecutive days without the treatment required to meet the release limits specified in Section 6.1 and Section 7.1, a special report shall be prepared and submitted to the Commission within thirty days which includes the following information:

1. Identification of the non-functional equipment or subsystem and the reason for non-functionality.
2. Actions taken to restore the non-functional equipment to FUNCTIONAL status.
3. Summary description of actions taken to prevent a recurrence.

b. Exceeding Radioactive Effluent Release Limits

If the quantity of radioactive material actually released in liquid or gaseous effluents during any calendar quarter exceeds twice the quarterly limit as specified in Sections 6.2, 7.2 or 7.3, a special report shall be prepared and submitted to the Commission within thirty days of determination of the release quantity.

OFFSITE DOSE CALCULATION MANUAL

The report must describe the extent of exposure of individuals to radiation and radioactive material, including as appropriate:

1. corrective action(s) to be taken to reduce subsequent releases to prevent recurrence of exceeding the limits, including the schedule for achieving conformance with applicable limits, ALARA constraints, generally applicable environmental standards, and associated license conditions,
2. estimates of exposures to a member of the public, including the dose from any external storage units, such as the ISFSI and the SGSF, for compliance with 40 CFR 190 limits,
3. levels of radiation and concentrations of radioactive materials involved, and
4. cause of the elevated exposures, dose rates, or concentrations.

If the dose to any member of the public exceeds 75 mrem to the thyroid or 25 mrem to the whole body or any organ other than the thyroid, pursuant to 40 CFR 190, the report shall also contain a request for a variance from this standard pursuant to 40 CFR 190.11.

c. Major Change to Radioactive Liquid, Gaseous and Solid Waste Treatment Systems

Licensee initiated major changes to the radioactive waste treatment systems (liquid, gaseous, and solid) shall be reported to the U.S. Nuclear Regulatory Commission with the periodic update to the FSAR for the period for which the updates are submitted. The discussion of each change shall include:

1. A summary of the evaluation that led to the determination that the change could be made in accordance with 10 CFR Part 50.59;
2. Information necessary to support the reason for the change;
3. A description of the equipment, components and processes involved and the interfaces with other plant systems;
4. An evaluation of the change, which shows how the predicted releases of radioactive materials in liquid effluents and gaseous effluents and/or quantity of solid waste will differ from those previously predicted in the license application and amendments thereto;

OFFSITE DOSE CALCULATION MANUAL

5. An evaluation of the change, which shows the expected maximum exposures to an individual in the unrestricted area and to the general population that differ from those previously estimated in the license application and amendments thereto;
6. An estimate of the exposure to plant operating personnel because of the change

d. Audits

The activities of the Radiological Effluent Controls Program as described in this manual and its implementing procedures shall be audited in accordance with Section 2.4.

13.2 Radioactive Effluent Control and Accountability

13.2.1 Radiation Monitoring System

a. Description

The computerized Radiation Monitoring System (RMS) at Point Beach Nuclear Plant consists of area and process monitors. The effluent monitors are those process monitors that are designed to detect and measure radioactivity in liquid and gaseous releases from PBNP. A description of the liquid and gaseous effluent monitors and associated isolation and control functions are presented in ODCM Sections 9.1 and 10.1.

b. Calibration

Calibration of the RMS detectors is accomplished according to the PBNP instrument and control procedures.

c. Setpoints

The methodology for determining effluent RMS detector setpoints is described in the ODCM Sections 9.1 and 10.1.

d. Alarms

Response to alarms received from RMS effluent detectors is described in the PBNP RMS Alarm Setpoint and Response Book.

e. Effluent Detector Functionality and Surveillance

Detector functionality and surveillance requirements are addressed in Sections 6.0 and 7.0 of this manual.

OFFSITE DOSE CALCULATION MANUAL

13.2.2 Release Accountability

Control and accountability of radioactivity in PBNP effluents is accomplished by the RMS in conjunction with the characterization of radionuclide distributions by laboratory analyses of grab samples from the various waste streams. Sampling frequencies and analysis requirements are set forth in Sections 6.1.4 and 7.1.4 of this manual. Additional aspects of grab sampling and release accountability are described in the PBNP Release Accountability Manual

13.3 Radioactive Effluent Monitoring Instrumentation Functionality Requirements

13.3.1 Objective

The functionality of detectors is specified in order to ensure that liquid and gaseous radioactive effluents are adequately monitored and to ensure that alarm or trip setpoints are established such that effluent releases do not exceed the values cited in Sections 6.1.1, 6.2.1, 7.1.1, 7.2.1, 7.3.1 and 8.1.

13.3.2 Functionality Specifications

- a. The radioactive effluent monitoring instrumentation channels listed in Table 6-2 and Table 7-2 shall be functional. The alarm or trip setpoints of these channels shall be determined and adjusted in accordance with the methodology and parameters in the ODCM.
 1. All monitors are defined by the term FUNCTIONAL – FUNCTIONALITY, **EXCEPT** 1(2) RE-212 Containment Noble Gas Monitor which is defined by the term OPERABLE – OPERABILITY.
 2. **IF** the ability of 1(2) RE-212, Containment Noble Gas Monitor, to perform its function is questioned,
THEN the Operability Determination process is applicable.
(LCO 3.4.15, RCS Leakage Detection Instrumentation)
- b. If fewer than the minimum number of radioactive effluent monitoring channels are functional, the action statement listed in either Table 6-2 or Table 7-2 shall be taken. Best effort shall be made to return a non-functional channel to functional status within 30 days.
- c. If the channel is not returned to a functional status within 30 days, the circumstances of the instrument failure and schedule for repair shall be reported to the NRC Resident Inspector.

OFFSITE DOSE CALCULATION MANUAL

- d. If a radioactive effluent monitoring instrumentation channel alarm or trip setpoint is found less conservative than required by the ODCM, the channel shall be declared non-functional
OR the setpoint shall be changed to the ODCM value or a more conservative value.

13.4 Solid Radioactive Waste

The solid radwaste system shall be used in accordance with the Process Control Program to process radioactive wastes to meet all shipping and burial ground requirements. If the provisions of the Process Control Program are not satisfied, shipments of defectively processed or defectively packaged radioactive waste from the site will be suspended. The Process Control Program shall be used to verify solidification of radwaste.

OFFSITE DOSE CALCULATION MANUAL

14.0 REFERENCES

- 14.1 10 CFR Part 50, "Domestic Licensing of Production and Utilization Facilities," U.S. Nuclear Regulatory Commission, Washington DC.
- 14.2 Regulatory Guide 1.109, "Calculation of Annual Doses to Man from Routine Releases of Reactor Effluents for the Purpose of Demonstrating Compliance with 10 CFR Part 50, Appendix I," U.S. Nuclear Regulatory Commission, Washington, DC.
- 14.3 Regulatory Guide 1.113, "Estimating Aquatic Dispersion of Effluents from Accidental and Routine Reactor Releases for the Purpose of Implementing Appendix I," U.S. Nuclear Regulatory Commission, Washington, DC.
- 14.4 Regulatory Guide 1.21, "Measuring, Evaluating, and Reporting Radioactive Material in Liquid and Gaseous Effluents and Solid Waste," U.S. Nuclear Regulatory Commission, Washington, DC.
- 14.5 NUREG-0133, "Preparation of Radiological Effluent Technical Specifications for Nuclear Power Plants," October 1978.
- 14.6 NUREG-1301, "Offsite Dose Calculation Manual Guidance: Standard Radiological Effluent Controls for Pressurized Water Reactors," April 1991.
- 14.7 EPRI Technical Report 1021106 "Estimation of Carbon-14 in Nuclear Power Plant Gaseous Effluents", 2010.
- 14.8 Report No. R-2330244-001, Point Beach Annual Meteorological and Atmospheric Dispersion Report for 2009, December 2010.
- 14.9 Regulatory Guide 4.1, "Radiological Environmental Monitoring for Nuclear Power Plants," June 2008, Rev. 2, USNRC, Washington, DC.

NOTE: The NRC documents (References 14.2 - 14.6, and 14.9) are presented for informational purposes and do not constitute a NextEra Energy Point Beach commitment to these documents.

OFFSITE DOSE CALCULATION MANUAL

APPENDIX A
LIQUID PATHWAY EMEC FOR USE IN SETPOINT CALCULATIONS

The effective maximum effluent concentration (EMEC) is calculated from the annual liquid releases for the years 2000 through 2010 (Table A-1). The EMEC is the total concentration of radionuclides which can be discharged without having the summation of concentration fractions exceed unity. To obtain this value, the average annual total radionuclide concentration is divided by the sum of the ratio of each average individual radionuclide concentration divided by 10x its maximum effluent concentration listed in 10CFR20, Appendix B, Table 2, Col 2. The EMEC formula (Equation 9-3) is:

$$EMEC = \frac{\sum C_i}{\sum \frac{C_i}{MEC_i}} \text{ or } EMEC = \frac{\sum C_i}{SOF} \quad [A-1]$$

Where: *SOF* = Sum of fractions
C_i = Annual average concentration of radionuclide "i"
MEC_i = 10x the maximum effluent concentration from 10CFR20, Appendix B, Table 2, Column 2. Also referred to as the Effluent Concentration Limit (ECL)

The 2000 – 2010 liquid effluent data are used for calculating the annual averages and EMEC (see Table A-1). C-14, Ni-63 and Tc-99 were added to the analytical requirements for liquid wastes in 2009, so each of these three radionuclides is averaged only over the two years of available data.

The annual average concentration is based on the volume for all of the eleven years. In calculating the annual average concentrations, the annual liquid waste effluent volumes were not used because they were four orders of magnitude lower than the dilution volume and would have but a minor effect on the resulting concentrations.

The calculated value for the EMEC is 9.89E-03 µCi/cc. The NaI detectors do not measure pure β-emitters such as H-3, C-14, Fe-55, Ni-63, Sr-90, and Tc-99. Therefore, a β-correction factor (βCF) is used to correct for these radionuclides to correct for these isotopes not being detected by the monitors. Additional conservatism is realized when calculating individual liquid effluent monitor setpoints because the minimum dilution flow is used. PBNP technical specifications allow liquid discharge concentrations at ten times the concentrations set forth in 10CFR20, Appendix B, Table 2, Column 2.

The EMEC is the maximum concentration allowed at the point of discharge. Therefore, in addition to a βCF, a dilution scaling factor (SF) is applied to determine the monitor setpoint which is the maximum allowable discharge concentration. The SF is the ratio of the circ water flow rate (CW) to the release rate (RR) [ODCM formula 9-5]. Therefore the SP = EMEC * SF * βCF. The SF is calculated from the minimum circ water flow (243,000 gpm) and the maximum effluent release rate (Table 9-1).

OFFSITE DOSE CALCULATION MANUAL

TABLE A-1
LIQUID EFFLUENT VOLUMES

	2000	2001	2002	2003	2004	2005	2006	2007	2008	2009	2010	TOTAL	AVE.
Discharge Vol. (cc)	4.94E+11	4.15E+11	4.72E+11	3.96E+11	4.15E+11	3.59E+11	3.77E+11	3.84E+11	4.12E+11	4.80E+11	6.24E+11	4.83E+12	4.39E+11
Dilution Vol. (cc)	1.06E+15	1.04E+15	1.03E+15	1.00E+15	1.04E+15	8.64E+14	1.12E+15	1.10E+15	1.70E+15	1.07E+15	1.11E+15	1.21E+16	1.103E+15

TABLE A-2
LIQUID EFFLUENT RELEASES

	MEC (μ Ci/cc)	2000 (Ci/yr)	2001 (Ci/yr)	2002 (Ci/yr)	2003 (Ci/yr)	2004 (Ci/yr)	2005 (Ci/yr)	2006 (Ci/yr)	2007 (Ci/yr)	2008 (Ci/yr)	2009 (Ci/yr)	2010 (Ci/yr)	Total (Ci)	Ave. (Ci/yr)
H-3	1.00E-03	8.04E+02	5.88E+02	5.60E+02	7.48E+02	6.08E+02	5.53E+02	6.07E+02	5.88E+02	5.34E+02	6.37E+02	5.59E+02	6.79E+03	6.17E+02
C-14	3.00E-05										1.97E-02	3.39E-03	2.31E-02	1.15E-02
F-18	7.00E-04	2.26E-04	9.90E-04	3.31E-04	1.08E-03	1.30E-03	1.20E-03	2.52E-03	2.45E-03	1.97E-03	3.81E-03	5.66E-03	2.15E-02	1.96E-03
Na-22	6.00E-06										5.58E-06		5.58E-06	5.07E-07
Na-24	5.00E-05									5.50E-06			5.50E-06	5.00E-07
Cr-51	5.00E-04	8.24E-03	9.08E-03	1.41E-02	8.23E-03	4.25E-04	2.55E-03	7.82E-03	3.10E-03	2.06E-02	8.63E-03	4.88E-03	8.77E-02	7.97E-03
Mn-54	3.00E-05	4.53E-04	1.52E-03	4.42E-04	1.06E-03	1.21E-04	6.97E-04	4.39E-04	1.24E-04	6.62E-04	9.10E-04	1.42E-04	6.57E-03	5.97E-04
Mn-56	7.00E-05							1.92E-06					1.92E-06	1.75E-07
Fe-55	1.00E-04	1.12E-02	8.80E-03	6.82E-03	7.21E-03	3.85E-03	3.23E-03	3.06E-03	6.22E-03	5.50E-03	4.62E-03	4.92E-03	6.54E-02	5.95E-03
Fe-59	1.00E-05	1.23E-04	2.18E-04	1.85E-03	3.11E-04	5.61E-05	1.04E-05	1.09E-04	1.93E-04	5.21E-04	1.49E-04	3.66E-04	3.91E-03	3.55E-04
Ni-63	1.00E-04										9.94E-03	2.26E-03	1.22E-02	6.10E-03
Co-57	6.00E-05	1.29E-04	1.03E-03	1.11E-04	1.29E-04	1.06E-05	3.04E-05	5.50E-06		2.72E-04	9.13E-05	5.60E-05	1.86E-03	1.69E-04
Co-58	2.00E-05	5.56E-02	9.01E-02	3.39E-02	1.04E-01	4.12E-03	4.92E-03	3.58E-03	6.26E-03	3.70E-02	1.36E-02	4.28E-02	3.96E-01	3.60E-02
Co-60	3.00E-06	7.33E-03	1.35E-02	3.61E-03	1.27E-02	2.13E-03	8.02E-03	9.94E-03	5.45E-03	1.10E-02	2.17E-02	3.96E-03	9.93E-02	9.03E-03
Zn-65	5.00E-06	1.44E-04	1.76E-04	4.57E-05	6.35E-05	3.73E-06	8.13E-05	4.38E-05	4.62E-06	1.55E-04	3.50E-04	9.33E-06	1.08E-03	9.79E-05
As-76	1.00E-05				2.07E-05	1.27E-05	1.97E-05	1.84E-05	1.99E-05	7.09E-06	9.33E-05	8.59E-09	1.92E-04	1.74E-05
Sr-89	8.00E-06	3.41E-06									7.69E-05		8.03E-05	7.30E-06
Sr-90	5.00E-07	3.04E-04	8.79E-05	2.14E-04	1.57E-05			1.71E-06	9.36E-05	1.03E-05	1.95E-05		7.47E-04	6.79E-05
Sr-92	4.00E-05		1.36E-06	4.25E-05	5.54E-06						1.76E-06	1.61E-06	5.27E-05	4.79E-06
Nb-95	3.00E-05	1.07E-03	3.86E-03	1.67E-03	1.73E-03	1.83E-04	1.62E-03	9.38E-04	2.71E-04	3.92E-03	1.57E-03	6.09E-04	1.74E-02	1.59E-03
Nb-97	3.00E-04	2.93E-05	1.92E-05	9.20E-06	1.92E-05	1.50E-05	7.07E-06	9.10E-06	1.83E-06	1.50E-05	6.36E-06	1.13E-05	1.43E-04	1.30E-05

OFFSITE DOSE CALCULATION MANUAL

TABLE A-2
LIQUID EFFLUENT RELEASES

	MEC ($\mu\text{Ci/cc}$)	2000 (Ci/yr)	2001 (Ci/yr)	2002 (Ci/yr)	2003 (Ci/yr)	2004 (Ci/yr)	2005 (Ci/yr)	2006 (Ci/yr)	2007 (Ci/yr)	2008 (Ci/yr)	2009 (Ci/yr)	2010 (Ci/yr)	Total (Ci)	Ave. (Ci/yr)
Zr-95	2.00E-05	5.11E-04	1.69E-03	7.02E-03	8.89E-04	5.26E-05	6.85E-04	4.97E-04	4.53E-05	2.12E-03	8.17E-04	3.38E-04	1.47E-02	1.33E-03
Zr-97	9.00E-06		1.65E-06	5.31E-08	7.14E-06	0.00E+00	0.00E+00	2.86E-06				6.67E-06	1.84E-05	1.67E-06
Mo-99	2.00E-05		1.96E-06		8.72E-06								1.07E-05	9.71E-07
Tc-99	6.00E-05										6.46E-04	6.60E-04	1.31E-03	6.53E-04
Tc-99m	1.00E-03		6.34E-06		8.45E-06								1.48E-05	1.34E-06
Ru-103	3.00E-05			9.58E-06					2.68E-06	2.05E-05			3.28E-05	2.98E-06
Ru-105	7.00E-05			1.68E-05									1.68E-05	1.52E-06
Ru-106	3.00E-06			2.31E-05	3.13E-05				2.49E-04				3.03E-04	2.76E-05
Ag-110m	6.00E-06	2.92E-03	4.66E-03	2.80E-03	3.85E-03	5.45E-04	3.29E-03	2.46E-03	4.74E-03	2.67E-03	1.06E-03	2.95E-03	3.19E-02	2.90E-03
Sn-113	3.00E-05	1.20E-04	3.51E-04	6.91E-04	4.17E-04	3.23E-05	1.64E-04	7.81E-05	1.17E-04	1.22E-03	4.34E-04	2.88E-04	3.91E-03	3.56E-04
Sn-117m	3.00E-05	3.47E-04	5.83E-04	1.32E-03	1.45E-03	1.29E-03	2.45E-03	1.24E-03	2.27E-03	4.34E-03	3.68E-03	1.70E-03	2.07E-02	1.88E-03
Sb-122	1.00E-05	5.90E-06		3.14E-06	4.25E-06		5.75E-06	3.49E-06	1.33E-05		5.66E-07		3.64E-05	3.31E-06
Sb-124	7.00E-06	2.03E-04	4.31E-04	6.09E-04	4.71E-04	1.76E-03	4.76E-05	2.01E-04	2.90E-04	1.20E-03	7.59E-04	1.06E-03	7.03E-03	6.39E-04
Sb-125	3.00E-05	5.70E-03	6.65E-04	2.06E-03	1.30E-02	6.69E-03	2.40E-02	9.15E-04	4.88E-02	2.64E-02	8.90E-03	1.57E-03	1.39E-01	1.26E-02
Te-131	8.00E-05							3.49E-06					3.49E-06	3.17E-07
Te-132	9.00E-06	2.73E-05		3.73E-05	1.17E-04	1.07E-05			2.32E-05	1.38E-05			2.29E-04	2.09E-05
I-131	1.00E-06	1.65E-04		9.30E-05	1.97E-06	2.50E-06			3.74E-05	9.32E-07		1.21E-05	3.13E-04	2.85E-05
I-132	1.00E-04									1.10E-05			1.10E-05	1.00E-06
I-133	7.00E-06	2.68E-06					1.74E-05	4.22E-05	2.06E-05	1.53E-06		2.10E-05	1.05E-04	9.58E-06
Cs-134	9.00E-07							2.70E-06					2.70E-06	2.45E-07
Cs-134m	2.00E-03			4.09E-06									4.09E-06	3.72E-07
Cs-136	6.00E-06	1.73E-05	1.60E-05	6.94E-06	6.83E-06		1.51E-06				5.67E-06	2.42E-06	5.67E-05	5.15E-06
Cs-137	1.00E-06	9.15E-04	9.31E-05	2.84E-05	7.83E-05	3.57E-05	2.62E-04	5.13E-04	1.04E-04	9.35E-05	2.45E-03	1.17E-05	4.58E-03	4.16E-04
Ba-139	2.00E-04	5.37E-07											5.37E-07	4.88E-08
Ba-140	8.00E-06		9.31E-06					3.66E-05	1.79E-05				6.38E-05	5.80E-06
La-140	9.00E-06	1.45E-04		8.21E-06									1.53E-04	1.39E-05
Ce-141	3.00E-05	0.00E+00	2.18E-06										2.18E-06	1.99E-07
W-187	3.00E-05							1.12E-05					1.12E-05	1.02E-06

OFFSITE DOSE CALCULATION MANUAL

TABLE A-3
LIQUID EFFLUENT CONCENTRATIONS
(The pure β emitters are highlighted)

	MEC ($\mu\text{Ci/cc}$)	Ann. Average ($\mu\text{Ci/cc}$)	$C_i/10xMEC_i$
H-3	1.00E-03	5.59E-07	5.59E- 05
C-14	3.00E-05	1.05E-11	3.49E- 08
F-18	7.00E-04	1.77E-12	2.54E-10
Na-22	6.00E-06	4.60E-16	7.66E-12
Na-24	5.00E-05	4.53E-16	9.07E-13
Cr-51	5.00E-04	7.23E-12	1.45E-09
Mn-54	3.00E-05	5.41E-13	1.80E-09
Mn-56	3.00E-05	1.58E-16	2.26E-13
Fe-55	1.00E-04	5.39E-12	5.39E-09
Fe-59	1.00E-05	3.22E-13	3.22E-09
Ni-63	1.00E-04	5.53E-12	5.53E-09
Co-57	6.00E-05	1.53E-13	2.56E-10
Co-58	2.00E-05	3.26E-11	1.63E-07
Co-60	3.00E-06	8.19E-12	2.73E-07
Zn-65	5.00E-06	8.87E-14	1.77E-09
As-76	1.00E-05	1.58E-14	1.58E-10
Sr-89	8.00E-06	6.62E-15	8.27E-11
Sr-90	5.00E-07	6.16E-14	1.23E-08
Sr-92	4.00E-05	4.35E-15	1.09E-11
Nb-95	3.00E-05	1.44E-12	4.79E-09
Nb-97	3.00E-04	1.18E-14	3.92E-12
Zr-95	2.00E-05	1.21E-12	6.04E-09
Zr-97	9.00E-06	1.51E-15	1.68E-11
Mo-99	2.00E-05	8.80E-16	4.40E-12
Tc-99	6.00E-05	5.92E-13	9.86E-10
Tc-99m	1.00E-03	1.22E-15	1.22E-13
Ru-103	3.00E-05	2.70E-15	9.00E-12
Ru-105	7.00E-05	1.38E-15	1.97E-12
Ru-106	3.00E-06	2.50E-14	8.33E-10
Ag-110m	6.00E-06	2.63E-12	4.39E-08
Sn-113	3.00E-05	3.22E-13	1.07E-09
Sn-117m	3.00E-05	1.70E-12	5.68E-09
Sb-122	1.00E-05	3.00E-15	3.00E-11
Sb-124	7.00E-06	5.80E-13	8.28E-09
Sb-125	3.00E-05	1.14E-11	3.81E-08
Te-131	8.00E-08	2.88E-16	3.60E-13
Te-132	9.00E-06	1.89E-14	2.10E-10
I-131	1.00E-06	2.58E-14	2.58E-09
I-132	1.00E-04	9.07E-16	9.07E-13

OFFSITE DOSE CALCULATION MANUAL

TABLE A-3(CONT'D)
LIQUID EFFLUENT CONCENTRATIONS

	MEC ($\mu\text{Ci/cc}$)	Ann. Average ($\mu\text{Ci/cc}$)	$C_i/10 \times \text{MEC}_i$
I-133	7.00E-06	8.69E-15	1.24E-10
Cs-134	9.00E-07	2.23E-16	2.47E-11
Cs-134m	2.00E-03	3.37E-16	1.69E-14
Cs-136	6.00E-06	4.67E-15	7.79E-11
Cs-137	1.00E-06	3.77E-13	3.77E-08
Ba-139	2.00E-04	4.43E-17	2.21E-14
Ba-140	8.00E-06	5.26E-15	6.57E-11
La-140	9.00E-06	1.26E-14	1.40E-10
Ce-141	3.00E-05	1.80E-16	6.00E-13
W-187	3.00E-05	9.23E-16	3.08E-12
TOTAL		5.59E-07	5.66E-05
TOTAL γ		7.07E-11	5.95E-07
Total β		5.59E-07	5.60E-05

The βCF is based on the condition that the total summation of fraction or $\Sigma\text{SOF} \leq 1$.
Therefore, at the setpoint, the β and γ SOF fractions of the total SOF (ΣSOF) must satisfy the condition

$$1 = \text{SOF}\beta / \Sigma\text{SOF} + \text{SOF}\gamma / \Sigma\text{SOF}.$$

Because the monitors detect only the gamma fraction of the ΣSOF , the EMEC is multiplied by the ratio $\text{SOF}\gamma / \Sigma\text{SOF}$ which is the βCF . Using the above Table A-3 SOF values, the

$$\beta\text{CF} = \text{SOF}\gamma / \Sigma\text{SOF} = 5.95\text{E-}07 / 5.66\text{E-}05 = 1.05\text{E-}02.$$

TABLE A-4
BETA CORRECTED SETPOINTS

Beta Corrected Set Point = EMEC x SF x βCF			
	MAX	SF	β -Corrected
Monitor	GPM	(CW/RR)	SP($\mu\text{Ci/cc}$)
1/2RE-229	22200	1.09E+01	1.14E-03
1/2RE-219/222	200	1.22E+03	1.26E-01
RE-230	700	3.47E+02	3.61E-02
RE-220	700	3.47E+02	3.61E-02
RE-218/223	100	2.43E+03	2.53E-01
1/2RE-216	4000	6.08E+01	6.32E-03

OFFSITE DOSE CALCULATION MANUAL

APPENDIX B
LIQUID DOSE FACTORS TECHNICAL BASIS

TECHNICAL BASIS FOR PBNP SITE-SPECIFIC LIQUID DOSE FACTORS

The site-specific liquid dose factors, presented in Table 9-2, have been extracted from the liquid dose equations outlined in Regulatory Guide 1.109, Section C.1, along with the guidance of NUREG-0133. To obtain the liquid dose factors, all variables specific to each release of liquid effluents have been removed from the liquid dose equations of Regulatory Guide 1.109, Section C.1. These include the dilution flow rate and the average release rate of the effluent. The dose factors for each liquid effluent pathway are calculated using the following equations:

Aquatic Foods (Fish)

$$A_{io} = 114000 \times M_p \times U_{ap} \times \sum_i B_{ip} D_{aio} e^{-\lambda_i t_p} \quad [B-1]$$

- Where:
- A_{io} = Ingestion dose factor to the total body or any organ "o" for radionuclide "i" (mrem/hr per $\mu\text{Ci/mL}$)
 - : M_p = the mixing ratio (reciprocal of the dilution factor) at the point of harvest of aquatic food
 = 0.1136 (Point of harvest of the fresh fish is taken at a point 1000m downstream. The plume centerline dilution factor at this location is 8.8 using RG 1.113 methodology. The factor of 2 allowed for current reversals was not used. See Appendix E.)
 - U_{ap} = annual fish consumption rate for age group "a" and meat pathway "p" (kg/yr)
 = 0 kg/yr for infant
 = 6.9 kg/yr for child
 = 16 kg/yr for teen
 = 21 kg/yr for adult (see RG 1.109, Table E-5 for maximum exposed individual)
 - B_{ip} = the equilibrium bioaccumulation factor for radionuclide "i" in pathway "p", expressed as the ratio of the concentration in biota (in pCi/kg) to the radionuclide concentration in water (pCi/l). (L/kg, see RG 1.109, Table A-1)
 - D_{aio} = ingestion dose factor for age group "a", radionuclide "i" and organ "o", from Reg. Guide 1.109 (mrem/pCi)
 - λ_i = the radioactive decay constant of nuclide "i", in day^{-1}
 - t_p = the average transit time required for nuclides to reach the point of exposure. For internal dose, t_p is the total time elapsed between release of the nuclides and the ingestion of the water
 = 0.5 d
 - 114000 = conversion factor (pCi/ μCi * mL/L per hr/yr)

OFFSITE DOSE CALCULATION MANUAL

Irrigated Foods (Meat From Watered Cattle)

$$A_{io} = 114000 \times M_p \times U_{ap} \times Q_{Aw} \times \sum_i F_f D_{aio} e^{-\lambda_i t_s} \quad [B-2]$$

Where:

- M_p = the mixing ratio (reciprocal of the dilution factor) at the point of harvest of aquatic food
= 0.1111 (Point at which water is taken from the lake is plume centerline 1 mile downstream. The plume centerline dilution factor at this location is 9 using RG 1.113 methodology. See Appendix E.)
- U_{ap} = annual meat consumption rate for age group "a" and meat pathway "p" (kg/yr)
= 0 kg/yr for infant
= 41 kg/yr for child
= 65 kg/yr for teen
= 110 kg/yr for adult (see RG 1.109, Table E-5 for maximum exposed individual)
- Q_{Aw} = consumption rate of contaminated water by an animal (L/d)
= 60 L/day (see RG 1.109, Table E-3)
- F_f = stable element transfer coefficients (d/kg, see RG 1.109, Table E-1)
- D_{aio} = ingestion dose factor for age group "a", radionuclide "i" and organ "o", from Reg. Guide 1.109 (mrem/pCi)
- λ_i = the radioactive decay constant of nuclide "i", in day⁻¹
- t_s = time from slaughter to consumption (d)
= 20d (see RG 1.109, Table E-15)
- 114000 = conversion factor (pCi/μCi * mL/L per hr/yr)

OFFSITE DOSE CALCULATION MANUAL

Irrigated Foods (Milk From Watered Cattle)

$$A_{io} = 114000 \times M_p \times U_{ap} \times Q_{Aw} \times \sum_i F_m D_{aio} e^{-\lambda_i t_f} \quad [B-3]$$

Where:

- M_p = the mixing ratio (reciprocal of the dilution factor) at the point of harvest of aquatic food;
= 0.1111 (Point at which water is taken as plume centerline 1 mile downstream. The plume centerline dilution factor at this location is 9 using RG 1.113 methodology. See Appendix E.)
- U_{ap} = annual cow's milk consumption rate for age group "a" and milk pathway "p" (L/yr)
= 330 L/yr for infant
= 330 L/yr for child
= 400 L/yr for teen
= 310 L/yr for adult (from RG 1.109, Table E-5 for maximum exposed individual)
- Q_{Aw} = consumption rate of contaminated water by an animal (L/d)
= 60 L/day (see RG 1.109, Table E-3)
- F_m = stable element transfer coefficients (d/L, from RG 1.109, Table E-1)
- D_{aio} = ingestion dose factor for age group "a", radionuclide "i" and organ "o", from Reg. Guide 1.109 (mrem/pCi)
- λ_i = the radioactive decay constant of nuclide "i", in day⁻¹
- t_f = transport time from pasture to cow, to milk, to receptor (d)
= 2 d (see RG 1.109, Table E-15)
- 114000 = conversion factor (pCi/μCi * mL/L per hr/yr)

OFFSITE DOSE CALCULATION MANUAL

Potable Water

$$A_{io} = 114000 \times M_p \times U_{ap} \times \sum_i D_{aio} e^{-\lambda_i t_p} \quad [B-4]$$

Where:

M_p = mixing ratio (reciprocal of the dilution factor) at the point of withdrawal of drinking water
= 0.0384 (Withdrawal point is taken as the Two Rivers municipal water intake located a distance of 12 miles downstream. The plume centerline dilution factor at this location is 26 using RG 1.113 methodology.)

U_{ap} = a usage factor that specifies the drinking water intake rate for an individual of age group "a" associated with pathway "p";
= 330 L/yr for infant
= 510 L/yr for child
= 510 L/yr for teen
= 730 L/yr for adult (see RG 1.109, Table E-5)

D_{aio} = ingestion dose factor for age group "a", radionuclide "i" and organ "o", from Reg. Guide 1.109 (mrem/pCi)

λ_i = radioactive decay constant of nuclide "i", in day⁻¹

t_p = average transit time required for nuclides to reach the point of exposure. (d)
= 2 d (12.2 cm/s plus 12 hours to reflect the transport of the water through the water purification plant and distribution system)

114000 = conversion factor (pCi/μCi * mL/L per hr/yr)

OFFSITE DOSE CALCULATION MANUAL

Shoreline Deposits

$$A_{io} = 1.14E + 07 \times M_p \times U_{ap} \times W \times \sum_i T_i D_i e^{-\lambda_i t_p} (1 - e^{-\lambda_i t_b}) \quad [B-5]$$

Where:

M_p = the mixing ratio (reciprocal of the dilution factor) at the point of harvest of aquatic food;
= 0.01821 (Point of exposure is taken as the Point Beach State Park beach which is located 8000 meters downstream. The plume shoreline dilution factor at this location is 54.9 using RG 1.113 methodology. The factor of 2 allowed for current reversals was not used. See Appendix E)

U_{ap} = annual drinking water consumption for age group "a" and pathway "p" (L/yr)
= 0 hr/yr for infant
= 14 hr/yr for child
= 67 hr/yr for teen
= 12 hr/yr for adult (from RG 1.109, Table E-5 for maximum exposed individual)

W = the shoreline width factor;
= 0.3 (from RG 1.109, Table A-2)

T_i = radioactive half-life of radionuclide "i" (d)

D_i = the external dose factor for nuclide "i", in mrem/hr per pCi/m², taken from Table E-6 of RG 1.109

λ_i = the radioactive decay constant of nuclide "i", in day⁻¹

t_p = the average transit time required for nuclides to reach the point of exposure (d)
= 0.5 d

t_b = time period of long-term buildup for activity in sediment or soil (d)
= 5.47E+03 d (15 yr, see RG 1.109, Table E-15)

1.14E+07 = conversion factor (pCi/μCi * mL/kg per hr/yr) and to account for the proportionality constant used in the sediment radioactivity model

Following the guidance of NUREG-0133, the adult age group represents the maximum exposed individual. Evaluation of doses for other age groups is not required for demonstrating compliance with the dose criteria of Section 6.2. To obtain a composite dose factor, the factors are summed for each liquid effluent pathway. (Reference Appendix K)

OFFSITE DOSE CALCULATION MANUAL

APPENDIX C
GASEOUS PATHWAY SETPOINT CALCULATIONS

The calculation of the setpoints for airborne effluents is based on the tech spec requirement that the noble gas dose rate at the site boundary nearest the closest residence must be ≤ 500 mrem/yr total body or ≤ 3000 mrem/yr to the skin of the whole body. The calculation proceeds in a manner similar to the liquid EMEC calculation. First the average noble gas emission rate for each identified noble gas is calculated from the average annual effluent discharge. Next, the site boundary concentrations are calculated by multiplying the release rates by the dispersion coefficient, χ/Q . Then the product of the individual noble gas concentrations and its dose factor is summed to determine the total dose rate from this noble gas mixture. Dividing this dose rate into the dose rate limit determines factor by which the average total site boundary noble concentration must be multiplied in order to achieve the concentration which will yield the limiting dose rate. Finally, based on the flow rate of an individual stack and applying the dispersion factor, the alarm setpoint for that stack monitor is calculated.

The parameters for calculating the setpoints are shown in the spreadsheet below and the setpoints are calculated using either equation 10-1(total body) or equation 10-2 (skin).

OFFSITE DOSE CALCULATION MANUAL

TABLE C-1
NOBLE GAS RELEASES

	2000 (Ci/yr)	2001 (Ci/yr)	2002 (Ci/yr)	2003 (Ci/yr)	2004 (Ci/yr)	2005 (Ci/yr)	2006 (Ci/yr)	2007 (Ci/yr)	2008 (Ci/yr)	2009 (Ci/yr)	2010 (Ci/yr)	Avg. (Ci/yr)
Ar-41	1.35E+00	9.28E-01	1.87E+00	7.77E-01	8.47E-01	4.61E-01	5.45E-01	4.98E-01	1.55E+00	7.67E-01	7.74E-01	8.52E-01
Kr-85	0.00E+00	0.00E+00	4.87E-03	3.95E-04	0.00E+00	2.63E-04	0.00E+00	0.00E+00	1.37E-03	8.66E-03	0.00E+00	1.41E-03
Kr-85m	1.47E-02	4.42E-04	4.67E-02	0.00E+00	2.84E-03	3.71E-03	1.43E-04	2.07E-04	8.47E-04	7.60E-03	9.73E-03	7.90E-03
Kr-87	3.51E-02	1.76E-03	1.68E-01	0.00E+00	7.27E-03	8.80E-03	0.00E+00	4.64E-04	2.10E-03	1.86E-02	2.35E-02	2.41E-02
Kr-88	3.52E-02	2.02E-03	1.61E-01	0.00E+00	7.62E-03	9.12E-03	0.00E+00	2.02E-02	6.50E-03	1.80E-02	2.33E-02	2.57E-02
Xe-131m	0.00E+00	1.15E-04	0.00E+00	7.00E-05	0.00E+00	0.00E+00	0.00E+00	0.00E+00	1.70E-03	8.04E-04	0.00E+00	2.44E-04
Xe-133	9.86E-01	4.95E-01	2.37E-01	1.12E-01	3.70E-01	9.14E-02	4.13E-02	9.95E-02	3.32E-04	5.43E-02	2.83E-01	2.52E-01
Xe-133m	2.89E-03	4.72E-04	0.00E+00	8.37E-04	9.67E-04	5.19E-04	3.65E+00	3.74E-04	2.77E-01	9.40E-04	2.11E-03	3.58E-01
Xe-135	1.75E-01	3.20E-02	4.10E-01	1.59E-04	1.97E-02	2.26E-02	9.32E-02	4.79E-03	4.05E-03	4.28E-02	6.14E-02	7.88E-02
Xe-135m	6.07E-02	0.00E+00	1.79E-01	3.46E-04	1.18E-02	1.74E-02	1.48E-02	9.53E-04	0.00E+00	3.36E-02	5.38E-02	3.38E-02
Xe-138	1.50E-01	8.77E-03	7.57E-01	0.00E+00	3.25E-02	4.43E-02	3.89E-02	2.17E-03	1.14E-02	9.17E-02	1.16E-01	1.14E-01

TABLE C-2
AVERAGE ANNUAL DISCHARGE VOLUME

MONITOR	VENT STACK	CFM	CC/MIN	CC/YR
RE-214	ABVS	66,400	1.880E+09	9.883E+14
RE-225	CAE	20	5.663E+05	2.977E+11
1/2RE-215	CAE	10	2.832E+05	1.488E+11
1RE-212	U1	25,000	7.079E+08	
2RE-212	U2	38,000	1.076E+09	
1/2RE-212	U1/2	35	9.911E+05	5.209E+11
RE-224	GSVS	13,000	3.681E+08	1.935E+14
RE-221	DAVS	43,100	1.220E+09	6.415E+14
			Total (cc/yr)	1.823E+15

OFFSITE DOSE CALCULATION MANUAL

The average annual discharge volume is based on the flow from the four pathways monitored by RE-214, RE-221, RE-224, and RE-225. A random check of monthly effluent calculations show that over a span of one year, only the Aux. Bldg. Vent Stack, the Gas Stripper, and the Drumming Area Vent are important. The containment vents typically are about 35 cfm. The purges at 25,000 cfm occur during outages at a time when there no noble gas is detected in containment as all results are <MDA. Therefore, including the purge volumes would result in a less conservative calculated concentration by adding to the total volume at a time when no noble gases would be contributed to the total annual noble gas discharge. Also, not included are the GDT discharges. Their volumes are negligible in comparison to the main stack discharge volumes.

TABLE C-3
NOBLE GAS SETPOINT PARAMETER CALCULATION

	Avg. (Ci/yr)	C _i (μCi/cc)	K _i (Whole Body)	L _i (skin)	M _i (γ-air)	C _i × K _i	C _i × (L _i + 1.1M _i)
Ar-41	8.52E-01	4.670E-10	8.84E+03	2.69E+03	9.30E+03	4.129E-06	6.034E-08
Kr-85	1.41E-03	7.758E-13	1.61E+01	1.34E+03	1.72E+01	1.249E-11	1.054E-09
Kr-85m	7.90E-03	4.335E-12	1.17E+03	1.46E+03	1.23E+03	5.072E-09	1.219E-08
Kr-87	2.41E-02	1.324E-11	5.92E+03	9.73E+03	6.17E+03	7.839E-08	2.187E-07
Kr-88	2.57E-02	1.411E-11	1.47E+04	2.37E+03	1.52E+04	2.074E-07	2.694E-07
Xe-131m	2.44E-04	1.341E-13	9.15E+01	4.76E+02	1.56E+02	1.227E-11	6.613E-11
Xe-133	2.52E-01	1.383E-10	2.94E+02	3.06E+02	3.53E+02	4.065E-08	9.600E-08
Xe-133m	3.58E-01	1.963E-10	2.51E+02	9.94E+02	3.27E+02	4.927E-08	2.657E-07
Xe-135	7.88E-02	4.319E-11	1.81E+03	1.86E+03	1.92E+03	7.818E-08	1.716E-07
Xe-135m	3.38E-02	1.857E-11	3.12E+03	7.11E+02	3.36E+03	5.792E-08	8.182E-08
Xe-138	1.14E-01	6.247E-11	8.83E+03	4.13E+03	9.21E+03	5.516E-07	8.909E-07
TOTAL						5.197E-06	8.042E-06

Inserting these calculated totals and this sector's χ/Q into equations 10-1 and 10-2, the equations reduce to the following:

$$\begin{aligned} SP_{TB} (\mu\text{Ci/cc}) &= 1.79\text{E}+02\text{AF}/\text{VF} \quad \text{and} \quad SP_S (\mu\text{Ci/cc}) = 6.95\text{E}+03\text{AF}/\text{VF} , \text{ or} \\ SP_{TB} (\mu\text{Ci/cc}) &= 1.95\text{E}-04\text{AF}/(\text{VF} * \chi/Q) \quad \text{and} \quad SP_S (\mu\text{Ci/cc}) = 7.58\text{E}-04\text{AF}/(\text{VF} * \chi/Q) . \end{aligned}$$

From this it is seen that the limiting setpoints are derived using the total body dose rate restriction. The resulting setpoints are shown in Table C-4 where AF is applied only to RE-214, RE-221, RE-224, and RE-225.

OFFSITE DOSE CALCULATION MANUAL

TABLE C-4
RMS AIRBORNE ALARM SETPOINTS

GASEOUS EFFLUENT PATHWAY	MONITORS	DISCHARGE FLOW RATE (cfm)	DEFAULT SETPOINT ($\mu\text{Ci/cc}$)
1. Auxiliary Building Vent	RE-214 & SPING 23	66,400	6.75E-04
2. Combined Air Ejector	RE-225	20	2.24E+00
3. Unit Air Ejector	1(2) RE-215	10	1.79E+01
4. Containment Purge Vent			
Unit 1	1RE-212 & SPING 21	25,000 ¹	7.17E-03
Unit 2	2RE-212 & SPING 22	38,000 ²	4.72E-03
Unit 1(2)	1(2) RE-212	35 ³	5.12E+00
5. Gas Stripper Building	RE-224	13,000	3.45E-03
6. Drumming Area Vent	RE-221 & SPING 24	43,100	1.04E-03

Note 1: Two fans of 12,500 cfm

Note 2: Two fans + 13,000 cfm from gas stripper bldg.

Note 3: Forced vent with nominal 35 cfm flow rate

OFFSITE DOSE CALCULATION MANUAL

APPENDIX D
GASEOUS DOSE FACTORS TECHNICAL BASIS

TECHNICAL BASIS FOR PBNP SITE-SPECIFIC GASEOUS DOSE FACTORS

The site-specific gaseous dose factors, presented in Chapter 10, have been extracted from the gaseous effluent dose equations outlined in Regulatory Guide 1.109, Section C.2, along with the guidance of NUREG-0133, Section 5.3.

To obtain the gaseous dose factors, all variables specific to each release of gaseous effluents have been removed from the gaseous dose equations of Regulatory Guide 1.109. The dose factors for each gaseous effluent pathway are calculated using the following equations:

Inhalation Pathway (see NUREG-0133, Section 5.3.1.1)

$$R_{io} = 1 \times 10^6 \times BR_a \times D_{aio} \quad [D-1]$$

Where:

- R_{io} = dose factor for each identified radionuclide "i" and organ "o" ($m^2(mrem/yr)$ per $\mu Ci/s$ or $mrem/yr$ per $\mu Ci/m^3$)
- BR_a = breathing rate for age group "a" (m^3/yr):
 - Infant = 1400
 - Child = 3700
 - Teen & Adult = 8000 (from RG 1.109, Table E-5 for maximum exposed individual)
- D_{aio} = Inhalation dose factor for age group "a", radionuclide "i" and organ "o", from Reg. Guide 1.109 ($mrem/pCi$)
- $1E+06$ = Conversion factor for $pCi/\mu Ci$

Ground Plane Pathway (see NUREG-0133, Section 5.3.1.2)

$$R_{io} = 8.76 \times 10^9 \times SF \times D_{aio} \times \frac{(1 - e^{-\lambda_i t_b})}{\lambda_i} \quad [D-2]$$

Where:

- R_{io} = dose factor for each identified radionuclide "i" and organ "o" ($m^2(mrem/yr)$ per $\mu Ci/s$ or $mrem/yr$ per $\mu Ci/m^3$)
- D_{aio} = ground plane dose factor for age group "a", radionuclide "i" and organ "o", (see RG 1.109, Table E-6)
- λ_i = the radioactive decay constant of nuclide "i", in sec^{-1}
- t_b = the exposure period (sec)
 - = $4.73E+08$ s (15 yr, from RG 1.109, App. C.1)
- $8.76E+09$ = conversion factor for $pCi/\mu Ci$ and hr/yr
- SF = shielding factor
 - = 0.7 (see RG 1.109, Table E-15 for maximum exposed individual)

OFFSITE DOSE CALCULATION MANUAL

Grass-Cow-Milk Pathway

The dose from the grass-cow-milk pathway is determined according to Equation 10-11. The produce R_{io} dose factor is calculated according to the following equation for all particulates and iodines, EXCEPT H-3 and C-14:

$$R_{io} = 1E + 06 \times Q_f U_{ap} F_m D_{aio} e^{-\lambda_i t_f} \times \{f_p f_s + (1 - f_p f_s) e^{-\lambda_i t_h}\} \times \left\{ \frac{r(1 - e^{-(\lambda_i + \lambda_w)t_e})}{Y_V(\lambda_i + \lambda_w)} + \frac{B_{iv}(1 - e^{-\lambda_i t_b})}{P\lambda_i} \right\} \quad [D-3]$$

Where:

- R_{io} = dose factor for each identified radionuclide “i” and organ “o” (m^2 -mrem/yr per $\mu\text{Ci/s}$ or mrem/yr per $\mu\text{Ci/m}^3$)
- Q_f = cow feed consumption rate (kg/d)
= 50 kg/d (from RG 1.109, Table E-3)
- U_{ap} = annual cow’s milk consumption rate for age group “a” and milk pathway “p” (L/yr)
= 330 L/yr for infant
= 330 L/yr for child
= 400 L/yr for teen
= 310 L/yr for adult (from RG 1.109, Table E-5 for maximum exposed individual)
- F_m = stable element transfer coefficients (d/L, from RG 1.109, Table E-1)
- D_{aio} = ingestion dose factor for age group “a”, radionuclide “i” and organ “o”, from Reg. Guide 1.109 (mrem/pCi)
- λ_i = decay constant of radionuclide “i” (sec^{-1})
- t_f = transport time from pasture to cow, to milk, to receptor (sec)
= $1.73E+05$ s (2d, from RG 1.109, Table E-15)
- f_p = fraction of the year that cow is on pasture
= 0.5 (from June 1976 Appendix I submittal to NRC. Doc. Number NPC-27397)
- f_s = fraction of cow feed that is pasture grass while cow is on pasture
= 0.5 (from June 1976 Appendix I submittal to NRC. Doc. Number NPC-27397)
- r = fraction of deposited activity retained on cow’s feed grass
= 1.0 for radioiodines
= 0.2 for particulates (see RG 1.109, Table E-15)
- t_h = transport time from pasture, to harvest, to cow, to milk to receptor (sec)
= $7.78E+06$ s (90d, see RG 1.109, Table E-15)

OFFSITE DOSE CALCULATION MANUAL

- λ_w = decay constant for removal of activity on leaf and plant surfaces by weathering (sec^{-1})
= $5.73\text{E-}07 \text{ sec}^{-1}$ (corresponds to a 14 day half-life, see RG 1.109, Table E-15)
- Y_v = agricultural productivity by unit area of pasture feed grass (kg/m^2)
= 0.7 kg/m^2 (from RG 1.109, Table E-15)
- t_e = time period that crops are exposed to contamination during the growing season (s)
= $2.59\text{E+}06 \text{ s}$ (30d, see RG 1.109, Table E-15)
- B_{iv} = concentration factor for the uptake of radionuclide "I", expressed as the ratio of the concentration in biota (pCi/kg) to the concentration in water (pCi/L) (see RG 1.109, Table E-1)
- t_b = time period of long-term buildup for activity in sediment or soil (s)
= $4.72\text{E+}8 \text{ s}$ (15 yr, see RG 1.109, Table E-15)
- P = effective surface density for soil (kg/m^2)
= 240 kg/m^2 (see RG 1.109, Table E-15)
- $1\text{E+}06$ = conversion factor for pCi/ μ Ci. This factor should be reduced to $5\text{E+}05$ when calculating the dose factors for radioiodines. This accounts for the fraction of deposited elemental iodine that is accounted for in the dose modeling. See Reg. Guide 1.109, Appendix C, Section 3.a.

OFFSITE DOSE CALCULATION MANUAL

For carbon-14, the milk pathway R_{io} dose factor is calculated according to the following equation:

$$R_{io} = 1E + 09 \times \frac{0.11}{0.16} \times F_m U_{ap} \times p \times Q_f D_{aio} e^{-\lambda_i t_h} \quad [D-4]$$

Where:

- R_{io} = dose factor for radionuclide "i" (C-14) and organ "o" (mrem/yr per $\mu\text{Ci}/\text{m}^3$)
- 0.11 = fraction of plant mass that is natural carbon (see RG 1.109, eqn. C-8)
- 0.16 = concentration of natural carbon in the atmosphere (see RG 1.109, eqn. C-8)
- F_m = stable element transfer coefficients (d/L, from RG 1.109, Table E-1)
- U_{ap} = annual cow's milk consumption rate for age group "a" and milk pathway "p" (L/yr)
 - = 330 L/yr for infant
 - = 330 L/yr for child
 - = 400 L/yr for teen
 - = 310 L/yr for adult (from RG 1.109, Table E-5 for maximum exposed individual)
- p = Fractional equilibrium ratio
 - = 1 for continuous releases (from RG 1.109, page 26)
- D_{aio} = ingestion dose factor for age group "a", radionuclide "i" and organ "o", (mrem/pCi) (from Reg. Guide 1.109, Table E-11)
- Q_f = cow feed consumption rate (kg/d)
 - = 50 kg/d (from RG 1.109, Table E-3)
- 1E+09 = conversion factor for pCi/ μCi and g/kg.
- λ_i = decay constant of radionuclide "i" (C-14) (sec^{-1})
 - = $3.84E-12 \text{ sec}^{-1}$
- t_h = time interval between harvest and consumption of food (sec)
 - = $1.73E+05 \text{ sec}$ (2 d, RG 1.109, Table E-15)

OFFSITE DOSE CALCULATION MANUAL

For hydrogen-3, the milk pathway R_{io} dose factor is calculated according to the following equation:

$$R_{io} = 1E + 09 \times 0.75 \times \frac{0.5}{H} F_m U_{ap} Q_f D_{aio} e^{-\lambda_i t_h} \quad [D-5]$$

- Where:
- R_{io} = dose factor for radionuclide "i" (H-3) and organ "o" (mrem/yr per $\mu\text{Ci}/\text{m}^3$)
 - 0.75 = fraction of plant mass that is water (see RG 1.109, eqn. C-9)
 - 0.5 = ratio of tritium concentration in plant water to tritium concentration in atmospheric water (see RG 1.109, eqn. C-9)
 - H = absolute humidity at the location of interest (g/m^3)
= $5.5 \text{ g}/\text{m}^3$ (from E. L. Entier (1980), Health Physics 39:318-320)
 - F_m = stable element transfer coefficients (d/L, from RG 1.109, Table E-1)
 - U_{ap} = annual cow's milk consumption rate for age group "a" and milk pathway "p" (L/yr)
= 330 L/yr for infant
= 330 L/yr for child
= 400 L/yr for teen
= 310 L/yr for adult (from RG 1.109, Table E-5 for maximum exposed individual)
 - Q_f = cow feed consumption rate (kg/d)
= 50 kg/d (from RG 1.109, Table E-3)
 - D_{aio} = ingestion dose factor for age group "a", radionuclide "i" (H-3) and organ "o", (mrem/pCi) (from Reg. Guide 1.109, Table E-11)
 - 1E+09 = conversion factor for pCi/ μCi and g/kg.
 - λ_i = decay constant of radionuclide "i" (H-3) (sec^{-1})
= $1.78\text{E}-09 \text{ sec}^{-1}$
 - t_h = time interval between harvest and consumption of milk (sec)
= $1.73\text{E}+05 \text{ sec}$ (2 d, RG 1.109, Table E-15)

OFFSITE DOSE CALCULATION MANUAL

Grass-Cow-Meat Pathway

The dose from the grass-cow-meat pathway is determined according to Equation 10-11. The produce R_{io} dose factor is calculated according to the following equation for all particulates and iodines, EXCEPT H-3 and C-14:

$$R_{io} = 1E + 06 \times Q_f U_{ap} F_f D_{aio} e^{-\lambda_i t_s} \times \{f_p f_s + (1 - f_p f_s) e^{-\lambda_i t_h}\} \times \left\{ \frac{r(1 - e^{-(\lambda_i + \lambda_w)t_e})}{Y_V(\lambda_i + \lambda_w)} + \frac{B_{iv}(1 - e^{-\lambda_i t_b})}{P\lambda_i} \right\} \quad [D-6]$$

- Where:
- R_{io} = dose factor for each identified radionuclide “i” and organ “o” ($m^2(mrem/yr)$ per $\mu Ci/s$ or $mrem/yr$ per $\mu Ci/m^3$)
 - Q_f = cow’s consumption rate (kg/day)
 - U_{ap} = annual meat consumption rate for age group “a” and meat pathway “p” (kg/yr)
 - = 0 kg/yr for infant
 - = 41 kg/yr for child
 - = 65 kg/yr for teen
 - = 110 kg/yr for adult (see RG 1.109, Table E-5 for maximum exposed individual)
 - F_f = stable element transfer coefficients (d/kg, see RG 1.109, Table E-1)
 - D_{aio} = ingestion dose factor for age group “a”, radionuclide “i” and organ “o”, from Reg. Guide 1.109 (mrem/pCi)
 - λ_i = decay constant of radionuclide “i” (sec^{-1})
 - t_s = time from slaughter to consumption (sec)
 - = $1.73E+06$ s (20d, see RG 1.109, Table E-15)
 - f_p = fraction of the year that cow is on pasture
 - = 0.5 (from June 1976 Appendix I submittal to NRC. Doc. Number NPC-27397)
 - f_s = fraction of cow feed that is pasture grass while cow is on pasture
 - = 0.5 (from June 1976 Appendix I submittal to NRC. Doc. Number NPC-27397)
 - r = fraction of deposited activity retained on cow’s feed grass
 - = 1.0 for radioiodines
 - = 0.2 for particulates (see RG 1.109, Table E-15)
 - t_h = transport time from pasture, to harvest, to cow, to milk to receptor (sec)
 - = $7.77E+06$ s (90d, see RG 1.109, Table E-15)
 - λ_w = decay constant for removal of activity on leaf and plant surfaces by weathering (sec^{-1})
 - = $5.73E-07$ sec^{-1} (corresponds to a 14 day half-life, see RG 1.109, Table E-15)

OFFSITE DOSE CALCULATION MANUAL

- Y_v = agricultural productivity by unit area of pasture feed
grass (kg/m^2)
= $0.7 \text{ kg}/\text{m}^2$ (from RG 1.109, Table E-15)
- t_e = time period that crops are exposed to contamination
during the growing season (s)
= $2.59\text{E}+06 \text{ s}$ (30d, see RG 1.109, Table E-15)
- B_{iv} = concentration factor for the uptake of radionuclide
“I”, expressed as the ratio of the concentration in
biota (pCi/kg) to the concentration in water (pCi/L)
(see RG 1.109, Table E-1)
- t_b = time period of long-term buildup for activity in
sediment or soil (s)
= $4.72\text{E}+8 \text{ s}$ (15 yr, see RG 1.109, Table E-15)
- P = effective surface density for soil (kg/m^2)
= $240 \text{ kg}/\text{m}^2$ (see RG 1.109, Table E-15)
- $1\text{E}+06$ = conversion factor for pCi/ μCi

OFFSITE DOSE CALCULATION MANUAL

For carbon-14, the meat pathway R_{io} dose factor is calculated according to the following equation:

$$R_{io} = 1E + 09 \times \frac{0.11}{0.16} \times F_f U_{ap} \times p \times Q_f D_{aio} e^{-\lambda_i t_s} \quad [D-7]$$

Where:

- R_{io} = dose factor for radionuclide "i" (C-14) and organ "o" (mrem/yr per $\mu\text{Ci}/\text{m}^3$)
- 0.11 = fraction of plant mass that is natural carbon (see RG 1.109, eqn. C-8)
- 0.16 = concentration of natural carbon in the atmosphere (see RG 1.109, eqn. C-8)
- F_f = stable element transfer coefficients (d/kg, see RG 1.109, Table E-1)
- U_{ap} = annual meat consumption rate for age group "a" and meat pathway "p" (kg/yr)
= 0 kg/yr for infant
= 41 kg/yr for child
= 65 kg/yr for teen
= 110 kg/yr for adult (see RG 1.109, Table E-5 for maximum exposed individual)
- p = Fractional equilibrium ratio
= 1 for continuous releases (from RG 1.109, page 26)
- D_{aio} = ingestion dose factor for age group "a", radionuclide "i" and organ "o", (mrem/pCi) (from Reg. Guide 1.109, Table E-11)
- Q_f = cow feed consumption rate (kg/d)
= 50 kg/d (from RG 1.109, Table E-3)
- 1E+09 = conversion factor for pCi/ μCi and g/kg.
- λ_i = decay constant of radionuclide "i" (C-14) (sec^{-1})
= $3.84\text{E}-12 \text{ sec}^{-1}$
- t_s = time from slaughter to consumption (sec)
= $1.73\text{E}+06 \text{ s}$ (20d, see RG 1.109, Table E-15)

OFFSITE DOSE CALCULATION MANUAL

For hydrogen-3, the meat pathway R_{io} dose factor is calculated according to the following equation:

$$R_{io} = 1E + 09 \times 0.75 \times \frac{0.5}{H} F_f U_{ap} Q_f D_{aio} e^{-\lambda_i t_s} \quad [D-8]$$

- Where:
- R_{io} = dose factor for radionuclide "i" (H-3) and organ "o" (mrem/yr per $\mu\text{Ci}/\text{m}^3$)
 - 0.75 = fraction of plant mass that is water (see RG 1.109, eqn. C-9)
 - 0.5 = ratio of tritium concentration in plant waer to tritium concentration in atmospheric water (see RG 1.109, eqn. C-9)
 - H = absolute humidity at the location of interest (g/m^3)
= $5.5 \text{ g}/\text{m}^3$ (from E. L. Entier (1980), Health Physics 39:318-320)
 - F_f = stable element transfer coefficients (d/kg, see RG 1.109, Table E-1)
 - U_{ap} = annual meat consumption rate for age group "a" and meat pathway "p" (kg/yr)
= 0 kg/yr for infant
= 41 kg/yr for child
= 65 kg/yr for teen
= 110 kg/yr for adult (see RG 1.109, Table E-5 for maximum exposed individual)
 - Q_f = cow feed consumption rate (kg/d)
= 50 kg/d (from RG 1.109, Table E-3)
 - D_{aio} = ingestion dose factor for age group "a", radionuclide "i" (H-3) and organ "o", (mrem/pCi) (from Reg. Guide 1.109, Table E-11)
 - 1E+09 = conversion factor for pCi/ μCi and g/kg.
 - λ_i = decay constant of radionuclide "i" (H-3) (sec^{-1})
= $1.78\text{E}-09 \text{ sec}^{-1}$
 - t_s = time from slaughter to consumption (sec)
= $1.73\text{E}+06 \text{ s}$ (20d, see RG 1.109, Table E-15)

OFFSITE DOSE CALCULATION MANUAL

Fruit, Grain, Non-Leafy Vegetable (Produce) Pathway

The dose from the fruit, grain, non-leafy vegetable (produce) pathway is determined according to Equation 10-11. The produce R_{io} dose factor is calculated according to the following equation for all particulates and iodines, EXCEPT H-3 and C-14:

$$R_{io} = 1E + 06 \times \left\{ \frac{r(1 - e^{-(\lambda_i + \lambda_w)t_e})}{Y_v(\lambda_i + \lambda_w)} + \frac{B_{iv}(1 - e^{-\lambda_i t_b})}{P\lambda_i} \right\} f_g U_{ap} D_{aio} e^{-\lambda_i t_h} \quad [D-9]$$

Where:

- R_{io} = dose factor for each identified radionuclide "i" and organ "o" (m^2 -mrem/yr per $\mu\text{Ci/s}$ or mrem/yr per $\mu\text{Ci/m}^3$)
- r = fraction of deposited activity remaining on crops
= 1.0 for iodines
= 0.2 for other particulates (from RG 1.109, Table E-15)
- λ_i = decay constant of radionuclide "i" (sec^{-1})
- λ_w = decay constant for removal of activity on leaf and plant surfaces by weathering, (sec^{-1})
= $5.73E-07 \text{ sec}^{-1}$ (14 day half-life, from RG 1.109, Table E-15)
- D_{aio} = ingestion dose factor for age group "a", radionuclide "i" and organ "o", (mrem/pCi) (from Reg. Guide 1.109, Table E-11)
- t_e = growing season (sec)
= $5.18E+06 \text{ sec}$ (60 days, from RG 1.109, Table E-15)
- t_b = time that soil is exposed to the effluent (hr).
= $4.72E+08 \text{ sec}$ (15 yr, from RG 1.109, Table E-15)
- t_h = time interval between harvest and consumption of food (sec)
= $5.18E+06 \text{ sec}$ (60 d, RG 1.109, Table E-15)
- Y_v = agricultural productivity by unit area (kg/m^2)
= 2.0 kg/m^2 (from RG 1.109, Table E-15)
- P = effective surface density of soil (kg/m^2)
= 240 kg/m^2 (from RG 1.109, Table E-15)
- B_{iv} = concentration factor for uptake of radionuclide "i" from soil by edible parts of crops (pCi/kg, see RG 1.109, Table E-1)
- f_g = fraction of ingestion taken from the garden of interest
= 0.76 (from NUREG-0133, page 36)
- U_{ap} = annual produce usage rate (consumption rate) for age group "a" and produce pathway "p" (kg/yr)
= 0 kg/yr for infant
= 520 kg/yr for child
= 630 kg/yr for teen
= 520 kg/yr for adult (from RG 1.109, Table E-5 for maximum exposed individual)
- $1E+06$ = conversion factor for pCi/ μCi . This factor is reduced by 50% to $5E+05$ for iodines. (see RG 1.109, eqn. C-7)

OFFSITE DOSE CALCULATION MANUAL

For carbon-14, the produce R_{io} dose factor is calculated according to the following equation:

$$R_{io} = 1E + 09 \times \frac{0.11}{0.16} \times f_g U_{ap} \times p \times D_{aio} e^{-\lambda_i t_h} \quad [D-10]$$

Where:

- R_{io} = dose factor for radionuclide "i" (C-14) and organ "o" (mrem/yr per $\mu\text{Ci}/\text{m}^3$)
- 0.11 = fraction of plant mass that is natural carbon (see RG 1.109, eqn. C-8)
- 0.16 = concentration of natural carbon in the atmosphere (see RG 1.109, eqn. C-8)
- f_g = fraction of ingestion taken from the garden of interest = 0.76 (from NUREG-0133, page 36)
- U_{ap} = annual produce usage rate (consumption rate) for age group "a" and produce pathway "p" (kg/yr)
 - = 0 kg/yr for infant
 - = 520 kg/yr for child
 - = 630 kg/yr for teen
 - = 520 kg/yr for adult (from RG 1.109, Table E-5 for maximum exposed individual)
- p = Fractional equilibrium ratio
 - = 1 for continuous releases (from RG 1.109, page 26)
- D_{aio} = ingestion dose factor for age group "a", radionuclide "i" and organ "o", (mrem/pCi) (from Reg. Guide 1.109, Table E-11)
- 1E+09 = conversion factor for pCi/ μCi and g/kg.
- λ_i = decay constant of radionuclide "i" (C-14) (sec^{-1})
 - = $3.84E-12 \text{ sec}^{-1}$
- t_h = time interval between harvest and consumption of food (sec)
 - = $5.18E+06 \text{ sec}$ (60 d, RG 1.109, Table E-15)

OFFSITE DOSE CALCULATION MANUAL

For hydrogen-3, the produce R_{io} dose factor is calculated according to the following equation:

$$R_{io} = 1E + 09 \times 0.75 \times \frac{0.5}{H} f_g U_{ap} D_{aio} e^{-\lambda_i t_h} \quad [D-11]$$

- Where:
- R_{io} = dose factor for radionuclide "i" (H-3) and organ "o" (mrem/yr per $\mu\text{Ci}/\text{m}^3$)
 - 0.75 = fraction of plant mass that is water (see RG 1.109, eqn. C-9)
 - 0.5 = ratio of tritium concentration in plant waer to tritium concentration in atmospheric water (see RG 1.109, eqn. C-9)
 - H = absolute humidity at the location of interest (g/m^3)
= $5.5 \text{ g}/\text{m}^3$ (from E. L. Entier (1980), Health Physics 39:318-320)
 - f_g = fraction of ingestion taken from the garden of interest
= 0.76 (from NUREG-0133, page 36)
 - U_{ap} = annual produce usage rate (consumption rate) for age group "a" and produce pathway "p" (kg/yr)
= 0 kg/yr for infant
= 520 kg/yr for child
= 630 kg/yr for teen
= 520 kg/yr for adult (from RG 1.109, Table E-5 for maximum exposed individual)
 - D_{aio} = ingestion dose factor for age group "a", radionuclide "i" (H-3) and organ "o", (mrem/pCi) (from Reg. Guide 1.109, Table E-11)
 - 1E+09 = conversion factor for pCi/ μCi and g/kg.
 - λ_i = decay constant of radionuclide "i" (H-3) (sec^{-1})
= $1.78\text{E}-09 \text{ sec}^{-1}$
 - t_h = time interval between harvest and consumption of food (sec)
= $5.18\text{E}+06 \text{ sec}$ (60 d, RG 1.109, Table E-15)

OFFSITE DOSE CALCULATION MANUAL

Leafy Vegetable Pathway

The dose from the leafy vegetable pathway is determined according to Equation 10-11. The leafy vegetable R_{io} dose factor is calculated according to the following equation for all particulates and iodines, EXCEPT H-3 and C-14:

$$R_{io} = 1E + 06 \times \left\{ \frac{r(1 - e^{-(\lambda_i + \lambda_w)t_e})}{Y_v(\lambda_i + \lambda_w)} + \frac{B_{iv}(1 - e^{-\lambda_i t_b})}{P \lambda_i} \right\} f_g U_{ap} D_{aio} e^{-\lambda_i t_h} \quad [D-12]$$

Where:

- R_{io} = dose factor for each identified radionuclide “i” and organ “o” (m^2 -mrem/yr per $\mu\text{Ci/s}$ or mrem/yr per $\mu\text{Ci/m}^3$)
- r = fraction of deposited activity remaining on crops
= 1.0 for iodines
= 0.2 for other particulates (from RG 1.109, Table E-15)
- λ_i = decay constant of radionuclide “i” (sec^{-1})
- λ_w = decay constant for removal of activity on leaf and plant surfaces by weathering, (sec^{-1})
= $5.73E-07 \text{ sec}^{-1}$ (14 day half-life, from RG 1.109, Table E-15)
- D_{aio} = ingestion dose fact or for age group “a”, radionuclide “i” and organ “o”, from Reg. Guide 1.109
- t_e = growing season (sec)
= $5.18E+06 \text{ sec}$ (60 days, from RG 1.109, Table E-15)
- t_b = time that soil is exposed to the effluent (hr).
= $4.72E+08 \text{ sec}$ (15 yr, from RG 1.109, Table E-15)
- t_h = time interval between harvest and consumption of food (sec)
= $8.64E+04 \text{ sec}$ (1 d, from RG 1.109, Table E-15)
- Y_v = agricultural productivity by unit area (kg/m^2)
= 2.0 kg/m^2 (from RG 1.109, Table E-15)
- P = effective surface density of soil (kg/m^2)
= 240 kg/m^2
- B_{iv} = concentration factor for uptake of radionuclide “i” from soil by edible parts of crops (pCi/kg) (from RG 1.109, Table E-1)
- f_g = fraction of ingestion taken from the garden of interest
= 1.0 (from NUREG-0133, page 36)

OFFSITE DOSE CALCULATION MANUAL

- U_{ap} = annual produce usage rate (consumption rate) for age group "a" and produce pathway "p" (kg/yr)
 = 0 kg/yr for infant
 = 26 kg/yr for child
 = 42 kg/yr for teen
 = 64 kg/yr for adult (from RG 1.109, Table E-5 for maximum exposed individual)
- $1E+06$ = conversion factor for pCi/μCi. This factor is reduced by 50% to $5E+05$ for iodines. (see RG 1.109, eqn. C-7)

For carbon-14, the leafy vegetable R_{io} dose factor is calculated according to the following equation:

$$R_{io} = 1E + 09 \times \frac{0.11}{0.16} \times f_g U_{ap} D_{aio} e^{-\lambda_i t_h} \quad [D-13]$$

- Where:
- R_{io} = dose factor for radionuclide "i" (C-14) and organ "o" (mrem/yr per μCi/m³)
- 0.11 = fraction of plant mass that is natural carbon (see RG 1.109, eqn. C-8)
- 0.16 = concentration of natural carbon in the atmosphere (see RG 1.109, eqn. C-8)
- f_g = fraction of ingestion taken from the garden of interest
 = 1.0 (from NUREG-0133, page 36)
- U_{ap} = annual produce usage rate (consumption rate) for age group "a" and produce pathway "p" (kg/yr)
 = 0 kg/yr for infant
 = 26 kg/yr for child
 = 42 kg/yr for teen
 = 64 kg/yr for adult (from RG 1.109, Table E-5 for maximum exposed individual)
- D_{aio} = ingestion dose factor for age group "a", radionuclide "i" and organ "o", (mrem/pCi) (from Reg. Guide 1.109, Table E-11)
- $1E+09$ = conversion factor for pCi/μCi and g/kg.
- λ_i = decay constant of radionuclide "i" (C-14) (sec⁻¹)
 = $3.84E-12$ sec⁻¹
- t_h = time interval between harvest and consumption of food (sec)
 = $8.64E+04$ sec (1 d, RG 1.109, Table E-15)

OFFSITE DOSE CALCULATION MANUAL

For hydrogen-3, the leafy vegetable R_{io} dose factor is calculated according to the following equation:

$$R_{io} = 1E + 09 \times 0.75 \times \frac{0.5}{H} f_g U_{ap} D_{aio} e^{-\lambda_i t_h} \quad [D-14]$$

- Where:
- R_{io} = dose factor for radionuclide "i" (H-3) and organ "o" (mrem/yr per $\mu\text{Ci}/\text{m}^3$)
 - 0.75 = fraction of plant mass that is water (see RG 1.109, eqn. C-9)
 - 0.5 = ratio of tritium concentration in plant waer to tritium concentration in atmospheric water (see RG 1.109, eqn. C-9)
 - H = absolute humidity at the location of interest (g/m^3)
= $5.5 \text{ g}/\text{m}^3$ (from E. L. Entier (1980), Health Physics 39:318-320)
 - f_g = fraction of ingestion taken from the garden of interest
= 1.0 (from NUREG-0133, page 36)
 - U_{ap} = annual produce usage rate (consumption rate) for age group "a" and produce pathway "p" (kg/yr)
= 0 kg/yr for infant
= 26 kg/yr for child
= 42 kg/yr for teen
= 64 kg/yr for adult (from RG 1.109, Table E-5 for maximum exposed individual)
 - D_{aio} = ingestion dose factor for age group "a", radionuclide "i" (H-3) and organ "o", (mrem/pCi) (from Reg. Guide 1.109, Table E-11)
 - 1E+09 = conversion factor for pCi/ μCi and g/kg.
 - λ_i = decay constant of radionuclide "i" (H-3) (sec^{-1})
= $1.78\text{E}-09 \text{ sec}^{-1}$
 - t_h = time interval between harvest and consumption of food (sec)
= $8.64\text{E}+04 \text{ sec}$ (1 d, RG 1.109, Table E-15)

OFFSITE DOSE CALCULATION MANUAL

APPENDIX E
DERIVATION OF DILUTION FACTORS USING REGULATORY GUIDE 1.113

E.1 Liquid Effluent Dilution Factor Calculations

E.1.1 Methodology

The dilution factors used for calculating the doses from liquid effluent released to Lake Michigan were calculated using the methodology of Regulatory Guide 1.113, "Estimating Aquatic Dispersion of Effluents from Accidental and Routine Reactor Releases for the Purpose of Implementing Appendix I." The parameters used in the calculation and the results of the calculation are given in Table E-1. The results are presented graphically in Figure E-1.

The centerline and shoreline values were calculated using Reg Guide 1.113 formulae 17 and 18 which apply to discharges to the Great Lakes. (The formulae are not presented here. See Section 5 of the PBNP FSAR for the formulae and origin of values used.) These results are applied as calculated for fish caught near PBNP. But for other pathways, an extra factor of two (2) is applied to account for current reversals which occur in Lake Michigan as described in the Appendix I, Section 5, of the PBNP FSAR.

TABLE E-1
SURFACE DILUTION FACTORS FOR LIQUID EFFLUENTS IN A LARGE LAKE

DOWNSTREAM DISTANCE (meters)	PLUME CENTERLINE	SHORELINE
10	8.81	
20	8.81	
30	8.81	
40	8.81	
50	8.81	
60	8.81	
70	8.81	
80	8.81	
90	8.81	
100	8.81	
200	8.81	
300	8.81	
400	8.81	
500	8.81	
600	8.81	
700	8.81	
800	8.81	

OFFSITE DOSE CALCULATION MANUAL

TABLE E-1
SURFACE DILUTION FACTORS FOR LIQUID EFFLUENTS IN A LARGE LAKE

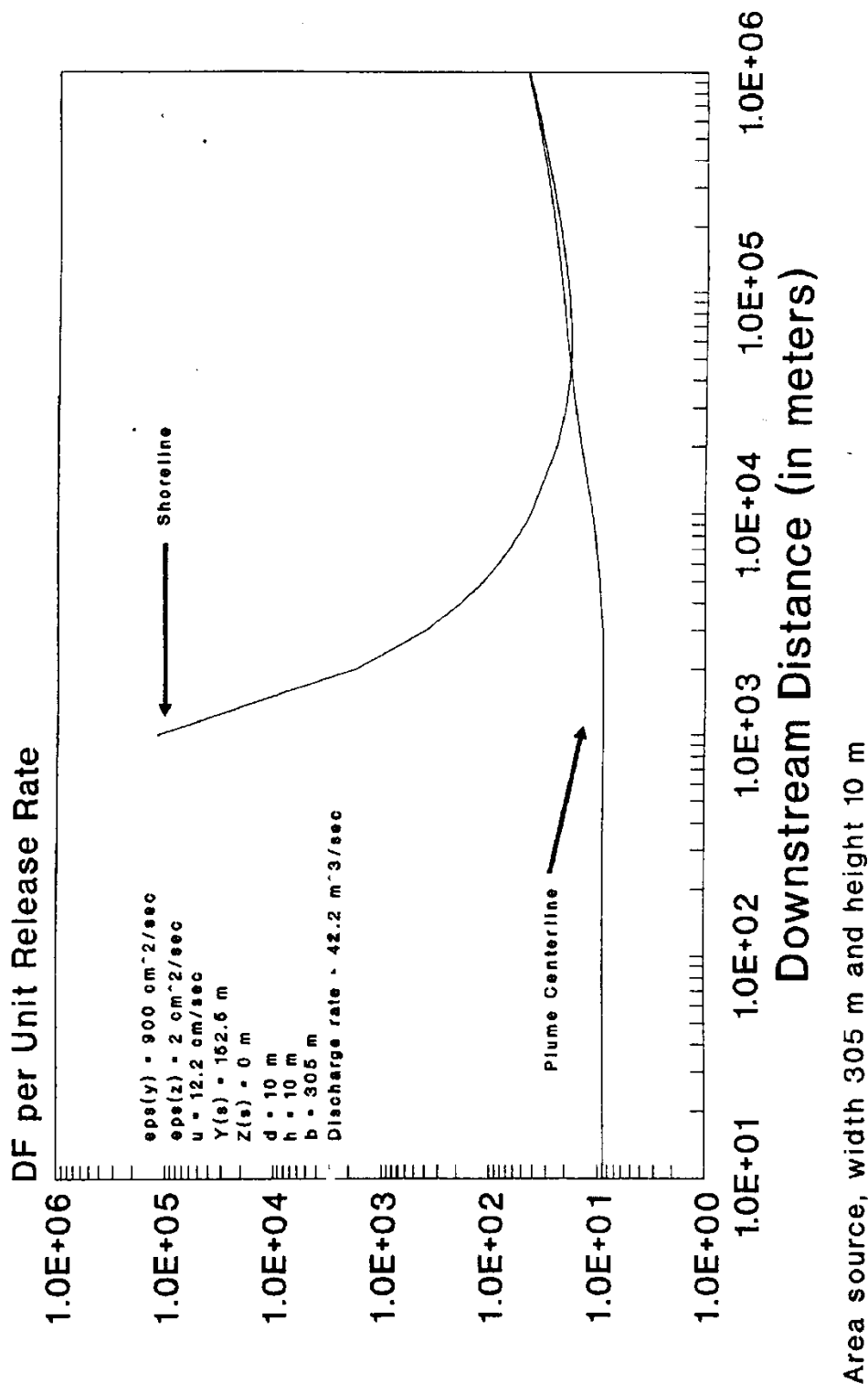
DOWNSTREAM DISTANCE (meters)	PLUME CENTERLINE	SHORELINE
900	8.81	
1000	8.81	122000
2000	8.86	1758
3000	9.01	401
4000	9.25	186
5000	9.53	116
6000	9.85	83.8
7000	10.2	65.9
8000	10.5	54.9
9000	10.8	47.4
10000	11.1	42.1
20000	14.0	24.0
30000	16.1	20.1
40000	17.7	18.7
50000	18.8	18.3
60000	19.6	18.2
70000	20.3	18.3
80000	20.9	18.6
90000	21.4	18.9
100000	21.9	19.2
200000	25.9	23.2
300000	29.2	26.9
400000	32.3	30.3
500000	35.2	33.3
600000	37.8	36.0
700000	40.2	38.6
800000	42.6	41.0
900000	44.8	43.3
1000000	46.9	45.5

NOTE 1: These values were calculated using the equation described in Section 5.2 of the PBNP FSAR and the following values:

$$\begin{aligned}
 \epsilon_y &= 900 \text{ cm}^2/\text{sec} & z_s &= 0 \text{ meters} \\
 \epsilon_z &= 2 \text{ cm}^2/\text{sec} & d &= 10 \text{ meters} \\
 U &= 12.2 \text{ cm/sec} & h &= 10 \text{ meters} \\
 y_s &= 152.5 \text{ meters} & b &= 305 \text{ meters} \\
 \text{Discharge rate} &= 42.2 \text{ m}^3/\text{sec}
 \end{aligned}$$

FIGURE E-1
DILUTION FACTORS AT SURFACE

Dilution Factor at Surface Liquid Effluents in a Large Lake



OFFSITE DOSE CALCULATION MANUAL

E.1.2 Dilution Factor Twelve Miles Downstream: Two Rivers Water Intake

The dilution factors used at the Two Rivers water intake twelve miles downstream from PBNP included the factor of two described in Section D1.1. However, instead of using the straight centerline dilution factor shown in Table 1, the weighted average dilution factor calculated over the width of the plume was used.

The approach was used for the following reasons. First, the path that the current takes to reach the Two Rivers water intake is not straight. In order to reach Two Rivers, the water must flow southeast around Point Beach State Park, which juts into Lake Michigan, and then curves back 90 degrees towards Two Rivers. As a result of this deviation from straight line flow, any part of the plume or possibly none of the plume would impinge upon the intake structure.

Second, there is a difference in the distance offshore of the PBNP discharge and the Two Rivers water intake. The Two Rivers water intake is located 5080 feet offshore. By contrast, PBNP discharges close to the shoreline through two flumes, one directed north and one directed south, and is modeled as a source that extends 1000 feet out into the lake from the shoreline.

Based on these two considerations, it was concluded that the weighted average dilution across the width of the plume as it diverges while flowing south would constitute a better estimate of the dilution factor instead of the calculated for the centerline of an area source as is assumed for the FSAR calculation. The calculation and the values used are shown below.

The average dilution factor at 12 miles downstream was calculated in the following manner:

The standard deviation of the radionuclide concentration in the y direction at 12 miles downstream on the surface of the lake is 168.8 meters. This calculation used the following formula:

$$\sigma_y = \sqrt{\frac{2 \times \varepsilon_y \times x}{u}} \quad [E-1]$$

Where:

- σ_y = Standard deviation of the radionuclide concentration in the y direction
- ε_y = Lateral turbulent diffusion coefficient (cm²/sec)
= 900 cm²/sec
- x = Downstream distance (cm)
= 1.93E+06 cm
- u = Current (cm/sec)
= 12.2 cm/sec

At distances of 0.1 σ , 0.2 σ , etc. off the plume centerline, the dilution factor was calculated using the equation shown in Section 5.2 of the PBNP FSAR. The distances off the plume centerline, the calculated dilution factor, and the fraction of the area under the normal distribution curve is listed below.

OFFSITE DOSE CALCULATION MANUAL

TABLE E-2
DILUTION FACTORS

STANDARD DEVIATION	DISTANCE (meters)	FRACTION OF AREA UNDER CURVE ¹	DILUTION FACTOR
0.1 σ	16.9	0.080	13.8
0.2 σ	33.8	0.080	14.0
0.3 σ	50.6	0.078	14.3
0.4 σ	67.5	0.075	14.7
0.5 σ	84.4	0.072	15.2
0.6 σ	101.3	0.068	15.8
0.7 σ	118.1	0.065	16.6
0.8 σ	135.0	0.060	17.6
0.9 σ	151.9	0.056	18.8
1.0 σ	168.8	0.051	20.2
1.1 σ	185.6	0.046	21.9
1.2 σ	202.5	0.042	23.9
1.3 σ	219.4	0.037	26.3
1.4 σ	236.3	0.032	29.2
1.5 σ	253.2	0.028	32.6
1.75 σ	295.4	0.053	44.7
2.0 σ	337.6	0.035	64.7
2.25 σ	379.8	0.021	98.4
2.5 σ	421.9	0.012	158.4
3.0 σ	506.3	0.010	482
TOTAL		1.000	

NOTE: It is assumed that the standard deviation of the radionuclide concentrations across the plume can be represented by a normal distribution curve. The fraction of the total area under the curve is that fraction of the area under the curve that lies between, for example, the interval 0.1 σ and 0.2 σ which also includes the area of the curve in the interval -0.1 σ and -0.2 σ .
The average dilution factor over the width of the plume was calculated by multiplying the dilution factor at each of the locations off of the plume centerline by the fraction of the total area of the curve occupied by that interval and then summing over all the intervals. An average dilution factor of 29 was calculated.

OFFSITE DOSE CALCULATION MANUAL

APPENDIX F
RADIOLOGICAL IMPACT OF SEWAGE TREATMENT SLUDGE DISPOSAL

NOTE: Appendix F is for historical reference. Land disposal of sewage sludge is no longer used at Point Beach

The methodology for determining the radiological impact of land application of contaminated sewage treatment sludge is presented in this section. The evaluation must be made prior to every land application of sewage treatment plant (STP) sludge that contains licensed material. Sludge and other STP material which does not contain licensed material may be disposed of by any legal method without prior radiological analysis.

F.1 Basis, Commitments and Actions

F.1.1 Basis

With the discovery that the PBNP STP sludge contained licensed material, Wisconsin Electric applied for NRC approval to dispose of the sludge by land application on land within the PBNP site boundary pursuant to 10 CFR 20.302(a). Wisconsin Electric committed to gamma isotopic analysis (GIA) of the sludge to measure the concentrations of licensed material in the STP sludge and to compare the results to concentration limits prior to each disposal [letter dated October 8, 1987 (VPNPD-87-430, NRC-87-104)] (See Appendix G). In addition, the dose to the maximally exposed individual of the general public and to the inadvertent intruder would be evaluated for the appropriate exposure pathways.

F.1.2 Basis for NRC Commitment Modification

Pursuant to NRC guidance, the sludge is clean if no licensed materials are found when analyzed under conditions necessary to achieve the environmental LLDs (NRC HPPOS 221). Clean sludge is not under NRC jurisdiction and may be disposed of by any legal method without prior radioanalyses. Therefore, if the sludge is clean and there is no pathway to the STP from the RCA, or pathways are administratively controlled to prevent the transfer of licensed materials to the STP, there is no need to analyze the sludge prior to any disposal.

Since the 1987 commitment, engineering modifications and administrative controls have eliminated the pathways from the RCA to the STP. Three subsequent sludge GIAs (a total of eight STP samples) utilizing the analytical parameters required to achieve environmental lower limit of detection (LLD) found only naturally occurring radionuclides. In each analysis, the licensed materials were below the minimum detectable activity for the particular measurement and below the required LLDs. These results verify the efficiency of the modifications and administrative controls in eliminating pathways from the RCA to the STP. Therefore, because there is no longer any reason to believe that the PBNP STP sewage contains licensed material and there are no pathways from the RCA to the STP, the sewage may be disposed of by any legal method without GIA prior to each disposal.

OFFSITE DOSE CALCULATION MANUAL

F.1.3 Modification

Periodic gamma isotopic analyses (GIA) of the STP sludge shall occur at a frequency set forth in the Chemistry Analytical Methods & Procedures (CAMP). This may include analyses prior to disposal depending on the results from the periodic analyses. The GIA of the STP sludge shall meet the LLD criteria of normal liquid effluents. The detection of any licensed material in the sludge during the periodic GIA shall necessitate returning to the GIA prior to disposal in order to evaluate the radiological consequences of the disposal. The GIA prior to each disposal shall continue until such time that the sludge can be shown, using environmental LLD criteria, not to contain licensed material.

Also, re-initiation of the 1987 commitment to analyze the STP sludge prior to each disposal shall be required if plant conditions change in a manner which would lead one to believe that the STP sludge may be contaminated. An example of such a condition is the opening of valve STP-009 which is controlled by a tag. Again, reversion to a CAMP controlled frequency can occur only upon verification that no licensed material is in the sludge pursuant to the environmental LLD criteria.

F.1.4 Exposure Evaluations

If the sludge contains licensed material, the 1987 commitment requires that the appropriate exposure pathways be evaluated prior to each application of sludge to insure that the dose to the maximally exposed member of the general public is maintained at less than 1 mrem/year and that to the inadvertent intruder, at less than 5 mrem/year. Also, the measured concentration shall be compared to the liquid maximum effluent concentrations of Appendix B to 10 CFR 20.

The exposure pathways evaluated for the maximally exposed individual are the following:

1. External whole body exposure due to a ground plane source of radionuclides.
2. Milk ingestion pathway from cows fed alfalfa grown on plot.
3. Meat ingestion pathway from cows fed alfalfa grown on plot.
4. Vegetable ingestion pathway from vegetables grown on plot.
5. Inhalation of radioactivity resuspended in air above plot.
6. Pathways associated with a release to Lake Michigan. These pathways are ingestion of potable water at the Two Rivers, Wisconsin municipal water supply, ingestion of fish from edge of initial mixing zone of radionuclide release, ingestion of fresh and stored vegetables irrigated with water from Lake Michigan, ingestion of milk and meat from cows utilizing Lake Michigan as drinking water source, swimming and boating activities at the edge of the initial mixing zone, and shoreline deposits.

The exposure pathways evaluated for the inadvertent intruder are the same as items 1, 4, 5, and 6 identified above for the maximally exposed individual.

OFFSITE DOSE CALCULATION MANUAL

F.2 Procedure

The following steps are to be performed by the responsible Chemistry Specialist for each contaminated sewage treatment sludge disposal.

1. Determine the radionuclide concentrations in each representative sewage treatment sludge sample. The minimum number of representative samples required is three from each sludge storage tank. The average of all statistically valid concentration determinations will be utilized in determining the sludge storage tank concentration values.
2. Verify that the concentration of each radionuclide meets the concentration and activity limit criteria. The methodology for determining compliance with the concentration and activity limit criteria are contained in Wisconsin Electric letter VPNDP 87-430.
3. Verify that the proposed disposal of the sewage treatment sludge will maintain doses within the applicable limits. This calculation will include radionuclides disposed of in previous sludge applications. The activity from these prior disposals will be corrected for radiological decay prior to performing dose calculations for the meat, milk, and vegetable ingestion pathways, the inhalation of resuspended radionuclides, and all pathways associated with a potential release to Lake Michigan. The residual radioactivity will be corrected, if applicable, for the mixing of radionuclides in the soil prior to performing external exposure calculations.

Microshield, a nationally recognized computer code, will be used to calculate the dose rate due to standing on a plot of land utilized for sludge disposal in which the radionuclides from prior disposals have been incorporated into the plot by plowing. This calculated dose rate will be used to assess the radiological consequences from prior disposals with the consequences of proposed future disposals. The total radiological dose consequence of the past and the proposed disposal will be compared to the applicable limits to insure the dose is maintained at or below the limits.

The methodology for calculating the radiological impact of the sewage treatment sludge disposal is contained in Wisconsin Electric letter VPNDP 87-430.

4. Inform the appropriate Chemistry Specialist that the sewage treatment sludge disposal may proceed after verifying that the sewage treatment sludge meets the concentration, activity, and dose limits.
5. All calculations shall be included with the sewage treatment sludge disposal record.

OFFSITE DOSE CALCULATION MANUAL

F.3 Administrative Requirements

The following steps are to be performed by the responsible Chemistry Specialist for each contaminated sewage treatment sludge disposal.

1. Complete records of each contaminated disposal shall be kept as follows:
 - a. Radionuclide concentration of the sludge
 - b. Total volume of the sludge disposed
 - c. The identity of the plot used for the disposal
 - d. Dose calculation results
 - e. Results of annual chemical composition determination
2. Modifications to the WE application as documented in the October 8, 1987, letter shall be processed in accordance with NP 5.1.7, Regulatory Commitment Management. (CCE 001-013)
 - a. Commitment Change - 1

Section 3.2 of Attachment II of the submittal states that physical and chemical properties of the sludge would be determined prior the each land application. Pursuant to a change in the PBNP WPDES Permit, non-radiological properties are now determined annually instead of per application. The frequency for radiological characterization did not change. (See Appendix H and CCE 2002-002)

- b. Commitment Change - 2

In Section 3.3 of Attachment II of the submittal letter, the annual disposal rate was..." limited to 4,000 gallons/acre, provided WDNR chemical composition, NRC dose guidelines and activity limits are maintained...." Modification 2 removes the 4,000 gallon limit and makes the application unlimited provided the WDNR and NRC constraints are met. (See Appendix I and CCE 2002-004)

OFFSITE DOSE CALCULATION MANUAL

c. Commitment Change - 3

In Section 3.2 of Attachment II of NRC submittal letter dated October 8, 1987, Wisconsin Electric committed to gamma isotopic analysis (GIA) to determine the concentration of licensed material in sewage treatment plant (STP) sludge prior to each disposal. Pursuant to NRC HPPOS-221 guidance, the sludge has been shown to be clean on three different occasions after pathways from the RCA to the STP were eliminated by plant modifications and administrative controls. Pursuant to HPPOS, the sludge analyses were done under the conditions necessary to achieve the environmental LLDs. Only naturally occurring radionuclides were found and licensed material was below the minimum detectable concentration. This indicates that the former pathways from the RCA to the STP had been eliminated. Therefore, there is no need to continue the analyses because there is no RCA to STP pathway and there is no reason to believe that the sewage contains licensed material. Hence, the commitment to analyze STP sludge prior to every disposal is modified and replaced with periodic analyses at a frequency set by CAMP 914. However, if plant conditions change in a manner which places the STP sewage outside the guidance parameters which allowed for the discontinuance of analyses, the sewage must be analyzed prior to each disposal until it again is shown not to contain licensed material. (See Appendix J and CCE-2002-3)

OFFSITE DOSE CALCULATION MANUAL


APPENDIX G
VPNPD-87-430, NRC-87-104

Wisconsin Electric submittal to the United States Nuclear Regulatory Commission, dated October 8, 1987 (VPNPD-87-430, NRC-87-104)

The submittal consists of the letter and two Attachments. Attachment II contains Appendices A-G.

Pursuant to the NRC letter of January 13, 1988 (NPC-30260), a copy of the submittal (VPNPD-87-430, NRC-87-104) must be permanently incorporated into the ODCM as an Appendix and future modifications of the letter be reported to the NRC in accordance with commitments regarding ODCM changes.

OFFSITE DOSE CALCULATION MANUAL



Wisconsin Electric POWER COMPANY
231 W. MICHIGAN, P.O. BOX 2046, MILWAUKEE, WI 53201

(414) 277-2345

VPNPD-87-430
NRC-87-104

October 8, 1987

U.S. NUCLEAR REGULATORY COMMISSION
Document Control Desk
Washington, D.C. 20555

Gentlemen:

DOCKET NOS. 50-266 AND 50-301
RESPONSE TO REQUEST FOR ADDITIONAL INFORMATION
FOR 10 CFR 20.302 APPLICATION
POINT BEACH NUCLEAR PLANT

*Plant 12010100 gen.
(ci. 05160000)
commitment made for
additional sampling
& analysis prior to
discharge (Attach II,
page 2)*

On July 14, 1987, Wisconsin Electric Power Company submitted an application, under the provisions of 10 CFR 20.302, for approval of a proposed procedure to dispose of sewage treatment sludge containing minute quantities of radioactive materials. Subsequent to the application, Mr. Ted Quay of the NRC staff requested additional information regarding the environmental characteristics of the area surrounding the Point Beach Nuclear Plant. The responses to this request were furnished in our submittal dated August 6, 1987.

By letter dated September 9, 1987, the NRC has requested Wisconsin Electric supply additional information in order to complete the review of our application. This Request for Additional Information (RAI) contains ten specific items which require responses or commitments from Wisconsin Electric. In addition, the NRC requests the previously submitted information and the information supplied in response to the RAI be compiled into "one complete, extensive, and self-contained package". To facilitate your review, Attachment I is included to provide direct responses to the ten items contained in the RAI. Attachment II is provided as the complete application, including the information from our letters dated July 14, 1987, and August 6, 1987, and information supplied in response to the NRC RAI.

We request that you complete your review of this complete, self-contained package and issue an approval of our application

RECEIVED

OCT 12 1987

POINT BEACH

OFFSITE DOSE CALCULATION MANUAL


NRC Document Control Desk

October 8, 1987

Page 2

as soon as possible. In order to facilitate your review and to expedite processing, we would be pleased to discuss these matters or provide additional information by telephone. Please feel free to contact us.


Very truly yours,


C. W. Fay
Vice President
Nuclear Power

bjm

Attachments

Copies to NRC Resident Inspector
NRC Regional Administrator, Region III

Blind copies to Britt/Gorske/Finke, Burstein, Charnoff,
Fay, Krieser, Lipke, Newton, Z 

OFFSITE DOSE CALCULATION MANUAL

ATTACHMENT I

RESPONSES TO QUESTIONS CONTAINED IN THE
REQUEST FOR ADDITIONAL INFORMATION (RAI)
ON POINT BEACH 1 AND 2 REQUEST
FOR DISPOSAL OF LOW LEVEL RADIOACTIVITY
CONTAMINATED SEWAGE SLUDGE BY LAND APPLICATION
WISCONSIN ELECTRIC POWER COMPANY
UNDER 10 CFR 20.302(a)

OFFSITE DOSE CALCULATION MANUAL

The numbering system used in these responses corresponds directly to numbering used in the NRC RAI, dated September 9, 1987.

1.
 - a. This request is for multiple applications, approximately 2 to 4 per year.
 - b. This request is for multiple years, expiration to coincide with conclusion of decommissioning activities associated with retirement of PBNP Units 1 & 2.
 - c. Please refer to the response to question number 10.

2. The pathways used to determine doses to both the maximally exposed individual and the inadvertent intruder are documented in Attachment II, Appendices D and E.

Due to the extremely low concentrations of radionuclides in the sewage sludge and the associated low doses, Wisconsin Electric will control access to the disposal sites by conditions of use defined in lease agreements with the lease. Use of the land is not controlled beyond the conditions of the lease, thereby not restraining a casual visitor from the disposal site. However continuous occupancy would be readily observed, and remedial action would be taken.

3. Information contained in previous submittals has been included in Attachment II with modifications to provide specific commitments to the NRC.

4. Please refer to the response to question number 10.

5. Site maps have been updated and are included in Attachment II, Appendix C.

6. The direct grazing of cattle on the proposed disposal sites is controlled by restrictions contained in the lease agreement.

There will be no restrictions placed on fishermen on Lake Michigan. Calculations of doses due to all pathways associated with a release to Lake Michigan (Attachment II, Appendix E) do not indicate a need to apply restrictions to fishermen.

7. Please refer to revised site maps included in Attachment II, Appendix C. Site number 5 is located on company owned land beyond the PBNP site boundary. All other sites are within the PBNP site boundary area.

8.
 - a. Please refer to Attachment II, Section 3.2, Disposal Procedure.
 - b. Please refer to Attachment II, Section 3.2, Disposal Procedure.
 - c. Please refer to Attachment II, Section 3.2, Disposal Procedure.
 - d. Please refer to Attachment II, Appendix A.

9. Please refer to Attachment II, including Appendix D and Appendix E for additional pathways analyzed for this submittal. These identified pathways will be analyzed prior to all subsequent disposals to insure doses are maintained within prescribed limits, i.e., 1 mrem/year to the maximally exposed individual and 5 mrem/year to the inadvertent intruder.

10. A limiting concentration level for the sludge contained in the storage tank is discussed, in Attachment II, Appendix F. Since this application is for multiple applications over multiple years, Attachment II, Appendix F also addresses an activity limit.

ATTACHMENT II

COMPLETE ANALYSIS AND EVALUATION

POINT BEACH NUCLEAR PLANT

10 CFR 20.302(a) APPLICATION

OFFSITE DOSE CALCULATION MANUAL

1.0 Purpose

By this submittal Wisconsin Electric Power Company requests approval of the U.S. Nuclear Regulatory Commission for a proposed procedure to dispose of sewage treatment sludge containing trace quantities of radionuclides generated at the Point Beach Nuclear Plant. This request is submitted in accordance with the provisions of 10 CFR 20.302(a).

2.0 Waste Description

The waste involved in this disposal process consists of the residual solids remaining in solution upon completion of the aerobic digestion sewage treatment process utilized at PBNP. The PBNP sewage treatment plant is used to process waste water from the plant sanitary and potable water systems. These systems produce non-radioactive waste streams with the possible exception of wash basins located in the radiologically controlled area of the plant. These wash basins are believed to be the primary source of the extremely small quantities of radionuclides in the sludge.

The sewage sludge generated at PBNP is allowed to accumulate in the sewage plant digester and aeration basin. Two to four times annually, depending on work activities and corresponding work force at PBNP, the volume of the sludge in the digester and aeration basin needs to be reduced to allow continued efficient operation of the treatment facility. The total volume of sludge removed during each disposal operation is typically on the order of 15,000 gallons. The maximum capacity for the entire PBNP treatment facility and hence the maximum disposal volume is about 30,000 gallons. In the case of a maximum capacity disposal, doses would not necessarily increase in proportion to the volume, since more than one disposal site may be used.

Trace amounts of radionuclides have been identified in PBNP sludge currently being stored awaiting disposal. The radionuclides identified and their concentrations in the sludge are summarized below:

<u>Nuclide</u>	<u>Concentration ($\mu\text{Ci/cc}$)</u>
Co-60	2.33E-07
Cs-137	1.50E-07

The total activity of the radionuclides in the stored sludge, based on the identified concentrations and a total volume of 15,000 gallons of sewage sludge, are as follows:

<u>Nuclide</u>	<u>Activity (μCi)</u>
Co-60	13.2
Cs-137	8.5

These concentrations and activities are consistent with expected values based on prior analyses of sewage sludge. The radionuclide concentration in the sewage sludge has remained relatively constant during sampling conducted since December 30, 1983. A detailed summary of the results of this sampling program are contained in Appendix A for your review.

OFFSITE DOSE CALCULATION MANUAL

In addition to monitoring for the radionuclide content of the sludge, the WDNR requires several other physical and chemical properties of the sludge to be determined. These properties are the percent total solids, percent total nitrogen, percent ammonium nitrogen, pH, percent total phosphorus, percent total potassium, cadmium, copper, lead, nickel, mercury, zinc, and boron. An example of a typical sludge sample analysis is included in Appendix B

3.0 Disposal Method

In the context of this application, Wisconsin Electric commits to the following methodology. No distinction is made or intended between "shall" or "will", as used in the descriptions contained in this section.

3.1 Transport of Sludge

The method used to dispose of the sludge shall utilize a technique approved by the WDNR. The process of transporting the sewage sludge for disposal involves pumping the sludge from the PBNP sewage treatment plant storage tanks into a truck mounted tank. The truck mounted tank shall be required to be maintained tightly closed to prevent spillage while in transit to the disposal site. The sludge shall be transported to one or more of the six sites approved by the WDNR for land application of the sewage sludge from PBNP.

3.2 Disposal Procedure

The radionuclide concentrations in the sludge shall be determined prior to each disposal by obtaining three representative samples from each of the sludge storage tanks. The sludge contained in the sludge tanks is prevented from going septic by a process known as complete mix and continuous aeration. This process completely mixes the sludge allowing for representative samples to be obtained.

The samples shall be counted utilizing a GeLi detector and multi-channel analyzer with appropriate geometry. The detection system is routinely calibrated and checked to ensure the lower limits of detection are within values specified in the Radiological Effluent Technical Specifications (RETS).

To insure the samples are representative of the overall concentration in the storage tanks, the radionuclide concentration determination for each of the three samples shall be analyzed to insure each sample is within two standard deviations of the average value of the three samples. If this criteria is not met, additional samples will be obtained and analyzed to insure a truly representative radionuclide concentration is utilized for dose calculations and concentration limit determinations. The average of all statistically valid concentration determinations will be utilized in determining the storage tank concentration values.

OFFSITE DOSE CALCULATION MANUAL

Prior to disposal the waste stream will be monitored to determine the physical and chemical properties of the sludge, as discussed in the last paragraph of Section 2.0, Waste Description. The results will be compared to State of Wisconsin limits to insure the sludge does not pose a chemical hazard to people or to the environment.

The radionuclides identified in the sludge, along with their respective concentrations, will be compared to concentration limits prior to disposal. The methodology discussed in Appendix F will be used in determining compliance with the proposed concentration limit. The total activity of the proposed disposal will be compared to the proposed activity limit as described in Appendix F.

If the concentration and activity limit criteria are met, the appropriate exposure pathways (as described in Appendix D) will be evaluated prior to each application of sludge. These exposures will be evaluated to insure the dose to the maximally exposed individual will be maintained less than 1 mrem/year and the dose to the inadvertent intruder is maintained less than 5 mrem/year. The exposures will be calculated utilizing the methodology used in Appendix E, including the current activity to be landspread along with the activity from all prior disposal. The remaining radioactivity from prior disposals will be corrected for radiological decay prior to performing dose calculations for the meat, milk, and vegetable ingestion pathways, the inhalation of resuspended radionuclides, and all pathways associated with a release to Lake Michigan. The residual radioactivity will be corrected for radiological decay and, if appropriate, the mixing of the radionuclides in the soil by plowing prior to performing external exposure calculations.

The sewage sludge is applied on the designated area of land utilizing the WDNR approved technique and adhering to the following requirements of WPDES Permit Number WI-0000957-3.

- Discharge to the land disposal system shall be limited so that during surface spreading all of the sludge and any precipitation falling onto or flowing onto the disposal field shall not overflow the perimeter of the system.
- Sludge shall not be land spread on land with a slope greater than 12%. During the period from December 15 through March 31 sludge shall not be land spread on land with a slope greater than 6% unless the wastes are injected immediately into the soil.
- Sludge shall not be surface spread closer than 500 feet from the nearest inhabited dwelling except that this distance may be reduced ~~with the dwelling owner's written consent.~~
- Sludge shall not be spread closer than 1,000 feet from a public water supply well or 250 feet from a private water supply well.
- Sludge shall not be land spread within 200 feet of any surface water unless a vegetative buffer strip is maintained between the surface watercourse and the land spreading system, in which case a minimum separation distance of at least 100 feet is required between the system and the surface watercourse.

OFFSITE DOSE CALCULATION MANUAL

- Depth to groundwater and bedrock shall be greater than 3 feet from the land surface elevation during use of any site.
- Sludge shall not be land spread in a floodway.
- Sludge shall not be land spread within 50 feet of a property line road or ditch unless the sludge is incorporated with the soil, in which case a minimum separation distance of at least 25 feet is required.
- The pH of the sludge-soil mixture shall be maintained at 6.5 or higher.
- Low areas of the approved fields, subject to seasonally high groundwater levels, are excluded from the sludge application.
- Crops for human consumption shall not be grown on the land for up to one year following the application of the sludge.
- The sludge shall be plowed, disked, injected or otherwise incorporated into the surface soil layer at appropriate intervals.

The flexibility implied in the latter provision for soil incorporation is intended to allow for crops which require more than a one year cycle. For the Point Beach disposal sites, alfalfa is a common crop which is harvested for several years after a single planting. Sludge disposal on an alfalfa plot constitutes good fertilization, but the plot cannot be plowed without destroying the crop. The alfalfa in this case aids in binding the layer of sludge on the surface of the plot. At a minimum, however, plowing (or disking or other method of injection and mixing to a nominal depth of 6 inches) shall be done prior to planting any new crop, regardless of the crop.

3.3 Administrative Procedures

Complete records of each disposal will be maintained. These records will include the concentration of radionuclides in the sludge, the total volume of sludge disposed, the total activity, the plot on which the sludge was applied, the results of the chemical composition determinations, and all dose calculations.

The annual disposal rate for each of the approved land spread sites will be limited to 4,000 gallons/acre, provided WDNR chemical composition, NRC dose guidelines, and concentration and activity limits are maintained within the appropriate values.

The farmer leasing the site used for the disposal will be notified of the applicable restrictions placed on the site due to the land spreading of sewage sludge.

4.0 Evaluation of Environmental Impact

4.1 Site Characteristics

4.1.1 Site Topography

The disposal sites are located in the Town of Two Creeks in the northeast corner of Manitowoc County, Wisconsin, on the

OFFSITE DOSE CALCULATION MANUAL

west shore of Lake Michigan about 30 miles southeast of the center of the city of Green Bay, and 90 miles NNE of Milwaukee. This site is located at longitude 87° 32.5'W and latitude 44° 17.0'N. The six sites are on property owned and controlled by Wisconsin Electric and are within or directly adjacent to the Point Beach site boundary. The sites are described below and are outlined on the map contained in Appendix C as Figure 3.

Site No. PB-01 - The approximately 15 acres located in the NE 1/4 of the NE 1/4 of Section 23, T. 21N - R. 24E.

Site No. PB-02 - The approximately 20 acres located in the SE 1/4 of the SE 1/4 of Section 14, T. 21N - R. 24E.

Site No. PB-03 - The approximately 5 acres located in the NW 1/4 of Section 24, T. 21N - R. 24E.

Site No. PB-04 - The approximately 5 acres located in the NW 1/4 of the SW 1/4 of Section 24, T. 21N - R. 24E.

Site No. PB-05 - The approximately 5 acres located in the NE 1/4 of the NW 1/4 of Section 25, T. 21N - R. 24E.

Site No. PB-06 - The approximately 5 acres located in the NE 1/4 of the SW 1/4 of Section 14, T. 21N - R. 24E.

The overall ground surface at the site of the Point Beach Nuclear Plant is gently rolling to flat with elevations varying from 5 to 60 feet above the level of Lake Michigan. Subdued knob and kettle topography is visible from aerial photographs. The land surface slopes gradually toward the lake from the higher glacial moraine areas west of the site. Higher ground adjacent to the lake, however, diverts the drainage to the north and south.

The major surface drainage features are two small creeks which drain to the north and south. One creek discharges into the lake about 1500 feet above the northern corner of the site and the other near the center of the site. During the spring, ponds of water may occupy the shallow depressions. As mentioned in Section 3.2, Disposal Procedure, these low areas are excluded from the sludge application.

A site topographic map covering details out to a 5 mile radius may be found in the FSAR at Figure 2.2-3 and is included in Appendix C as Figure 2.

The disposal of sewage sludge at these six sites will have no impact on the topography of this area.

4.1.2 Site Geology

Prior to construction of the Point Beach Nuclear Plant, an evaluation of the geological characteristics of the area in and surrounding the site was made. The geologic structure of the region is essentially simple. Gently dipping sedimentary rock

OFFSITE DOSE CALCULATION MANUAL

strata of Paleozoic age outcrop in a horseshoe pattern around a shield of Precambrian crystalline rock which occupies the western part of the region. The site is located on the western flank of the Michigan Basin, which is a broad downwarp ringed by discontinuous outcrops of more resistant formations. The bedrock formations are principally limestones, dolomites, and sandstones with subordinate shale layers. The rocks form a succession of extensive layers that are relatively uniform in thickness. The bedrock strata dip very gently towards Lake Michigan at rates from 15 to 35 feet per mile.

The uppermost bedrock under the site is Niagara Dolomite. Bedrock does not outcrop on the site but is covered by glacial till and lake deposits. The soils contain expansive clay minerals and have moderately high base exchange capacity.

In the area of the site, the overburden soils are approximately 70 to 100 feet in thickness. Although the character of the glacial deposits may vary greatly within relatively short distances, a generalized section through the overburden soils adjacent to Lake Michigan at the site consists of the following sequence:

1. An upper layer of brown clay silt topsoil underlain with several feet of brown silty clay with layers of silty sand;
2. A layer of 20 feet of reddish-brown silty clay with some sand and gravel and occasional lenses of silt;
3. A layer of 25 feet of reddish-brown silty clay with layers of silty sand and lenses of silt;
4. A layer of 50 feet of reddish-brown silty clay with some sand and gravel, the lower portion of which contains gravels, cobbles, and boulders resting on a glacial eroded surface of Niagara dolomite bedrock.

Site drainage is poor due to the high clay content of the soil combined with the pock-marked surface. Additional information on site geology may be found in Section 2.8 of the FSAR.

The use of these sites for disposal of sewage sludge will not impact the geology of the area.

4.2 Area Characteristics

4.2.1 Meteorology

The climate of the site region is influenced by the general storms which move eastward along the northern tier of the United States and by those which move northeastward from the southwestern part of the country to the Great Lakes. This continental type of climate is modified by Lake Michigan. During spring, summer, and fall months the lake temperature differs markedly from the air temperature. Wind shifts from westerly to easterly directions produce marked cooling of day-time.

OFFSITE DOSE CALCULATION MANUAL

temperatures in spring and summer. In autumn the relatively warm water to the lake prevents night-time temperatures from falling as low as they do a few miles inland from the shoreline. Summer time temperatures exceed 90°F for six days on the average. Freezing temperatures occur 147 days and below zero on 14 days of the winter on the average. Rainfall averages about 28 inches per year with 55 percent falling in the months of May through September. Snowfall averages about 45 inches per year. Sludge spreading shall be managed such that the surface spreading together with any precipitation falling on the field shall not overflow the perimeter of the field. Additional information on site meteorology may be found in Section 2.6 of the FSAR.

There will be no impact on the meteorology of the area due to the disposal of the sewage sludge.

4.2.2 Hydrology

The dominant hydrological feature of this site is Lake Michigan, one of the largest of the Great Lakes. The normal water level in Lake Michigan is approximately 580 feet above mean sea level. In the general vicinity of the site, the 30 foot depth contour is between 1 and 1-1/2 miles offshore and the 60 foot contour is 3 to 3-1/2 miles off shore. The disposal sites are twenty or more feet above the normal lake level. There is no record that the sites have been flooded by the lake during modern times. There are no rivers or large streams which could create a flood hazard at or near the sites.

The subsurface water table at the Point Beach site has a definite slope eastward toward the lake. The gradient indicated by test drilling on the site is approximately 30 feet per mile. It is therefore extremely unlikely that any release of radioactivity on the site could spread inland. Furthermore, the rate of subsurface flow is small due to the relative impervious nature of the soil and will not promote the spread of releases. Further information on site hydrology is detailed in the PBNP FSAR Section 2.5.

There will be no adverse impact on hydrology of the area due to disposal of sewage sludge by land spreading.

4.3 Water Usage

4.3.1 Surface Water

Lake Michigan is used as the source of potable water supplies in the vicinity of the site for the cities of Two Rivers (12 miles south), Manitowoc (16 miles south), Sheboygan (40 miles south), and Green Bay (intake at Rostok 1 mile north of Kewaunee, 13 miles north). No other potable water uses are recorded within 50 miles of the site along the lake shore. All public water supplies drawn from Lake Michigan are treated in purification plants. The nearest surface water used for drinking other than Lake Michigan are the Fox River 30 miles NW and

OFFSITE DOSE CALCULATION MANUAL

Lake Winnebago 40 miles W of the site.

Lake Michigan is also utilized by various recreational activities, including fishing, swimming and boating.

There will be no impact on surface water usage due to the disposal of sewage sludge.

4.3.2 Ground Water

Ground water provides the remaining population with potable supplies. Public ground water supplies within a 20 mile radius of the site are listed in Table 2.5-3 of the FSAR. Additional wells for private use are in existence throughout the region. The location of private wells within a two mile radius of PBNP are indicated on Figure 3, Appendix C.

The potable water for use at the Point Beach Nuclear Plant is drawn from a 257 feet deep well located at the southwest corner of the plant yard. Water from this well is routinely sampled as part of the environmental monitoring program.

There will be no adverse impact on ground water usage due to the disposal of sewage sludge.

4.4 Land Usage

Manitowoc County, in which the site is located, and the adjacent counties of Kewaunee, Brown, Calumet, and Sheboygan are predominantly rural. Agricultural pursuits account for approximately 90% of the total county acreage. With the exception of the Kewaunee Nuclear Plant located 4.5 miles north, the region within a radius of five miles of the site is presently devoted exclusively to agriculture. Dairy products and livestock account for 85% of the counties' farm production, with field crops and vegetables accounting for most of the remainder. The principal crops are grain corn, silage corn, oats, barley, hay, potatoes, green peas, lima beans, snap beans, beets, cabbage, sweet corn, cucumbers, and cranberries. Within the township of Two Creeks surrounding the site (15 sq. miles), there are about 800 producing cows on about 40 dairy farms. Some beef cattle are raised 2.5 miles north of the site. Cows are on pasture from the first of June to late September or early October. During the winter, cows are fed on locally produced hay and silage. Of the milk produced in this area, about 25 percent is consumed as fluid milk and 50 percent is converted to cheese, with the remainder being used in butter making and other by-products.

It has been the policy of Wisconsin Electric to permit the controlled use of crop land and pasture land on company owned property. No direct grazing of dairy or beef cattle or other animals is permitted on these company owned properties. Crops intended for human consumption shall not be grown on the disposal sites for at least one year following the application of the sludge.

The proposed land application of sewage sludge will not have any direct effect on the adjacent facilities. Additional land use

OFFSITE DOSE CALCULATION MANUAL

information may be found in Section 2.4 of the FSAR.

4.5 Radiological Impact

The rate of sewage sludge application on each of the six proposed sites will be monitored to insure doses are maintained within applicable limits. These limits are based on NRC Nuclear Reactor Regulation (NRR) staff proposed guidance (described in AIF/NESP-037, August, 1986). These limits require doses to the maximally exposed member of the general public to be maintained less than 1 mrem/year due to the disposal material. In addition, NRR guidance requires doses of less than 5 mrem/year to an inadvertent intruder.

To assess the doses received by the maximally exposed individual and the inadvertent intruder, six credible pathways have been identified for the maximally exposed individual and four credible pathways for the inadvertent intruder. The identified credible pathways are described in Appendix D.

Calculations detailed in Appendix E demonstrate the disposal of the currently stored PBNP sewage sludge would remain below these limits. The total annual exposure to the maximally exposed individual based on the identified exposure pathways is equal to 0.072 mrem. The dose to a hypothetical intruder assuming an overly conservative occupancy factor of 100% is calculated to be 0.115 mrem/year. By definition, the inadvertent intruder would not be exposed to the processed food pathways (meat and milk).

The calculational methodology used in determining doses for the proposed disposal of sludge stored at PBNP shall be utilized prior to each additional land application to insure doses are maintained less than those proposed by NRR. This calculation will include radionuclides disposed of in previous sludge applications. The activity from these prior disposals will be corrected for radiological decay prior to performing dose calculations for the meat, milk, and vegetable ingestion pathways, the inhalation of resuspended radionuclides, and all pathways associated with a potential release to Lake Michigan. The residual radioactivity will be corrected for radiological decay and, if applicable, the mixing of radionuclides in the soil prior to performing external exposure calculations. In addition, the dose to a farmer potentially leasing more than one application site will be addressed by summing the doses received from the external exposure from a ground plane source and resuspension inhalation pathways for each leased site. In addition, the maximum site specific dose due to the other pathways identified in Appendix D, will be utilized in the total exposure estimation.

5.0 Radiation Protection

The disposal operation will follow the applicable PBNP procedures to maintain doses as low as reasonably achievable. Technical review and guidance will be provided by the PBNP Superintendent - Health Physics.

APPENDIX A

SUMMARY OF RADIOLOGICAL ANALYSES
OF SEWAGE SLUDGE SINCE DECEMBER 30, 1983

OFFSITE DOSE CALCULATION MANUAL

<u>Sample Date</u>	<u>Tank</u>	<u>Tank Volume (Gallons)</u>	<u>Radionuclide</u>	<u>Concentration (μCi/cc)</u>
12-30-83	Digester	8400	Co-58	5.58E-07
			Co-60	1.87E-06
			Cr-51	4.88E-07
			Cs-134	1.59E-07
			Cs-137	3.57E-07
4-05-84	Digester	7560	Co-60	7.89E-07
	Aeration	6667	Co-60	1.87E-07
12-05-84	Digester	7560	Co-58	1.75E-07
	Aeration	6667	Co-60	8.29E-07
6-03-85	Digester	7560	Co-60	8.29E-07
			Cs-137	2.46E-07
	Aeration	6700	Co-60	3.27E-07
			Cs-137	1.33E-07
4-10-86	Digester	7560	Co-60	6.79E-07
			Cs-137	1.72E-07
			Mn-54	4.91E-08
			Co-60	1.65E-07
11-04-86	Digester Aeration & Clarifier	7560	Co-58	8.04E-08
		25100	Co-58	1.37E-07
			Co-60	2.18E-07
			Cs-137	1.64E-07

APPENDIX B

CHEMICAL COMPOSITION ANALYSIS
OF SEWAGE SLUDGE

OFFSITE DOSE CALCULATION MANUAL

STATE OF WISCONSIN DEPARTMENT OF NATURAL RESOURCES		SLUDGE CHARACTERISTIC Wisconsin Statute 147.02(1) and Wisconsin Administrative Code: NR 110.27(6) FORM 3400-49 REV. 10-80	
Sewage Treatment Plant Sludge			
Please complete this form and send to the Department of Natural Resources appropriate District/Area Office. Keep one copy for your records. For additional forms, please contact your appropriate District/Area Office.			
PERMITTEE Wisconsin Electric Power Company		WDNR PERMIT NUMBER WI 00 0 29 5 7	
STREET OR ROUTE 231 W. Michigan Street		COUNTY Milwaukee	
CITY, STATE, ZIP CODE Milwaukee, WI 53203		TELEPHONE NUMBER (INCLUDE AREA CODE) 414-277-2153	

1. Please report laboratory testing results for the following parameters:

*Parameter	Abbreviation	Result	*Parameter	Abbreviation	Result
Total Solids, %	-	1.65	Chromium, ppm	Cr	-
Total Nitrogen, %	TOT N	1.0	Copper, ppm	Cu	2300
Ammonium Nitrogen, %	NH ₄ ⁺ -N	0.54	Lead, ppm	Pb	190
Total Phosphorous, %	P	< 0.01	Mercury, ppm	Hg	5.6
Total Potassium, %	K	0.25	Nickel, ppm	Ni	12
Arsenic, ppm	As	1.0	Zinc, ppm	Zn	2300
Cadmium, ppm	Cd	12.	pH	-	7.0

*Suggested analysis procedures for the above parameters can be found in NR 219, analytical tests and procedures, Wisconsin Administrative Code. All parameters other than percent solids and pH shall be reported on a dry weight basis.

2. What is the name of the laboratory that did the analysis and when was it performed?

Laboratory Name Wisconsin Electric Power Co. Date sent to lab April 12, 1983
Laboratory Services Division

Where at the treatment plant was the sample taken? From sludge holding tank prior to hauling

4. When was the sample taken? April 12, 1983

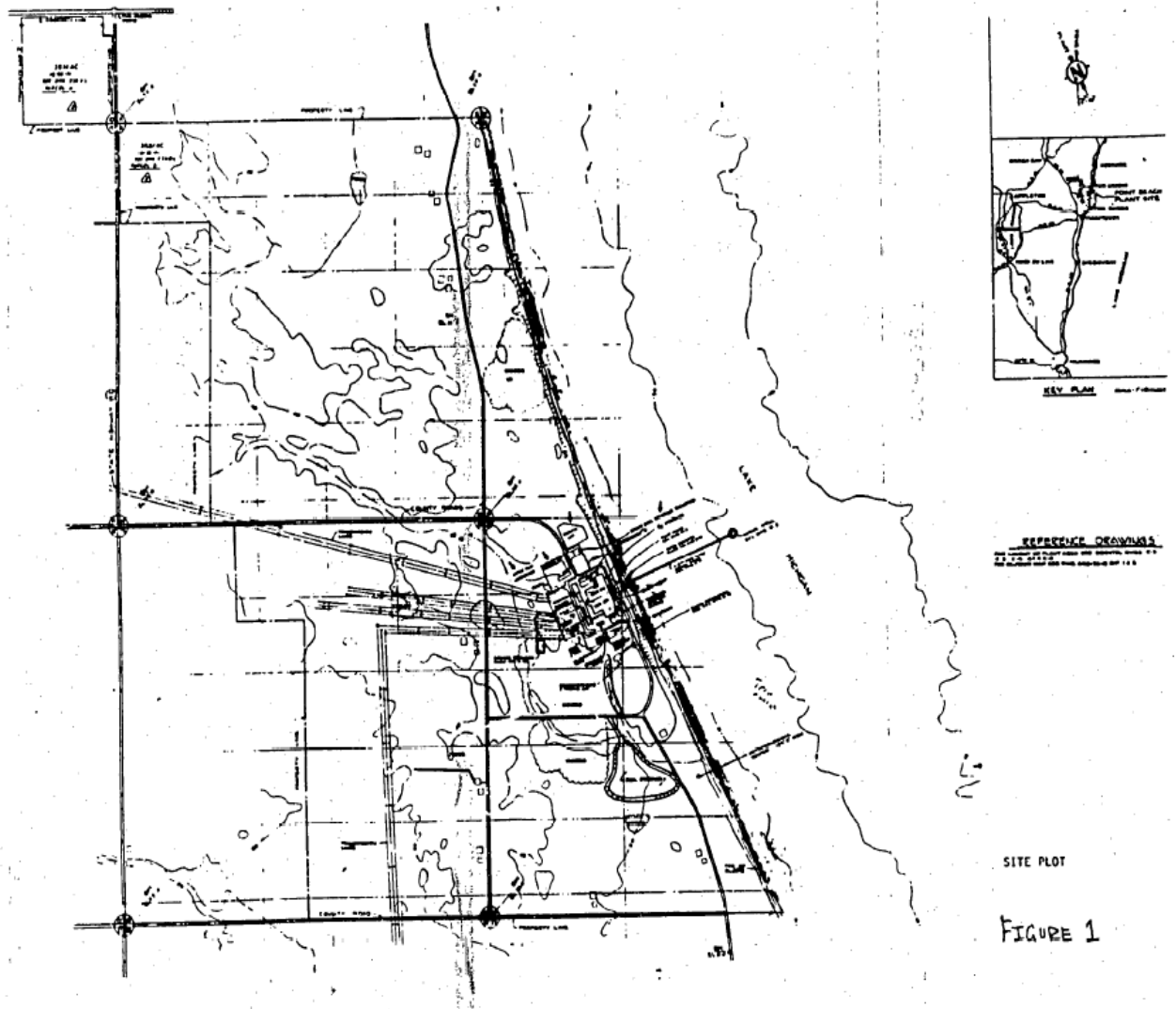
SIGNATURE <i>[Signature]</i>	TITLE Water Quality Engineer	DATE -
---------------------------------	---------------------------------	-----------

OFFSITE DOSE CALCULATION MANUAL

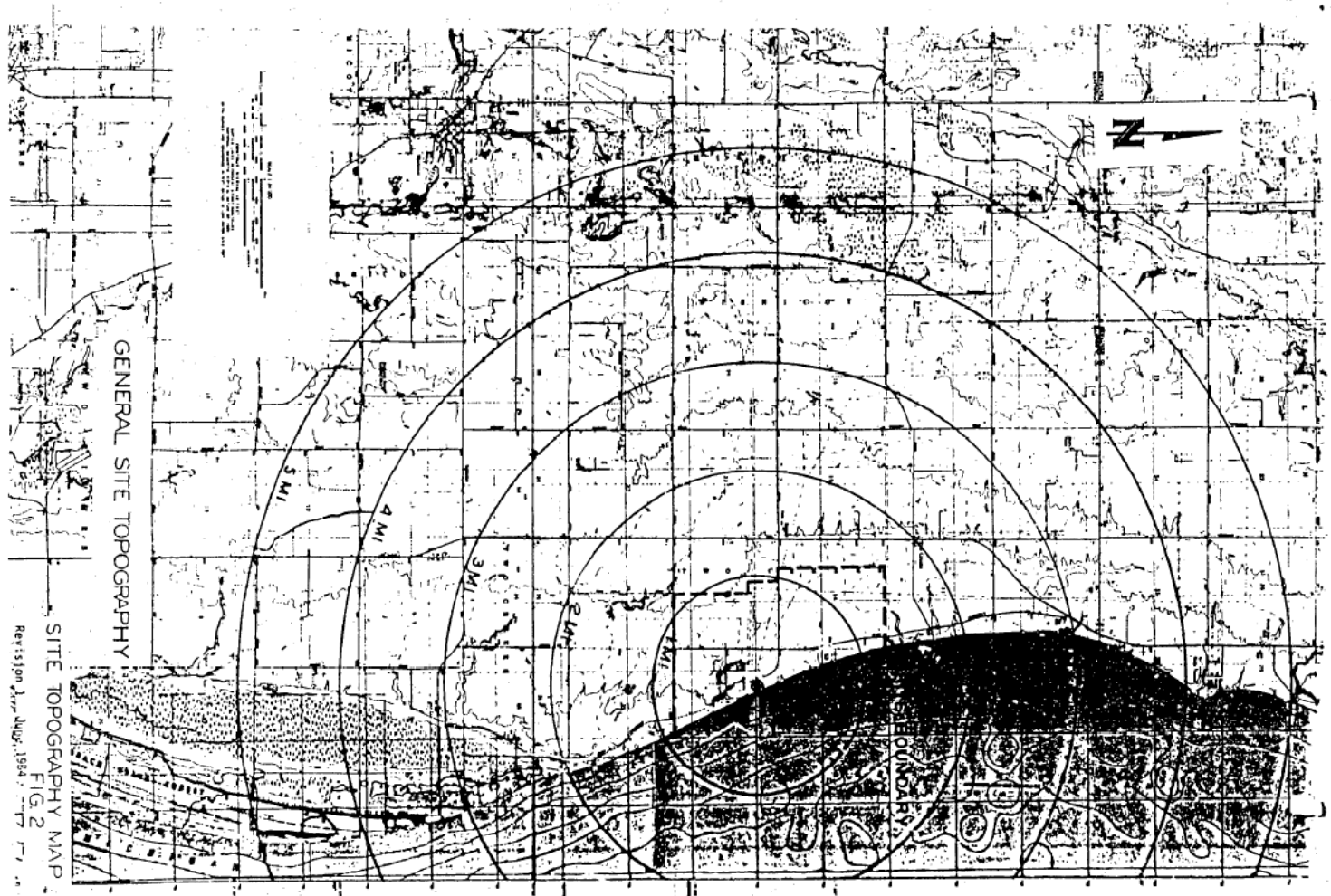
APPENDIX C

SITE MAPS

OFFSITE DOSE CALCULATION MANUAL



OFFSITE DOSE CALCULATION MANUAL



[illegible]

OFFSITE DOSE CALCULATION MANUAL

APPENDIX D

EXPOSURE PATHWAYS

OFFSITE DOSE CALCULATION MANUAL

I. EXPOSURE PATHWAYS - MAXIMALLY EXPOSED INDIVIDUAL

1. External whole body exposure due to a ground plane source of radionuclides.
2. Milk ingestion pathway from cows fed alfalfa grown on plot.
3. Meat ingestion pathway from cows fed alfalfa grown on plot.
4. Vegetable ingestion pathway from vegetables grown on plot.
5. Inhalation of radioactivity resuspended in air above application site.
6. Pathways associated with a release to Lake Michigan. Ingestion of potable water at Two Rivers, Wisconsin municipal water supply, ingestion of fish from edge of initial mixing zone of radionuclide release, ingestion of fresh and stored vegetables irrigated with water source as Lake Michigan, ingestion of milk and meat from cows utilizing Lake Michigan as drinking water source, swimming and boating activities at edge of initial mixing zone, and shoreline deposits.

II. EXPOSURE PATHWAYS - INADVERTENT INTRUDER

1. External whole body exposure due to a ground plane source of radionuclides.
2. Vegetable ingestion pathway from vegetables grown on plot.
3. Inhalation of radioactivity resuspended in air above application site.
4. Pathways associated with a release to Lake Michigan. Ingestion of potable water at Two Rivers, Wisconsin municipal water supply, ingestion of fish from edge of initial mixing zone of radionuclide release, ingestion of fresh and stored vegetables irrigated with water source as Lake Michigan, ingestion of milk and meat from cows utilizing Lake Michigan as drinking water source, swimming and boating activities at edge of initial mixing zone, and shoreline deposits.

The milk and meat pathways are not included in calculating the dose to the inadvertent intruder. The doses due to these pathways are calculated based on feeding the cows alfalfa grown on the sludge applied land. Since direct grazing on these lands is prohibited, the alfalfa must be cropped prior to being used as feed. This effectively removes the availability of these pathways to the inadvertent intruder, who by definition occupies the sludge applied land continuously.

OFFSITE DOSE CALCULATION MANUAL

III. GROUND WATER PATHWAY

The ingestion of groundwater is not a credible exposure pathway. The two factors contributing to this determination are as follows:

1. The site map in Appendix C, Figure 3 details the spatial relationship between the proposed disposal sites and the local ground water wells. The flow gradient of ground water was determined for the PBNP FSAR to be towards Lake Michigan. Reviewing the sites and local wells shows no private well located in the path of radionuclide migration towards Lake Michigan.

The PBNP site well is located on the plant site, potentially in a path of radionuclide migration. The PBNP well is routinely sampled as a requirement of the PBNP environmental monitoring program.

2. The cation exchange capacity (CEC) of the soils at each site has been determined.

<u>Site</u>	<u>Cation Exchange Capacity (MEQ/100g)</u>
1	16
2	11
3	11
4	10
5	8
6	9

The cation exchange capacity of soil is dependent on the valance of the radionuclides and is determined by the relation:

$$\text{MEQ} = \frac{\text{ATOMIC WEIGHT}}{\text{VALANCE}} * 1.0\text{E}-03$$

<u>Radionuclide</u>	<u>Valance</u>	<u>CEC (MEQ/100g)</u>
Co-60	+2	3.00E-02
Co-58	+2	2.90E-02
Cs-137	+1	1.37E-01
Mn-54	+2	2.70E-02
Cr-51	+3	1.70E-02
Cs-134	+1	1.34E-01

Using the values for Cs-137 and site 5 which has the lowest CEC, the total exchange capacity of the soil is

$$\frac{1.10 \text{ grams of Cs-137}}{100 \text{ grams of soil}}$$

Calculating the specific activity of Cs-137,

$$\begin{aligned} \text{Specific Activity} &= \frac{3.578\text{E}+05}{T_{1/2}(\text{yrs.}) \cdot \text{ATOMIC MASS}} = \frac{3.578\text{E}+05}{30 \cdot 137} \\ &= 87.1 \text{ Ci/gram} \end{aligned}$$

OFFSITE DOSE CALCULATION MANUAL

The cation exchange capacity of the soil expressed in the number of Curies of radionuclide per 100 grams of soil is

$$\frac{95.8 \text{ Ci Cs-137}}{100 \text{ grams of soil}}$$

Since the proposed disposal of sewage sludge contains quantities of radionuclides on the order of 10-100 μCi the soil at each site has the capacity to effectively eliminate the migration of the radionuclide to ground water.

APPENDIX E

EXPOSURE ANALYSIS

OFFSITE DOSE CALCULATION MANUAL

GENERAL ASSUMPTIONS

1. Sewage sludge is uniformly applied over plot acreage.
2. Sewage sludge is applied to one of the 5 acre plots, site PB-03, PB-04, PB-05, or PB-06. (Assuming the smallest site size is conservative for the calculation methodology herein.)
3. Based on the sewage sludge currently stored at PBNP, the following data is used in the calculations.

Radionuclide	Sludge Volume (Gallons)	Sludge Volume (cm ³)	Activity (μ Ci)	Concentration (μ Ci/cm ³)	Ground Plane Concentration (μ Ci/cm ²)
Co-60	15,000	5.68E+07	13.2	2.33E-07	6.53E-08
Cs-137	15,000	5.68E+07	8.5	1.50E-07	4.21E-08

I. CALCULATION OF EXTERNAL EXPOSURES

A. Specific Assumptions

1. Conservatively assume radioactivity remains on surface of land plot. Calculation ignores any plowing or mixing of radioactivity within soil. Calculations for the proposed disposal will therefore ignore self absorption or shielding from soil.

The external exposure at the application site due to prior disposals will be calculated utilizing the methodology in Appendix G and added to that calculated for the proposed disposal.

2. The plots are owned by Wisconsin Electric and have been approved by the Wisconsin Department of Natural Resources (DNR) as disposal sites. The land is leased and potentially farmed. Occupancy of the land can be realistically expected only during plowing, planting and harvesting. Occupancy has been estimated to be 64 hours per year.

B. Summary of Calculational Methodology

1. Calculate ground plane radionuclide concentrations in pCi/cm².
2. The dose from a plane of uniformly deposited radionuclides is calculated using Regulatory Guide 1.109, Revision 1, Appendix C, Formula C-2.
3. Dose rates were calculated assuming continuous occupancy then adjusted for realistic occupancy factors.

OFFSITE DOSE CALCULATION MANUAL

C. External Exposure Rate Calculations

The dose from a plane of uniformly deposited radionuclides is calculated using Regulatory Guide 1.109, Revision 1, Appendix C, formula C-2

$$D_j^G(r,\theta) = 8760 S_F \sum_i C_i^G(r,\theta) DFG_{ij}$$

where

$D_j^G(r,\theta)$ = yearly dose

8760 = hours per year

S_F = 1.0, since no dose reduction due to residential shielding is applicable.

$C_i^G(r,\theta)$ = ground plane radionuclide concentration (pCi/m²)

$DFG(i,j)$ = external dose factor for standing on contaminated ground as given in Table E-6 of Regulatory Guide 1.109, Revision 1.

Radionuclide	γ Dose Factor (mrem/hr per pCi/m ²)	Ground Plane Concentration (μ Ci/cm ²)	Ground Plane Concentration (pCi/m ²)	γ Dose Rate (mrem/yr)
Co-60	1.70E-08	6.53E-08	6.53E+02	9.72E-02
Cs-137	4.20E-09	4.21E-08	4.21E+02	1.55E-02

TOTAL: 1.13E-01 mrem/year

These calculated dose rates assume continuous occupancy. In reality, these sites will be occupied only during plowing, planting, and harvesting. Assuming an occupancy of 2 hours per day, 1 day per week, and 32 weeks (8 month growing season) per year, the occupancy factor becomes

$$2 \text{ hr/day} * 1 \text{ day/week} * 32 \text{ weeks/yr} * 1/8760 \text{ hours/yr} = 7.3E-03.$$

EXTERNAL EXPOSURE DOSE RATE (mrem/year)

Radionuclide	Continuous Occupancy	Realistic Occupancy
Co-60	9.72E-02	7.10E-04
Cs-137	1.55E-02	1.13E-04
TOTAL:	1.13E-01	8.23E-04

OFFSITE DOSE CALCULATION MANUAL

11. CALCULATION OF MEAT AND MILK INGESTION PATHWAY EXPOSURES

A. Specific Assumptions

1. All feed consumed by cow is grown on sludge applied acreage.
2. All meat and milk consumed by human is from cattle exclusively fed feed from sludge applied land.
3. Stable element transfer coefficients (B_{iv}) are utilized from Regulatory Guide 1.109 to estimate the fraction of radioactivity which is transferred from the soil to the feed.

<u>Radionuclide</u>	<u>B_{iv}</u>
Co-60	9.4E-03
Cs-137	1.0E-02

4. Alfalfa has typically been grown on the plots. Soil tests have indicated a minimum alfalfa yield of 4.1 tons per acre can be expected.

B. Summary of Calculational Methodology

1. The concentration of radionuclides in feed grown on the disposal plots is estimated. Transfer coefficients (B_{iv}) from Table E-1 of Regulatory Guide 1.109 were used to estimate the fraction of radionuclide which may be expected to transfer to the feed from the soil.
2. Concentrations of radionuclides in milk and meat were estimated using Formula A-11 from Regulatory Guide 1.109.
3. Ingestion dose rates were estimated using Formula A-12 from Regulatory Guide 1.109.

C. Milk and Meat Ingestion Pathway Dose Rate Calculation

1. Concentration in feed.

$$\text{Activity in Feed} = B_{iv} * \text{Activity in Soil}$$

$$\text{Concentration in Feed} = \text{Activity in Feed} / \left(\frac{\text{kg of Feed}}{\text{Acre}} * 5 \text{ Acres} \right)$$

<u>Radionuclide</u>	<u>Activity in Soil (μCi)</u>	<u>Activity in Feed (μCi)</u>	<u>Radionuclide Concentration in Feed (pCi/kg)</u>
Co-60	13.2	1.24E-01	6.67E+00
Cs-137	8.5	8.50E-02	4.57E+00

2. Concentration in Milk and Meat

Calculate concentrations of radionuclides in milk and meat using

OFFSITE DOSE CALCULATION MANUAL

Formula A-11 in Regulatory Guide 1.109, Revision 1 which is

$$C_{iA} = F_{iA} * C_{iF} * Q_F$$

where C_{iA} = radionuclide concentration of i in component A
 F_{iA} = stable element transfer coefficient whose values are in Table E-1 of the Regulatory Guide
 C_{iF} = radionuclide concentration in feed
 Q_F = consumption rate of feed = 50 kg/d (wet weight) from Regulatory Guide 1.109

Use the following Regulatory Guide 1.109 values for F_{iA}

Element	$F_{iA} = m$ (d/l) for milk	$F_{iA} = F_f$ (d/kg) for meat
Co	1.0E-03	1.3E-02
Cs	1.2E-02	4.0E-03

Radionuclide	Concentration in Milk (pCi/l)	Concentration in Meat (pCi/kg)
Co-60	3.34E-01	4.34E+00
Cs-137	2.74E+00	9.14E-01

3. Calculated Dose rates

The formula for total dose from eating animal products fed vegetation (alfalfa) grown on PBNP sludge applied land is given by Regulatory Guide 1.109, Revision 1, Formula A-12, page 1-109-16. But, as noted following equation A-13, it is necessary to compute separately the milk and meat portions of the dose.

$$DOSE = \Sigma (U_{ap} * D_{iapg} * \exp(-\lambda_i t_s))$$

where U_{ap} = consumption rate of animal product
 C_{iA} = conc of radionuclide i in animal product A
 D_{iapg} = dose factor
 t_s = average time between milking or slaughtering and consumption

	U_{ap} by Age Group			
	Infant	Child	Teenager	Adult
Milk (l/yr)	330	330	400	310
Meat (kg/yr)	-	41	65	110

C_{iA} = concentration calculated above

D_{iapg} = DF whole body dose factors, Regulatory Guide 1.109, Revision 1.

OFFSITE DOSE CALCULATION MANUAL

Whole Body Dose Factors (mrem/pCi Ingested)

<u>Nuclide</u>	<u>Infant Ingestion</u>	<u>Child Ingestion</u>	<u>Teenager Ingestion</u>	<u>Adult Ingestion</u>
Co-60	2.55E-05	1.56E-05	6.33E-06	4.72E-06
Cs-137	4.33E-05	4.62E-05	5.19E-05	7.14E-05

$T_s = 0$ for milk (assume consumption on farm)

$T_s = 20$ days for meat (Regulatory Guide 1.109, Revision 1, Table E-15)

MILK INGESTION DOSE RATE (mrem/year)

<u>Radionuclide</u>	<u>Infant</u>	<u>Child</u>	<u>Teenager</u>	<u>Adult</u>
Co-60	2.81E-03	1.72E-03	8.46E-04	4.89E-04
Cs-137	3.92E-02	4.18E-02	5.69E-02	6.06E-02
TOTALS:	4.20E-02	4.35E-02	5.77E-02	6.11E-02

MEAT INGESTION DOSE RATE (mrem/year)

<u>Radionuclide</u>	<u>Infant</u>	<u>Child</u>	<u>Teenager</u>	<u>Adult</u>
Co-60	-	2.76E-03	1.77E-03	2.24E-03
Cs-137	-	1.73E-03	3.08E-03	7.18E-03
TOTALS:	-	4.49E-03	4.85E-03	9.42E-03

MEAT AND MILK INGESTION PATHWAY DOSE RATES (mrem/year)

Infant	- 4.20E-02
Child	- 4.80E-02
Teenager	- 6.26E-02
Adult	- 7.05E-02

III. CALCULATION OF VEGETABLE INGESTION PATHWAY EXPOSURES

A. Specific Assumptions

1. The WPDES permit issued to PBNP for the disposal of sewage sludge prohibits the growing of crops for human consumption for one year following the application of the sewage sludge. Therefore, prior to planting vegetables on the application site, the soil would be plowed. Plowing is assumed to uniformly mix the top 6 inches of soil.

OFFSITE DOSE CALCULATION MANUAL

2. The soil density is assumed to be 1.3 grams/cm³.
3. All vegetables consumed by the individual of interest are grown on the sludge applied acreage.
4. Stable element transfer coefficients (B_{iv}) from Regulatory Guide 1.109 are used to estimate the fraction of radioactivity transferred from the soil to the vegetables.

<u>Radionuclide</u>	<u>B_{iv}</u>
Co-60	9.4E-03
Cs-137	1.0E-02

5. The consumption factors of food medium (U_{ap}) and the mass basis distributions from Regulatory Guide 1.109, Table E-5 are used to determine annual consumption of vegetables.

U_{ap} by Age Group*

<u>Infant</u>	<u>Child</u>	<u>Teen</u>	<u>Adult</u>
-	280 kg/yr	340 kg/yr	280 kg/yr

*Based on 54% vegetable consumption by mass of fruit, vegetable, and grain.

6. The Ingestion Dose Factors by age group are from Regulatory Guide 1.109, Tables E-11, E-12, E-13, and E-14.

Whole Body Ingestion Dose Factors (mrem/pCi ingested)

<u>Radionuclide</u>	<u>Infant</u>	<u>Child</u>	<u>Teen</u>	<u>Adult</u>
Co-60	2.55E-05	1.56E-05	6.33E-06	4.72E-06
Cs-137	4.33E-05	4.62E-05	5.19E-05	7.14E-05

7. Radiological decay of the radionuclides applied to the plot is not taken into account in these calculations.

B. Summary of Calculational Methodology

1. The radionuclide concentration in the soil is calculated in units of pCi/kg based on uniform application over 5 acre plot, plowing to a depth of 6 inches, and a soil density of 1.3 g/cm³.
2. The B_{iv} values are applied to the soil concentration values to obtain the radionuclide concentration in the vegetables.
3. The consumption factors (U_{ap}) for each age group are then used to determine the annual radionuclide intake by age group due to eating these vegetables.

OFFSITE DOSE CALCULATION MANUAL

4. Finally, the age dependent ingestion dose factors are used to obtain annual doses by age group.

C. Vegetable Pathway Ingestion Dose Rate Calculations

1. Concentration in soil

Radionuclide	Activity Applied (μCi)	Soil Volume (cm^3)	Soil Mass (kg)	Concentration In Soil (pCi/kg)
Co-60	13.2	3.08E+09	4.00E+06	3.30E+00
Cs-137	8.5	3.08E+09	4.00E+06	2.13E+00

2. Concentration in vegetables

Radionuclide	Concentration In Soil (pCi/kg)	B_{iv}	Concentration In Vegetables (pCi/kg)
Co-60	3.30E+00	9.4E-03	3.10E-02
Cs-137	2.13E+00	1.0E-02	2.13E-02

3. Calculated Dose Rates

The dose rate for direct ingestion of vegetables grown on the sludge applied land is given by the equation.

$$\text{DOSE RATE} = \sum U_{ap} * D_{iapj} * \text{EXP}(-\lambda_i t) * C_i$$

where

U_{ap} = consumption rate of food medium
 D_{iapj} = dose factor for radionuclide, i
 λ_i = radiological decay constant
 t_i = time between harvest and consumption
 C_i = concentration of radionuclide, i, in food medium.

t, the time between harvest and ingestion, is assumed to be zero for this calculation.

VEGETABLE INGESTION DOSE RATE (mrem/year)

Radionuclide	Infant	Child	Teen	Adult
Co-60	-	1.35E-04	6.67E-05	4.10E-05
Cs-137	-	2.76E-04	3.76E-04	4.26E-04
TOTAL	-	4.11E-04	4.43E-04	4.67E-04

OFFSITE DOSE CALCULATION MANUAL

IV. CALCULATION OF INHALATION OF RESUSPENDED RADIONUCLIDES PATHWAY EXPOSURE

A. Specific Assumptions

1. The model used to determine the radionuclide concentration in air above the sludge applied land is taken from WASH-1400, USNRC, Reactor Safety Study - An Assessment of Accident Risks in Commercial Nuclear Power Plants, Appendix VI.
2. The radionuclide concentration in air remains constant for year of interest, i.e., radiological decay and decrease in resuspension factor are not taken into account for this calculation.
3. The maximally exposed member of the general public is assumed to be the farmer using the plot of land with an occupancy of 64 hours per year.
4. The inadvertent intruder is assumed to occupy the plot of land for the entire year.
5. The Inhalation Dose Factors by age group are from Regulatory Guide 1.109, Tables E-7, E-8, E-9, and E-10.

WHOLE BODY INHALATION DOSE FACTORS (mrem/pCi inhaled)

<u>Radionuclide</u>	<u>Infant</u>	<u>Child</u>	<u>Teen</u>	<u>Adult</u>
Co-60	8.41E-06	6.12E-06	2.48E-06	1.85E-06
Cs-137	3.25E-05	3.47E-05	3.89E-05	5.35E-05

LUNG INHALATION DOSE FACTORS (mrem/pCi inhaled)

<u>Radionuclide</u>	<u>Infant</u>	<u>Child</u>	<u>Teen</u>	<u>Adult</u>
Co-60	3.22E-03	1.91E-03	1.09E-03	7.46E-04
Cs-137	5.09E-05	2.81E-05	1.51E-05	9.40E-06

6. The age dependent inhalation rates are obtained from Regulatory Guide 1.109, Table E-5.

Inhalation Rates (m³/yr)

<u>Infant</u>	<u>Child</u>	<u>Teen</u>	<u>Adult</u>
1400	3700	8000	8000

OFFSITE DOSE CALCULATION MANUAL

B. Summary of Calculational Methodology

1. The ground plane radionuclide concentrations in pCi/m².
2. Calculate the resuspension factor utilizing equation given in WASH-1400.
3. Obtain the radionuclide concentration in air (pCi/m³) above plot utilizing methodology in WASH-1400.
4. Using parameters contained in Regulatory Guide 1.109, calculate annual dose for continuous occupancy and for realistic occupancy.

C. Inhalation of Resuspended Radionuclides in Air Pathway Dose Rate Calculations - Resuspension of Radionuclide in Air

1. Ground plane radionuclide concentration

<u>Radionuclide</u>	<u>Ground Plane Concentration (μCi/cm²)</u>	<u>Ground Plane Concentration (pCi/m²)</u>
Co-60	6.53E-08	6.53E+02
Cs-137	4.21E-08	4.21E+02

2. Calculation of resuspension factor, K (m⁻¹)

From WASH-1400,

$$K(t) = 1.0E-09 + 1.0E-05 * \text{EXP} [-0.6769 * t]$$

where t = time since radionuclides were deposited on ground surface.

t is assumed to be 0 for these calculations, thereby maximizing the resuspension factor.

Therefore,

$$K = 1.0E-05 \text{ m}^{-1}$$

3. Calculate radionuclide concentration (pCi/m³) in air.

From WASH-1400,

$$K(\text{m}^{-1}) = \frac{\text{air concentration (pCi/m}^3\text{)}}{\text{surface deposit (pCi/m}^2\text{)}}$$

or

$$\text{Air Concentration (pCi/m}^3\text{)} = \text{surface deposit (pCi/m}^2\text{)} * K(\text{m}^{-1})$$

AIR CONCENTRATIONS

<u>Radionuclide</u>	<u>Air Concentrations (pCi/m³)</u>
Co-60	6.53E-03
Cs-137	4.21E-03

OFFSITE DOSE CALCULATION MANUAL

4. Dose Rate Calculations

$$\text{Dose Rate (mrem/yr)} = \text{Inhalation Rate (m}^3\text{/yr)} * \text{Air Conc. (pCi/m}^3\text{)} * \text{Dose Conversion Factor (mrem/pCi)}$$

WHOLE BODY INHALATION DOSE RATE (mrem/year)

<u>Radionuclide</u>	<u>Infant</u>	<u>Child</u>	<u>Teen</u>	<u>Adult</u>
Co-60	7.69E-05	1.48E-04	1.30E-04	9.66E-05
Cs-137	1.92E-04	5.41E-04	1.31E-03	1.80E-03
TOTAL	2.69E-04	6.89E-04	1.44E-03	1.90E-03

LUNG INHALATION DOSE RATE (mrem/year)

<u>Radionuclide</u>	<u>Infant</u>	<u>Child</u>	<u>Teen</u>	<u>Adult</u>
Co-60	2.94E-02	4.61E-02	5.69E-02	3.90E-02
Cs-137	3.00E-04	4.38E-04	5.09E-04	3.17E-04
TOTAL	2.97E-02	4.65E-02	5.74E-02	3.93E-02

INHALATION OF RESUSPENDED RADIONUCLIDES IN AIR DOSE RATES

WHOLE BODY DOSE RATE (mrem/year)

<u>Occupancy</u>	<u>Infant</u>	<u>Child</u>	<u>Teen</u>	<u>Adult</u>
Continuous	2.69E-04	6.89E-04	1.44E-03	1.90E-03
Realistic	1.96E-06	5.03E-06	1.05E-05	1.39E-05

LUNG DOSE RATE (mrem/year)

<u>Occupancy</u>	<u>Infant</u>	<u>Child</u>	<u>Teen</u>	<u>Adult</u>
Continuous	2.97E-02	4.65E-02	5.74E-02	3.93E-02
Realistic	2.17E-04	3.39E-04	4.19E-04	2.87E-04

V. CALCULATION OF WHOLE BODY EXPOSURES DUE TO RELEASE TO LAKE MICHIGAN

A. Specific Assumptions

1. The methodology contained in the PBNP Offsite Dose Calculation Manual (ODCM) is used to perform this calculation.

OFFSITE DOSE CALCULATION MANUAL

2. The entire activity contained in the sludge is released into Lake Michigan.
3. The exposure pathways addressed by the ODCM methodology are ingestion of potable water from Two Rivers, WI water supply, ingestion of fish at edge of initial mixing zone, ingestion of fresh and stored vegetables, irrigated with Lake Michigan as source of water, ingestion of milk and meat from cows utilizing Lake Michigan as drinking water source, swimming and boating activities at edge of initial mixing zone, and shoreline deposits.

B. Summary of Calculational Methodology

1. The activity released in the sludge is converted into Co-60 dose equivalent Curies.
2. The annual design release limit from the ODCM is 94.7 Co-60 equivalent curies.
3. The annual design release limit is based on a limiting dose of 6 mrem adult whole body. The annual dose due to sewage sludge is calculated by a ratio of calculated release compared to release limit.

C. Whole Body Exposure Calculations

1. Co-60 equivalent Curies

Radionuclide	Activity (μCi)	DF _i /DF _{Co-60}	Co-60 eq. Activity (μCi)
Co-60	13.2	1.00E+00	13.2
Cs-137	8.5	1.51E+01	128.4
TOTAL			141.6μCi Co-60 equivalent

2. Ratio of dose limit to annual design release limit

$$\frac{6 \text{ mrem}}{94.7 \text{ Co-60 equivalent curies}}$$

3. Whole Body Dose Calculation

$$\frac{\text{Dose}}{141.6\mu\text{Ci}} = \frac{6 \text{ mrem}}{94.7 \times 10^6 \mu\text{Ci}}$$

$$\text{Dose} = 8.97\text{E-}06 \text{ mrem}$$

WHOLE BODY DOSE RATE (mrem/year)

$$8.97\text{E-}06$$

OFFSITE DOSE CALCULATION MANUAL

DOSE SUMMARY

Maximally Exposed Individual

The identified credible exposure pathways for the maximally exposed individual are:

- 1.) External exposure from ground plane source (realistic occupancy)
- 2.) Milk ingestion pathway
- 3.) Meat ingestion pathway
- 4.) Vegetable ingestion pathway
- 5.) Resuspension inhalation pathway (realistic occupancy)
- 6.) Pathways identified due to release to Lake Michigan.

Pathway	AGE GROUP			
	Infant	Child	Teen	Adult
External	8.23E-04	8.23E-04	8.23E-04	8.23E-04
Milk	4.20E-02	4.35E-02	5.77E-02	6.11E-02
Meat	-	4.49E-03	4.85E-03	9.42E-03
Vegetable	-	4.11E-04	4.43E-04	4.67E-04
Inhalation	1.96E-06	5.03E-06	1.05E-05	1.39E-05
Water	8.97E-06	8.97E-06	8.97E-06	8.97E-06
TOTAL: (mrem/year)	0.043	0.049	0.064	0.072

Inadvertent Intruder

The identified credible exposure pathways for the inadvertent intruder are:

- 1.) External exposure from ground plane source (continuous occupancy)
- 2.) Vegetable ingestion pathway
- 3.) Resuspension inhalation pathway (continuous occupancy)
- 4.) Pathways identified due to release to Lake Michigan.

Pathway	AGE GROUP			
	Infant	Child	Teen	Adult
External	1.13E-01	1.13E-01	1.13E-01	1.13E-01
Vegetable	-	4.11E-04	4.43E-04	4.67E-04
Inhalation	2.96E-04	6.89E-04	1.44E-03	1.90E-03
Water	8.97E-06	8.97E-06	8.97E-06	8.97E-06
TOTAL: (mrem/year)	0.113	0.114	0.115	0.115

Reviewing these tables, the calculated limiting doses for both the maximally exposed individual and the inadvertent intruder occur for the adult age group. These doses are:

Maximally Exposed Individual:	0.072 mrem/year
Inadvertent Intruder:	0.115 mrem/year

APPENDIX F

BASIS FOR SETTING CONCENTRATION LIMITS AND ACTIVITY LIMIT
FOR DISPOSAL OF SLUDGE

OFFSITE DOSE CALCULATION MANUAL

Analyses of previously disposed sewage sludge have identified six different radionuclides in the sludge. All six radionuclides did not occur in each disposal. Therefore, it is difficult to determine a single concentration limit for regulating the disposal of the sludge from the storage tanks.

To provide a basis to regulate the disposal of the sewage sludge based on identified radionuclide concentrations, the following relation is proposed.

$$\sum_{i=1}^N \frac{C_i}{0.1 * MPC_i} \leq 1$$

where

- N = number of different radionuclides identified in the sewage sludge.
- C_i = concentration of the ith radionuclide in the sewage sludge.
- MPC_i = the MPC value of the ith radionuclide in the sewage sludge, as listed in 10 CFR Part 20 Appendix B, Table II, Column 2.

If this criteria is met, the sewage sludge may be disposed of by land spreading provided the dose calculations (as identified in Appendix E) indicate dose rates within the prescribed limits.

The attachment to this Appendix details calculations performed to determine doses from four radionuclides identified in the sludge. The calculations are based on an identified concentration equal to 10% of the 10 CFR Part 20, Appendix B, Table II, Column 2 values. The calculations use the methodology in Appendix E along with the exposure pathways identified in Appendix D to determine the dose rates. These calculations indicate the use of this methodology will maintain radiation doses within the appropriate limits.

The maximum allowable activity disposed of per year per acre is calculated utilizing 10% of the MPC value, 10 CFR Part 20, Appendix B, Table II, Column 2, for Co-58. Volume limit per acre has been proposed at 4,000 gallons/acre/year. Then,

$$\begin{aligned} &1.0E-05 \text{ } \mu\text{Ci/cc} * 4,000 \text{ gallons/acre/year} * 3.785.43 \text{ cc/gallon} \\ &= 151.4 \text{ } \mu\text{Ci/acre/year} \end{aligned}$$

OFFSITE DOSE CALCULATION MANUAL

Cs-134

Concentration in Sludge: 9.0E-07 mCi/ml

<u>Sludge Volume (Gallons)</u>	<u>Sludge Volume (cm³)</u>	<u>Concentration (μCi/cm³)</u>	<u>Activity (μCi)</u>	<u>Ground Plane Concentration (μCi/cm²)</u>
15000	5.68E+07	9.00E-07	5.11E+01	2.53E-07

External Exposure

<u>γ Dose Factor (mrem/hr. per μCi/m²)</u>	<u>Ground Plane Concentration (μCi/m²)</u>	<u>γ Dose Rate (mrem/year)</u>
1.20E-08	2.53E+03	2.66E-01

Continuous Occupancy: 2.66E-01 mrem/year
Realistic Occupancy: 1.94E-03 mrem/year

Meat & Milk Pathway

<u>Activity in Soil (μCi)</u>	<u>Activity in Feed (μCi)</u>	<u>Concentration in Feed (μCi/Kg)</u>	<u>Concentration in Milk (μCi/l)</u>	<u>Concentration in Meat (μCi/kg)</u>
5.22E+01	5.11E-01	2.75E+01	1.65E+01	5.50E+00

Milk Dose Rates (mrem/year)

<u>Infant</u>	<u>Child</u>	<u>Teenager</u>	<u>Adult</u>
3.87E-01	4.41E-01	6.03E-01	6.19E-01

Meat Dose Rate (mrem/year)

<u>Infant</u>	<u>Child</u>	<u>Teenager</u>	<u>Adult</u>
-	1.83E-02	3.27E-02	7.32E-02

Vegetable Pathway

<u>Activity (μCi)</u>	<u>Soil Volume (Cm³)</u>	<u>Soil Mass (Kg)</u>	<u>Concentration in Soil (μCi/Kg)</u>	<u>Concentration in Vegetables (μCi/Kg)</u>
5.11E+01	3.08E+09	4.00E+06	1.28E+01	1.28E-01

Cs-134-1

OFFSITE DOSE CALCULATION MANUAL

Vegetable Pathway Dose Rates (mrem/year)

<u>Infant</u>	<u>Child</u>	<u>Teenager</u>	<u>Adult</u>
-	2.90E-03	3.98E-03	4.34E-03

Inhalation Pathway

<u>Ground Plane Concentration (pCi/m²)</u>	<u>K₁ (m⁻¹)</u>	<u>Air Concentration (pCi/m³)</u>
2.53E+03	1.0E-05	2.53E-02

Inhalation Pathway Dose Rates (mrem/year)

	<u>Infant</u>	<u>Child</u>	<u>Teenager</u>	<u>Adult</u>
Continuous Occupancy	1.88E-03	5.68E-03	1.39E-02	1.84E-02
Realistic Occupancy	1.38E-05	4.15E-05	1.01E-04	1.35E-04

Release to Lake Michigan

<u>Activity (μCi)</u>	<u>DF_i/DF_{Co-60}</u>	<u>Co-60 eq. activity (μCi)</u>
---------------------------	--	-------------------------------------

5.11E+01 2.56E+01 1.31E+03

$$\frac{6 \text{ mrem}}{94.7 \text{ Ci}} * 1.31E+03 * \frac{1 \text{ Ci}}{1.0E+06 \text{ } \mu\text{Ci}} = 8.29E-05 \text{ mrem}$$

Maximally Exposed Individual

	<u>Infant</u>	<u>Child</u>	<u>Teenager</u>	<u>Adult</u>
External	1.94E-03	1.94E-03	1.94E-03	1.94E-03
Milk	3.87E-01	4.41E-01	6.03E-01	6.19E-01
Meat	-	1.83E-02	3.27E-02	7.32E-02
Vegetable	-	2.90E-03	3.98E-03	4.34E-03
Inhalation	1.38E-05	4.15E-05	1.01E-04	1.35E-04
Water	8.29E-05	8.29E-05	8.29E-05	8.29E-05
Totals:	3.89E-01	4.64E-01	6.42E-01	6.99E-01

Inadvertent Intruder

	<u>Infant</u>	<u>Child</u>	<u>Teenager</u>	<u>Adult</u>
External	2.66E-01	2.66E-01	2.66E-01	2.66E-01
Vegetable	-	2.90E-03	3.98E-03	4.34E-03
Inhalation	1.88E-03	5.68E-03	1.39E-02	1.84E-02
Water	8.29E-05	8.29E-05	8.29E-05	8.29E-05
Totals:	2.68E-01	2.75E-01	2.84E-01	2.89E-01

Cs-134-2

OFFSITE DOSE CALCULATION MANUAL

Cs-137

Concentration in Sludge: $2.0\text{E-}06 \mu\text{Ci/ml}$

<u>Sludge Volume (Gallons)</u>	<u>Sludge Volume (cm³)</u>	<u>Concentration ($\mu\text{Ci/cm}^3$)</u>	<u>Activity (μCi)</u>	<u>Ground Plane Concentration ($\mu\text{Ci/cm}^2$)</u>
15000	$5.68\text{E}+07$	$2.00\text{E-}06$	$1.14\text{E}+02$	$5.62\text{E-}07$

External Exposure

<u>γ Dose Factor (mrem/hr. per $\mu\text{Ci/m}^2$)</u>	<u>Ground Plane Concentration ($\mu\text{Ci/m}^2$)</u>	<u>γ Dose Rate (mrem/year)</u>
$4.20\text{E-}09$	$5.62\text{E}+03$	$2.07\text{E-}01$

Continuous Occupancy: $2.07\text{E-}01$ mrem/year
Realistic Occupancy: $1.51\text{E-}03$ mrem/year

Meat & Milk Pathway

<u>Activity in Soil (μCi)</u>	<u>Activity in Feed (μCi)</u>	<u>Concentration in Feed ($\mu\text{Ci/Kg}$)</u>	<u>Concentration in Milk ($\mu\text{Ci/l}$)</u>	<u>Concentration in Meat ($\mu\text{Ci/kg}$)</u>
$1.14\text{E}+02$	$1.14\text{E}+00$	$6.13\text{E}+01$	$3.68\text{E}+01$	$1.23\text{E}+01$

Milk Dose Rates (mrem/year)

<u>Infant</u>	<u>Child</u>	<u>Teenager</u>	<u>Adult</u>
$5.26\text{E-}00$	$5.61\text{E-}01$	$7.64\text{E-}01$	$8.15\text{E-}01$

Meat Dose Rate (mrem/year)

<u>Infant</u>	<u>Child</u>	<u>Teenager</u>	<u>Adult</u>
-	$2.33\text{E-}02$	$4.15\text{E-}02$	$9.66\text{E-}02$

Vegetable Pathway

<u>Activity (μCi)</u>	<u>Soil Volume (Cm³)</u>	<u>Soil Mass (Kg)</u>	<u>Concentration in Soil ($\mu\text{Ci/Kg}$)</u>	<u>Concentration in Vegetables ($\mu\text{Ci/Kg}$)</u>
$1.14\text{E}+02$	$3.08\text{E}+09$	$4.00\text{E}+06$	$2.85\text{E}+01$	$2.85\text{E-}01$

Cs-137-1

OFFSITE DOSE CALCULATION MANUAL

Vegetable Pathway Dose Rates (mrem/year)

<u>Infant</u>	<u>Child</u>	<u>Teenager</u>	<u>Adult</u>
-	3.69E-03	5.03E-03	5.70E-03

Inhalation Pathway

<u>Ground Plane Concentration (pCi/m²)</u>	<u>K₋₁ (m⁻¹)</u>	<u>Air Concentration (pCi/m³)</u>
5.62E+03	1.0E-05	5.62E-02

Inhalation Pathway Dose Rates (mrem/year)

	<u>Infant</u>	<u>Child</u>	<u>Teenager</u>	<u>Adult</u>
Continuous Occupancy	2.56E-03	7.22E-03	1.75E-02	2.41E-02
Realistic Occupancy	1.87E-05	5.27E-05	1.28E-04	1.76E-04

Release to Lake Michigan

<u>Activity (μCi)</u>	<u>DF_i/DF_{Co-60}</u>	<u>Co-60 eq. activity (μCi)</u>
1.14E+02	1.51E+01	1.72E+03

$$\frac{6 \text{ mrem}}{94.7 \text{ Ci}} * 1.72E+03 * \frac{1 \text{ Ci}}{1.0E+06 \text{ } \mu\text{Ci}} = 1.09E-04 \text{ mrem}$$

Maximally Exposed Individual

	<u>Infant</u>	<u>Child</u>	<u>Teenager</u>	<u>Adult</u>
External	1.51E-03	1.51E-03	1.51E-03	1.51E-03
Milk	5.26E-01	5.61E-01	7.64E-01	8.15E-01
Meat	-	2.33E-02	4.15E-02	5.70E-03
Vegetable	-	3.69E-03	5.03E-03	5.70E-03
Inhalation	1.87E-05	5.27E-05	1.28E-04	1.76E-04
Water	1.09E-04	1.09E-04	1.09E-04	1.09E-04
Totals:	5.28E-01	5.90E-01	8.12E-01	9.19E-01

Inadvertent Intruder

	<u>Infant</u>	<u>Child</u>	<u>Teenager</u>	<u>Adult</u>
External	2.07E-01	2.07E-01	2.07E-01	2.07E-01
Vegetable	-	3.69E-03	5.03E-03	5.70E-03
Inhalation	2.56E-03	7.22E-03	1.75E-02	2.41E-02
Water	1.09E-04	1.09E-04	1.09E-04	1.09E-04
Totals:	2.10E-01	2.18E-01	2.30E-01	2.37E-01

Cs-137-2

OFFSITE DOSE CALCULATION MANUAL

Co-58

Concentration in Sludge: 1.00E-05 $\mu\text{Ci/ml}$

<u>Sludge Volume (Gallons)</u>	<u>Sludge Volume (cm^3)</u>	<u>Concentration ($\mu\text{Ci}/\text{cm}^3$)</u>	<u>Activity (μCi)</u>	<u>Ground Plane Concentration ($\mu\text{Ci}/\text{cm}^2$)</u>
15000	5.68E+07	1.00E-05	5.68E+02	2.81E-06

External Exposure

<u>γ Dose Factor (mrem/hr. per pCi/m^2)</u>	<u>Ground Plane Concentration (pCi/m^2)</u>	<u>γ Dose Rate (mrem/year)</u>
7.00E-09	2.81E+04	1.72E+00

Continuous Occupancy: 1.72E+00 mrem/year
Realistic Occupancy: 1.26E-02 mrem/year

Meat & Milk Pathway

<u>Activity in Soil (μCi)</u>	<u>Activity in Feed (μCi)</u>	<u>Concentration in Feed (pCi/Kg)</u>	<u>Concentration in Milk (pCi/ℓ)</u>	<u>Concentration in Meat (pCi/kg)</u>
5.68E+02	5.34E+00	2.87E+02	1.44E+01	1.87E+02

Milk Dose Rates (mrem/year)

<u>Infant</u>	<u>Child</u>	<u>Teenager</u>	<u>Adult</u>
4.27E-02	2.62E-02	1.29E-02	7.45E-03

Meat Dose Rate (mrem/year)

<u>Infant</u>	<u>Child</u>	<u>Teenager</u>	<u>Adult</u>
-	4.22E-02	2.72E-02	3.44E-02

Vegetable Pathway

<u>Activity (μCi)</u>	<u>Soil Volume (Cm^3)</u>	<u>Soil Mass (Kg)</u>	<u>Concentration in Soil (pCi/Kg)</u>	<u>Concentration in Vegetables (pCi/Kg)</u>
5.68E+02	3.08E+09	4.00E+06	1.42E-04	1.33E+00

Co-58-1

OFFSITE DOSE CALCULATION MANUAL

Vegetable Pathway Dose Rates (mrem/year)

<u>Infant</u>	<u>Child</u>	<u>Teenager</u>	<u>Adult</u>
-	2.95E-03	1.01E-03	6.22E-04

Inhalation Pathway

<u>Ground Plane Concentration (pCi/m²)</u>	<u>K₁ (m⁻¹)</u>	<u>Air Concentration (pCi/m³)</u>
2.81E+04	1.0E-05	2.81E-01

Inhalation Pathway Dose Rates (mrem/year)

	<u>Infant</u>	<u>Child</u>	<u>Teenager</u>	<u>Adult</u>
Continuous Occupancy	5.11E-04	8.89E-04	7.80E-04	5.82E-04
Realistic Occupancy	3.74E-06	6.49E-06	5.70E-06	4.25E-06

Release to Lake Michigan

<u>Activity (μCi)</u>	<u>DF_i/DF_{Co-60}</u>	<u>Co-60 eq. activity (μCi)</u>
5.68E+02	3.54E-01	2.01E+02

$$6 \text{ mrem} \times \frac{2.01E+02 \text{ } \mu\text{Ci}}{94.7 \text{ Ci}} \times \frac{1 \text{ Ci}}{1.0E+06 \text{ } \mu\text{Ci}} = 1.27E-05 \text{ mrem}$$

Maximally Exposed Individual

	<u>Infant</u>	<u>Child</u>	<u>Teenager</u>	<u>Adult</u>
External	1.26E-02	1.26E-02	1.26E-02	1.26E-02
Milk	4.27E-02	2.62E-02	1.29E-02	7.45E-03
Meat	-	4.22E-02	2.72E-02	3.44E-02
Vegetable	-	2.05E-03	1.01E-03	6.22E-04
Inhalation	3.74E-06	6.49E-06	5.70E-06	4.25E-06
Water	1.27E-05	1.27E-05	1.27E-05	1.27E-05
Totals:	5.53E-02	8.31E-02	5.37E-02	5.51E-02

Inadvertent Intruder

	<u>Infant</u>	<u>Child</u>	<u>Teenager</u>	<u>Adult</u>
External	1.72E+00	1.72E+00	1.72E+00	1.72E+00
Vegetable	-	2.05E-03	1.01E-03	6.22E-04
Inhalation	5.11E-04	8.89E-04	7.80E-04	5.82E-04
Water	1.27E-05	1.27E-05	1.27E-05	1.27E-05
Totals:	1.72E+00	1.72E+00	1.72E+00	1.72E+00

Co-58-2

OFFSITE DOSE CALCULATION MANUAL

Co-60

Concentration in Sludge: 5.0E-06 $\mu\text{Ci/ml}$

Sludge Volume (Gallons)	Volume (cm^3)	Concentration ($\mu\text{Ci}/\text{cm}^3$)	Activity (μCi)	Ground Plane Concentration ($\mu\text{Ci}/\text{cm}^2$)
15000	5.68E+07	5.00E-06	2.84E+02	1.41E-06

External Exposure

γ Dose Factor (mrem/hr. per pCi/ m^2)	Ground Plane Concentration (pCi/ m^2)	γ Dose Rate (mrem/year)
1.70E-08	1.41E+04	2.09E+00

Continuous Occupancy: 2.09E+00 mrem/year
Realistic Occupancy: 1.53E-02 mrem/year

Meat & Milk Pathway

Activity in Soil (μCi)	Activity in Feed (μCi)	Concentration in Feed (pCi/Kg)	Concentration in Milk (pCi/ ℓ)	Concentration in Meat (pCi/kg)
2.84E+02	2.67E+00	1.44E+02	7.18E+00	9.33E+01

Milk Dose Rates (mrem/year)

Infant	Child	Teenager	Adult
6.04E-02	3.70E-02	1.82E-02	1.05E-02

Meat Dose Rate (mrem/year)

Infant	Child	Teenager	Adult
-	5.97E-02	3.84E-02	4.84E-02

Vegetable Pathway

Activity (μCi)	Soil Volume (cm^3)	Soil Mass (Kg)	Concentration in Soil (pCi/Kg)	Concentration in Vegetables (pCi/Kg)
2.84E+02	3.08E+09	4.00E+06	7.10E+01	6.67E-01

Co-60-1

OFFSITE DOSE CALCULATION MANUAL

Vegetable Pathway Dose Rates (mrem/year)

<u>Infant</u>	<u>Child</u>	<u>Teenager</u>	<u>Adult</u>
-	2.91E-03	1.44E-03	8.82E-04

Inhalation Pathway

<u>Ground Plane Concentration (pCi/m²)</u>	<u>K₁ (m⁻¹)</u>	<u>Air Concentration (pCi/m³)</u>
1.41E+04	1.0E-05	1.41E-01

Inhalation Pathway Dose Rates (mrem/year)

	<u>Infant</u>	<u>Child</u>	<u>Teenager</u>	<u>Adult</u>
Continuous Occupancy	1.66E-03	3.19E-03	2.80E-03	2.09E-03
Realistic Occupancy	1.21E-05	2.33E-05	2.05E-05	1.53E-05

Release to Lake Michigan

<u>Activity (μCi)</u>	<u>DF_i/DF_{Co-60}</u>	<u>Co-60 eq. activity (μCi)</u>
---------------------------	--	-------------------------------------

$$\frac{6 \text{ mrem}}{94.7 \text{ Ci}} * 2.84\text{E}+02\mu\text{Ci} * \frac{1 \text{ Ci}}{1.0\text{E}+06 \mu\text{Ci}} = 1.80\text{E}-05 \text{ mrem}$$

Maximally Exposed Individual

	<u>Infant</u>	<u>Child</u>	<u>Teenager</u>	<u>Adult</u>
External	1.53E-02	1.53E-02	1.53E-02	1.53E-02
Milk	6.04E-02	3.70E-02	1.82E-02	1.05E-02
Meat	-	5.97E-02	3.84E-02	4.84E-02
Vegetable	-	2.91E-03	1.44E-03	8.82E-04
Inhalation	1.21E-05	2.33E-05	2.05E-05	1.53E-05
Water	1.80E-05	1.80E-05	1.80E-05	1.80E-05
Totals:	7.57E-02	1.15E-01	7.34E-02	7.51E-02

Inadvertent Intruder

	<u>Infant</u>	<u>Child</u>	<u>Teenager</u>	<u>Adult</u>
External	2.09E+00	2.09E+00	2.09E+00	2.09E+00
Vegetable	-	2.91E-03	1.44E-03	8.82E-04
Inhalation	1.66E-03	3.19E-03	2.80E-03	2.09E-03
Water	1.80E-05	1.80E-05	1.80E-03	1.80E-03
Totals:	2.09E+00	2.10E+00	2.10E+00	2.09E+00

Co-60-2

APPENDIX G

CALCULATIONAL METHODOLOGY FOR DETERMINING
EXTERNAL DOSE RATES FROM RADIONUCLIDES
AFTER INCORPORATION INTO SOIL

OFFSITE DOSE CALCULATION MANUAL

Wisconsin Electric utilizes QAD, a nationally recognized computer code, to perform shielding and dose rate analyses. The QAD computer code utilizes a point kernel methodology to calculate the dose rate at a specified point due to a given source of radiation.

QAD will be used to calculate the dose rate due to standing on a plot of land utilized for sludge disposal after the radionuclides have been incorporated into the plot by plowing. The following parameters will be used in the calculation:

- The total activity from all previous disposals will be corrected for radiological decay and used as the radionuclide source term.
- Appropriate values will be used to represent the surface area of the plot.
- The radionuclides will be assumed to be incorporated uniformly into the top six inches of soil.
- The dose rate will be calculated at a height of 1 meter above the ground plane at a depth of 5 centimeters in tissue. (Regulatory Guide 1.109 values).

◦ The density of the soil will be assumed to be 1.3 grams per cubic centimeter.

This calculated dose rate will be used to assess the radiological consequences of past disposals in conjunction with the consequences of proposed future disposals. The total radiological dose consequence of the past and the proposed disposal will be compared to the applicable limits to insure the dose is maintained at or below the limits.

OFFSITE DOSE CALCULATION MANUAL

APPENDIX H
MODIFICATION #1 TO NRC SUBMITTAL

Modifications to the Wisconsin Electric submittal to the United States Nuclear Regulatory Commission dated October 8, 1987 (VPNPD-87-430, NRC-87-104), Disposal by Land Application of Sewage Sludge Containing Minute Quantities Of Radioactive Material.

OFFSITE DOSE CALCULATION MANUAL

MODIFICATION #1 TO NRC SUBMITTAL

CHANGE TO ORIGINAL SUBMITTAL

Section 3.2, Disposal Procedure (page 3)

Section 3.3, Administrative Procedure (page 4)

The requirements for sludge characterization (the determination of the chemical and physical properties of the sludge) contained in the sections referenced above are modified to allow characterization of the sludge on an annual basis.

BASIS/EXPLANATION

The October 8, 1987 submittal to the USNRC for permission to dispose of sewage treatment sludge containing minute quantities of radioactive material requires that, "prior to disposal the waste stream will be monitored to determine the physical and chemical properties of the sludge...". Subsequent to the submittal and the approval by the NRC, a new Wisconsin Pollutant Discharge Elimination System (WPDES) permit was issued to the Point Beach Nuclear Plant by the Wisconsin Department of Natural Resources on November 30, 1988. Both the new WPDES permit and the Point Beach Nuclear Plant Sludge Management Plan specify an annual required frequency for the evaluation of the sludge characteristics.

The original requirement to perform the characterization of the chemical and physical properties of the sewage sludge prior to each disposal has proven time consuming and costly for Wisconsin Electric Lab Services. Preparation of special analytical standards are required to complete the characterization study. The preparation of these standards, sample preparation, and the actual analyses are all manpower intensive and difficult to perform on a timely basis. This has led to requiring overtime for Lab Services personnel and support from outside companies. In order to better utilize the resources of Lab Services while maintaining the requirements of the WPDES permit, the frequency of sludge characterization in the October 8, 1987 submittal to the NRC should be changed to an annual requirement.

This change in the required frequency for determination of the sludge characteristics does not change the requirement to analyze the sewage sludge for radionuclide content or perform dose evaluations prior to each disposal.

OFFSITE DOSE CALCULATION MANUAL

APPENDIX I
MODIFICATION #2 TO NRC SUBMITTAL

Modifications to the Wisconsin Electric submittal to the United States Nuclear Regulatory Commission dated October 8, 1987 (VPNPD-87-430, NRC-87-104), Disposal by Land Application of Sewage Sludge Containing Minute Quantities Of Radioactive Material.

OFFSITE DOSE CALCULATION MANUAL

MODIFICATION #2

CHANGE TO ORIGINAL SUBMITTAL

Section 3.3, Administrative Procedures (Page E-10)

The limitation on the annual volume of sludge disposal per acre contained in the section referenced above is modified to allow unlimited disposal provided the other requirements of this submittal are met.

BASIS/EXPLANATION

The October 8, 1987, submittal to the USNRC for permission to dispose of sewage treatment sludge containing minute quantities of radioactive material requires that "the annual disposal rate for each of the approved land spread sites will be limited to 4,000 gallons/acre, provided WDNR chemical composition, NRC dose guidelines, and concentration and activity limits are maintained with the appropriate values".

The original requirement to limit sewage sludge disposal to 4,000 gallons per acre is based on the assumption that the sewage sludge is contaminated with Co-58 at a concentration that is ten percent of the 10 CFR Part 20 Appendix B Table 2 Column 2 value. Past sewage sludge disposal experience has shown that the sludge may or may not be contaminated and, if it is, at concentrations far below ten percent of the performed prior to each sewage sludge disposal. With the removal of some of the land spread sites due to their use as a storage site for dry storage of spent fuel, this requirement is limiting our ability to dispose of the sewage sludge on the remaining approved land spread sites.

This removal of the annual volume of sewage sludge that may be disposed of per acre on approved land spread sites does not change the requirement to analyze the sewage sludge for radionuclide content or perform dose evaluation prior to each disposal.

This change was evaluation under SER 95-057, "Removal of licensee Commitment Involved With Sewage Sludge Disposal", 4/20/95.

OFFSITE DOSE CALCULATION MANUAL

MODIFICATION #2

- ° Depth to groundwater and bedrock shall be greater than 3 feet from the land surface elevation during use of any site.
- ° Sludge shall not be land spread in a floodway.
- ° Sludge shall not be land spread within 50 feet of a property line road or ditch unless the sludge is incorporated with the soil, in which case a minimum separation distance of at least 25 feet is required.
- ° The pH of the sludge-soil mixture shall be maintained at 6.5 or higher.
- ° Low areas of the approved fields, subject to seasonally high groundwater levels, are excluded from the sludge application.
- ° Crops for human consumption shall not be grown on the land for up to one year following the application of the sludge.
- ° The sludge shall be plowed, disked, injected or otherwise incorporated into the surface soil layer at appropriate intervals.

The flexibility implied in the latter provision for soil incorporation is intended to allow for crops which require more than a one year cycle. For the Point Beach disposal sites, alfalfa is a common crop which is harvested for several years after a single planting. Sludge disposal on an alfalfa plot constitutes good fertilization, but the plot cannot be plowed without destroying the crop. The alfalfa in this case aids in binding the layer of sludge on the surface of the plot. At a minimum, however, plowing (or disking or other method of injection and mixing to a nominal depth of 6 inches) shall be done prior to planting any new crop, regardless of the crop.

3.3 Administrative Procedures

Complete records of each disposal will be maintained. These records will include the concentration of radionuclides in the sludge, the total volume of sludge disposed, the total activity, the plot on which the sludge was applied, the results of the chemical composition determinations, and all dose calculations.

The annual disposal rate for each of the approved land spread sites will be ^{unlimited} ~~limited to 4,000 gallons/acre~~, provided WDNR chemical composition, NRC dose guidelines, and concentration and activity limits are maintained within the appropriate values.

The farmer leasing the site used for the disposal will be notified of the applicable restrictions placed on the site due to the land spreading of sewage sludge.

4.0 Evaluation of Environmental Impact

4.1 Site Characteristics

4.1.1 Site Topography

The disposal sites are located in the Town of Two Creeks in the northeast corner of Manitowoc County, Wisconsin, on the

APPENDIX J
MODIFICATION #3 TO NRC SUBMITTAL

Modifications to the Wisconsin Electric submittal to the United States Nuclear Regulatory Commission dated October 8, 1987 (VPNPD-87-430, NRC-87-104), Disposal by Land Application of Sewage Sludge Containing Minute Quantities Of Radioactive Material.

OFFSITE DOSE CALCULATION MANUAL

MODIFICATION #3 TO NRC SUBMITTAL

CHANGE TO ORIGINAL SUBMITTAL

Section 3.2 of Attachment II of the October 8, 1987 letter to the NRC contains the commitment to perform a gamma isotopic analysis of sewage sludge samples prior to every sludge disposal on land surrounding PBNP. The analytical results are to be used to evaluate the dose consequences of the radionuclides entering the environment via this disposal pathway. As described in ODCM Section 7, the requirement for a radioisotopic analysis of the sewage sludge prior to every disposal on land surrounding PBNP is modified if the sludge has been shown to be clean and there is no reason to believe that the sludge is contaminated.

BASIS/EXPLANATION

Small μCi quantities of PBNP licensed materials (Co-58/60, Cs-134/137, Cr-51, and Mn-54) were found in PBNP sewage treatment plant (STP) sludge. Pursuant to 10 CFR 20.302(a), Wisconsin Electric applied to the NRC for permission to dispose of the licensed material by applying the sludge to Wisconsin Electric land surrounding PBNP. In the October 8, 1987 application letter, Wisconsin Electric committed to gamma isotopic analysis of the sludge prior to every disposal in order to evaluate the dose consequences of this disposal and to compare radionuclide concentrations to the 10 CFR 20, Appendix B, maximum effluent concentrations. However, such analysis are not required if the sludge does not contain licensed material. If there is no reason to believe that the sludge is contaminated and if there is no pathway from the RCA to the STP, then there is no reason to analyze the sludge for radionuclides once it has been shown to be clean. Administrative controls and engineering modifications to PBNP have removed the pathway from the RCA to the STP as verified by subsequent analyses of the sludge under conditions required to obtain the environmental LLDs. These analyses have not revealed radionuclides attributable to PBNP. Pursuant to NRC HPPOS-221, a substance is clean if analyses under analytical parameters necessary to achieve the environmental LLDs does not reveal any licensed material. These LLDs define how hard you have to look. Below this detection level, "...the probability of undetected radioactivity is negligible and can be disregarded when considering the practicality of detecting such potential radioactivity from natural background..." (Docket No. 50-206, letter to J. E. Dyer from L. J. Cunningham dated September 6, 1991). Therefore the NRC criteria are met and there is no longer any reason to believe that the STP sludge is contaminated. However if plant conditions should change in a manner compromising the NRC criteria, radiological analysis must be made prior to each STP sludge land application until such time that the clean criteria are satisfied pursuant to subsequent NRC guidance.

OFFSITE DOSE CALCULATION MANUAL

APPENDIX K
LIQUID EFFLUENT DOSE CONVERSION FACTORS

The tables below identify the expected dose to each of the four age ranges (adult, teen, child and infant) as a result of activity released via liquid effluents. These dose conversion factors are based on Reg. Guide 1.109 and NUREG-0133 assumptions. The pathways included in these DCFs are drinking water and fish. The other pathways (irrigated meat, irrigated milk, invertebrates and shoreline exposure) are either not applicable or contribute a negligible contribution to the dose. The dose conversion factors below assume a discharge flow of 6.77E+05 gpm. If actual plant conditions are significantly different, revised DCFs should be calculated and used.

H-3 Liquid release (mrem/Ci released)							
	Bone	Liver	T.Body	Thyroid	Kidney	Lung	GI-LLI
Adult	0.00E+00	1.34E-06	1.34E-06	1.34E-06	1.34E-06	1.34E-06	1.34E-06
Teen	0.00E+00	9.51E-07	9.51E-07	9.51E-07	9.51E-07	9.51E-07	9.51E-07
Child	0.00E+00	1.75E-06	1.75E-06	1.75E-06	1.75E-06	1.75E-06	1.75E-06
Infant	0.00E+00	1.65E-06	1.65E-06	1.65E-06	1.65E-06	1.65E-06	1.65E-06

C-14 Liquid release (mrem/Ci released)							
	Bone	Liver	T.Body	Thyroid	Kidney	Lung	GI-LLI
Adult	2.32E-02	4.64E-03	4.64E-03	4.64E-03	4.64E-03	4.64E-03	4.64E-03
Teen	2.52E-02	5.05E-03	5.05E-03	5.05E-03	5.05E-03	5.05E-03	5.05E-03
Child	3.25E-02	6.51E-03	6.51E-03	6.51E-03	6.51E-03	6.51E-03	6.51E-03
Infant	2.23E-04	4.76E-05	4.76E-05	4.76E-05	4.76E-05	4.76E-05	4.76E-05

F-18 Liquid release (mrem/Ci released)							
	Bone	Liver	T.Body	Thyroid	Kidney	Lung	GI-LLI
Adult	1.17E-07	0.00E+00	1.30E-08	0.00E+00	0.00E+00	0.00E+00	3.47E-09
Teen	1.24E-07	0.00E+00	1.35E-08	0.00E+00	0.00E+00	0.00E+00	1.11E-08
Child	1.54E-07	0.00E+00	1.52E-08	0.00E+00	0.00E+00	0.00E+00	4.16E-08
Infant	6.17E-13	0.00E+00	5.27E-14	0.00E+00	0.00E+00	0.00E+00	1.45E-13

Na-22 Liquid release (mrem/Ci released)							
	Bone	Liver	T.Body	Thyroid	Kidney	Lung	GI-LLI
Adult	3.44E-03	3.44E-03	3.44E-03	3.44E-03	3.44E-03	3.44E-03	3.44E-03
Teen	3.49E-03	3.49E-03	3.49E-03	3.49E-03	3.49E-03	3.49E-03	3.49E-03
Child	4.27E-03	4.27E-03	4.27E-03	4.27E-03	4.27E-03	4.27E-03	4.27E-03
Infant	9.23E-04	9.23E-04	9.23E-04	9.23E-04	9.23E-04	9.23E-04	9.23E-04

Na-24 Liquid release (mrem/Ci released)							
	Bone	Liver	T.Body	Thyroid	Kidney	Lung	GI-LLI
Adult	1.76E-04	1.76E-04	1.76E-04	1.76E-04	1.76E-04	1.76E-04	1.76E-04
Teen	1.81E-04	1.81E-04	1.81E-04	1.81E-04	1.81E-04	1.81E-04	1.81E-04
Child	2.02E-04	2.02E-04	2.02E-04	2.02E-04	2.02E-04	2.02E-04	2.02E-04
Infant	1.03E-05	1.03E-05	1.03E-05	1.03E-05	1.03E-05	1.03E-05	1.03E-05

OFFSITE DOSE CALCULATION MANUAL

APPENDIX K
LIQUID EFFLUENT DOSE CONVERSION FACTORS

P-32 Liquid release (mrem/Ci released)							
	Bone	Liver	T.Body	Thyroid	Kidney	Lung	GI-LLI
Adult	3.33E+01	2.07E+00	1.29E+00	0.00E+00	0.00E+00	0.00E+00	3.75E+00
Teen	3.63E+01	2.25E+00	1.41E+00	0.00E+00	0.00E+00	0.00E+00	3.05E+00
Child	4.68E+01	2.19E+00	1.81E+00	0.00E+00	0.00E+00	0.00E+00	1.29E+00
Infant	1.45E-02	8.53E-04	5.62E-04	0.00E+00	0.00E+00	0.00E+00	1.96E-04

Sc-46 Liquid release (mrem/Ci released)							
	Bone	Liver	T.Body	Thyroid	Kidney	Lung	GI-LLI
Adult	1.32E-07	2.57E-07	7.46E-08	0.00E+00	2.40E-07	0.00E+00	1.25E-03
Teen	1.23E-07	2.39E-07	7.10E-08	0.00E+00	2.29E-07	0.00E+00	8.15E-04
Child	3.04E-07	4.17E-07	1.61E-07	0.00E+00	3.69E-07	0.00E+00	6.10E-04
Infant	3.47E-07	5.00E-07	1.56E-07	0.00E+00	3.29E-07	0.00E+00	3.26E-04

Cr-51 Liquid release (mrem/Ci released)							
	Bone	Liver	T.Body	Thyroid	Kidney	Lung	GI-LLI
Adult	0.00E+00	0.00E+00	9.82E-07	5.87E-07	2.16E-07	1.30E-06	2.47E-04
Teen	0.00E+00	0.00E+00	1.01E-06	5.60E-07	2.21E-07	1.44E-06	1.70E-04
Child	0.00E+00	0.00E+00	1.15E-06	6.36E-07	1.74E-07	1.16E-06	6.07E-05
Infant	0.00E+00	0.00E+00	1.26E-07	8.23E-08	1.80E-08	1.60E-07	3.68E-06

Mn-54 Liquid release (mrem/Ci released)							
	Bone	Liver	T.Body	Thyroid	Kidney	Lung	GI-LLI
Adult	0.00E+00	3.33E-03	6.35E-04	0.00E+00	9.90E-04	0.00E+00	1.02E-02
Teen	0.00E+00	3.26E-03	6.47E-04	0.00E+00	9.74E-04	0.00E+00	6.69E-03
Child	0.00E+00	2.64E-03	7.03E-04	0.00E+00	7.40E-04	0.00E+00	2.22E-03
Infant	0.00E+00	1.86E-04	4.22E-05	0.00E+00	4.13E-05	0.00E+00	6.84E-05

Mn-56 Liquid release (mrem/Ci released)							
	Bone	Liver	T.Body	Thyroid	Kidney	Lung	GI-LLI
Adult	0.00E+00	3.23E-06	5.73E-07	0.00E+00	4.10E-06	0.00E+00	1.03E-04
Teen	0.00E+00	3.38E-06	6.02E-07	0.00E+00	4.28E-06	0.00E+00	2.23E-04
Child	0.00E+00	3.08E-06	6.96E-07	0.00E+00	3.73E-06	0.00E+00	4.47E-04
Infant	0.00E+00	1.91E-11	3.29E-12	0.00E+00	1.64E-11	0.00E+00	1.73E-09

Fe-55 Liquid release (mrem/Ci released)							
	Bone	Liver	T.Body	Thyroid	Kidney	Lung	GI-LLI
Adult	5.44E-04	3.76E-04	8.76E-05	0.00E+00	0.00E+00	2.10E-04	2.15E-04
Teen	5.64E-04	4.00E-04	9.33E-05	0.00E+00	0.00E+00	2.54E-04	1.73E-04
Child	8.35E-04	4.43E-04	1.37E-04	0.00E+00	0.00E+00	2.51E-04	8.21E-05
Infant	1.30E-04	8.43E-05	2.25E-05	0.00E+00	0.00E+00	4.12E-05	1.07E-05

OFFSITE DOSE CALCULATION MANUAL

APPENDIX K
LIQUID EFFLUENT DOSE CONVERSION FACTORS

Fe-59 Liquid release (mrem/Ci released)							
	Bone	Liver	T.Body	Thyroid	Kidney	Lung	GI-LLI
Adult	8.50E-04	2.00E-03	7.66E-04	0.00E+00	0.00E+00	5.58E-04	6.66E-03
Teen	8.68E-04	2.03E-03	7.82E-04	0.00E+00	0.00E+00	6.39E-04	4.79E-03
Child	1.18E-03	1.92E-03	9.55E-04	0.00E+00	0.00E+00	5.56E-04	2.00E-03
Infant	2.81E-04	4.90E-04	1.93E-04	0.00E+00	0.00E+00	1.45E-04	2.34E-04

Co-57 Liquid release (mrem/Ci released)							
	Bone	Liver	T.Body	Thyroid	Kidney	Lung	GI-LLI
Adult	0.00E+00	1.91E-05	3.17E-05	0.00E+00	0.00E+00	0.00E+00	4.84E-04
Teen	0.00E+00	1.95E-05	3.26E-05	0.00E+00	0.00E+00	0.00E+00	3.63E-04
Child	0.00E+00	2.14E-05	4.34E-05	0.00E+00	0.00E+00	0.00E+00	1.76E-04
Infant	0.00E+00	1.08E-05	1.75E-05	0.00E+00	0.00E+00	0.00E+00	3.67E-05

Co-58 Liquid release (mrem/Ci released)							
	Bone	Liver	T.Body	Thyroid	Kidney	Lung	GI-LLI
Adult	0.00E+00	8.08E-05	1.81E-04	0.00E+00	0.00E+00	0.00E+00	1.64E-03
Teen	0.00E+00	7.91E-05	1.82E-04	0.00E+00	0.00E+00	0.00E+00	1.09E-03
Child	0.00E+00	7.77E-05	2.38E-04	0.00E+00	0.00E+00	0.00E+00	4.53E-04
Infant	0.00E+00	3.32E-05	8.28E-05	0.00E+00	0.00E+00	0.00E+00	8.27E-05

Co-60 Liquid release (mrem/Ci released)							
	Bone	Liver	T.Body	Thyroid	Kidney	Lung	GI-LLI
Adult	0.00E+00	2.34E-04	5.16E-04	0.00E+00	0.00E+00	0.00E+00	4.39E-03
Teen	0.00E+00	2.30E-04	5.19E-04	0.00E+00	0.00E+00	0.00E+00	3.00E-03
Child	0.00E+00	2.31E-04	6.80E-04	0.00E+00	0.00E+00	0.00E+00	1.28E-03
Infant	0.00E+00	1.01E-04	2.40E-04	0.00E+00	0.00E+00	0.00E+00	2.41E-04

Ni-63 Liquid release (mrem/Ci released)							
	Bone	Liver	T.Body	Thyroid	Kidney	Lung	GI-LLI
Adult	2.57E-02	1.78E-03	8.62E-04	0.00E+00	0.00E+00	0.00E+00	3.72E-04
Teen	2.64E-02	1.87E-03	8.96E-04	0.00E+00	0.00E+00	0.00E+00	2.97E-04
Child	3.91E-02	2.09E-03	1.33E-03	0.00E+00	0.00E+00	0.00E+00	1.41E-04
Infant	5.96E-03	3.69E-04	2.07E-04	0.00E+00	0.00E+00	0.00E+00	1.83E-05

Ni-65 Liquid release (mrem/Ci released)							
	Bone	Liver	T.Body	Thyroid	Kidney	Lung	GI-LLI
Adult	3.43E-06	4.46E-07	2.03E-07	0.00E+00	0.00E+00	0.00E+00	1.13E-05
Teen	3.71E-06	4.74E-07	2.16E-07	0.00E+00	0.00E+00	0.00E+00	2.57E-05
Child	4.74E-06	4.46E-07	2.60E-07	0.00E+00	0.00E+00	0.00E+00	5.47E-05
Infant	8.03E-11	9.09E-12	4.13E-12	0.00E+00	0.00E+00	0.00E+00	6.92E-10

OFFSITE DOSE CALCULATION MANUAL

APPENDIX K
LIQUID EFFLUENT DOSE CONVERSION FACTORS

Cu-64		Liquid release (mrem/Ci released)					
	Bone	Liver	T.Body	Thyroid	Kidney	Lung	GI-LLI
Adult	0.00E+00	3.96E-06	1.86E-06	0.00E+00	9.97E-06	0.00E+00	3.37E-04
Teen	0.00E+00	4.15E-06	1.95E-06	0.00E+00	1.05E-05	0.00E+00	3.22E-04
Child	0.00E+00	3.96E-06	2.39E-06	0.00E+00	9.57E-06	0.00E+00	1.86E-04
Infant	0.00E+00	4.17E-07	1.93E-07	0.00E+00	7.05E-07	0.00E+00	8.56E-06

Zn-65		Liquid release (mrem/Ci released)					
	Bone	Liver	T.Body	Thyroid	Kidney	Lung	GI-LLI
Adult	1.72E-02	5.48E-02	2.47E-02	0.00E+00	3.66E-02	0.00E+00	3.45E-02
Teen	1.56E-02	5.42E-02	2.53E-02	0.00E+00	3.47E-02	0.00E+00	2.29E-02
Child	1.61E-02	4.29E-02	2.67E-02	0.00E+00	2.70E-02	0.00E+00	7.54E-03
Infant	1.72E-04	5.90E-04	2.72E-04	0.00E+00	2.86E-04	0.00E+00	4.98E-04

Zn-69m		Liquid release (mrem/Ci released)					
	Bone	Liver	T.Body	Thyroid	Kidney	Lung	GI-LLI
Adult	3.29E-04	7.90E-04	7.22E-05	0.00E+00	4.78E-04	0.00E+00	4.82E-02
Teen	3.54E-04	8.34E-04	7.65E-05	0.00E+00	5.07E-04	0.00E+00	4.59E-02
Child	4.52E-04	7.70E-04	9.11E-05	0.00E+00	4.48E-04	0.00E+00	2.51E-02
Infant	1.26E-06	2.56E-06	2.34E-07	0.00E+00	1.04E-06	0.00E+00	3.55E-05

Zn-69		Liquid release (mrem/Ci released)					
	Bone	Liver	T.Body	Thyroid	Kidney	Lung	GI-LLI
Adult	4.91E-09	9.40E-09	6.54E-10	0.00E+00	6.11E-09	0.00E+00	1.41E-09
Teen	5.34E-09	1.02E-08	7.12E-10	0.00E+00	6.65E-09	0.00E+00	1.88E-08
Child	6.87E-09	9.92E-09	9.17E-10	0.00E+00	6.02E-09	0.00E+00	6.25E-07
Infant	2.89E-22	5.21E-22	3.88E-23	0.00E+00	2.17E-22	0.00E+00	4.25E-20

As-76		Liquid release (mrem/Ci released)					
	Bone	Liver	T.Body	Thyroid	Kidney	Lung	GI-LLI
Adult	5.50E-05	1.60E-04	7.99E-04	4.80E-05	1.95E-04	5.00E-05	6.99E-03
Teen	4.93E-05	1.55E-04	7.58E-04	4.55E-05	1.82E-04	4.55E-05	6.83E-03
Child	6.20E-05	1.72E-04	9.99E-04	5.85E-05	1.89E-04	5.85E-05	8.95E-03
Infant	2.16E-05	5.70E-05	9.83E-05	2.16E-05	5.99E-05	2.16E-05	6.29E-04

Br-82		Liquid release (mrem/Ci released)					
	Bone	Liver	T.Body	Thyroid	Kidney	Lung	GI-LLI
Adult	0.00E+00	0.00E+00	1.35E-03	0.00E+00	0.00E+00	0.00E+00	1.54E-03
Teen	0.00E+00	0.00E+00	1.38E-03	0.00E+00	0.00E+00	0.00E+00	0.00E+00
Child	0.00E+00	0.00E+00	1.50E-03	0.00E+00	0.00E+00	0.00E+00	0.00E+00
Infant	0.00E+00	0.00E+00	4.65E-05	0.00E+00	0.00E+00	0.00E+00	0.00E+00

OFFSITE DOSE CALCULATION MANUAL

APPENDIX K
LIQUID EFFLUENT DOSE CONVERSION FACTORS

Br-83 Liquid release (mrem/Ci released)							
	Bone	Liver	T.Body	Thyroid	Kidney	Lung	GI-LLI
Adult	0.00E+00	0.00E+00	9.34E-07	0.00E+00	0.00E+00	0.00E+00	1.35E-06
Teen	0.00E+00	0.00E+00	1.02E-06	0.00E+00	0.00E+00	0.00E+00	0.00E+00
Child	0.00E+00	0.00E+00	1.31E-06	0.00E+00	0.00E+00	0.00E+00	0.00E+00
Infant	0.00E+00	0.00E+00	3.25E-12	0.00E+00	0.00E+00	0.00E+00	0.00E+00

Br-84 Liquid release (mrem/Ci released)							
	Bone	Liver	T.Body	Thyroid	Kidney	Lung	GI-LLI
Adult	0.00E+00	0.00E+00	5.92E-12	0.00E+00	0.00E+00	0.00E+00	4.65E-17
Teen	0.00E+00	0.00E+00	6.25E-12	0.00E+00	0.00E+00	0.00E+00	0.00E+00
Child	0.00E+00	0.00E+00	7.39E-12	0.00E+00	0.00E+00	0.00E+00	0.00E+00
Infant	0.00E+00	0.00E+00	0.00E+00	0.00E+00	0.00E+00	0.00E+00	0.00E+00

Br-85 Liquid release (mrem/Ci released)							
	Bone	Liver	T.Body	Thyroid	Kidney	Lung	GI-LLI
Adult	0.00E+00	0.00E+00	0.00E+00	0.00E+00	0.00E+00	0.00E+00	0.00E+00
Teen	0.00E+00	0.00E+00	0.00E+00	0.00E+00	0.00E+00	0.00E+00	0.00E+00
Child	0.00E+00	0.00E+00	0.00E+00	0.00E+00	0.00E+00	0.00E+00	0.00E+00
Infant	0.00E+00	0.00E+00	0.00E+00	0.00E+00	0.00E+00	0.00E+00	0.00E+00

Rb-86 Liquid release (mrem/Ci released)							
	Bone	Liver	T.Body	Thyroid	Kidney	Lung	GI-LLI
Adult	0.00E+00	7.37E-02	3.43E-02	0.00E+00	0.00E+00	0.00E+00	1.45E-02
Teen	0.00E+00	7.93E-02	3.73E-02	0.00E+00	0.00E+00	0.00E+00	1.17E-02
Child	0.00E+00	7.74E-02	4.76E-02	0.00E+00	0.00E+00	0.00E+00	4.98E-03
Infant	0.00E+00	1.48E-03	7.33E-04	0.00E+00	0.00E+00	0.00E+00	3.80E-05

Rb-88 Liquid release (mrem/Ci released)							
	Bone	Liver	T.Body	Thyroid	Kidney	Lung	GI-LLI
Adult	0.00E+00	1.22E-16	6.46E-17	0.00E+00	0.00E+00	0.00E+00	0.00E+00
Teen	0.00E+00	1.31E-16	6.96E-17	0.00E+00	0.00E+00	0.00E+00	1.12E-23
Child	0.00E+00	1.26E-16	8.73E-17	0.00E+00	0.00E+00	0.00E+00	6.16E-18
Infant	0.00E+00	0.00E+00	0.00E+00	0.00E+00	0.00E+00	0.00E+00	0.00E+00

Rb-89 Liquid release (mrem/Ci released)							
	Bone	Liver	T.Body	Thyroid	Kidney	Lung	GI-LLI
Adult	0.00E+00	1.20E-18	8.42E-19	0.00E+00	0.00E+00	0.00E+00	0.00E+00
Teen	0.00E+00	1.25E-18	8.84E-19	0.00E+00	0.00E+00	0.00E+00	0.00E+00
Child	0.00E+00	1.15E-18	1.02E-18	0.00E+00	0.00E+00	0.00E+00	1.00E-20
Infant	0.00E+00	0.00E+00	0.00E+00	0.00E+00	0.00E+00	0.00E+00	0.00E+00

OFFSITE DOSE CALCULATION MANUAL

APPENDIX K
LIQUID EFFLUENT DOSE CONVERSION FACTORS

Sr-89 Liquid release (mrem/Ci released)							
	Bone	Liver	T.Body	Thyroid	Kidney	Lung	GI-LLI
Adult	2.25E-02	0.00E+00	6.45E-04	0.00E+00	0.00E+00	0.00E+00	3.60E-03
Teen	2.39E-02	0.00E+00	6.84E-04	0.00E+00	0.00E+00	0.00E+00	2.85E-03
Child	4.15E-02	0.00E+00	1.19E-03	0.00E+00	0.00E+00	0.00E+00	1.61E-03
Infant	2.30E-02	0.00E+00	6.59E-04	0.00E+00	0.00E+00	0.00E+00	4.72E-04

Sr-90 Liquid release (mrem/Ci released)							
	Bone	Liver	T.Body	Thyroid	Kidney	Lung	GI-LLI
Adult	6.44E-01	0.00E+00	1.29E-02	0.00E+00	0.00E+00	0.00E+00	1.62E-02
Teen	5.61E-01	0.00E+00	1.12E-02	0.00E+00	0.00E+00	0.00E+00	1.28E-02
Child	8.19E-01	0.00E+00	1.65E-02	0.00E+00	0.00E+00	0.00E+00	7.32E-03
Infant	2.66E-01	0.00E+00	5.40E-03	0.00E+00	0.00E+00	0.00E+00	2.17E-03

Sr-91 Liquid release (mrem/Ci released)							
	Bone	Liver	T.Body	Thyroid	Kidney	Lung	GI-LLI
Adult	1.29E-04	0.00E+00	5.21E-06	0.00E+00	0.00E+00	0.00E+00	6.14E-04
Teen	1.40E-04	0.00E+00	5.55E-06	0.00E+00	0.00E+00	0.00E+00	6.33E-04
Child	1.85E-04	0.00E+00	6.98E-06	0.00E+00	0.00E+00	0.00E+00	4.08E-04
Infant	1.42E-05	0.00E+00	5.13E-07	0.00E+00	0.00E+00	0.00E+00	1.68E-05

Sr-92 Liquid release (mrem/Ci released)							
	Bone	Liver	T.Body	Thyroid	Kidney	Lung	GI-LLI
Adult	5.30E-06	0.00E+00	2.29E-07	0.00E+00	0.00E+00	0.00E+00	1.05E-04
Teen	5.73E-06	0.00E+00	2.44E-07	0.00E+00	0.00E+00	0.00E+00	1.46E-04
Child	7.32E-06	0.00E+00	2.93E-07	0.00E+00	0.00E+00	0.00E+00	1.39E-04
Infant	8.41E-10	0.00E+00	3.12E-11	0.00E+00	0.00E+00	0.00E+00	9.06E-09

Y-90 Liquid release (mrem/Ci released)							
	Bone	Liver	T.Body	Thyroid	Kidney	Lung	GI-LLI
Adult	4.93E-07	0.00E+00	1.32E-08	0.00E+00	0.00E+00	0.00E+00	5.23E-03
Teen	5.24E-07	0.00E+00	1.41E-08	0.00E+00	0.00E+00	0.00E+00	4.32E-03
Child	8.80E-07	0.00E+00	2.36E-08	0.00E+00	0.00E+00	0.00E+00	2.51E-03
Infant	4.86E-07	0.00E+00	1.30E-08	0.00E+00	0.00E+00	0.00E+00	6.71E-04

Y-91m Liquid release (mrem/Ci released)							
	Bone	Liver	T.Body	Thyroid	Kidney	Lung	GI-LLI
Adult	1.75E-13	0.00E+00	6.78E-15	0.00E+00	0.00E+00	0.00E+00	5.15E-13
Teen	1.89E-13	0.00E+00	7.24E-15	0.00E+00	0.00E+00	0.00E+00	8.94E-12
Child	2.42E-13	0.00E+00	8.80E-15	0.00E+00	0.00E+00	0.00E+00	4.74E-10
Infant	0.00E+00	0.00E+00	0.00E+00	0.00E+00	0.00E+00	0.00E+00	9.13E-23

OFFSITE DOSE CALCULATION MANUAL

APPENDIX K
LIQUID EFFLUENT DOSE CONVERSION FACTORS

Y-91 Liquid release (mrem/Ci released)							
	Bone	Liver	T.Body	Thyroid	Kidney	Lung	GI-LLI
Adult	9.07E-06	0.00E+00	2.42E-07	0.00E+00	0.00E+00	0.00E+00	4.99E-03
Teen	9.59E-06	0.00E+00	2.57E-07	0.00E+00	0.00E+00	0.00E+00	3.93E-03
Child	1.72E-05	0.00E+00	4.61E-07	0.00E+00	0.00E+00	0.00E+00	2.30E-03
Infant	1.04E-05	0.00E+00	2.76E-07	0.00E+00	0.00E+00	0.00E+00	7.44E-04

Y-92 Liquid release (mrem/Ci released)							
	Bone	Liver	T.Body	Thyroid	Kidney	Lung	GI-LLI
Adult	3.57E-09	0.00E+00	1.04E-10	0.00E+00	0.00E+00	0.00E+00	6.25E-05
Teen	3.89E-09	0.00E+00	1.13E-10	0.00E+00	0.00E+00	0.00E+00	1.07E-04
Child	5.00E-09	0.00E+00	1.43E-10	0.00E+00	0.00E+00	0.00E+00	1.44E-04
Infant	5.96E-12	0.00E+00	1.67E-13	0.00E+00	0.00E+00	0.00E+00	1.14E-07

Y-93 Liquid release (mrem/Ci released)							
	Bone	Liver	T.Body	Thyroid	Kidney	Lung	GI-LLI
Adult	5.46E-08	0.00E+00	1.51E-09	0.00E+00	0.00E+00	0.00E+00	1.73E-03
Teen	5.93E-08	0.00E+00	1.62E-09	0.00E+00	0.00E+00	0.00E+00	1.81E-03
Child	7.97E-08	0.00E+00	2.19E-09	0.00E+00	0.00E+00	0.00E+00	1.19E-03
Infant	8.76E-09	0.00E+00	2.38E-10	0.00E+00	0.00E+00	0.00E+00	6.92E-05

Zr-95 Liquid release (mrem/Ci released)							
	Bone	Liver	T.Body	Thyroid	Kidney	Lung	GI-LLI
Adult	7.95E-07	2.55E-07	1.73E-07	0.00E+00	4.00E-07	0.00E+00	8.09E-04
Teen	7.68E-07	2.42E-07	1.67E-07	0.00E+00	3.56E-07	0.00E+00	5.59E-04
Child	1.87E-06	4.11E-07	3.66E-07	0.00E+00	5.89E-07	0.00E+00	4.29E-04
Infant	1.90E-06	4.62E-07	3.28E-07	0.00E+00	4.98E-07	0.00E+00	2.30E-04

Zr-97 Liquid release (mrem/Ci released)							
	Bone	Liver	T.Body	Thyroid	Kidney	Lung	GI-LLI
Adult	1.08E-08	2.18E-09	9.97E-10	0.00E+00	3.29E-09	0.00E+00	6.75E-04
Teen	1.12E-08	2.21E-09	1.02E-09	0.00E+00	3.35E-09	0.00E+00	5.99E-04
Child	2.22E-08	3.21E-09	1.89E-09	0.00E+00	4.60E-09	0.00E+00	4.86E-04
Infant	1.92E-08	3.30E-09	1.51E-09	0.00E+00	3.32E-09	0.00E+00	2.10E-04

Nb-95 Liquid release (mrem/Ci released)							
	Bone	Liver	T.Body	Thyroid	Kidney	Lung	GI-LLI
Adult	3.27E-04	1.82E-04	9.78E-05	0.00E+00	1.80E-04	0.00E+00	1.10E+00
Teen	3.29E-04	1.83E-04	1.01E-04	0.00E+00	1.77E-04	0.00E+00	7.81E-01
Child	3.89E-04	1.51E-04	1.08E-04	0.00E+00	1.42E-04	0.00E+00	2.80E-01
Infant	3.80E-07	1.56E-07	9.04E-08	0.00E+00	1.12E-07	0.00E+00	1.32E-04

OFFSITE DOSE CALCULATION MANUAL

APPENDIX K
LIQUID EFFLUENT DOSE CONVERSION FACTORS

Nb-97		Liquid release (mrem/Ci released)					
	Bone	Liver	T.Body	Thyroid	Kidney	Lung	GI-LLI
Adult	3.21E-09	8.11E-10	2.96E-10	0.00E+00	9.46E-10	0.00E+00	2.99E-06
Teen	3.45E-09	8.56E-10	3.13E-10	0.00E+00	1.00E-09	0.00E+00	2.04E-05
Child	4.38E-09	7.91E-10	3.69E-10	0.00E+00	8.78E-10	0.00E+00	2.44E-04
Infant	7.72E-21	1.65E-21	5.94E-22	0.00E+00	1.29E-21	0.00E+00	5.20E-16

Mo-99		Liquid release (mrem/Ci released)					
	Bone	Liver	T.Body	Thyroid	Kidney	Lung	GI-LLI
Adult	0.00E+00	1.21E-04	2.31E-05	0.00E+00	2.75E-04	0.00E+00	2.81E-04
Teen	0.00E+00	1.25E-04	2.38E-05	0.00E+00	2.85E-04	0.00E+00	2.23E-04
Child	0.00E+00	1.85E-04	4.57E-05	0.00E+00	3.95E-04	0.00E+00	1.53E-04
Infant	0.00E+00	1.93E-04	3.76E-05	0.00E+00	2.88E-04	0.00E+00	6.36E-05

Tc-99m		Liquid release (mrem/Ci released)					
	Bone	Liver	T.Body	Thyroid	Kidney	Lung	GI-LLI
Adult	1.66E-09	4.70E-09	5.99E-08	0.00E+00	7.14E-08	2.30E-09	2.78E-06
Teen	1.70E-09	4.75E-09	6.15E-08	0.00E+00	7.07E-08	2.63E-09	3.12E-06
Child	2.07E-09	4.06E-09	6.73E-08	0.00E+00	5.90E-08	2.06E-09	2.31E-06
Infant	7.05E-11	1.47E-10	1.89E-09	0.00E+00	1.58E-09	7.67E-11	4.26E-08

Tc-99		Liquid release (mrem/Ci released)					
	Bone	Liver	T.Body	Thyroid	Kidney	Lung	GI-LLI
Adult	5.92E-06	8.81E-06	2.38E-06	0.00E+00	1.11E-04	7.48E-07	2.88E-04
Teen	6.22E-06	9.14E-06	2.49E-06	0.00E+00	1.16E-04	9.45E-07	2.24E-04
Child	1.24E-05	1.39E-05	4.98E-06	0.00E+00	1.63E-04	1.23E-06	1.45E-04
Infant	1.02E-05	1.37E-05	4.28E-06	0.00E+00	1.16E-04	1.33E-06	5.93E-05

Tc-101		Liquid release (mrem/Ci released)					
	Bone	Liver	T.Body	Thyroid	Kidney	Lung	GI-LLI
Adult	3.86E-24	5.57E-24	5.46E-23	0.00E+00	1.00E-22	2.84E-24	0.00E+00
Teen	4.17E-24	5.93E-24	5.83E-23	0.00E+00	1.07E-22	3.61E-24	0.00E+00
Child	5.35E-24	5.60E-24	7.09E-23	0.00E+00	9.54E-23	2.96E-24	1.78E-23
Infant	0.00E+00	0.00E+00	0.00E+00	0.00E+00	0.00E+00	0.00E+00	0.00E+00

Ru-103		Liquid release (mrem/Ci released)					
	Bone	Liver	T.Body	Thyroid	Kidney	Lung	GI-LLI
Adult	6.96E-06	0.00E+00	3.00E-06	0.00E+00	2.66E-05	0.00E+00	8.13E-04
Teen	6.99E-06	0.00E+00	2.99E-06	0.00E+00	2.46E-05	0.00E+00	5.83E-04
Child	1.45E-05	0.00E+00	5.56E-06	0.00E+00	3.64E-05	0.00E+00	3.74E-04
Infant	1.34E-05	0.00E+00	4.49E-06	0.00E+00	2.80E-05	0.00E+00	1.63E-04

OFFSITE DOSE CALCULATION MANUAL

APPENDIX K
LIQUID EFFLUENT DOSE CONVERSION FACTORS

Ru-105		Liquid release (mrem/Ci released)					
	Bone	Liver	T.Body	Thyroid	Kidney	Lung	GI-LLI
Adult	4.20E-08	0.00E+00	1.66E-08	0.00E+00	5.43E-07	0.00E+00	2.57E-05
Teen	4.53E-08	0.00E+00	1.76E-08	0.00E+00	5.72E-07	0.00E+00	3.66E-05
Child	5.81E-08	0.00E+00	2.11E-08	0.00E+00	5.11E-07	0.00E+00	3.79E-05
Infant	7.12E-10	0.00E+00	2.40E-10	0.00E+00	5.23E-09	0.00E+00	2.83E-07

Ru-106		Liquid release (mrem/Ci released)					
	Bone	Liver	T.Body	Thyroid	Kidney	Lung	GI-LLI
Adult	1.06E-04	0.00E+00	1.34E-05	0.00E+00	2.04E-04	0.00E+00	6.84E-03
Teen	1.10E-04	0.00E+00	1.38E-05	0.00E+00	2.11E-04	0.00E+00	5.25E-03
Child	2.37E-04	0.00E+00	2.96E-05	0.00E+00	3.20E-04	0.00E+00	3.69E-03
Infant	2.26E-04	0.00E+00	2.82E-05	0.00E+00	2.67E-04	0.00E+00	1.71E-03

Rh-105		Liquid release (mrem/Ci released)					
	Bone	Liver	T.Body	Thyroid	Kidney	Lung	GI-LLI
Adult	2.68E-06	1.96E-06	1.29E-06	0.00E+00	8.32E-06	0.00E+00	3.12E-04
Teen	2.83E-06	2.04E-06	1.34E-06	0.00E+00	8.68E-06	0.00E+00	2.60E-04
Child	5.28E-06	2.84E-06	2.42E-06	0.00E+00	1.13E-05	0.00E+00	1.76E-04
Infant	4.00E-06	2.62E-06	1.76E-06	0.00E+00	7.27E-06	0.00E+00	6.50E-05

Ag-110m		Liquid release (mrem/Ci released)					
	Bone	Liver	T.Body	Thyroid	Kidney	Lung	GI-LLI
Adult	3.96E-06	3.66E-06	2.18E-06	0.00E+00	7.20E-06	0.00E+00	1.49E-03
Teen	3.60E-06	3.40E-06	2.07E-06	0.00E+00	6.49E-06	0.00E+00	9.56E-04
Child	8.51E-06	5.75E-06	4.59E-06	0.00E+00	1.07E-05	0.00E+00	6.83E-04
Infant	9.31E-06	6.80E-06	4.50E-06	0.00E+00	9.72E-06	0.00E+00	3.52E-04

Sn-113		Liquid release (mrem/Ci released)					
	Bone	Liver	T.Body	Thyroid	Kidney	Lung	GI-LLI
Adult	5.12E-03	8.66E-04	1.44E-02	4.53E-04	1.18E-03	5.31E-04	1.57E-01
Teen	4.20E-03	8.40E-04	1.38E-02	4.05E-04	1.09E-03	4.95E-04	1.48E-01
Child	5.13E-03	1.10E-03	1.69E-02	4.42E-04	1.17E-03	5.52E-04	1.88E-01
Infant	9.98E-05	2.00E-05	2.68E-04	1.07E-05	2.00E-05	1.34E-05	2.96E-03

Sn-117m		Liquid release (mrem/Ci released)					
	Bone	Liver	T.Body	Thyroid	Kidney	Lung	GI-LLI
Adult	9.62E-03	3.27E-04	1.37E-02	6.54E-05	5.00E-04	1.04E-04	1.54E-01
Teen	7.47E-03	3.22E-04	1.29E-02	6.01E-05	4.54E-04	1.10E-04	1.45E-01
Child	1.02E-02	4.82E-04	1.59E-02	7.62E-05	4.89E-04	1.40E-04	1.84E-01
Infant	1.79E-04	7.23E-06	2.42E-04	2.04E-06	6.29E-06	2.96E-06	2.77E-03

OFFSITE DOSE CALCULATION MANUAL

APPENDIX K
LIQUID EFFLUENT DOSE CONVERSION FACTORS

Sb-122 Liquid release (mrem/Ci released)							
	Bone	Liver	T.Body	Thyroid	Kidney	Lung	GI-LLI
Adult	9.37E-06	5.15E-06	8.85E-05	1.09E-06	3.64E-06	1.41E-06	9.37E-04
Teen	6.98E-06	4.77E-06	7.71E-05	9.55E-07	3.12E-06	1.29E-06	8.08E-04
Child	1.88E-05	1.13E-05	2.09E-04	2.46E-06	6.84E-06	3.22E-06	2.26E-03
Infant	4.39E-05	2.93E-05	3.76E-04	8.78E-06	1.40E-05	1.00E-05	3.97E-03

Sb-124 Liquid release (mrem/Ci released)							
	Bone	Liver	T.Body	Thyroid	Kidney	Lung	GI-LLI
Adult	6.18E-05	1.17E-06	2.45E-05	1.50E-07	0.00E+00	4.81E-05	1.76E-03
Teen	6.01E-05	1.11E-06	2.35E-05	1.36E-07	0.00E+00	5.25E-05	1.21E-03
Child	1.64E-04	2.13E-06	5.75E-05	3.62E-07	0.00E+00	9.10E-05	1.03E-03
Infant	1.97E-04	2.89E-06	6.09E-05	5.22E-07	0.00E+00	1.23E-04	6.06E-04

Sb-125 Liquid release (mrem/Ci released)							
	Bone	Liver	T.Body	Thyroid	Kidney	Lung	GI-LLI
Adult	4.03E-05	4.51E-07	9.60E-06	4.10E-08	0.00E+00	3.11E-05	4.44E-04
Teen	3.93E-05	4.30E-07	9.20E-06	3.76E-08	0.00E+00	3.46E-05	3.06E-04
Child	1.08E-04	8.33E-07	2.26E-05	1.00E-07	0.00E+00	6.02E-05	2.58E-04
Infant	1.15E-04	1.12E-06	2.38E-05	1.45E-07	0.00E+00	7.25E-05	1.54E-04

Te-125m Liquid release (mrem/Ci released)							
	Bone	Liver	T.Body	Thyroid	Kidney	Lung	GI-LLI
Adult	1.94E-03	7.03E-04	2.60E-04	5.84E-04	7.89E-03	0.00E+00	7.75E-03
Teen	2.11E-03	7.60E-04	2.82E-04	5.89E-04	0.00E+00	0.00E+00	6.22E-03
Child	2.80E-03	7.58E-04	3.73E-04	7.85E-04	0.00E+00	0.00E+00	2.70E-03
Infant	2.14E-04	7.15E-05	2.89E-05	7.20E-05	0.00E+00	0.00E+00	1.02E-04

Te-127m Liquid release (mrem/Ci released)							
	Bone	Liver	T.Body	Thyroid	Kidney	Lung	GI-LLI
Adult	4.92E-03	1.76E-03	5.99E-04	1.26E-03	2.00E-02	0.00E+00	1.65E-02
Teen	5.34E-03	1.89E-03	6.35E-04	1.27E-03	2.16E-02	0.00E+00	1.33E-02
Child	7.12E-03	1.92E-03	8.45E-04	1.70E-03	2.03E-02	0.00E+00	5.76E-03
Infant	5.43E-04	1.80E-04	6.57E-05	1.57E-04	1.34E-03	0.00E+00	2.19E-04

Te-127 Liquid release (mrem/Ci released)							
	Bone	Liver	T.Body	Thyroid	Kidney	Lung	GI-LLI
Adult	3.22E-05	1.16E-05	6.97E-06	2.39E-05	1.31E-04	0.00E+00	2.54E-03
Teen	3.52E-05	1.25E-05	7.58E-06	2.43E-05	1.43E-04	0.00E+00	2.72E-03
Child	4.54E-05	1.22E-05	9.74E-06	3.14E-05	1.29E-04	0.00E+00	1.77E-03
Infant	2.73E-07	9.14E-08	5.87E-08	2.22E-07	6.66E-07	0.00E+00	5.73E-06

OFFSITE DOSE CALCULATION MANUAL

APPENDIX K
LIQUID EFFLUENT DOSE CONVERSION FACTORS

Te-129m		Liquid release (mrem/Ci released)					
	Bone	Liver	T.Body	Thyroid	Kidney	Lung	GI-LLI
Adult	8.29E-03	3.09E-03	1.31E-03	2.85E-03	3.46E-02	0.00E+00	4.17E-02
Teen	8.93E-03	3.31E-03	1.41E-03	2.88E-03	3.74E-02	0.00E+00	3.35E-02
Child	1.19E-02	3.32E-03	1.85E-03	3.83E-03	3.49E-02	0.00E+00	1.45E-02
Infant	9.02E-04	3.09E-04	1.39E-04	3.46E-04	2.26E-03	0.00E+00	5.39E-04

Te-129		Liquid release (mrem/Ci released)					
	Bone	Liver	T.Body	Thyroid	Kidney	Lung	GI-LLI
Adult	1.71E-08	6.42E-09	4.16E-09	1.31E-08	7.19E-08	0.00E+00	1.29E-08
Teen	1.86E-08	6.93E-09	4.52E-09	1.33E-08	7.80E-08	0.00E+00	1.02E-07
Child	2.40E-08	6.69E-09	5.69E-09	1.71E-08	7.01E-08	0.00E+00	1.49E-06
Infant	9.33E-19	3.22E-19	2.18E-19	7.82E-19	2.32E-18	0.00E+00	7.46E-17

Te-131m		Liquid release (mrem/Ci released)					
	Bone	Liver	T.Body	Thyroid	Kidney	Lung	GI-LLI
Adult	9.40E-04	4.60E-04	3.83E-04	7.28E-04	4.66E-03	0.00E+00	4.56E-02
Teen	1.01E-03	4.84E-04	4.04E-04	7.28E-04	5.05E-03	0.00E+00	3.88E-02
Child	1.30E-03	4.51E-04	4.80E-04	9.27E-04	4.36E-03	0.00E+00	1.83E-02
Infant	4.71E-05	1.90E-05	1.57E-05	3.85E-05	1.31E-04	0.00E+00	3.19E-04

Te-131		Liquid release (mrem/Ci released)					
	Bone	Liver	T.Body	Thyroid	Kidney	Lung	GI-LLI
Adult	2.98E-14	1.25E-14	9.42E-15	2.45E-14	1.31E-13	0.00E+00	4.23E-15
Teen	3.22E-14	1.33E-14	1.01E-14	2.48E-14	1.41E-13	0.00E+00	2.64E-15
Child	4.13E-14	1.26E-14	1.23E-14	3.16E-14	1.25E-13	0.00E+00	2.17E-13
Infant	0.00E+00	0.00E+00	0.00E+00	0.00E+00	0.00E+00	0.00E+00	0.00E+00

Te-132		Liquid release (mrem/Ci released)					
	Bone	Liver	T.Body	Thyroid	Kidney	Lung	GI-LLI
Adult	1.63E-03	1.06E-03	9.93E-04	1.17E-03	1.02E-02	0.00E+00	5.00E-02
Teen	1.72E-03	1.09E-03	1.03E-03	1.15E-03	1.05E-02	0.00E+00	3.45E-02
Child	2.20E-03	9.75E-04	1.18E-03	1.42E-03	9.05E-03	0.00E+00	9.82E-03
Infant	1.27E-04	6.28E-05	5.86E-05	9.27E-05	3.93E-04	0.00E+00	2.32E-04

I-130		Liquid release (mrem/Ci released)					
	Bone	Liver	T.Body	Thyroid	Kidney	Lung	GI-LLI
Adult	1.13E-05	3.33E-05	1.32E-05	2.83E-03	5.20E-05	0.00E+00	2.87E-05
Teen	1.16E-05	3.37E-05	1.35E-05	2.75E-03	5.19E-05	0.00E+00	2.59E-05
Child	1.59E-05	3.22E-05	1.65E-05	3.53E-03	4.79E-05	0.00E+00	1.50E-05
Infant	3.82E-06	8.41E-06	3.38E-06	9.43E-04	9.24E-06	0.00E+00	1.80E-06

OFFSITE DOSE CALCULATION MANUAL

APPENDIX K
LIQUID EFFLUENT DOSE CONVERSION FACTORS

I-131 Liquid release (mrem/Ci released)							
	Bone	Liver	T.Body	Thyroid	Kidney	Lung	GI-LLI
Adult	1.79E-04	2.55E-04	1.46E-04	8.37E-02	4.38E-04	0.00E+00	6.74E-05
Teen	1.85E-04	2.59E-04	1.39E-04	7.55E-02	4.45E-04	0.00E+00	5.12E-05
Child	3.54E-04	3.56E-04	2.02E-04	1.18E-01	5.84E-04	0.00E+00	3.17E-05
Infant	2.84E-04	3.35E-04	1.47E-04	1.10E-01	3.91E-04	0.00E+00	1.19E-05

I-132 Liquid release (mrem/Ci released)							
	Bone	Liver	T.Body	Thyroid	Kidney	Lung	GI-LLI
Adult	1.40E-07	3.75E-07	1.31E-07	1.31E-05	5.98E-07	0.00E+00	7.05E-08
Teen	1.47E-07	3.85E-07	1.38E-07	1.30E-05	6.06E-07	0.00E+00	1.67E-07
Child	1.82E-07	3.34E-07	1.54E-07	1.55E-05	5.11E-07	0.00E+00	3.93E-07
Infant	7.18E-12	1.46E-11	5.19E-12	6.83E-10	1.63E-11	0.00E+00	1.18E-11

I-133 Liquid release (mrem/Ci released)							
	Bone	Liver	T.Body	Thyroid	Kidney	Lung	GI-LLI
Adult	3.12E-05	5.43E-05	1.66E-05	7.98E-03	9.48E-05	0.00E+00	4.88E-05
Teen	3.31E-05	5.62E-05	1.72E-05	7.85E-03	9.86E-05	0.00E+00	4.25E-05
Child	5.20E-05	6.43E-05	2.43E-05	1.19E-02	1.07E-04	0.00E+00	2.59E-05
Infant	2.37E-05	3.45E-05	1.01E-05	6.29E-03	4.06E-05	0.00E+00	5.85E-06

I-134 Liquid release (mrem/Ci released)							
	Bone	Liver	T.Body	Thyroid	Kidney	Lung	GI-LLI
Adult	2.13E-10	5.79E-10	2.07E-10	1.00E-08	9.21E-10	0.00E+00	5.05E-13
Teen	2.24E-10	5.93E-10	2.13E-10	9.88E-09	9.35E-10	0.00E+00	7.82E-12
Child	2.77E-10	5.14E-10	2.37E-10	1.18E-08	7.86E-10	0.00E+00	3.41E-10
Infant	2.69E-22	5.51E-22	1.96E-22	1.29E-20	6.16E-22	0.00E+00	5.70E-22

I-135 Liquid release (mrem/Ci released)							
	Bone	Liver	T.Body	Thyroid	Kidney	Lung	GI-LLI
Adult	3.37E-06	8.84E-06	3.26E-06	5.83E-04	1.42E-05	0.00E+00	9.98E-06
Teen	3.53E-06	9.10E-06	3.37E-06	5.85E-04	1.44E-05	0.00E+00	1.01E-05
Child	4.46E-06	8.04E-06	3.80E-06	7.12E-04	1.23E-05	0.00E+00	6.12E-06
Infant	2.16E-07	4.30E-07	1.57E-07	3.86E-05	4.79E-07	0.00E+00	1.56E-07

Cs-134 Liquid release (mrem/Ci released)							
	Bone	Liver	T.Body	Thyroid	Kidney	Lung	GI-LLI
Adult	2.21E-01	5.27E-01	4.31E-01	0.00E+00	1.70E-01	5.66E-02	9.22E-03
Teen	2.27E-01	5.34E-01	2.48E-01	0.00E+00	1.70E-01	6.48E-02	6.64E-03
Child	2.75E-01	4.52E-01	9.53E-02	0.00E+00	1.40E-01	5.03E-02	2.44E-03
Infant	3.54E-03	6.60E-03	6.66E-04	0.00E+00	1.70E-03	6.96E-04	1.79E-05

OFFSITE DOSE CALCULATION MANUAL

APPENDIX K
LIQUID EFFLUENT DOSE CONVERSION FACTORS

Cs-134m		Liquid release (mrem/Ci released)					
	Bone	Liver	T.Body	Thyroid	Kidney	Lung	GI-LLI
Adult	4.28E-06	9.01E-06	4.60E-06	0.00E+00	4.89E-06	7.70E-07	3.18E-06
Teen	4.50E-06	9.33E-06	4.79E-06	0.00E+00	5.19E-06	9.11E-07	6.20E-06
Child	5.58E-06	8.26E-06	5.39E-06	0.00E+00	4.35E-06	7.20E-07	1.04E-05
Infant	1.72E-11	2.87E-11	1.45E-11	0.00E+00	1.11E-11	2.54E-12	2.27E-11

Cs-136		Liquid release (mrem/Ci released)					
	Bone	Liver	T.Body	Thyroid	Kidney	Lung	GI-LLI
Adult	2.26E-02	8.91E-02	6.41E-02	0.00E+00	4.96E-02	6.79E-03	1.01E-02
Teen	2.27E-02	8.92E-02	5.99E-02	0.00E+00	4.86E-02	7.66E-03	7.18E-03
Child	2.69E-02	7.40E-02	4.79E-02	0.00E+00	3.94E-02	5.88E-03	2.60E-03
Infant	3.88E-04	1.14E-03	4.26E-04	0.00E+00	4.55E-04	9.31E-05	1.73E-05

Cs-137		Liquid release (mrem/Ci released)					
	Bone	Liver	T.Body	Thyroid	Kidney	Lung	GI-LLI
Adult	2.84E-01	3.88E-01	2.54E-01	0.00E+00	1.32E-01	4.38E-02	7.51E-03
Teen	3.04E-01	4.04E-01	1.41E-01	0.00E+00	1.37E-01	5.34E-02	5.75E-03
Child	3.85E-01	3.69E-01	5.44E-02	0.00E+00	1.20E-01	4.32E-02	2.31E-03
Infant	4.91E-03	5.74E-03	4.07E-04	0.00E+00	1.54E-03	6.24E-04	1.80E-05

Cs-138		Liquid release (mrem/Ci released)					
	Bone	Liver	T.Body	Thyroid	Kidney	Lung	GI-LLI
Adult	3.63E-11	7.17E-11	3.55E-11	0.00E+00	5.27E-11	5.20E-12	3.06E-16
Teen	3.89E-11	7.46E-11	3.73E-11	0.00E+00	5.51E-11	6.41E-12	3.39E-14
Child	4.93E-11	6.85E-11	4.34E-11	0.00E+00	4.82E-11	5.18E-12	3.15E-11
Infant	0.00E+00	0.00E+00	0.00E+00	0.00E+00	0.00E+00	0.00E+00	0.00E+00

Ba-139		Liquid release (mrem/Ci released)					
	Bone	Liver	T.Body	Thyroid	Kidney	Lung	GI-LLI
Adult	1.77E-09	1.26E-12	5.20E-11	0.00E+00	1.18E-12	7.17E-13	3.15E-09
Teen	1.94E-09	1.36E-12	5.65E-11	0.00E+00	1.29E-12	9.40E-13	1.73E-08
Child	2.49E-09	1.33E-12	7.21E-11	0.00E+00	1.16E-12	7.81E-13	1.44E-07
Infant	3.69E-16	2.45E-19	1.07E-17	0.00E+00	1.47E-19	1.48E-19	2.34E-14

Ba-140		Liquid release (mrem/Ci released)					
	Bone	Liver	T.Body	Thyroid	Kidney	Lung	GI-LLI
Adult	5.19E-04	6.51E-07	3.40E-05	0.00E+00	2.21E-07	3.73E-07	1.07E-03
Teen	5.19E-04	6.36E-07	3.35E-05	0.00E+00	2.16E-07	4.28E-07	8.01E-04
Child	1.27E-03	1.11E-06	7.42E-05	0.00E+00	3.63E-07	6.64E-07	6.44E-04
Infant	1.44E-03	1.44E-06	7.43E-05	0.00E+00	3.42E-07	8.85E-07	3.54E-04

OFFSITE DOSE CALCULATION MANUAL

APPENDIX K
LIQUID EFFLUENT DOSE CONVERSION FACTORS

Ba-141 Liquid release (mrem/Ci released)							
	Bone	Liver	T.Body	Thyroid	Kidney	Lung	GI-LLI
Adult	4.78E-19	3.61E-22	1.61E-20	0.00E+00	3.36E-22	2.05E-22	0.00E+00
Teen	5.19E-19	3.87E-22	1.73E-20	0.00E+00	3.59E-22	2.65E-22	1.11E-24
Child	6.67E-19	3.73E-22	2.17E-20	0.00E+00	3.23E-22	2.19E-21	3.80E-19
Infant	0.00E+00	0.00E+00	0.00E+00	0.00E+00	0.00E+00	0.00E+00	0.00E+00

Ba-142 Liquid release (mrem/Ci released)							
	Bone	Liver	T.Body	Thyroid	Kidney	Lung	GI-LLI
Adult	0.00E+00	0.00E+00	0.00E+00	0.00E+00	0.00E+00	0.00E+00	0.00E+00
Teen	0.00E+00	0.00E+00	0.00E+00	0.00E+00	0.00E+00	0.00E+00	0.00E+00
Child	0.00E+00	0.00E+00	0.00E+00	0.00E+00	0.00E+00	0.00E+00	0.00E+00
Infant	0.00E+00	0.00E+00	0.00E+00	0.00E+00	0.00E+00	0.00E+00	0.00E+00

La-140 Liquid release (mrem/Ci released)							
	Bone	Liver	T.Body	Thyroid	Kidney	Lung	GI-LLI
Adult	1.13E-07	5.68E-08	1.50E-08	0.00E+00	0.00E+00	0.00E+00	4.17E-03
Teen	1.17E-07	5.78E-08	1.54E-08	0.00E+00	0.00E+00	0.00E+00	3.32E-03
Child	1.84E-07	6.42E-08	2.16E-08	0.00E+00	0.00E+00	0.00E+00	1.79E-03
Infant	8.68E-08	3.42E-08	8.81E-09	0.00E+00	0.00E+00	0.00E+00	4.02E-04

La-142 Liquid release (mrem/Ci released)							
	Bone	Liver	T.Body	Thyroid	Kidney	Lung	GI-LLI
Adult	2.56E-11	1.16E-11	2.89E-12	0.00E+00	0.00E+00	0.00E+00	8.48E-08
Teen	2.72E-11	1.21E-11	3.01E-12	0.00E+00	0.00E+00	0.00E+00	3.68E-07
Child	3.44E-11	1.10E-11	3.43E-12	0.00E+00	0.00E+00	0.00E+00	2.17E-06
Infant	4.28E-18	1.57E-18	3.77E-19	0.00E+00	0.00E+00	0.00E+00	2.67E-13

Ce-141 Liquid release (mrem/Ci released)							
	Bone	Liver	T.Body	Thyroid	Kidney	Lung	GI-LLI
Adult	2.03E-07	1.37E-07	1.56E-08	0.00E+00	6.37E-08	0.00E+00	5.25E-04
Teen	2.03E-07	1.35E-07	1.56E-08	0.00E+00	6.38E-08	0.00E+00	3.88E-04
Child	5.76E-07	2.87E-07	4.26E-08	0.00E+00	1.26E-07	0.00E+00	3.58E-04
Infant	7.09E-07	4.32E-07	5.09E-08	0.00E+00	1.33E-07	0.00E+00	2.23E-04

Ce-143 Liquid release (mrem/Ci released)							
	Bone	Liver	T.Body	Thyroid	Kidney	Lung	GI-LLI
Adult	1.48E-08	1.09E-05	1.21E-09	0.00E+00	4.82E-09	0.00E+00	4.09E-04
Teen	1.49E-08	1.09E-05	1.21E-09	0.00E+00	4.88E-09	0.00E+00	3.27E-04
Child	4.03E-08	2.18E-05	3.16E-09	0.00E+00	9.16E-09	0.00E+00	3.20E-04
Infant	5.08E-08	3.37E-05	3.85E-09	0.00E+00	9.82E-09	0.00E+00	1.97E-04

OFFSITE DOSE CALCULATION MANUAL

APPENDIX K
LIQUID EFFLUENT DOSE CONVERSION FACTORS

Ce-144		Liquid release (mrem/Ci released)					
	Bone	Liver	T.Body	Thyroid	Kidney	Lung	GI-LLI
Adult	1.10E-05	4.58E-06	5.89E-07	0.00E+00	2.72E-06	0.00E+00	3.71E-03
Teen	1.10E-05	4.55E-06	5.91E-07	0.00E+00	2.72E-06	0.00E+00	2.77E-03
Child	3.13E-05	9.81E-06	1.67E-06	0.00E+00	5.43E-06	0.00E+00	2.56E-03
Infant	2.79E-05	1.14E-05	1.56E-06	0.00E+00	4.61E-06	0.00E+00	1.60E-03

Pr-143		Liquid release (mrem/Ci released)					
	Bone	Liver	T.Body	Thyroid	Kidney	Lung	GI-LLI
Adult	5.70E-07	2.28E-07	2.82E-08	0.00E+00	1.32E-07	0.00E+00	2.49E-03
Teen	6.02E-07	2.40E-07	3.00E-08	0.00E+00	1.40E-07	0.00E+00	1.98E-03
Child	1.07E-06	3.22E-07	5.32E-08	0.00E+00	1.74E-07	0.00E+00	1.16E-03
Infant	6.90E-07	2.58E-07	3.42E-08	0.00E+00	9.59E-08	0.00E+00	3.64E-04

Pr-144		Liquid release (mrem/Ci released)					
	Bone	Liver	T.Body	Thyroid	Kidney	Lung	GI-LLI
Adult	3.82E-22	1.59E-22	1.94E-23	0.00E+00	8.94E-23	0.00E+00	0.00E+00
Teen	4.16E-22	1.70E-22	2.11E-23	0.00E+00	9.75E-23	0.00E+00	4.58E-25
Child	5.38E-22	1.66E-22	2.70E-23	0.00E+00	8.79E-23	0.00E+00	3.58E-19
Infant	0.00E+00	0.00E+00	0.00E+00	0.00E+00	0.00E+00	0.00E+00	0.00E+00

Nd-147		Liquid release (mrem/Ci released)					
	Bone	Liver	T.Body	Thyroid	Kidney	Lung	GI-LLI
Adult	3.85E-07	4.45E-07	2.66E-08	0.00E+00	2.60E-07	0.00E+00	2.14E-03
Teen	4.27E-07	4.64E-07	2.78E-08	0.00E+00	2.72E-07	0.00E+00	1.67E-03
Child	7.50E-07	6.08E-07	4.71E-08	0.00E+00	3.33E-07	0.00E+00	9.63E-04
Infant	4.58E-07	4.71E-07	2.88E-08	0.00E+00	1.81E-07	0.00E+00	2.98E-04

Eu-152		Liquid release (mrem/Ci released)					
	Bone	Liver	T.Body	Thyroid	Kidney	Lung	GI-LLI
Adult	1.28E-05	2.89E-06	2.54E-06	0.00E+00	1.79E-05	0.00E+00	1.66E-03
Teen	1.18E-05	2.85E-06	2.51E-06	0.00E+00	1.32E-05	0.00E+00	1.05E-03
Child	1.79E-05	3.26E-06	3.87E-06	0.00E+00	1.37E-05	0.00E+00	5.35E-04
Infant	6.33E-06	1.68E-06	1.42E-06	0.00E+00	4.72E-06	0.00E+00	1.49E-04

W-187		Liquid release (mrem/Ci released)					
	Bone	Liver	T.Body	Thyroid	Kidney	Lung	GI-LLI
Adult	1.55E-04	1.30E-04	4.53E-05	0.00E+00	0.00E+00	0.00E+00	4.24E-02
Teen	1.67E-04	1.36E-04	4.78E-05	0.00E+00	0.00E+00	0.00E+00	3.69E-02
Child	2.13E-04	1.26E-04	5.66E-05	0.00E+00	0.00E+00	0.00E+00	1.77E-02
Infant	2.11E-06	1.47E-06	5.07E-07	0.00E+00	0.00E+00	0.00E+00	8.62E-05

OFFSITE DOSE CALCULATION MANUAL

APPENDIX K
LIQUID EFFLUENT DOSE CONVERSION FACTORS

U-235 Liquid release (mrem/Ci released)							
	Bone	Liver	T.Body	Thyroid	Kidney	Lung	GI-LLI
Adult	1.67E-02	0.00E+00	1.01E-03	0.00E+00	3.89E-03	0.00E+00	1.62E-03
Teen	1.66E-02	0.00E+00	1.01E-03	0.00E+00	3.88E-03	0.00E+00	1.20E-03
Child	4.97E-02	0.00E+00	3.01E-03	0.00E+00	8.15E-03	0.00E+00	1.17E-03
Infant	4.39E-02	0.00E+00	3.35E-03	0.00E+00	9.34E-03	0.00E+00	7.62E-04

U-238 Liquid release (mrem/Ci released)							
	Bone	Liver	T.Body	Thyroid	Kidney	Lung	GI-LLI
Adult	1.60E-02	0.00E+00	9.44E-04	0.00E+00	3.64E-03	0.00E+00	1.14E-03
Teen	1.58E-02	0.00E+00	9.43E-04	0.00E+00	3.63E-03	0.00E+00	8.47E-04
Child	4.75E-02	0.00E+00	2.82E-03	0.00E+00	7.61E-03	0.00E+00	8.22E-04
Infant	4.20E-02	0.00E+00	3.13E-03	0.00E+00	8.72E-03	0.00E+00	5.37E-04

Np-239 Liquid release (mrem/Ci released)							
	Bone	Liver	T.Body	Thyroid	Kidney	Lung	GI-LLI
Adult	3.19E-08	3.14E-09	1.73E-09	0.00E+00	9.79E-09	0.00E+00	6.44E-04
Teen	3.47E-08	3.27E-09	1.82E-09	0.00E+00	1.03E-08	0.00E+00	5.26E-04
Child	6.87E-08	4.93E-09	3.46E-09	0.00E+00	1.43E-08	0.00E+00	3.65E-04
Infant	5.79E-08	5.18E-09	2.93E-09	0.00E+00	1.03E-08	0.00E+00	1.50E-04

Am-241 Liquid release (mrem/Ci released)							
	Bone	Liver	T.Body	Thyroid	Kidney	Lung	GI-LLI
Adult	5.33E-02	1.87E-02	3.52E-03	0.00E+00	2.65E-02	0.00E+00	4.83E-03
Teen	4.16E-02	1.59E-02	2.77E-03	0.00E+00	2.08E-02	0.00E+00	3.80E-03
Child	4.16E-02	1.86E-02	2.96E-03	0.00E+00	1.81E-02	0.00E+00	2.22E-03
Infant	1.44E-02	6.75E-03	1.02E-03	0.00E+00	6.16E-03	0.00E+00	7.24E-04

OFFSITE DOSE CALCULATION MANUAL

APPENDIX L
GASEOUS EFFLUENT DOSE CONVERSION FACTORS

The tables below identify the expected dose to each of the four age ranges (adult, teen, child and infant) as a result of activity released via gaseous effluents. These dose conversion factors are the summation of the expected exposures based on Reg. Guide 1.109 and NUREG-0133 assumptions. The pathways considered are inhalation, ground plane, milk, meat, leafy vegetables and produce. The assumed values for γ/Q and D/Q are those referenced in Table 10-2.

The total body, skin and air dose factors for noble gas releases are contained at the end of the tables below.

H-3 Gaseous release (mrem/Ci released)							
	Bone	Liver	T.Body	Thyroid	Kidney	Lung	GI-LLI
Adult	0.00E+00	7.89E-05	7.89E-05	7.89E-05	7.89E-05	7.89E-05	7.89E-05
Teen	0.00E+00	8.69E-05	8.69E-05	8.69E-05	8.69E-05	8.69E-05	8.69E-05
Child	0.00E+00	1.23E-04	1.23E-04	1.23E-04	1.23E-04	1.23E-04	1.23E-04
Infant	0.00E+00	5.32E-05	5.32E-05	5.32E-05	5.32E-05	5.32E-05	5.32E-05

C-14 Gaseous release (mrem/Ci released)							
	Bone	Liver	T.Body	Thyroid	Kidney	Lung	GI-LLI
Adult	3.65E-02	7.30E-03	7.30E-03	7.30E-03	7.30E-03	7.30E-03	7.30E-03
Teen	5.51E-02	1.10E-02	1.10E-02	1.10E-02	1.10E-02	1.10E-02	1.10E-02
Child	1.30E-01	2.59E-02	2.59E-02	2.59E-02	2.59E-02	2.59E-02	2.59E-02
Infant	7.37E-02	1.57E-02	1.57E-02	1.57E-02	1.57E-02	1.57E-02	1.57E-02

F-18 Gaseous release (mrem/Ci released)							
	Bone	Liver	T.Body	Thyroid	Kidney	Lung	GI-LLI
Adult	2.33E-04	1.47E-04	1.57E-04	1.47E-04	1.47E-04	1.47E-04	1.49E-04
Teen	2.65E-04	1.47E-04	1.60E-04	1.47E-04	1.47E-04	1.47E-04	1.54E-04
Child	3.05E-04	1.47E-04	1.63E-04	1.47E-04	1.47E-04	1.47E-04	1.75E-04
Infant	2.72E-04	1.47E-04	1.58E-04	1.47E-04	1.47E-04	1.47E-04	1.67E-04

Na-22 Gaseous release (mrem/Ci released)							
	Bone	Liver	T.Body	Thyroid	Kidney	Lung	GI-LLI
Adult	5.00E+00	5.00E+00	5.00E+00	5.00E+00	5.00E+00	5.00E+00	5.00E+00
Teen	5.68E+00	5.68E+00	5.68E+00	5.68E+00	5.68E+00	5.68E+00	5.68E+00
Child	7.66E+00	7.66E+00	7.66E+00	7.66E+00	7.66E+00	7.66E+00	7.66E+00
Infant	8.45E+00	8.45E+00	8.45E+00	8.45E+00	8.45E+00	8.45E+00	8.45E+00

OFFSITE DOSE CALCULATION MANUAL

APPENDIX L
GASEOUS EFFLUENT DOSE CONVERSION FACTORS

Na-24 Gaseous release (mrem/Ci released)							
	Bone	Liver	T.Body	Thyroid	Kidney	Lung	GI-LLI
Adult	2.62E-03	2.62E-03	2.62E-03	2.62E-03	2.62E-03	2.62E-03	2.62E-03
Teen	2.78E-03	2.78E-03	2.78E-03	2.78E-03	2.78E-03	2.78E-03	2.78E-03
Child	3.07E-03	3.07E-03	3.07E-03	3.07E-03	3.07E-03	3.07E-03	3.07E-03
Infant	3.18E-03	3.18E-03	3.18E-03	3.18E-03	3.18E-03	3.18E-03	3.18E-03

P-32 Gaseous release (mrem/Ci released)							
	Bone	Liver	T.Body	Thyroid	Kidney	Lung	GI-LLI
Adult	3.18E-01	3.28E-01	3.14E-01	3.08E-01	3.26E-01	3.08E-01	8.98E-01
Teen	3.21E-01	3.34E-01	3.16E-01	3.08E-01	3.33E-01	3.08E-01	8.31E-01
Child	3.25E-01	3.31E-01	3.17E-01	3.08E-01	3.28E-01	3.08E-01	6.39E-01
Infant	3.20E-01	3.25E-01	3.13E-01	3.08E-01	3.19E-01	3.08E-01	3.09E-01

Sc-46 Gaseous release (mrem/Ci released)							
	Bone	Liver	T.Body	Thyroid	Kidney	Lung	GI-LLI
Adult	1.35E+00	8.38E-02	5.21E-02	0.00E+00	0.00E+00	0.00E+00	1.50E-01
Teen	2.06E+00	1.27E-01	7.97E-02	0.00E+00	0.00E+00	0.00E+00	1.71E-01
Child	4.79E+00	2.24E-01	1.85E-01	0.00E+00	0.00E+00	0.00E+00	1.32E-01
Infant	7.66E+00	4.51E-01	2.97E-01	0.00E+00	0.00E+00	0.00E+00	1.03E-01

Cr-51 Gaseous release (mrem/Ci released)							
	Bone	Liver	T.Body	Thyroid	Kidney	Lung	GI-LLI
Adult	8.72E-04	8.72E-04	8.85E-04	8.79E-04	8.75E-04	1.21E-03	3.60E-03
Teen	8.72E-04	8.72E-04	8.89E-04	8.82E-04	8.76E-04	1.37E-03	3.37E-03
Child	8.72E-04	8.72E-04	9.03E-04	8.89E-04	8.77E-04	1.28E-03	2.37E-03
Infant	8.72E-04	8.72E-04	8.83E-04	8.79E-04	8.73E-04	1.17E-03	1.14E-03

Mn-54 Gaseous release (mrem/Ci released)							
	Bone	Liver	T.Body	Thyroid	Kidney	Lung	GI-LLI
Adult	2.59E-01	3.20E-01	2.71E-01	2.59E-01	2.77E-01	2.91E-01	4.44E-01
Teen	2.59E-01	3.46E-01	2.76E-01	2.59E-01	2.85E-01	3.04E-01	4.37E-01
Child	2.59E-01	3.86E-01	2.93E-01	2.59E-01	2.95E-01	2.95E-01	3.65E-01
Infant	2.59E-01	2.65E-01	2.60E-01	2.59E-01	2.60E-01	2.82E-01	2.61E-01

Mn-56 Gaseous release (mrem/Ci released)							
	Bone	Liver	T.Body	Thyroid	Kidney	Lung	GI-LLI
Adult	1.69E-04	1.69E-04	1.69E-04	1.69E-04	1.69E-04	3.83E-04	6.28E-04
Teen	1.69E-04	1.69E-04	1.69E-04	1.69E-04	1.69E-04	5.14E-04	1.47E-03
Child	1.69E-04	1.69E-04	1.69E-04	1.69E-04	1.69E-04	4.67E-04	2.96E-03
Infant	1.69E-04	1.69E-04	1.69E-04	1.69E-04	1.69E-04	4.53E-04	1.79E-03

OFFSITE DOSE CALCULATION MANUAL

APPENDIX L
GASEOUS EFFLUENT DOSE CONVERSION FACTORS

Fe-55		Gaseous release (mrem/Ci released)					
	Bone	Liver	T.Body	Thyroid	Kidney	Lung	GI-LLI
Adult	8.22E-02	5.68E-02	1.32E-02	0.00E+00	0.00E+00	3.31E-02	3.25E-02
Teen	9.82E-02	6.96E-02	1.62E-02	0.00E+00	0.00E+00	4.66E-02	3.00E-02
Child	2.23E-01	1.18E-01	3.67E-02	0.00E+00	0.00E+00	6.91E-02	2.19E-02
Infant	1.92E-02	1.24E-02	3.32E-03	0.00E+00	0.00E+00	7.91E-03	1.57E-03

Fe-59		Gaseous release (mrem/Ci released)					
	Bone	Liver	T.Body	Thyroid	Kidney	Lung	GI-LLI
Adult	9.48E-02	1.54E-01	9.05E-02	5.09E-02	5.09E-02	1.03E-01	3.97E-01
Teen	1.02E-01	1.71E-01	9.74E-02	5.09E-02	5.09E-02	1.23E-01	3.37E-01
Child	1.59E-01	2.25E-01	1.38E-01	5.09E-02	5.09E-02	1.30E-01	2.33E-01
Infant	6.69E-02	7.88E-02	6.19E-02	5.09E-02	5.09E-02	8.20E-02	6.46E-02

Co-57		Gaseous release (mrem/Ci released)					
	Bone	Liver	T.Body	Thyroid	Kidney	Lung	GI-LLI
Adult	5.95E-02	6.25E-02	6.45E-02	5.95E-02	5.95E-02	6.79E-02	1.36E-01
Teen	5.95E-02	6.36E-02	6.63E-02	5.95E-02	5.95E-02	7.28E-02	1.36E-01
Child	5.95E-02	6.61E-02	7.29E-02	5.95E-02	5.95E-02	7.10E-02	1.14E-01
Infant	5.95E-02	6.06E-02	6.13E-02	5.95E-02	5.95E-02	6.81E-02	6.34E-02

Co-58		Gaseous release (mrem/Ci released)					
	Bone	Liver	T.Body	Thyroid	Kidney	Lung	GI-LLI
Adult	7.10E-02	7.86E-02	8.81E-02	7.10E-02	7.10E-02	9.20E-02	2.28E-01
Teen	7.10E-02	8.09E-02	9.38E-02	7.10E-02	7.10E-02	1.01E-01	2.09E-01
Child	7.10E-02	8.52E-02	1.15E-01	7.10E-02	7.10E-02	9.61E-02	1.55E-01
Infant	7.10E-02	7.31E-02	7.63E-02	7.10E-02	7.10E-02	8.86E-02	7.65E-02

Co-60		Gaseous release (mrem/Ci released)					
	Bone	Liver	T.Body	Thyroid	Kidney	Lung	GI-LLI
Adult	4.03E+00	4.08E+00	4.13E+00	4.03E+00	4.03E+00	4.17E+00	4.87E+00
Teen	4.03E+00	4.09E+00	4.16E+00	4.03E+00	4.03E+00	4.23E+00	4.80E+00
Child	4.03E+00	4.12E+00	4.29E+00	4.03E+00	4.03E+00	4.19E+00	4.51E+00
Infant	4.03E+00	4.04E+00	4.06E+00	4.03E+00	4.03E+00	4.13E+00	4.06E+00

Ni-63		Gaseous release (mrem/Ci released)					
	Bone	Liver	T.Body	Thyroid	Kidney	Lung	GI-LLI
Adult	6.30E+00	4.36E-01	2.11E-01	0.00E+00	0.00E+00	4.04E-03	9.12E-02
Teen	7.74E+00	5.47E-01	2.62E-01	0.00E+00	0.00E+00	6.96E-03	8.72E-02
Child	1.78E+01	9.53E-01	6.06E-01	0.00E+00	0.00E+00	6.23E-03	6.43E-02
Infant	5.52E+00	3.41E-01	1.92E-01	0.00E+00	0.00E+00	4.73E-03	1.70E-02

OFFSITE DOSE CALCULATION MANUAL

APPENDIX L
GASEOUS EFFLUENT DOSE CONVERSION FACTORS

Ni-65 Gaseous release (mrem/Ci released)							
	Bone	Liver	T.Body	Thyroid	Kidney	Lung	GI-LLI
Adult	5.56E-05	5.55E-05	5.55E-05	5.55E-05	5.55E-05	1.82E-04	3.35E-04
Teen	5.56E-05	5.55E-05	5.55E-05	5.55E-05	5.55E-05	2.68E-04	8.88E-04
Child	5.56E-05	5.55E-05	5.55E-05	5.55E-05	5.55E-05	2.41E-04	1.96E-03
Infant	5.56E-05	5.55E-05	5.55E-05	5.55E-05	5.55E-05	2.40E-04	1.19E-03

Cu-64 Gaseous release (mrem/Ci released)							
	Bone	Liver	T.Body	Thyroid	Kidney	Lung	GI-LLI
Adult	1.14E-04	1.16E-04	1.15E-04	1.14E-04	1.21E-04	2.67E-04	1.47E-03
Teen	1.14E-04	1.17E-04	1.15E-04	1.14E-04	1.23E-04	3.66E-04	1.78E-03
Child	1.14E-04	1.19E-04	1.17E-04	1.14E-04	1.27E-04	3.31E-04	1.21E-03
Infant	1.14E-04	1.22E-04	1.18E-04	1.14E-04	1.28E-04	3.24E-04	6.32E-04

Zn-65 Gaseous release (mrem/Ci released)							
	Bone	Liver	T.Body	Thyroid	Kidney	Lung	GI-LLI
Adult	4.57E-01	1.15E+00	5.96E-01	1.40E-01	8.14E-01	1.59E-01	7.75E-01
Teen	5.70E-01	1.63E+00	8.37E-01	1.40E-01	1.10E+00	1.68E-01	7.72E-01
Child	9.63E-01	2.33E+00	1.50E+00	1.40E-01	1.52E+00	1.62E-01	5.25E-01
Infant	9.16E-01	2.80E+00	1.37E+00	1.40E-01	1.43E+00	1.54E-01	2.39E+00

Zn-69m Gaseous release (mrem/Ci released)							
	Bone	Liver	T.Body	Thyroid	Kidney	Lung	GI-LLI
Adult	4.63E-04	4.81E-04	4.53E-04	4.50E-04	4.69E-04	8.82E-04	5.41E-03
Teen	4.70E-04	4.96E-04	4.54E-04	4.50E-04	4.78E-04	1.16E-03	6.83E-03
Child	4.95E-04	5.27E-04	4.59E-04	4.50E-04	4.95E-04	1.07E-03	5.21E-03
Infant	5.30E-04	6.12E-04	4.65E-04	4.50E-04	5.16E-04	1.06E-03	3.62E-03

Zn-69 Gaseous release (mrem/Ci released)							
	Bone	Liver	T.Body	Thyroid	Kidney	Lung	GI-LLI
Adult	7.67E-10	1.48E-09	1.02E-10	0.00E+00	9.56E-10	2.09E-05	3.70E-07
Teen	1.10E-09	2.09E-09	1.46E-10	0.00E+00	1.37E-09	3.59E-05	6.46E-06
Child	1.52E-09	2.19E-09	2.02E-10	0.00E+00	1.33E-09	3.22E-05	2.31E-04
Infant	1.22E-09	2.19E-09	1.63E-10	0.00E+00	9.11E-10	3.33E-05	3.00E-04

As-76 Gaseous release (mrem/Ci released)							
	Bone	Liver	T.Body	Thyroid	Kidney	Lung	GI-LLI
Adult	9.59E-04	1.09E-03	2.12E-03	9.52E-04	1.13E-03	3.22E-03	9.32E-03
Teen	9.65E-04	1.13E-03	2.29E-03	9.60E-04	1.16E-03	3.62E-03	1.06E-02
Child	1.03E-03	1.28E-03	3.29E-03	1.02E-03	1.31E-03	3.10E-03	2.00E-02
Infant	1.35E-03	2.11E-03	3.24E-03	1.35E-03	2.17E-03	3.03E-03	1.43E-02

OFFSITE DOSE CALCULATION MANUAL

APPENDIX L
GASEOUS EFFLUENT DOSE CONVERSION FACTORS

Br-82 Gaseous release (mrem/Ci released)							
	Bone	Liver	T.Body	Thyroid	Kidney	Lung	GI-LLI
Adult	7.15E-03	7.15E-03	9.28E-03	7.15E-03	7.15E-03	7.15E-03	9.48E-03
Teen	7.15E-03	7.15E-03	1.05E-02	7.15E-03	7.15E-03	7.15E-03	7.15E-03
Child	7.15E-03	7.15E-03	1.35E-02	7.15E-03	7.15E-03	7.15E-03	7.15E-03
Infant	7.15E-03	7.15E-03	1.66E-02	7.15E-03	7.15E-03	7.15E-03	7.15E-03

Br-83 Gaseous release (mrem/Ci released)							
	Bone	Liver	T.Body	Thyroid	Kidney	Lung	GI-LLI
Adult	9.16E-07	9.16E-07	6.37E-06	9.16E-07	9.16E-07	9.16E-07	6.17E-06
Teen	9.16E-07	9.16E-07	8.71E-06	9.16E-07	9.16E-07	9.16E-07	9.16E-07
Child	9.16E-07	9.16E-07	1.17E-05	9.16E-07	9.16E-07	9.16E-07	9.16E-07
Infant	9.16E-07	9.16E-07	9.55E-06	9.16E-07	9.16E-07	9.16E-07	9.16E-07

Br-84 Gaseous release (mrem/Ci released)							
	Bone	Liver	T.Body	Thyroid	Kidney	Lung	GI-LLI
Adult	3.79E-05	3.79E-05	4.50E-05	3.79E-05	3.79E-05	3.79E-05	3.79E-05
Teen	3.79E-05	3.79E-05	4.77E-05	3.79E-05	3.79E-05	3.79E-05	3.79E-05
Child	3.79E-05	3.79E-05	5.03E-05	3.79E-05	3.79E-05	3.79E-05	3.79E-05
Infant	3.79E-05	3.79E-05	4.70E-05	3.79E-05	3.79E-05	3.79E-05	3.79E-05

Br-85 Gaseous release (mrem/Ci released)							
	Bone	Liver	T.Body	Thyroid	Kidney	Lung	GI-LLI
Adult	0.00E+00	0.00E+00	2.90E-07	0.00E+00	0.00E+00	0.00E+00	0.00E+00
Teen	0.00E+00	0.00E+00	4.15E-07	0.00E+00	0.00E+00	0.00E+00	0.00E+00
Child	0.00E+00	0.00E+00	5.74E-07	0.00E+00	0.00E+00	0.00E+00	0.00E+00
Infant	0.00E+00	0.00E+00	4.63E-07	0.00E+00	0.00E+00	0.00E+00	0.00E+00

Rb-86 Gaseous release (mrem/Ci released)							
	Bone	Liver	T.Body	Thyroid	Kidney	Lung	GI-LLI
Adult	1.68E-03	1.94E-01	9.13E-02	1.68E-03	1.68E-03	1.68E-03	3.94E-02
Teen	1.68E-03	3.04E-01	1.44E-01	1.68E-03	1.68E-03	1.68E-03	4.62E-02
Child	1.68E-03	5.41E-01	3.33E-01	1.68E-03	1.68E-03	1.68E-03	3.62E-02
Infant	1.68E-03	1.08E+00	5.32E-01	1.68E-03	1.68E-03	1.68E-03	2.91E-02

Rb-88 Gaseous release (mrem/Ci released)							
	Bone	Liver	T.Body	Thyroid	Kidney	Lung	GI-LLI
Adult	6.15E-06	1.49E-05	1.05E-05	6.15E-06	6.15E-06	6.15E-06	6.15E-06
Teen	6.15E-06	1.86E-05	1.23E-05	6.15E-06	6.15E-06	6.15E-06	6.15E-06
Child	6.15E-06	1.89E-05	1.45E-05	6.15E-06	6.15E-06	6.15E-06	6.55E-06
Infant	6.15E-06	1.88E-05	1.27E-05	6.15E-06	6.15E-06	6.15E-06	1.38E-05

OFFSITE DOSE CALCULATION MANUAL

APPENDIX L
GASEOUS EFFLUENT DOSE CONVERSION FACTORS

Rb-89 Gaseous release (mrem/Ci released)							
	Bone	Liver	T.Body	Thyroid	Kidney	Lung	GI-LLI
Adult	2.29E-05	2.88E-05	2.68E-05	2.29E-05	2.29E-05	2.29E-05	2.29E-05
Teen	2.29E-05	3.09E-05	2.82E-05	2.29E-05	2.29E-05	2.29E-05	2.29E-05
Child	2.29E-05	3.08E-05	2.95E-05	2.29E-05	2.29E-05	2.29E-05	2.30E-05
Infant	2.29E-05	3.02E-05	2.76E-05	2.29E-05	2.29E-05	2.29E-05	2.45E-05

Sr-89 Gaseous release (mrem/Ci released)							
	Bone	Liver	T.Body	Thyroid	Kidney	Lung	GI-LLI
Adult	1.96E+00	4.05E-06	5.64E-02	4.05E-06	4.05E-06	3.17E-02	3.23E-01
Teen	3.00E+00	4.05E-06	8.60E-02	4.05E-06	4.05E-06	5.48E-02	3.65E-01
Child	7.13E+00	4.05E-06	2.04E-01	4.05E-06	4.05E-06	4.89E-02	2.79E-01
Infant	9.47E-01	4.05E-06	2.72E-02	4.05E-06	4.05E-06	4.60E-02	2.07E-02

Sr-90 Gaseous release (mrem/Ci released)							
	Bone	Liver	T.Body	Thyroid	Kidney	Lung	GI-LLI
Adult	1.55E+02	1.73E-03	3.13E+00	1.73E-03	1.73E-03	2.19E-01	5.30E+00
Teen	2.06E+02	1.73E-03	4.13E+00	1.73E-03	1.73E-03	3.75E-01	6.39E+00
Child	4.18E+02	1.73E-03	8.41E+00	1.73E-03	1.73E-03	3.36E-01	3.74E+00
Infant	2.91E+01	1.73E-03	5.92E-01	1.73E-03	1.73E-03	2.57E-01	2.39E-01

Sr-91 Gaseous release (mrem/Ci released)							
	Bone	Liver	T.Body	Thyroid	Kidney	Lung	GI-LLI
Adult	4.61E-04	4.02E-04	4.04E-04	4.02E-04	4.02E-04	1.23E-03	5.01E-03
Teen	4.59E-04	4.02E-04	4.04E-04	4.02E-04	4.02E-04	1.78E-03	6.53E-03
Child	5.08E-04	4.02E-04	4.06E-04	4.02E-04	4.02E-04	1.61E-03	4.57E-03
Infant	4.17E-04	4.02E-04	4.03E-04	4.02E-04	4.02E-04	1.60E-03	2.08E-03

Sr-92 Gaseous release (mrem/Ci released)							
	Bone	Liver	T.Body	Thyroid	Kidney	Lung	GI-LLI
Adult	1.46E-04	1.45E-04	1.45E-04	1.45E-04	1.45E-04	5.19E-04	1.12E-03
Teen	1.46E-04	1.45E-04	1.45E-04	1.45E-04	1.45E-04	7.67E-04	2.85E-03
Child	1.46E-04	1.45E-04	1.45E-04	1.45E-04	1.45E-04	6.90E-04	5.64E-03
Infant	1.46E-04	1.45E-04	1.45E-04	1.45E-04	1.45E-04	6.85E-04	3.32E-03

Y-90 Gaseous release (mrem/Ci released)							
	Bone	Liver	T.Body	Thyroid	Kidney	Lung	GI-LLI
Adult	5.07E-05	8.40E-07	2.18E-06	8.40E-07	8.40E-07	3.84E-03	3.79E-02
Teen	7.08E-05	8.40E-07	2.72E-06	8.40E-07	8.40E-07	6.64E-03	3.19E-02
Child	9.83E-05	8.40E-07	3.46E-06	8.40E-07	8.40E-07	5.93E-03	1.84E-02
Infant	7.54E-05	8.40E-07	2.84E-06	8.40E-07	8.40E-07	6.09E-03	2.40E-03

OFFSITE DOSE CALCULATION MANUAL

APPENDIX L
GASEOUS EFFLUENT DOSE CONVERSION FACTORS

Y-91m		Gaseous release (mrem/Ci released)					
	Bone	Liver	T.Body	Thyroid	Kidney	Lung	GI-LLI
Adult	1.88E-05	1.88E-05	1.88E-05	1.88E-05	1.88E-05	6.23E-05	1.88E-05
Teen	1.88E-05	1.88E-05	1.88E-05	1.88E-05	1.88E-05	9.13E-05	1.94E-05
Child	1.88E-05	1.88E-05	1.88E-05	1.88E-05	1.88E-05	8.25E-05	5.77E-05
Infant	1.88E-05	1.88E-05	1.88E-05	1.88E-05	1.88E-05	8.19E-05	7.21E-05

Y-91		Gaseous release (mrem/Ci released)					
	Bone	Liver	T.Body	Thyroid	Kidney	Lung	GI-LLI
Adult	1.17E-02	2.01E-04	5.09E-04	2.01E-04	2.01E-04	3.88E-02	5.72E-01
Teen	1.67E-02	2.01E-04	6.42E-04	2.01E-04	2.01E-04	6.67E-02	6.27E-01
Child	2.45E-02	2.01E-04	8.48E-04	2.01E-04	2.01E-04	5.97E-02	4.77E-01
Infant	1.35E-02	2.01E-04	5.56E-04	2.01E-04	2.01E-04	5.57E-02	2.21E-03

Y-92		Gaseous release (mrem/Ci released)					
	Bone	Liver	T.Body	Thyroid	Kidney	Lung	GI-LLI
Adult	3.40E-05	3.38E-05	3.38E-05	3.38E-05	3.38E-05	3.89E-04	1.70E-03
Teen	3.41E-05	3.38E-05	3.38E-05	3.38E-05	3.38E-05	6.41E-04	3.77E-03
Child	3.42E-05	3.38E-05	3.38E-05	3.38E-05	3.38E-05	5.76E-04	5.46E-03
Infant	3.41E-05	3.38E-05	3.38E-05	3.38E-05	3.38E-05	5.89E-04	2.90E-03

Y-93		Gaseous release (mrem/Ci released)					
	Bone	Liver	T.Body	Thyroid	Kidney	Lung	GI-LLI
Adult	3.68E-05	3.47E-05	3.47E-05	3.47E-05	3.47E-05	1.13E-03	1.06E-02
Teen	3.77E-05	3.47E-05	3.47E-05	3.47E-05	3.47E-05	1.92E-03	1.41E-02
Child	3.89E-05	3.47E-05	3.48E-05	3.47E-05	3.47E-05	1.72E-03	9.67E-03
Infant	3.74E-04	3.47E-05	3.47E-05	3.47E-05	3.47E-05	1.77E-03	3.81E-03

Zr-95		Gaseous release (mrem/Ci released)					
	Bone	Liver	T.Body	Thyroid	Kidney	Lung	GI-LLI
Adult	4.86E-02	4.67E-02	4.64E-02	4.58E-02	4.72E-02	8.59E-02	4.25E-01
Teen	4.95E-02	4.70E-02	4.66E-02	4.58E-02	4.75E-02	1.07E-01	3.68E-01
Child	5.10E-02	4.69E-02	4.68E-02	4.58E-02	4.75E-02	9.64E-02	2.59E-01
Infant	4.84E-02	4.64E-02	4.63E-02	4.58E-02	4.65E-02	8.55E-02	4.64E-02

Zr-97		Gaseous release (mrem/Ci released)					
	Bone	Liver	T.Body	Thyroid	Kidney	Lung	GI-LLI
Adult	5.53E-04	5.51E-04	5.51E-04	5.51E-04	5.51E-04	2.33E-03	1.63E-02
Teen	5.54E-04	5.51E-04	5.51E-04	5.51E-04	5.52E-04	3.49E-03	1.79E-02
Child	5.55E-04	5.51E-04	5.51E-04	5.51E-04	5.52E-04	3.12E-03	1.08E-02
Infant	5.54E-04	5.51E-04	5.51E-04	5.51E-04	5.51E-04	3.05E-03	3.73E-03

OFFSITE DOSE CALCULATION MANUAL

APPENDIX L
GASEOUS EFFLUENT DOSE CONVERSION FACTORS

Nb-95 Gaseous release (mrem/Ci released)							
	Bone	Liver	T.Body	Thyroid	Kidney	Lung	GI-LLI
Adult	2.60E-02	2.58E-02	2.57E-02	2.55E-02	2.59E-02	3.70E-02	6.10E-01
Teen	2.61E-02	2.59E-02	2.57E-02	2.55E-02	2.59E-02	4.25E-02	3.94E-01
Child	2.63E-02	2.59E-02	2.58E-02	2.55E-02	2.59E-02	3.94E-02	2.32E-01
Infant	2.59E-02	2.57E-02	2.56E-02	2.55E-02	2.56E-02	3.64E-02	3.85E-02

Nb-97 Gaseous release (mrem/Ci released)							
	Bone	Liver	T.Body	Thyroid	Kidney	Lung	GI-LLI
Adult	6.31E-05	6.31E-05	6.31E-05	6.31E-05	6.31E-05	1.17E-04	6.85E-05
Teen	6.31E-05	6.31E-05	6.31E-05	6.31E-05	6.31E-05	1.52E-04	1.12E-04
Child	6.31E-05	6.31E-05	6.31E-05	6.31E-05	6.31E-05	1.40E-04	6.94E-04
Infant	6.31E-05	6.31E-05	6.31E-05	6.31E-05	6.31E-05	1.38E-04	6.72E-04

Mo-99 Gaseous release (mrem/Ci released)							
	Bone	Liver	T.Body	Thyroid	Kidney	Lung	GI-LLI
Adult	7.47E-04	3.07E-03	1.19E-03	7.47E-04	6.00E-03	2.81E-03	1.17E-02
Teen	7.47E-04	3.91E-03	1.35E-03	7.47E-04	7.98E-02	4.23E-03	1.25E-02
Child	7.47E-04	6.01E-03	2.05E-03	7.47E-04	1.20E-02	3.82E-03	7.97E-03
Infant	7.47E-04	1.05E-02	2.65E-03	7.47E-04	1.53E-02	3.80E-03	5.06E-03

Tc-99m Gaseous release (mrem/Ci released)							
	Bone	Liver	T.Body	Thyroid	Kidney	Lung	GI-LLI
Adult	3.44E-05	3.44E-05	3.44E-05	3.44E-05	3.44E-05	5.17E-05	1.30E-04
Teen	3.44E-05	3.44E-05	3.44E-05	3.44E-05	3.44E-05	6.05E-05	1.75E-04
Child	3.44E-05	3.44E-05	3.44E-05	3.44E-05	3.44E-05	5.59E-05	1.45E-04
Infant	3.44E-05	3.44E-05	3.44E-05	3.44E-05	3.44E-05	5.28E-05	8.12E-05

Tc-99 Gaseous release (mrem/Ci released)							
	Bone	Liver	T.Body	Thyroid	Kidney	Lung	GI-LLI
Adult	6.08E-02	9.02E-02	2.48E-02	5.65E-04	1.13E+00	2.65E-02	2.93E+00
Teen	6.50E-02	9.52E-02	2.64E-02	5.65E-04	1.20E+00	4.19E-02	2.32E+00
Child	1.37E-01	1.52E-01	5.50E-02	5.65E-04	1.79E+00	4.22E-02	1.59E+00
Infant	7.38E-02	9.96E-02	3.14E-02	5.65E-04	8.35E-01	3.17E-02	4.29E-01

Tc-101 Gaseous release (mrem/Ci released)							
	Bone	Liver	T.Body	Thyroid	Kidney	Lung	GI-LLI
Adult	3.81E-06	3.81E-06	3.81E-06	3.81E-06	3.81E-06	1.29E-05	3.81E-06
Teen	3.81E-06	3.81E-06	3.81E-06	3.81E-06	3.81E-06	1.89E-05	3.81E-06
Child	3.81E-06	3.81E-06	3.81E-06	3.81E-06	3.81E-06	1.71E-05	4.18E-06
Infant	3.81E-06	3.81E-06	3.81E-06	3.81E-06	3.81E-06	1.70E-05	2.29E-05

OFFSITE DOSE CALCULATION MANUAL

APPENDIX L
GASEOUS EFFLUENT DOSE CONVERSION FACTORS

Ru-103 Gaseous release (mrem/Ci released)							
	Bone	Liver	T.Body	Thyroid	Kidney	Lung	GI-LLI
Adult	2.80E-02	2.02E-02	2.36E-02	2.02E-02	5.00E-02	3.17E-02	9.30E-01
Teen	2.71E-02	2.02E-02	2.32E-02	2.02E-02	4.46E-02	3.80E-02	5.97E-01
Child	3.33E-02	2.02E-02	2.52E-02	2.02E-02	5.31E-02	3.52E-02	3.57E-01
Infant	2.03E-02	2.02E-02	2.02E-02	2.02E-02	2.03E-02	3.27E-02	2.06E-02

Ru-105 Gaseous release (mrem/Ci released)							
	Bone	Liver	T.Body	Thyroid	Kidney	Lung	GI-LLI
Adult	1.19E-04	1.19E-04	1.19E-04	1.19E-04	1.19E-04	3.68E-04	1.22E-03
Teen	1.19E-04	1.19E-04	1.19E-04	1.19E-04	1.19E-04	5.31E-04	2.18E-03
Child	1.19E-04	1.19E-04	1.19E-04	1.19E-04	1.19E-04	4.80E-04	2.39E-03
Infant	1.19E-04	1.19E-04	1.19E-04	1.19E-04	1.19E-04	4.74E-04	1.22E-03

Ru-106 Gaseous release (mrem/Ci released)							
	Bone	Liver	T.Body	Thyroid	Kidney	Lung	GI-LLI
Adult	4.92E-01	7.99E-02	1.32E-01	7.99E-02	8.75E-01	2.92E-01	2.66E+01
Teen	4.55E-01	7.99E-02	1.27E-01	7.99E-02	8.04E-01	4.44E-01	1.80E+01
Child	8.17E-01	7.99E-02	1.72E-01	7.99E-02	1.07E+00	4.04E-01	1.15E+01
Infant	8.19E-02	7.99E-02	8.02E-02	7.99E-02	8.24E-02	3.42E-01	8.38E-02

Rh-105 Gaseous release (mrem/Ci released)							
	Bone	Liver	T.Body	Thyroid	Kidney	Lung	GI-LLI
Adult	2.59E-04	2.47E-04	2.36E-04	2.15E-04	3.52E-04	6.52E-04	7.29E-03
Teen	2.74E-04	2.58E-04	2.43E-04	2.15E-04	3.97E-04	9.57E-04	7.86E-03
Child	3.46E-04	2.85E-04	2.75E-04	2.15E-04	4.95E-04	8.71E-04	5.67E-03
Infant	4.04E-04	3.39E-04	2.98E-04	2.15E-04	5.59E-04	8.75E-04	3.72E-03

Ag-110m Gaseous release (mrem/Ci released)							
	Bone	Liver	T.Body	Thyroid	Kidney	Lung	GI-LLI
Adult	6.54E-01	6.53E-01	6.49E-01	6.43E-01	6.63E-01	7.48E-01	4.66E+00
Teen	6.60E-01	6.59E-01	6.53E-01	6.43E-01	6.73E-01	7.96E-01	4.97E+00
Child	6.78E-01	6.67E-01	6.62E-01	6.43E-01	6.87E-01	7.67E-01	3.44E+00
Infant	6.94E-01	6.80E-01	6.68E-01	6.43E-01	6.96E-01	7.26E-01	2.54E+00

Sn-113 Gaseous release (mrem/Ci released)							
	Bone	Liver	T.Body	Thyroid	Kidney	Lung	GI-LLI
Adult	3.36E-02	9.69E-03	8.58E-02	7.30E-03	1.13E-02	2.04E-02	8.76E-01
Teen	2.97E-02	9.83E-03	8.69E-02	7.17E-03	1.12E-02	2.30E-02	8.68E-01
Child	5.55E-02	1.57E-02	1.71E-01	9.15E-03	1.62E-02	2.19E-02	1.84E+00
Infant	2.56E-02	8.94E-03	6.07E-02	6.98E-03	8.87E-03	1.65E-02	6.09E-01

OFFSITE DOSE CALCULATION MANUAL

APPENDIX L
GASEOUS EFFLUENT DOSE CONVERSION FACTORS

Sn-117m		Gaseous release (mrem/Ci released)					
	Bone	Liver	T.Body	Thyroid	Kidney	Lung	GI-LLI
Adult	1.09E-02	4.16E-03	1.46E-02	3.97E-03	4.26E-03	1.67E-02	1.08E-01
Teen	9.38E-03	4.16E-03	1.44E-02	3.97E-03	4.23E-03	2.01E-02	9.94E-02
Child	1.54E-02	4.45E-03	2.18E-02	4.01E-03	4.44E-03	1.40E-02	1.97E-01
Infant	1.35E-02	4.31E-03	1.70E-02	4.03E-03	4.25E-03	1.16E-02	1.44E-01

Sb-122		Gaseous release (mrem/Ci released)					
	Bone	Liver	T.Body	Thyroid	Kidney	Lung	GI-LLI
Adult	2.52E-03	2.41E-03	4.93E-03	2.30E-03	2.36E-03	5.99E-03	2.60E-02
Teen	2.48E-03	2.42E-03	5.02E-03	2.30E-03	2.36E-03	6.79E-03	2.51E-02
Child	2.65E-03	2.51E-03	6.83E-03	2.32E-03	2.41E-03	5.42E-03	4.75E-02
Infant	2.75E-03	2.60E-03	7.00E-03	2.37E-03	2.43E-03	4.95E-03	4.91E-02

Sb-124		Gaseous release (mrem/Ci released)					
	Bone	Liver	T.Body	Thyroid	Kidney	Lung	GI-LLI
Adult	2.20E-01	1.97E-01	2.06E-01	1.96E-01	1.96E-01	2.70E-01	8.48E-01
Teen	2.31E-01	1.97E-01	2.10E-01	1.96E-01	1.96E-01	3.13E-01	8.75E-01
Child	2.73E-01	1.97E-01	2.23E-01	1.97E-01	1.96E-01	3.12E-01	6.72E-01
Infant	2.14E-01	1.97E-01	2.02E-01	1.96E-01	1.96E-01	2.77E-01	2.50E-01

Sb-125		Gaseous release (mrem/Ci released)					
	Bone	Liver	T.Body	Thyroid	Kidney	Lung	GI-LLI
Adult	8.30E-01	7.99E-01	8.06E-01	7.98E-01	7.98E-01	8.61E-01	1.14E+00
Teen	8.47E-01	7.99E-01	8.10E-01	7.98E-01	7.98E-01	9.01E-01	1.16E+00
Child	9.09E-01	7.99E-01	8.21E-01	7.98E-01	7.98E-01	9.11E-01	1.06E+00
Infant	8.21E-01	7.98E-01	8.03E-01	7.98E-01	7.98E-01	8.32E-01	8.27E-01

Te-125m		Gaseous release (mrem/Ci released)					
	Bone	Liver	T.Body	Thyroid	Kidney	Lung	GI-LLI
Adult	5.63E-02	2.06E-02	7.80E-03	1.71E-02	2.28E-01	7.40E-03	2.25E-01
Teen	6.48E-02	2.35E-02	8.91E-03	1.83E-02	2.90E-04	1.24E-02	1.92E-01
Child	1.40E-01	3.81E-02	1.89E-02	3.94E-02	2.90E-04	1.11E-02	1.35E-01
Infant	1.38E-02	4.82E-03	2.12E-03	4.84E-03	2.90E-04	1.04E-02	6.97E-03

Te-127m		Gaseous release (mrem/Ci released)					
	Bone	Liver	T.Body	Thyroid	Kidney	Lung	GI-LLI
Adult	2.38E-01	8.50E-02	2.90E-02	6.07E-02	9.65E-01	2.18E-02	7.99E-01
Teen	2.76E-01	9.78E-02	3.28E-02	6.56E-02	1.12E+00	3.76E-02	6.89E-01
Child	6.01E-01	1.62E-01	7.14E-02	1.44E-01	1.71E+00	3.36E-02	4.88E-01
Infant	5.23E-02	1.74E-02	6.35E-03	1.51E-02	1.29E-01	2.97E-02	2.16E-02

OFFSITE DOSE CALCULATION MANUAL

APPENDIX L
GASEOUS EFFLUENT DOSE CONVERSION FACTORS

Te-127 Gaseous release (mrem/Ci released)							
	Bone	Liver	T.Body	Thyroid	Kidney	Lung	GI-LLI
Adult	1.75E-06	9.90E-07	8.18E-07	1.44E-06	5.39E-06	1.48E-04	1.39E-03
Teen	1.73E-06	9.78E-07	8.11E-07	1.36E-06	5.26E-06	2.54E-04	1.92E-03
Child	2.73E-06	1.15E-06	1.02E-06	2.06E-06	6.70E-06	2.28E-04	1.36E-03
Infant	9.22E-07	6.86E-07	6.38E-07	8.54E-07	1.43E-06	2.35E-04	5.59E-04

Te-129m Gaseous release (mrem/Ci released)							
	Bone	Liver	T.Body	Thyroid	Kidney	Lung	GI-LLI
Adult	1.36E-01	5.32E-02	2.47E-02	4.92E-02	5.57E-01	3.00E-02	6.78E-01
Teen	1.52E-01	5.87E-02	2.71E-02	5.15E-02	6.23E-01	4.85E-02	5.67E-01
Child	3.21E-01	9.25E-02	5.30E-02	1.06E-01	9.37E-01	4.36E-02	3.95E-01
Infant	4.01E-02	1.62E-02	9.31E-03	1.77E-02	9.46E-02	4.18E-02	2.68E-02

Te-129 Gaseous release (mrem/Ci released)							
	Bone	Liver	T.Body	Thyroid	Kidney	Lung	GI-LLI
Adult	4.91E-06	4.91E-06	4.91E-06	4.91E-06	4.91E-06	4.88E-05	8.46E-06
Teen	4.91E-06	4.91E-06	4.91E-06	4.91E-06	4.92E-06	7.96E-05	4.15E-05
Child	4.91E-06	4.91E-06	4.91E-06	4.91E-06	4.91E-06	7.14E-05	5.83E-04
Infant	4.91E-06	4.91E-06	4.91E-06	4.91E-06	4.91E-06	7.28E-05	6.01E-04

Te-131m Gaseous release (mrem/Ci released)							
	Bone	Liver	T.Body	Thyroid	Kidney	Lung	GI-LLI
Adult	1.85E-03	1.73E-03	1.71E-03	1.80E-03	2.73E-03	4.92E-03	2.50E-02
Teen	1.85E-03	1.73E-03	1.71E-03	1.78E-03	2.75E-03	7.01E-03	2.43E-02
Child	2.06E-03	1.77E-03	1.78E-03	1.93E-03	3.07E-03	6.28E-03	1.46E-02
Infant	1.81E-03	1.70E-03	1.69E-03	1.78E-03	2.15E-03	6.13E-03	5.60E-03

Te-131 Gaseous release (mrem/Ci released)							
	Bone	Liver	T.Body	Thyroid	Kidney	Lung	GI-LLI
Adult	5.46E-06	5.46E-06	5.46E-06	5.46E-06	5.46E-06	3.70E-05	5.88E-06
Teen	5.46E-06	5.46E-06	5.46E-06	5.46E-06	5.47E-06	5.84E-05	5.81E-06
Child	5.46E-06	5.46E-06	5.46E-06	5.46E-06	5.47E-06	5.20E-05	3.57E-05
Infant	5.46E-06	5.46E-06	5.46E-06	5.46E-06	5.46E-06	5.21E-05	1.92E-04

Te-132 Gaseous release (mrem/Ci released)							
	Bone	Liver	T.Body	Thyroid	Kidney	Lung	GI-LLI
Adult	1.80E-03	1.44E-03	1.40E-03	1.51E-03	7.14E-03	7.31E-03	4.34E-02
Teen	1.80E-03	1.43E-03	1.39E-03	1.46E-03	7.00E-03	1.10E-02	3.17E-02
Child	2.73E-03	1.64E-03	1.82E-03	2.04E-03	8.80E-03	9.33E-03	1.26E-02
Infant	1.77E-03	1.27E-03	1.24E-03	1.51E-03	3.86E-03	8.49E-03	3.59E-03

OFFSITE DOSE CALCULATION MANUAL

APPENDIX L
GASEOUS EFFLUENT DOSE CONVERSION FACTORS

I-130 Gaseous release (mrem/Ci released)							
	Bone	Liver	T.Body	Thyroid	Kidney	Lung	GI-LLI
Adult	1.18E-03	1.47E-03	1.21E-03	3.84E-02	1.72E-03	1.03E-03	1.32E-03
Teen	1.22E-03	1.58E-03	1.25E-03	4.65E-02	1.88E-03	1.03E-03	1.35E-03
Child	1.31E-03	1.60E-03	1.32E-03	6.46E-02	1.88E-03	1.03E-03	1.24E-03
Infant	1.26E-03	1.53E-03	1.23E-03	5.77E-02	1.58E-03	1.03E-03	1.12E-03

I-131 Gaseous release (mrem/Ci released)							
	Bone	Liver	T.Body	Thyroid	Kidney	Lung	GI-LLI
Adult	1.84E-02	2.49E-02	1.56E-02	7.11E+00	4.03E-02	3.21E-03	8.86E-03
Teen	2.37E-02	3.19E-02	1.86E-02	8.39E+00	5.26E-02	3.21E-03	8.82E-03
Child	4.79E-02	4.82E-02	2.88E-02	1.49E+01	7.71E-02	3.21E-03	7.18E-03
Infant	6.66E-02	7.78E-02	3.60E-02	2.45E+01	9.04E-02	3.21E-03	5.86E-03

I-132 Gaseous release (mrem/Ci released)							
	Bone	Liver	T.Body	Thyroid	Kidney	Lung	GI-LLI
Adult	2.57E-04	3.05E-04	2.57E-04	2.82E-03	3.49E-04	2.31E-04	2.40E-04
Teen	2.67E-04	3.30E-04	2.67E-04	3.66E-03	3.88E-04	2.31E-04	2.60E-04
Child	2.79E-04	3.23E-04	2.74E-04	4.62E-03	3.73E-04	2.31E-04	3.04E-04
Infant	2.69E-04	3.11E-04	2.60E-04	4.07E-03	3.21E-04	2.31E-04	2.74E-04

I-133 Gaseous release (mrem/Ci released)							
	Bone	Liver	T.Body	Thyroid	Kidney	Lung	GI-LLI
Adult	9.40E-04	1.29E-03	7.12E-04	1.22E-01	1.91E-03	4.59E-04	1.11E-03
Teen	1.08E-03	1.51E-03	7.79E-04	1.49E-01	2.30E-03	4.59E-04	1.14E-03
Child	1.57E-03	1.82E-03	9.75E-04	2.56E-01	2.73E-03	4.59E-04	9.47E-04
Infant	1.61E-03	2.13E-03	9.48E-04	3.06E-01	2.42E-03	4.59E-04	7.17E-04

I-134 Gaseous release (mrem/Ci released)							
	Bone	Liver	T.Body	Thyroid	Kidney	Lung	GI-LLI
Adult	9.82E-05	1.23E-04	9.76E-05	7.60E-04	1.46E-04	8.36E-05	8.36E-05
Teen	1.04E-04	1.36E-04	1.03E-04	9.79E-04	1.67E-04	8.36E-05	8.41E-05
Child	1.10E-04	1.33E-04	1.06E-04	1.23E-03	1.58E-04	8.36E-05	1.05E-04
Infant	1.04E-04	1.26E-04	9.87E-05	1.09E-03	1.31E-04	8.36E-05	1.13E-04

I-135 Gaseous release (mrem/Ci released)							
	Bone	Liver	T.Body	Thyroid	Kidney	Lung	GI-LLI
Adult	5.34E-04	6.38E-04	5.32E-04	1.13E-02	7.38E-04	4.70E-04	6.00E-04
Teen	5.57E-04	6.93E-04	5.53E-04	1.52E-02	8.22E-04	4.70E-04	6.38E-04
Child	5.88E-04	6.80E-04	5.70E-04	1.95E-02	7.93E-04	4.70E-04	5.80E-04
Infant	5.60E-04	6.47E-04	5.35E-04	1.67E-02	6.68E-04	4.70E-04	5.13E-04

OFFSITE DOSE CALCULATION MANUAL

APPENDIX L
GASEOUS EFFLUENT DOSE CONVERSION FACTORS

Cs-134 Gaseous release (mrem/Ci released)							
	Bone	Liver	T.Body	Thyroid	Kidney	Lung	GI-LLI
Adult	3.02E+00	5.41E+00	4.66E+00	1.29E+00	2.62E+00	1.73E+00	1.36E+00
Teen	4.02E+00	7.73E+00	4.28E+00	1.29E+00	3.33E+00	2.07E+00	1.37E+00
Child	7.49E+00	1.15E+01	3.43E+00	1.29E+00	4.44E+00	2.42E+00	1.34E+00
Infant	6.35E+00	1.07E+01	2.24E+00	1.29E+00	3.72E+00	2.28E+00	1.31E+00

Cs-134m Gaseous release (mrem/Ci released)							
	Bone	Liver	T.Body	Thyroid	Kidney	Lung	GI-LLI
Adult	8.85E-06	1.18E-05	9.08E-06	5.96E-06	9.28E-06	6.50E-06	7.40E-06
Teen	9.95E-06	1.39E-05	1.02E-05	5.96E-06	1.06E-05	6.79E-06	9.63E-06
Child	1.13E-05	1.34E-05	1.11E-05	5.96E-06	1.01E-05	6.66E-06	1.26E-05
Infant	1.02E-05	1.26E-05	9.49E-06	5.96E-06	8.66E-06	6.60E-06	9.64E-06

Cs-136 Gaseous release (mrem/Ci released)							
	Bone	Liver	T.Body	Thyroid	Kidney	Lung	GI-LLI
Adult	4.97E-02	1.13E-01	8.92E-02	2.82E-02	7.54E-02	3.47E-02	3.77E-02
Teen	5.85E-02	1.47E-01	1.08E-01	2.82E-02	9.31E-02	3.85E-02	3.77E-02
Child	9.21E-02	2.04E-01	1.42E-01	2.82E-02	1.22E-01	4.22E-02	3.44E-02
Infant	1.20E-01	2.97E-01	1.29E-01	2.82E-02	1.36E-01	5.02E-02	3.23E-02

Cs-137 Gaseous release (mrem/Ci released)							
	Bone	Liver	T.Body	Thyroid	Kidney	Lung	GI-LLI
Adult	4.42E+00	5.34E+00	4.16E+00	1.93E+00	3.09E+00	2.31E+00	2.00E+00
Teen	6.05E+00	7.40E+00	3.84E+00	1.93E+00	3.79E+00	2.65E+00	2.01E+00
Child	1.17E+01	1.13E+01	3.31E+00	1.93E+00	4.97E+00	3.02E+00	1.99E+00
Infant	9.68E+00	1.10E+01	2.57E+00	1.93E+00	4.36E+00	2.92E+00	1.96E+00

Cs-138 Gaseous release (mrem/Ci released)							
	Bone	Liver	T.Body	Thyroid	Kidney	Lung	GI-LLI
Adult	7.47E-05	8.12E-05	7.45E-05	6.72E-05	7.81E-05	6.83E-05	6.72E-05
Teen	7.77E-05	8.66E-05	7.73E-05	6.72E-05	8.22E-05	6.90E-05	6.72E-05
Child	8.15E-05	8.62E-05	7.98E-05	6.72E-05	8.13E-05	6.87E-05	7.33E-05
Infant	7.86E-05	8.49E-05	7.62E-05	6.72E-05	7.65E-05	6.87E-05	8.70E-05

Ba-139 Gaseous release (mrem/Ci released)							
	Bone	Liver	T.Body	Thyroid	Kidney	Lung	GI-LLI
Adult	2.00E-05	2.00E-05	2.00E-05	2.00E-05	2.00E-05	1.05E-04	4.03E-05
Teen	2.00E-05	2.00E-05	2.00E-05	2.00E-05	2.00E-05	1.66E-04	1.66E-04
Child	2.00E-05	2.00E-05	2.00E-05	2.00E-05	2.00E-05	1.51E-04	1.33E-03
Infant	2.00E-05	2.00E-05	2.00E-05	2.00E-05	2.00E-05	1.55E-04	1.18E-03

OFFSITE DOSE CALCULATION MANUAL

APPENDIX L
GASEOUS EFFLUENT DOSE CONVERSION FACTORS

Ba-140		Gaseous release (mrem/Ci released)					
	Bone	Liver	T.Body	Thyroid	Kidney	Lung	GI-LLI
Adult	3.11E-02	3.86E-03	5.62E-03	3.83E-03	3.84E-03	3.27E-02	6.32E-02
Teen	3.40E-02	3.87E-03	5.77E-03	3.83E-03	3.84E-03	4.99E-02	5.36E-02
Child	6.42E-02	3.88E-03	7.35E-03	3.83E-03	3.85E-03	4.34E-02	3.59E-02
Infant	1.61E-02	3.84E-03	4.46E-03	3.83E-03	3.83E-03	4.00E-02	7.40E-03

Ba-141		Gaseous release (mrem/Ci released)					
	Bone	Liver	T.Body	Thyroid	Kidney	Lung	GI-LLI
Adult	7.82E-06	7.82E-06	7.82E-06	7.82E-06	7.82E-06	5.17E-05	7.82E-06
Teen	7.82E-06	7.82E-06	7.82E-06	7.82E-06	7.82E-06	8.23E-05	7.82E-06
Child	7.82E-06	7.82E-06	7.82E-06	7.82E-06	7.82E-06	7.40E-05	1.41E-05
Infant	7.82E-06	7.82E-06	7.82E-06	7.82E-06	7.82E-06	7.51E-05	1.15E-04

Ba-142		Gaseous release (mrem/Ci released)					
	Bone	Liver	T.Body	Thyroid	Kidney	Lung	GI-LLI
Adult	8.40E-06	8.40E-06	8.40E-06	8.40E-06	8.40E-06	3.54E-05	8.40E-06
Teen	8.40E-06	8.40E-06	8.40E-06	8.40E-06	8.40E-06	5.17E-05	8.40E-06
Child	8.40E-06	8.40E-06	8.40E-06	8.40E-06	8.40E-06	4.56E-05	8.46E-06
Infant	8.40E-06	8.40E-06	8.40E-06	8.40E-06	8.40E-06	4.36E-05	2.41E-05

La-140		Gaseous release (mrem/Ci released)					
	Bone	Liver	T.Body	Thyroid	Kidney	Lung	GI-LLI
Adult	3.61E-03	3.60E-03	3.60E-03	3.60E-03	3.60E-03	6.68E-03	2.77E-02
Teen	3.61E-03	3.61E-03	3.60E-03	3.60E-03	3.60E-03	8.46E-03	2.42E-02
Child	3.62E-03	3.61E-03	3.60E-03	3.60E-03	3.60E-03	7.74E-03	1.46E-02
Infant	3.61E-03	3.61E-03	3.60E-03	3.60E-03	3.60E-03	7.41E-03	5.53E-03

La-142		Gaseous release (mrem/Ci released)					
	Bone	Liver	T.Body	Thyroid	Kidney	Lung	GI-LLI
Adult	1.38E-04	1.38E-04	1.38E-04	1.38E-04	1.38E-04	2.81E-04	1.86E-04
Teen	1.38E-04	1.38E-04	1.38E-04	1.38E-04	1.38E-04	3.68E-04	4.10E-04
Child	1.38E-04	1.38E-04	1.38E-04	1.38E-04	1.38E-04	3.35E-04	1.86E-03
Infant	1.38E-04	1.38E-04	1.38E-04	1.38E-04	1.38E-04	3.24E-04	1.49E-03

Ce-141		Gaseous release (mrem/Ci released)					
	Bone	Liver	T.Body	Thyroid	Kidney	Lung	GI-LLI
Adult	3.05E-03	2.89E-03	2.59E-03	2.56E-03	2.71E-03	1.08E-02	1.02E-01
Teen	3.25E-03	3.02E-03	2.61E-03	2.56E-03	2.78E-03	1.65E-02	1.07E-01
Child	3.57E-03	3.06E-03	2.63E-03	2.56E-03	2.78E-03	1.49E-02	8.07E-02
Infant	3.19E-03	2.94E-03	2.60E-03	2.56E-03	2.68E-03	1.43E-02	3.86E-03

OFFSITE DOSE CALCULATION MANUAL

APPENDIX L
GASEOUS EFFLUENT DOSE CONVERSION FACTORS

Ce-143		Gaseous release (mrem/Ci released)					
	Bone	Liver	T.Body	Thyroid	Kidney	Lung	GI-LLI
Adult	4.38E-04	5.76E-04	4.33E-04	4.33E-04	4.35E-04	2.24E-03	1.08E-02
Teen	4.40E-04	5.67E-04	4.34E-04	4.33E-04	4.35E-04	3.39E-03	1.01E-02
Child	4.42E-04	6.17E-04	4.34E-04	4.33E-04	4.35E-04	3.05E-03	5.94E-03
Infant	4.40E-04	4.50E-04	4.34E-04	4.33E-04	4.35E-04	3.07E-03	1.63E-03

Ce-144		Gaseous release (mrem/Ci released)					
	Bone	Liver	T.Body	Thyroid	Kidney	Lung	GI-LLI
Adult	9.69E-02	4.80E-02	1.75E-02	1.30E-02	3.38E-02	1.89E-01	2.10E+00
Teen	1.34E-01	6.29E-02	1.95E-02	1.30E-02	4.28E-02	3.16E-01	2.47E+00
Child	1.90E-01	6.83E-02	2.25E-02	1.30E-02	4.37E-02	2.84E-01	1.92E+00
Infant	8.57E-02	4.06E-02	1.70E-02	1.30E-02	2.53E-02	2.36E-01	3.32E-02

Pr-143		Gaseous release (mrem/Ci released)					
	Bone	Liver	T.Body	Thyroid	Kidney	Lung	GI-LLI
Adult	2.25E-04	9.01E-05	1.11E-05	0.00E+00	5.19E-05	6.36E-03	6.00E-02
Teen	3.17E-04	1.26E-04	1.57E-05	0.00E+00	7.32E-05	1.10E-02	5.06E-02
Child	4.47E-04	1.34E-04	2.21E-05	0.00E+00	7.27E-05	9.81E-03	3.32E-02
Infant	3.17E-04	1.19E-04	1.58E-05	0.00E+00	4.48E-05	9.81E-03	8.80E-04

Pr-144		Gaseous release (mrem/Ci released)					
	Bone	Liver	T.Body	Thyroid	Kidney	Lung	GI-LLI
Adult	3.44E-07	3.44E-07	3.43E-07	3.43E-07	3.44E-07	2.34E-05	3.43E-07
Teen	3.44E-07	3.44E-07	3.43E-07	3.43E-07	3.44E-07	4.01E-05	3.43E-07
Child	3.45E-07	3.44E-07	3.43E-07	3.43E-07	3.44E-07	3.58E-05	4.80E-06
Infant	3.44E-07	3.44E-07	3.43E-07	3.43E-07	3.44E-07	3.68E-05	9.74E-05

Nd-147		Gaseous release (mrem/Ci released)					
	Bone	Liver	T.Body	Thyroid	Kidney	Lung	GI-LLI
Adult	1.70E-03	1.72E-03	1.58E-03	1.57E-03	1.66E-03	6.58E-03	4.18E-02
Teen	1.76E-03	1.77E-03	1.58E-03	1.57E-03	1.69E-03	1.00E-02	3.34E-02
Child	1.83E-03	1.78E-03	1.59E-03	1.57E-03	1.69E-03	9.01E-03	2.13E-02
Infant	1.75E-03	1.76E-03	1.58E-03	1.57E-03	1.64E-03	8.87E-03	2.30E-03

Eu-152		Gaseous release (mrem/Ci released)					
	Bone	Liver	T.Body	Thyroid	Kidney	Lung	GI-LLI
Adult	5.62E+00	5.59E+00	5.58E+00	5.57E+00	5.64E+00	5.64E+00	5.99E+00
Teen	5.63E+00	5.59E+00	5.59E+00	5.57E+00	5.64E+00	5.67E+00	5.95E+00
Child	5.65E+00	5.59E+00	5.59E+00	5.57E+00	5.63E+00	5.65E+00	5.83E+00
Infant	5.60E+00	5.58E+00	5.58E+00	5.57E+00	5.59E+00	5.62E+00	5.57E+00

OFFSITE DOSE CALCULATION MANUAL

APPENDIX L
GASEOUS EFFLUENT DOSE CONVERSION FACTORS

W-187 Gaseous release (mrem/Ci released)							
	Bone	Liver	T.Body	Thyroid	Kidney	Lung	GI-LLI
Adult	4.49E-04	4.48E-04	4.44E-04	4.42E-04	4.42E-04	1.10E-03	6.00E-03
Teen	4.49E-04	4.48E-04	4.44E-04	4.42E-04	4.42E-04	1.52E-03	6.04E-03
Child	4.55E-04	4.50E-04	4.45E-04	4.42E-04	4.42E-04	1.37E-03	3.62E-03
Infant	4.45E-04	4.44E-04	4.42E-04	4.42E-04	4.42E-04	1.34E-03	1.36E-03

U-235 Gaseous release (mrem/Ci released)							
	Bone	Liver	T.Body	Thyroid	Kidney	Lung	GI-LLI
Adult	1.52E+01	1.07E+00	1.93E+00	1.07E+00	4.36E+00	9.96E+00	2.28E+00
Teen	2.35E+01	1.07E+00	2.44E+00	1.07E+00	6.33E+00	1.64E+01	2.52E+00
Child	5.28E+01	1.07E+00	4.20E+00	1.07E+00	9.56E+00	1.47E+01	2.21E+00
Infant	5.48E+00	1.07E+00	1.40E+00	1.07E+00	1.99E+00	1.15E+01	1.12E+00

U-238 Gaseous release (mrem/Ci released)							
	Bone	Liver	T.Body	Thyroid	Kidney	Lung	GI-LLI
Adult	1.35E+01	3.99E-03	8.04E-01	3.99E-03	3.09E+00	8.31E+00	8.54E-01
Teen	2.15E+01	3.99E-03	1.28E+00	3.99E-03	4.93E+00	1.43E+01	1.03E+00
Child	4.95E+01	3.99E-03	2.94E+00	3.99E-03	7.93E+00	1.28E+01	8.04E-01
Infant	4.22E+00	3.99E-03	3.09E-01	3.99E-03	8.62E-01	9.71E+00	3.95E-02

Np-239 Gaseous release (mrem/Ci released)							
	Bone	Liver	T.Body	Thyroid	Kidney	Lung	GI-LLI
Adult	3.26E-04	3.21E-04	3.20E-04	3.20E-04	3.22E-04	1.17E-03	8.40E-03
Teen	3.28E-04	3.21E-04	3.20E-04	3.20E-04	3.22E-04	1.79E-03	7.24E-03
Child	3.31E-04	3.21E-04	3.21E-04	3.20E-04	3.22E-04	1.64E-03	4.32E-03
Infant	3.28E-04	3.21E-04	3.20E-04	3.20E-04	3.22E-04	1.67E-03	8.89E-04

Am-241 Gaseous release (mrem/Ci released)							
	Bone	Liver	T.Body	Thyroid	Kidney	Lung	GI-LLI
Adult	1.95E+02	6.94E+01	1.31E+01	1.97E-01	9.74E+01	1.12E+01	1.27E+00
Teen	2.06E+02	7.93E+01	1.40E+01	1.97E-01	1.04E+02	1.92E+01	1.48E+00
Child	1.65E+02	7.44E+01	1.19E+01	1.97E-01	7.24E+01	1.71E+01	1.20E+00
Infant	5.86E+01	2.70E+01	4.35E+00	1.97E-01	2.54E+01	1.31E+01	1.99E-01

OFFSITE DOSE CALCULATION MANUAL

ACTIVITY RELEASED TO DOSE CONVERSION FACTORS FOR NOBLE GASES

RADIONUCLIDE	TOTAL BODY DOSE (mrem/Ci)	SKIN DOSE (mrem/Ci)	GAMMA AIR DOSE (mrad/Ci)	BETA AIR DOSE (mrad/Ci)
Kr-83m	1.71E-09	4.81E-07	4.37E-07	6.53E-06
Kr-85m	2.65E-05	6.37E-05	2.79E-05	4.46E-05
Kr-85	3.65E-07	3.08E-05	3.90E-07	4.42E-05
Kr-87	1.34E-04	3.74E-04	1.40E-04	2.33E-04
Kr-88	3.33E-04	4.33E-04	3.44E-04	6.64E-05
Kr-89	3.76E-04	6.60E-04	3.92E-04	2.40E-04
Kr-90	3.53E-04	5.71E-04	3.69E-04	1.77E-04
Xe-131m	2.07E-06	1.47E-05	3.53E-06	2.51E-05
Xe-133m	5.69E-06	3.07E-05	7.41E-06	3.35E-05
Xe-133	6.66E-06	1.57E-05	8.00E-06	2.38E-05
Xe-135m	7.07E-05	9.98E-05	7.61E-05	1.67E-05
Xe-135	4.10E-05	9.00E-05	4.35E-05	5.57E-05
Xe-137	3.22E-05	3.14E-04	3.42E-05	2.88E-04
Xe-138	2.00E-04	3.23E-04	2.09E-04	1.08E-04
Ar-41	2.00E-04	2.93E-04	2.11E-04	7.43E-05