

Catawba Nuclear Station Directive 3.7.5 (AS)

Revision No. 2

Date 9-10-84

Approval *[Signature]*

DUKE POWER COMPANY

CATAWBA NUCLEAR STATION

RESPONSE TO BOMB THREAT

1.0 PURPOSE

To provide guidance for the safe and orderly response to bomb threat emergency situations which may endanger the station or station personnel and provide for the subsequent investigation and reporting.

2.0 SPECIFIC RESPONSIBILITIES

2.1 Employee Receiving Threat Call

2.1.1 Respond to call as stipulated in Section 5.1 of this Directive.

2.2 Station Manager

2.2.1 Orders site evacuation depending upon review of circumstances prevailing and establishes assembly locations.

2.2.2 Notify: Appropriate Department/Company Management
Corporate Communications
NRC Region II (404) 221-4503

2.3 Security and Contract Coordinator

2.3.1 Coordinates activities between the Security Force and site/company management.

2.3.2 When time and circumstances permit, order search of the area by Security Force members who are to be augmented by fire brigade personnel.

2.3.3 Notify local law enforcement agencies as appropriate:

York County Sheriff Dept.
FBI - Columbia, SC
SLED - Columbia, SC
SCHP - Rock Hill, SC

(at night or weekends)

2.4 Security Captain

2.4.1 Directs Security Force activities according to situational demands

8411010152 840925
PDR ADOCK 05000413
F PDR

2.5 Security Team Supervisor

- 2.5.1 Receive, review and pass on data from search team leaders.
- 2.5.2 Receive threat call information from Construction foremen on backshifts and pass it on to the Operations Shift Supervisor.
- 2.5.3 Notify Security management as necessary on backshifts.

2.6 Security Force Personnel

- 2.6.1 Conduct search of assigned area and report findings to the Security Team Supervisor.
- 2.6.2 Provide for personnel access control as directed by the Security Team Supervisor.

2.7 Station Personnel

- 2.7.1 In the event of a partial or complete site evacuation, when time and circumstances permit, station personnel will remove all hand carried personal items from their assigned work area.

3.0 REFERENCES

- 3.1 Catawba Nuclear Station Contingency Plan
- 3.2 Catawba Nuclear Station Security Procedures
- 3.3 Catawba Nuclear Station Emergency Plan

4.0 ADDITIONAL INFORMATION

- 4.1 The safe and orderly response to bomb threat situations depends upon the coordination of activities among employees, station management and outside agencies. This coordination will result from the proper education and direction of those involved.

5.0 PROCEDURE

5.1 Receipt of threat

- 5.1.1 As soon as it is determined that the call is related to a bomb threat, turn on the tape recorder.
- 5.1.2 Listen to caller carefully for background sounds, speech defects, accent or repeated words or phrases. Keep caller on the phone as long as possible.
- 5.1.3 Find out as much information as possible about the explosive, such as: type, location, time device is set to go off; and motive for placing the bomb.

5.1.4 Advise the caller that the building is occupied and the detonation of a bomb could result in death or serious injury to many innocent people.

5.1.5 Immediately notify the Security and Contract Coordinator, T. K. Anderson, Security Captain, J. H. Roach or the Shift Supervisor.

5.1.6 Complete the attached form, "Bomb Threat Calls".

5.1.7 Take the tape to the Security Team Lieutenant.

5.2 Security Force Actions

5.2.1 The Security Force will be notified through Security supervision.

5.2.2 Based on the situation, the Security Team Lieutenant will assign areas to be searched by Security Force Members.

5.2.3 All emergency evacuation routes will be searched by security prior to evacuation, if time and circumstances permit.

5.2.4 If no explosive/incendiary device is found by the Security Force Member, he will so report to the Security Team Lieutenant.

The Security Team Lieutenant and Station Management contact will be located in a mutually agreed upon place established at the time of the initial call for security assistance.

5.2.5 If an explosive/incendiary device is located, then the area shall be evacuated, if not already done so, and properly identified and protected against re-entry. The Security Force Member will notify the Security Team Lieutenant. Upon notification, the Bomb Disposal Unit, 48th Ordnance Detachment, Fort Jackson, S.C. will be called.

The Security Force Member will not attempt to clear the explosive.

5.2.6 In the event that an explosive or incendiary device is actuated, the procedures as listed in the Station Contingency Plan and Emergency Plan will be followed.

If there are injuries, Station Directive 2.11.1, Personal Injury Procedure, will be followed.

5.2.7 After completion of the search and it has been determined that there is no bomb, all personnel will be directed to return to their normal work area by the Station Manager.

5.3 Site Evacuation

- 5.3.1 At the time the site evacuation is ordered, the assembly location will be established for each group/section by the person ordering the evacuation.
- 5.3.2 When the evacuation and assembly is complete, the section supervisor will notify the appropriate station management that all subordinates are accounted for.
- 5.3.3 The Security Team Supervisor should be notified of any personnel unaccounted for.
- 5.3.4 All plant visitors will report to the receptionist area upon notification of site evacuation unless directed otherwise by site management.

5.4 Bomb Threat Investigation

- 5.4.1 As soon as practical, security management will initiate an investigation of the incident.
- 5.4.2 York County Sheriff, SLED, FBI assistance will be requested, as appropriate. The site Security Force will provide assistance as necessary to the LLEA with lead responsibility.
- 5.4.3 Security will provide documentation and reports as appropriate.

CATAWBA NUCLEAR STATION
TELEPHONE PROCEDURES
BOMB THREAT CHECKLIST

INSTRUCTION Be calm, courteous and listen; do not interrupt the caller.
Date _____ and Time _____ of call.
Telephone line call received on _____.

QUESTIONS TO ASK:

1. When is the bomb going to explode? _____
2. Where is it right now? _____
3. What does it look like? _____
4. What kind of bomb is it? _____
5. What will cause it to explode? _____
6. Did you place the bomb? _____
7. Why? _____
8. What is your address? _____
9. What is your name? _____

EXACT WORDING OF THE THREAT:

Explosive: _____ Incendiary: _____

Sex of caller _____ Age _____ Race _____ Length of call _____

CALLER'S VOICE:

_____ Calm	_____ Laughing	_____ Lisp	_____ Disguised
_____ Angry	_____ Crying	_____ Raspy	_____ Accent
_____ Excited	_____ Normal	_____ Deep	_____ Familiar
_____ Slow	_____ Distinct	_____ Ragged	_____ If voice is familiar
_____ Rapid	_____ Slurred	_____ Clearing Throat	_____ who did it sound
_____ Soft	_____ Nasal	_____ Deep Breathing	_____ like? _____
_____ Loud	_____ Stutter	_____ Cracking Voice	_____

BACKGROUND SOUNDS:

_____ Street Noises	_____ House Noises	_____ Factory	_____ Local
_____ Crockery	_____ Motor	_____ Machinery	_____ Long Distance
_____ Voices	_____ Office	_____ Animal Noises	_____ Booth
_____ PA System	_____ Machinery	_____ Clear	_____ Other _____
_____ Music		_____ Static	_____

THREAT LANGUAGE:

_____ Well Spoken	_____ Foul	_____ Incoherent	_____ Message read by
_____ (Educated)	_____ Irrational	_____ Taped	_____ threat maker
			_____ Other _____

NOTIFIED:

Security & Contract Coordinator _____	AM-PM;	Operations Shift Supervisor _____	AM-PM
Superintendent of Station Services _____	AM-PM;	Security Team Supervisor _____	AM-PM
Other _____			AM-PM

SIGNATURE _____

DUKE POWER COMPANY
PROCEDURE PREPARATION
PROCESS RECORD

(1) ID No: HP/O/B/1009/19
Change(s) 0 to
0 Incorporated

(2) STATION: Catawba

(3) PROCEDURE TITLE: Emergency Radio System Operation, Maintenance, and
Communication

(4) PREPARED BY: Phillip H. McHammar DATE: 8-27-84

(5) REVIEWED BY: R. D. Kinard DATE: 8-27-84

Cross-Disciplinary Review By: _____ N/R: R. Kinard

(6) TEMPORARY APPROVAL (IF NECESSARY):

By: _____ (SRO) Date: _____

By: _____ Date: _____

(7) APPROVED BY: J. W. G. Date: 8/28/84

(8) MISCELLANEOUS:

Reviewed/Approved By: _____ Date: _____

Reviewed/Approved By: _____ Date: _____

DUKE POWER COMPANY
CATAWBA NUCLEAR STATION
EMERGENCY RADIO SYSTEM OPERATION, MAINTENANCE, AND COMMUNICATION

1.0 PURPOSE

To describe the Emergency Radio System activation, maintenance and use during an emergency event or drill.

2.0 REFERENCES

- 2.1 HP/O/B/1000/06 Emergency Equipment Functional Check and Inventory
- 2.2 HP/O/B/1009/04 Environmental Monitoring for Emergency Conditions within the ten mile radius of Catawba Nuclear Station
- 2.3 PT/O/B/4600/06 Emergency Drills
- 2.4 Crisis Management Plan, Implementing Plans, 5.3.6 Nuclear Technical Services Group
- 2.5 DPC Form 06005, Radio Operators Manual

3.0 LIMITS AND PRECAUTIONS

- 3.1 The Emergency Radio Network is specifically limited to use in an emergency drill, event, or operability check.
- 3.2 The Technical Support Center (TSC) Base Station Remote Radio should be used to support operability checks of "Porta-Mobile" Field Monitoring Team Radios.
 - 3.2.1 Emergency Radio System Base Stations and County/State Coded Squelch Radios are checked for operability by PT/O/B/4600/06 (Reference 2.3).
- 3.3 The following locations have radio capabilities for temporary emergency communications between:
 - 3.3.1 Control Room and Allen Plant Steam Station (Evacuation Point) - Production and Transmission Frequency 47.98 MHz
 - 3.3.2 Nuclear Production PAP (Security Zone #2) or Construction Personnel Access (Security Zone #22) and Security Base Station (located in Control Room) or TSC Security Representative - Dedicated Security Frequency

NOTE: Relay messages through Security radio closest to locations in Step 3.3.2.

- 3.4 Emergency radio system operates on FM low-band dedicated frequency of 48.50 MHz except where noted in Sample Enclosure 5.1.

3.5 Use telephone numbers listed in Sample Enclosure 5.1 as primary communication links between TSC/CMC and the following Evacuation Points:

3.5.1 Allen Steam Station

3.5.2 Transmission Line Maintenance Building

3.6 Use HP/O/B/1009/04 (Reference 2.2) as information guide for field monitoring locations, directions and sampling.

4.0 PROCEDURE

4.1 General Guidance for Emergency Radio Communications

4.1.1 Operate radios in accordance with Duke Power Company "Radio Operators Manual", (Reference 2.5).

4.1.1.1 Use call signs and identifiers listed in Sample Enclosure 5.1.

4.1.1.2 Use Sample Enclosure 5.3 (Examples of Emergency Radio Communications) as format guidance for communications.

4.1.2 Minimize the length of transmissions by using code numbers and/or words listed in Sample Enclosure 5.2 as practicable.

4.1.3 Minimize the number of transmissions by:

4.1.3.1 Speaking slowly and distinctly in a slightly louder than normal voice.

4.1.3.2 Transmitting numbers one digit at a time except when reporting even thousands or time (hundreds of hours) as practicable.

4.1.3.3 Using phonetic alphabet listed in Enclosure 5.2 when transmitting letters or when spelling words.

4.1.4 Precede transmissions with the message "this is a drill" during emergency drills.

4.2 Location of Emergency Radios

4.2.1 Obtain radios from storage locations listed in Sample Enclosure 5.1.

4.3 Emergency Radio System Activation

4.3.1 Base Station Remote Radios

4.3.1.1 Locate antenna lead and plug into modular (telephone-type) receptacle.

4.3.1.2 Select AC switch on Base Station and energize by plugging power cord into AC receptacle.

4.3.1.2.1 Select DC switch on Base Station and energize by connecting DC leads to twin battery pack if AC power is not available.

4.3.2 "Porta-Mobile"/Field Monitoring Team Radios

4.3.2.1 Turn power control switch to "ON" position.

4.3.2.2 Adjust squelch control knob clockwise until static is heard, then turn counterclockwise until static is just eliminated.

4.4 Emergency Radio System Operation

4.4.1 Base Station Remote Radios

4.4.1.1 Press key on microphone and hold to transmit messages; release key to receive transmissions.

4.4.1.2 Select "Intercom Mode" key for communication between the following Base Stations:

4.4.1.2.1 Transmission Line Maintenance Building Base Station Remote.

4.4.1.2.2 Technical Support Center (TSC) Base Station Remote.

4.4.1.2.3 Nearsite Crisis Management Center (CMC) Base Station Remote.

4.4.1.3 Signal County and/or State coded squelch radios to receive specific transmissions by keying the proper encoding numbers listed in Sample Enclosure 5.1.

4.4.1.4 Record sample results received from Field Monitoring Teams on Sample Enclosure 5.4.

4.4.1.5 Route Enclosure 5.4 (Sample Results Received By The Radio Operator From Field Monitoring Teams) to Station Emergency Preparedness Coordinator for disposition as soon as practicable after event/drill is completed.

4.4.2 "Porta-Mobile" FMT Radios

4.4.2.1 Press key on microphone and hold to transmit messages; release key to receive transmissions.

4.4.2.2 Hold microphone to the side of the mouth (at an angle) when transmitting messages.

4.5 Inoperable Radios

4.5.1 Base Station Remotes

4.5.1.1 Contact Station Emergency Preparedness Coordinator to report problems with Base Station radio operation.

4.5.2 "Porta-Mobile"/Field Monitoring Team Radios

4.5.2.1 Refer to HP/O/B/1000/06 (Reference 2.1) for problems with radios normally stored in Health Physics Emergency kits.

4.5.2.2 Use back-up "Porta-Mobile" radios in the event failures occur with primary "Porta-Mobile" radios.

5.0 ENCLOSURES

5.1 Radio Specific Data

5.2 Radio Code Signals

5.3 Examples of Emergency Radio Communications

5.4 Sample of Sample Results received by the Radio Operator from Field Monitoring Teams.

DUKE POWER COMPANY
 CATAWBA NUCLEAR STATION
 HP/O/B/1009/19
 ENCLOSURE 5.1
 RADIO SPECIFIC DATA

BASE STATION REMOTE RADIOS

<u>USLR</u>	<u>STORED</u>	<u>OPERATED</u>	<u>CALL SIGN</u>	<u>IDENTIFIER</u>
1. Technical Support Center				
2. Nearsite CMC (G.O.)				

COUNTY/STATE CODED SQUELCH RADIOS

<u>USER</u>	<u>ENCODING NUMBER</u>	<u>CALL SIGN</u>	<u>IDENTIFIER</u>
1. Gaston County EOC			
2. York County EOC			
3. Mecklenburg County EOC			
4. S.C. State FEOC			
5. N.C. SERT			

FIELD MONITORING TEAM RADIOS

<u>USER</u>	<u>STORED</u>	<u>CALL SIGN</u>	<u>IDENTIFIER</u>
Field Monitoring Team			
1. Field Monitoring Team			
2. Field Monitoring Team			
3. Field Monitoring Team			
4. Field Monitoring Team			
5. Helicopter Team			

TEMPORARY EMERGENCY USE RADIOS

<u>USER</u>	<u>TYPE RADIO</u>	<u>CALL SIGN</u>	<u>IDENTIFIER</u>	<u>FREQUENCY</u>	<u>TELEPHONE NUMBERS</u>
1. Allen Steam Station	Base Station				
2. Newport Transmission Line Maint. Bldg.	Base Station				
3. Security (Constr. Personnel Access)	Handie-Talkie				
4. Security (Nuc. Prod. PAP)	Handie-Talkie				
5. Security (Control Room)	Base Station				
6. Security (TSC Representative)	Handie-Talkie				

DUKE POWER COMPANY
CATAWBA NUCLEAR STATION
HP/O/B/1009/19
ENCLOSURE 5.1
RADIO SPECIFIC DATA

LEGEND: EOC - Emergency Operations Center
FEOC - Forward Emergency Operations Center
SERT - State Emergency Response Team
CMC - Crisis Management Center
PAP - Personnel Access Portal
WC - Wachovia Center Offices

DUKE POWER COMPANY
CATAWBA NUCLEAR STATION
HP/O/B/1009/19
ENCLOSURE 5.2
RADIO CODE SIGNALS

CODE NUMBERS

- 1- Reporting On
- 2- Reporting Off
- 3- Stand By
- 4- VIP or Outsider Present
- 5-
- 6-
- 7- Message Received and Understood or "Yes"
- 8- Repeat (Message not understood)
- 9- Call.....By Phone
- 10- Read (Reread) Meter
- 11- Relay Message to
- 12- Fire (Give location)
- 13- Check for Trouble
- 14- Nothing for You
- 15- Give Your Location
- 16- Trouble Cleared
- 17- Cancel Call
- 18-
- 19-
- 20- Radio Test (How do you receive my signal?)
- 21- Request Assignment (Do you have anything for me?)
- 22-
- 23-
- 24- I Have an Emergency Situation. Please Give Location. How Long Will It
Take for You to Get into the Clear?
- 25-
- 26-
- 27-
- 99- EMERGENCY ASSISTANCE NEEDED AT
(Give location)(Use only when serious threat to life or safety exists)

CODE WORDS

OVER	-	End of conversation and awaiting reply
OUT	-	End of transmission and no answer is expected
CLEAR	-	End of transmission and no answer is expected
NEGATIVE	-	No or incorrect
ROGER	-	Affirmative or Yes
STAND-BY	-	Wait for further information or instructions
SAY AGAIN	-	Repeat last transmission
WRONG	-	Message is being repeated back incorrectly
WAIT	-	Pause for a few seconds

PHONETIC ALPHABET

A - Alpha	N - November
B - Bravo	O - Oscar
C - Charlie	P - Papa
D - Delta	Q - Quebec
E - Echo	R - Romeo
F - Foxtrot	S - Sierra
G - Golf	T - Tango
H - Hotel	U - Uniform
I - India	V - Victor
J - Juliette	W - Whiskey
K - Kilo	X - X-Ray
L - Lima	Y - Yankee
M - Mike	Z - Zulu

DUKE POWER COMPANY
CATAWBA NUCLEAR STATION
HP/O/B/1009/19
ENCLOSURE 5.3
EXAMPLES OF EMERGENCY RADIO COMMUNICATIONS

NOTE: The following call signs and identifiers are for example only.

5.3.1 Example of Base Station Signing On:

BASE:
BASE:

MOBILE:
BASE:
MOBILE:
BASE:

5.3.2 Example of Field Monitoring Team Signing On:

MOBILE:
BASE:
MOBILE:
BASE:
MOBILE:

5.3.3 Example of Field Monitoring Team Reporting Data:

MOBILE:
BASE:
MOBILE:

BASE:

NOTE: DATA is recorded by base station radio operator
on Enclosure 5.5 of Procedure CP/O/B/4003/01.

5.3.4 Example of Base Station Operator Dispatching Field Monitoring
Team to New Sampling Location:

BASE:
MOBILE:
BASE:

MOBILE:
BASE:

DUKE POWER COMPANY
CATAWBA NUCLEAR STATION
HP/O/B/1009/19
ENCLOSURE 5.3
EXAMPLES OF EMERGENCY RADIO COMMUNICATIONS

5.3.5 Example of Field Monitoring Team Signing Off:

MOBILE:

BASE:

MOBILE:

BASE:

NOTE:

5.3.6 Example of Communication Check:

BASE:

BASE:

MOBILE:

BASE:

MOBILE:

BASE:

DATE _____ RADIO OPERATOR _____

[illegible]

DUKE POWER COMPANY
PROCEDURE PREPARATION
PROCESS RECORD

(1) ID No: RP/O/A/5000/10
Change(s) 2 to
3 Incorporated


- (2) STATION: CATAWBA
- (3) PROCEDURE TITLE: CONDUCTING A SITE ASSEMBLY OR EVACUATION
- (4) PREPARED BY: Mike Bolch DATE: Sept. 14, 1984
- (5) REVIEWED BY: Peter S. Schrey DATE: 9-17-84
Cross-Disciplinary Review By: W. K. K. K. N/R: 9-17-84
- (6) TEMPORARY APPROVAL (IF NECESSARY):
By: _____ (SRO) Date: _____
By: _____ Date: _____
- (7) APPROVED BY: J. W. L. Date: 9/17/84
- (8) MISCELLANEOUS:
Reviewed/Approved By: _____ Date: _____
Reviewed/Approved By: _____ Date: _____

DUKE POWER COMPANY
CATAWBA NUCLEAR STATION
CONDUCTING A SITE ASSEMBLY OR EVACUATION

1.0 SYMPTOMS

- 1.1 A Site Assembly is an occurrence that warrants the accountability of all personnel on site for reasons of personnel safety or for dissemination of information.
 - 1.1.1 Alert, if plant conditions are rapidly degrading.
 - 1.1.2 Site Area Emergency or General Emergency.
 - 1.1.3 Other plant conditions that, in the opinion of the Shift Supervisor/Emergency Coordinator, warrant a precautionary assembly.
 - 1.1.4 Radiation levels in unrestricted areas of > 2 mr/hr.
 - 1.1.5 Auxiliary Building Airborne Radiation Levels
 - 1.1.5.1 Airborne Radiation Levels $> 1 \times 10^6$ cpm by EMF-41.
- 1.2 A Site Evacuation is an occurrence that necessitates the evacuation of non-essential personnel for reasons of safety.
 - 1.2.1 Site Area Emergency, if plant conditions are rapidly degrading.
 - 1.2.2 General Emergency.
 - 1.2.3 Other plant conditions that, in the opinion of the Shift Supervisor/Emergency Coordinator, warrant a precautionary evacuation.

2.0 IMMEDIATE ACTIONS

- 2.1 Site Assembly
 - 2.1.1 Contact the Security Shift Lieutenant or Clerk at extension  to inform them that a Site Assembly is being initiated.
 - 2.1.2 The Shift Supervisor or delegate shall sound a twenty second blast of the Site Assembly alarm and make the following announcement on the plant page system:

"This is the Shift Supervisor, this is a Site Assembly.
This is a Site Assembly. There is/are

What
in/at _____
Where

All personnel and visitors report to their assembly
points (parking lot if a bomb threat)."


NOTE: Assembly points are listed in Station Directive 3.0.7.

2.1.3 Repeat 2.1.2 in full.

2.2 Site Evacuation (Must be preceded by a Site Assembly)

2.2.1 Choosing an Evacuation-Relocation Site

2.2.1.1 Contact Health Physics Duty Supervisor for
assistance in assessing the radiological hazard
associated with the evacuation.

Plant pager no. 

2.2.1.2 Site Alpha (Transmission Line Maintenance
Warehouse, Newport, S.C.) is located
4.8 miles SW of the plant.

2.2.1.3 Site Bravo (Allen Steam Station, Belmont, N.C.)
is located 10 miles NNE of the plant.

2.2.1.4 Choose the site most opposite the direction
that the wind may be carrying any expected
release. See Enclosure 4.1.

2.2.2 Contact the Evacuation Coordinator listed in Station
Directive 3.8.4, Enclosure 1, to inform him that an
Evacuation is being initiated. The Key to Site Alpha
is kept at the Security Office in the PAP.

2.2.3 The Shift Supervisor or delegate shall sound a twenty
second blast of the Site Evacuation alarm and make
the following announcement on the plant page system:

"This is the Shift Supervisor, this is a Site Evacuation.
This is a Site Evacuation. All non-essential personnel
proceed to Site Alpha/Bravo."

2.2.4 Repeat 2.2.3 in full.

3.0 SUBSEQUENT ACTIONS

3.1 Notification For Site Evacuation:

3.1.1 Notify the York County Sheriff's Department or the S.C.
Highway Patrol to assist in traffic control. (Station
Security shall direct traffic until their arrival.)

- A. York County Sheriff
- B. S.C. Highway Patrol

3.1.2 Notify the chosen Evacuation-Relocation Site of the expected arrival of personnel. (You may use the P&T [Dispatcher's] Radio if the telephone system is inoperable.)

- A. Alpha - Transmission Line
Maintenance Warehouse
- B. Bravo - Allen Steam Station

3.2 Continue to repeat Step 2.1.2 or 2.2.3 at 5-minute intervals until notification that the Site Assembly/Evacuation has been completed.

3.3 Securing from a Site Assembly

3.3.1 The Shift Supervisor or delegate shall make the following announcement on the plant page system:

"This is the Shift Supervisor, Secure from Site Assembly.
Secure from Site Assembly."

3.3.2 Repeat 3.3.1 in full.

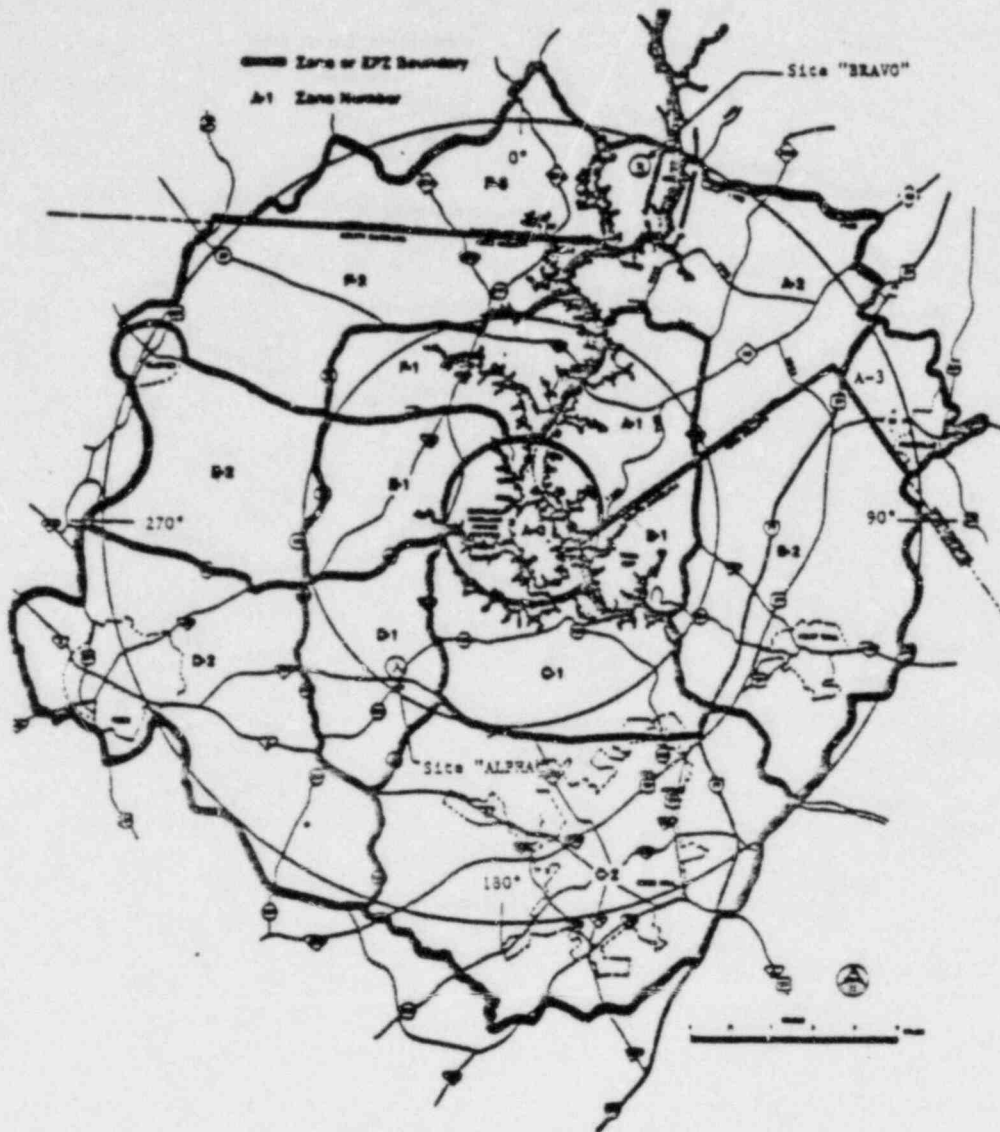
3.4 Securing from a Site Evacuation

3.4.1 The Emergency Coordinator/Shift Supervisor or Recovery Manager at the CMC shall notify the Evacuation Coordinator at the Evacuation-Relocation Site when evacuated personnel can return to their work location.

4.0 ENCLOSURE

4.1 Wind Direction Determination

WIND DIRECTION DETERMINATION



If wind speed is < 5 MPH then use Site Bravo.

If wind speed is ≥ 5 MPH then select from the following table:

WIND DIRECTION FROM	USE THIS SITE
145° to 255°	ALPHA
350° to 360° & 0° to 100°	BRAVO

For wind direction between the stated values use the Shift Supervisor's opinion.

NOTE: Wind Direction is always stated FROM X° a given direction.

Example: 180° Wind is From 130° blowing toward 0°.

DUKE POWER COMPANY
PROCEDURE PREPARATION
PROCESS RECORD

(1) ID No: RP/O/B/5000/13
Change(s) 1 to
2 Incorporated

- (2) STATION: CATAWBA
- (3) PROCEDURE TITLE: NRC NOTIFICATION REQUIREMENTS
- (4) PREPARED BY: Mike Bolch DATE: Sept. 14, 1984
- (5) REVIEWED BY: Peter H. LeRoy DATE: 9-17-84
Cross-Disciplinary Review By: [Signature] N/R: 9-17-84
- (6) TEMPORARY APPROVAL (IF NECESSARY):
By: _____ (SRO) Date: _____
By: _____ Date: _____
- (7) APPROVED BY: [Signature] Date: 9/17/84
- (8) MISCELLANEOUS:
Reviewed/Approved By: _____ Date: _____
Reviewed/Approved By: _____ Date: _____

DUKE POWER COMPANY
CATAWBA NUCLEAR STATION
NRC NOTIFICATION REQUIREMENTS



1.0 SYMPTOMS

- 1.1 Plant conditions requiring NRC notification in accordance with:
10 CFR50.72, 10 CFR20.205, 10 CFR20.403, and 10 CFR73.71.
 - 1.1.1 Immediate, 1 Hour and 4 Hour Notifications.
 - 1.1.2 24 Hour Notifications for Operating License Condition Deviations.
- 1.2 See Enclosure 4.1 for determination of appropriate notification requirement.

2.0 IMMEDIATE ACTIONS

- 2.1 Complete one of the following enclosures:
 - 2.1.1 Enclosure 4.2 "Checklist for Significant Event Notification"
 - or
 - 2.1.2 Enclosure 4.3 "Report of Serious Physical Security Events"

When reporting from Section 4.1.2.7 of Enclosure 4.1

NOTE: No Enclosure for reporting to Region II from Section 4.1.1.5 of Enclosure 4.1
- 2.2 Notify the NRC Operations Center by the following means:
 - 2.2.1 Primary - Emergency Notification System Phone
 - or
 - 2.2.2 Alternate 
- 2.3 Notify the NRC Region II Office at  of any event listed in Section 4.1.1.5 of Enclosure 4.1.

3.0 SUBSEQUENT ACTIONS

- 3.1 Provide follow-up notification as described below:
 - 3.1.1 Emergency Classes
 - 3.1.1.1 Any further degradation in level of safety of the plant including those that require declaration of any Emergency Class, if such a declaration has not been previously made.

or

3.1.1.2 Any change in the Emergency Class

or

3.1.1.3 Termination of the Emergency

3.1.2 Results of ensuing evaluations or assessments of plant conditions

3.1.3 Effectiveness of response or protective measures taken

3.1.4 Information related to plant behavior that is not understood

3.2 Maintain an "Open", continuous, communications channel with the NRC Operations Center, upon request by the NRC.

3.3 Notify the following individuals within 4 hours:

NOTE: The requirement for direct notification in this paragraph is for all events NOT INVOLVING the declaration of an EMERGENCY CLASS. For all Emergency Plan notifications the station Licensing & Projects Engineer is responsible for notifying the NRC Resident Inspector.

3.3.1 Licensing & Projects Engineer

Primary

C. L. Hartzell

Office:

Home:

or

Alternate

P. G. LeRoy

Office:

Home:

or

3.3.2 NRC Resident Inspector

Primary

P. H. Skinner

Office:

Home:

or

Alternate

P. K. VanDoorn

Office:

Home:

3.4 Upon completion of this procedure, attach a completed Procedure Process Record Form and forward to the Licensing & Projects Engineer for review prior to submission to Master File.

4.0 ENCLOSURES

4.1 Events Requiring NRC Notification

4.2 Checklist for Serious Event Notification

4.3 Report of Serious Physical Security Events

4.1.1 Events Requiring "IMMEDIATE NOTIFICATIONS":

Immediately after notification to states and counties and
not later than one hour after the time the Emergency Class
was declared.

4.1.1.1 The declaration of any of the Emergency Classes
specified in the Catawba Emergency Plan

and

4.1.1.2 Any change from one Emergency Class to another

or

4.1.1.3 Termination of the Emergency

4.1.1.4 For any incident involving byproduct, source or
special nuclear material which may have caused or
threatens to cause the following:

4.1.1.4.1 Individual Exposure

≥ 25 Rem Whole Body

or

≥ 150 Rem Skin of Whole Body

or

≥ 375 Rem Extremities

4.1.1.4.2 Release of radioactive material in
concentration which if averaged over a
24 hour period would exceed 5,000 times
the applicable concentration of the
limits specified in 10 CFR 20,
Appendix B, Table II.

4.1.1.4.3 Loss of one working week or more of the
operation of any unit.

4.1.1.4.4 Damage to property in excess of \$200,000.

- 4.1.1.5 Notification to NRC Regional Office, Region II, Atlanta, GA. (see Step 2.3). Receipt of a package of radioactive materials with:

4.1.1.5.1 $>0.01 \text{ uCi}/100\text{cm}^2$ loose radioactive material on the external surface

or

4.1.1.5.2 $>200 \text{ MR/hr.}$ on external surface

or

4.1.1.5.3 $>10 \text{ MR/hr.}$ at three (3) feet from the external surface

4.1.2 Events Requiring "ONE HOUR REPORTS":

As soon as practical and within one hour of the occurrence.

- 4.1.2.1 The initiation of any nuclear plant shutdown required by Technical Specifications (i.e. Safety Limit Violation)

- 4.1.2.2 Any deviation from a plant License Condition or Technical Specification authorized in 10CFR50.54(x).
(Licensee may take reasonable action that departs from a license condition or a technical specification in an emergency when this action is immediately needed to protect the health and safety of the public and no action consistent with license conditions and technical specifications that can provide adequate or equivalent protection is immediately apparent.)

- 4.1.2.3 Any event or condition during operation that results in the condition of the plant, including the principle safety barriers, being seriously degraded, or results in the plant being:

4.1.2.3.1 In an unanalyzed condition that significantly compromises plant safety.

4.1.2.3.2 In a condition that is outside the design basis of the plant.

4.1.2.3.3 In a condition not covered by the plant's operating and emergency procedures.

- 4.1.2.4 Any event that results or should have resulted in Emergency Core Cooling System (ECCS) discharge into the reactor coolant system as a result of a valid signal.

- 4.1.2.5 Any event that results in a major loss of emergency assessment capability, offsite response capability, or communications capability (e.g., significant portion of control room indication, Emergency Notification System or Offsite Notification System).
- 4.1.2.6 Any natural phenomenon or other external condition or any event that poses an actual threat to the safety of the plant or significantly hampers site personnel in the performance of duties necessary for the safe operation of the plant, including fires, toxic gas releases or radioactive releases.
- 4.1.2.7 Safeguard events as determined by Security personnel and Station Management.
 - 4.1.2.7.1 A trace investigation of a lost or unaccounted for shipment pursuant to 10 CFR 73.27.
 - 4.1.2.7.2 An attempt (actual or suspected) to commit a theft or unlawful diversion of Special Nuclear Material.
 - 4.1.2.7.3 Any event which significantly threatens or lessens the effectiveness of the physical security system Uncompensated one (1) hour safeguards events
 - a. Confirmed Intrusion or Sabotage attempt (explicit threat).
 - b. Attempted entry of unauthorized incendiary devices into Protected Area.
 - c. Bomb Threat/Extortion Threat (Explicit Threat, includes entry into vital area(s)).
 - d. Mass Demonstration, Picketing, Civil Disturbance (Explicit Threat, Event occurs inside the Protected Area).
 - e. Loss of both CAS/SAS (Major loss of physical security effectiveness).
 - f. Loss of Offsite Communications to LLEA (Local Law Enforcement Agency).
 - g. Loss or Degradation of Power Supply to Security Systems.

- h. Unavailability of minimum number of Security Force Members.
- i. Decreased effectiveness of the Physical Barriers (Vital or Protected Area) creating a major loss of physical security effectiveness.

4.1.3 Events Requiring "FOUR HOUR REPORTS"

As soon as practical and within four hours of the occurrence.

- 4.1.3.1 Any event found while the reactor(s) is/are shutdown, that had it been found while the reactor(s) was/were in operation would have resulted in the plant, including its principle safety barriers, being seriously degraded or being in an unanalyzed condition that significantly compromises plant safety.
- 4.1.3.2 Any event or condition that results in manual or automatic activation of any Engineered Safety Feature (ESF), including the Reactor Protection System (RPS). (However, activation of an ESF including the RPS, that results from and is part of the preplanned sequence during testing or reactor operation need not be reported).
- 4.1.3.3 Any event or condition that alone could have prevented the fulfillment of the safety function of structures or systems that are needed to:
 - 4.1.3.3.1 Shutdown the reactor and maintain it in a safe shutdown condition.
 - 4.1.3.3.2 Remove residual heat.
 - 4.1.3.3.3 Control the release of radioactive material.
 - 4.1.3.3.4 Mitigate the consequences of an accident.

- 4.1.3.4 Any airborne radioactive release that exceeds 2 times the applicable concentrations of the limits specified in 10CFR20, Appendix B, Table II in unrestricted areas when averaged over a time period of one hour.
- 4.1.3.5 Any liquid effluent release that exceeds 2 times the limiting combined MPC (See 10CFR20, Appendix B, Note 1.) at the point of entry into the receiving water (unrestricted area) for all radionuclides except tritium and dissolved noble gases, when averaged over a time period of one hour. (Immediate Notifications made under this requirement also satisfy the requirements of 10CFR20.403, Paragraph (a)(2) and (b)(2)). (See 4.1.1.4.2).
- 4.1.3.6 Any event requiring the transport of a radioactively contaminated person to an offsite medical facility for treatment.
- 4.1.3.7 Any event or situation, related to the health and safety of the public or onsite personnel, or protection of the environment, for which a News Release is planned

or

Notification to Other Government Agencies has been or will be made. Such an event may include an onsite fatality or inadvertent release of radioactively contaminated materials.

- 4.1.4 Operating License Conditions Deviations Requiring "24 Hr. Notifications":

- 4.1.4.1 Refer to Operating License

4.1.4 Follow-up Notifications

4.1.4.1 During the course of the event, report:

4.1.4.1.1 Any further degradation in the level of safety of the plant or other worsening plant conditions, including those that require the declaration of any of the Emergency Classes, if such a declaration has not been previously made

or

Any change in the Emergency Class

or

Termination of the Emergency.

4.1.4.1.2 The results of ensuing evaluations or assessments of plant conditions

4.1.4.1.3 The effectiveness of response or protective measures taken.

4.1.4.1.4 Information related to plant behavior that is not understood.

CHECKLIST FOR SIGNIFICANT EVENT NOTIFICATION

Complete the applicable portions of this enclosure and transmit to the NRC Operations Center as required by Enclosure 4.1.

State the following to the NRC Operations Center:

"THIS NOTIFICATION IS MADE IN ACCORDANCE
WITH 10CFR50.72. THIS IS DUKE POWER
COMPANY'S CATAWBA NUCLEAR STATION IN
NRC REGION II MAKING THE NOTIFICATION."

1. A. My Name is: _____ My title is: _____
I can be called-back at _____
B. "Your Name Please" _____
2. Time of Notification _____ Event Time _____ EDT.
Event Date / /
 M D Y
3. This Notification is: Check appropriate box(s).
 - a. ☐ -Emergency Plan Declaration ☐ -Other Immediate Notification
☐ - Notification of Unusual Event
☐ - Alert
☐ - Site Area Emergency
☐ - General Emergency
 - b. ☐ -A "ONE-HOUR" Notification
 - c. ☐ -A "FOUR-HOUR" Notification
 - d. ☐ -A "24-HOUR" Notification
4. Event description and cause:

5. Plant Status:

- a. Unit affected: 1/2/Both.
- b. Power prior to event: _____
- c. Power at time of report: _____
- d. Unit tripped: yes/no. Initiating Trip Signal: _____
- e. Mode description: _____
- f. ESF Actuation: yes/no.
- g. Safety Injection or ECCS: yes/no Initiating Signal _____
- h. Primary System Temperature: ^tHot _____,
^tCold _____
- i. NC Flow: yes/no, NC Pump Status: A: on/off, B: on/off,
C: on/off, D: on/off.
- j. Heat Sink: _____
- k. Pressurizer Level: _____
- l. Steam Generator Level(s): A _____ B _____ C _____ D _____
- m. Feedwater Status: Main _____ Aux _____
- n. Containment Pressure: _____ Sump Level: _____
- o. Equipment Failures (Include Status of Safety Systems): _____

- p. Electrical Power Supplies available:
Normal Offsite: yes/no,
Busses/Loads Lost: _____
D/G Running: yes/no, Loaded: yes/no

6. Status of unaffected unit: _____

7. Radioactive Release: yes/no (If yes complete this paragraph)

- a. Release: Liquid/Gas
- b. Location/Source: _____

- c. Release Rate: _____

- d. Duration of Release: _____
- e. Stopped: yes/no
- f. Monitored: yes/no
- g. Estimated Amount Released: _____

- h. Affected Plant/Offsite areas affected: _____

i. Areas Evacuated: _____

j. Other Actions Taken _____

8. Other major problems (Include anything unusual or not understood):

9. Planned actions/Press releases/Emergency Centers activated: _____

10. Outside Agency/Personnel Notified:

Counties: _____, State(s): _____

York	<u>yes/no</u>	N.C.	<u>yes/no</u>
Gaston	<u>yes/no</u>	S.C.	<u>yes/no</u>
Mecklenburg	<u>yes/no</u>		

NRC Resident: yes/no

Corporate Headquarters: yes/no,

Others:

REPORT OF SERIOUS PHYSICAL SECURITY EVENTS

DATE/TIME OF NOTIFICATION _____

NRC PERSON NOTIFIED _____

State the following to the NRC Operations Center:

"THIS NOTIFICATION IS MADE IN ACCORDANCE WITH
10CFR73.71. THIS IS DUKE POWER COMPANY'S
CATAWBA NUCLEAR STATION IN NRC REGION II MAKING
THE NOTIFICATION".

My Name is: _____ My title is: _____

I can be reached at _____

1. *DATE OF OCCURRENCE: _____ 3.*POWER LEVEL OF UNITS:

2. *TIME OF OCCURRENCE: _____ Unit 1 _____
Unit 2 _____

*If date and time of occurrence are not known, indicate the date and time of
discovery.

4. DESCRIPTION OF EVENT: _____

5. SECURITY RESPONSE/COMPENSATORY MEASURES
ESTABLISHED: _____

6. LLEA (Local Law Enforcement Agency) NOTIFIED? YES ____ NO ____
(If Yes, name organization and telephone number) _____

7. VITAL AREA(S) AFFECTED? YES ____ NO ____
Description of Equipment Systems Affected _____

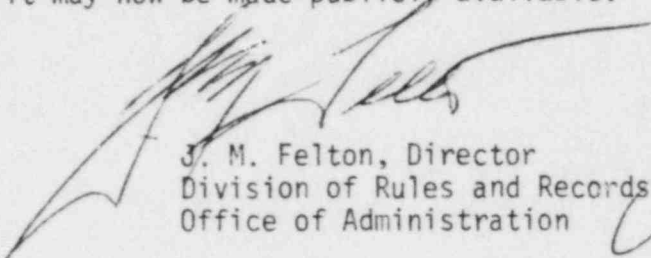
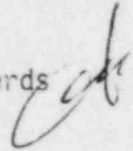


UNITED STATES
NUCLEAR REGULATORY COMMISSION
WASHINGTON, D. C. 20555
October 23, 1984

50-413/414 Catawba

MEMORANDUM FOR: Chief, Document Management Branch, TIDC
FROM: Director, Division of Rules and Records, ADM
SUBJECT: REVIEW OF UTILITY EMERGENCY PLAN DOCUMENTATION

The Division of Rules and Records has reviewed the attached document and has determined that it may now be made publicly available.


J. M. Felton, Director
Division of Rules and Records
Office of Administration 

Attachment: As stated