

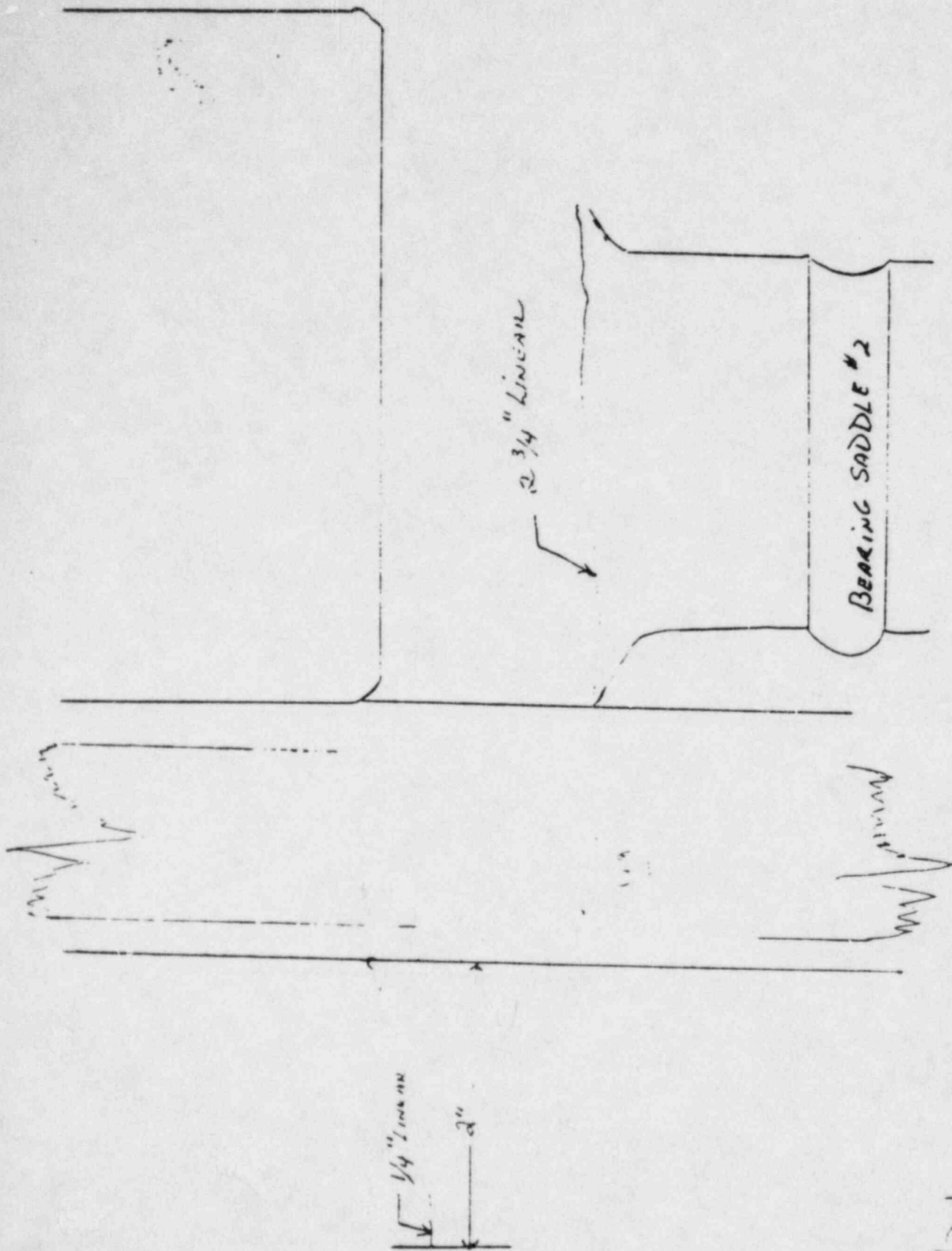
MAGNETIC PARTICLE EXAMINATION REPORT

A. MATERIAL		TYPE <u>CS</u>	FABRICATED PROCESS	<input type="checkbox"/> WELDED	<input checked="" type="checkbox"/> CAST	<input type="checkbox"/> WORKED
		GEOMETRY	<input type="checkbox"/> PIPE	<input type="checkbox"/> PLATE	<input type="checkbox"/> ROD	<input checked="" type="checkbox"/> OTHER: <u>PIPE</u>
CROSS SECTION THICKNESS	MAX <u>1.5</u> MIN <u>1.5</u>	PIPE DIA. <u>1.5</u>	SURFACE CONDITION	<input type="checkbox"/> MACHINED	<input type="checkbox"/> GROUND	<input checked="" type="checkbox"/> AS FABRICATED
B. NDE PROCEDURE NO. <u>7</u>		MWR, RR <u>54-1780</u> NO. <u>100-107-200</u>	EQUIPMENT I.D. S/N <u>0-50 1012 P-1</u> MATE NO. <u>572</u>			
TECHNIQUE	<input type="checkbox"/> PRODS <input checked="" type="checkbox"/> YOKE <input type="checkbox"/> COIL <input type="checkbox"/> OTHER					
CURRENT	<input checked="" type="checkbox"/> AC <input type="checkbox"/> DC <input type="checkbox"/> HV/DC <input type="checkbox"/> 10 15 PLATE <input type="checkbox"/> 40 15 PLATE					
AMPS <u>0.4</u> AMPS. PER. IN. <u>1.5</u>		PROD SPACING YOKE <u>1.5</u> PRODS <u>1.5</u>				
MATERIALS	<input type="checkbox"/> DRY <input checked="" type="checkbox"/> WET BRAND/DESIGNATION <u>Batch #530036</u>					
SKETCH OR OTHER DETAIL: USE OTHER SIDE IF NECESSARY <u>See attached sheets</u>						
8412130290 841101 PDR ADOCK 05000322 G PDR						
C. EVALUATION		REPORT BELOW THOSE INDICATIONS OBSERVED AND THE PERTINENT INFORMATION REQUIRED. WHERE ADDITIONAL SPACE IS REQUIRED USE OTHER SIDE				
LOCATION	SIZE (INCHES)	DESCRIPTION	ACTION (ACCEPT/REJECT, AND COMMENT AS NECESSARY)			
1	<u>See attached sheets</u>	<u>See attached sheets</u>	<u>See attached sheets</u>			
2	<u>1.5</u>	<u>1.5</u>	<u>1.5</u>			
3	<u>1.5</u>	<u>1.5</u>	<u>1.5</u>			
4	<u>1.5</u>	<u>1.5</u>	<u>1.5</u>			
D. ACCEPTANCE CRITERIA	<u>ACE 72 para - 22</u>		OPERATOR <u>W. French</u>	LEVEL <u>1</u>	DATE <u>9/20/84</u>	
E. ATTEST	<u>William French</u>		<u>9/20/84</u>			

COMPONENT I.D.

SYSTEM

PLANT/LOCATION



(2)

Inspector/Date

1.00 0.00 9/20/84

MAGNETIC PARTICLE INSPECTION RESULTS OF 1R43* EDG 108 CAM GALLEY AREA #1 CYLINDER AREA
 TYPE PARTICLE USED: WET METHOD (FLUORESCENT), EQUIPMENT: YOKO



1 3/4" Linear
 2 1/2" Linear

Bearing Saddle # 3

(3)

Inspector/Date
 Victor G. [Signature] 11/20/81

Magnetic Particle Inspection Results of 1843# IDE-101, Cam Galling Area #2 cylinder AREA
 VPE Particle used: Wet method (Fluorescent) Equipment: Yoke

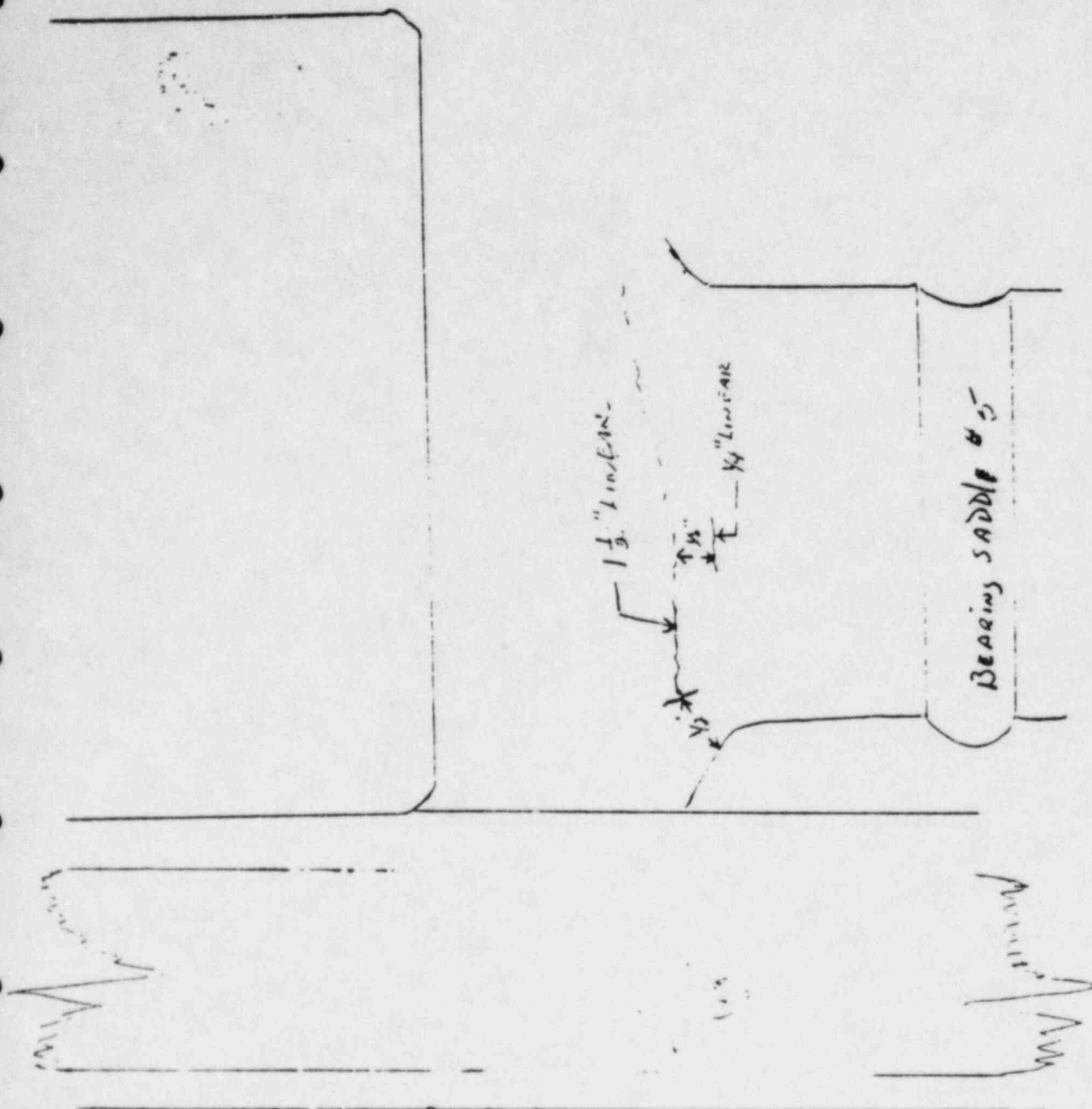
5

Director
V. S. S. S.

MAGNETIC PARTICLE LIXATION RESULTS OF MPT
TYPE PARTICLE WET METHOD (FLUORESCENT) EQUIPMENT: YOKO

Can Gally Area #4 cylinder 200

THE NEW YORK PUBLIC LIBRARY



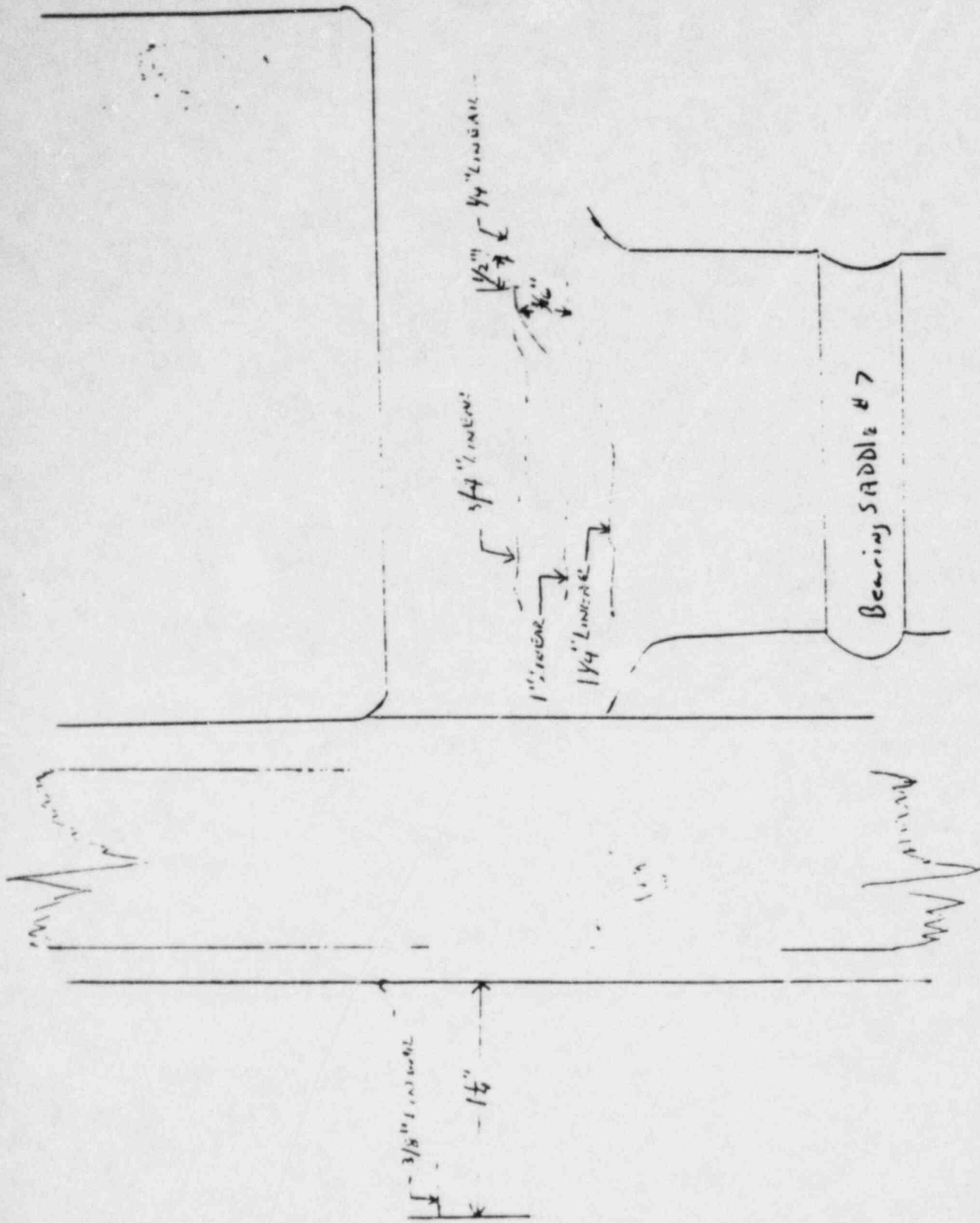
25 cylinder 2200

MAgnetic Particle Inspection Results of 1R43 MEDG-

TYPE Particle used: Yoke
Equipment:

THE

(7)




Inspector/Date
~~John Doe~~ 7/30/89

MAGNETIC PARTICLE INSPECTION RESULTS OF 1R43* EDG 101 CAM GALLEY AREA #6 CYLINDER AREA
TYPE PARTICLE USED: WET METHOD (FLUORESCENT)

EQUIPMENT: YONE

DATE: 7/30/89



1/16" line
25"

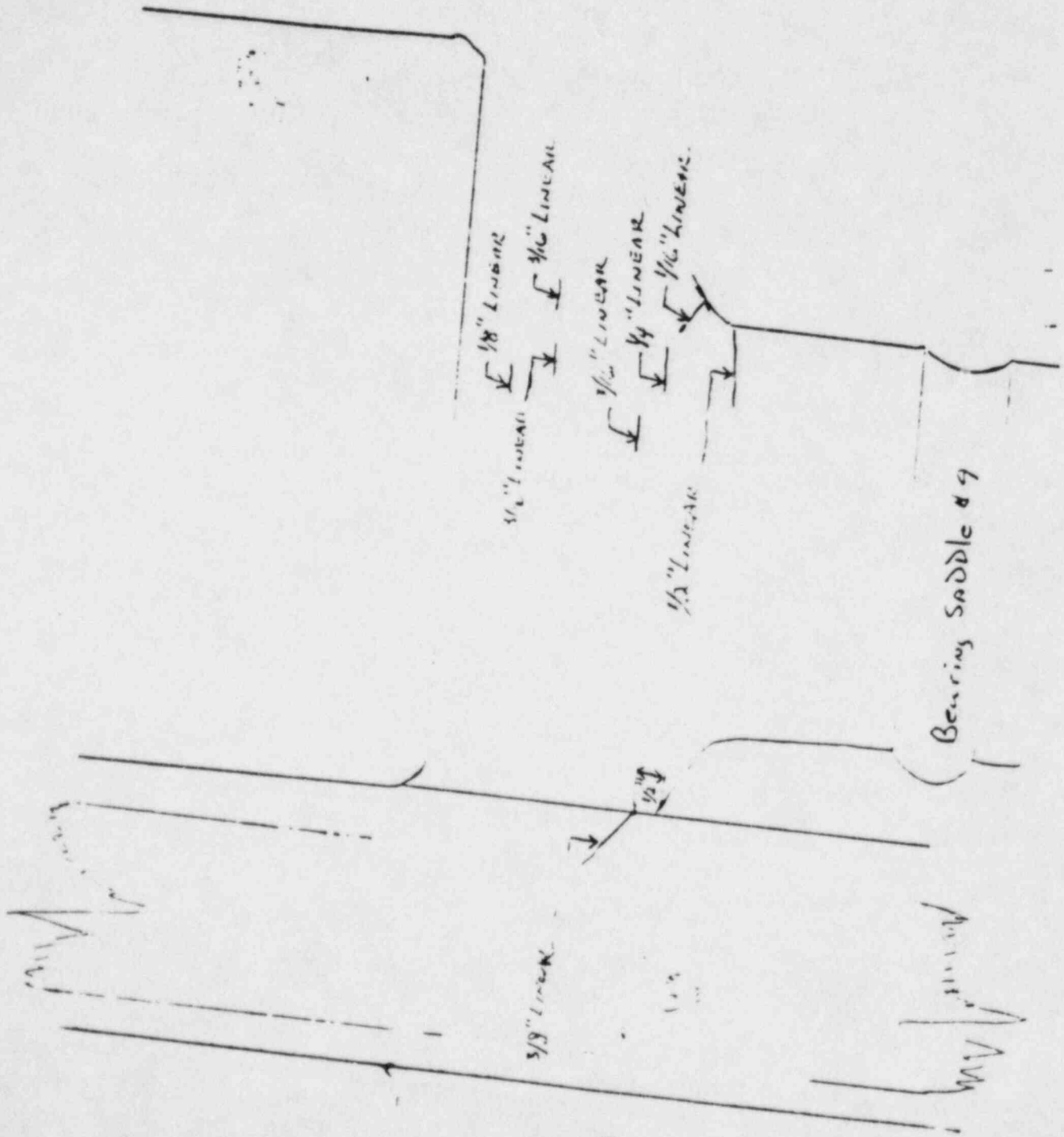
(8)

Inspector Date
[Signature] 9/20/84

MAGNETIC PARTICLE INSPECTION RESULTS OF RYB WEDGEL 1 CYLINDER AREA # 7 CYLINDER AREA

TYPE PARTICLE USED: WET METHOD (FLUORESCENT)

EQUIPMENT: Yoke



(9)

U.S. PAT. OFF. 1243420-101 (Am. Valley Area & 8 C.V. 1000)