



THE UNIVERSITY OF TEXAS AT AUSTIN

Vice President for Academic Affairs and Research
Main Building 201 • Austin, Texas 78712-1111

50-602

November 9, 1984

Mr. Harold Denton
Director of Nuclear Reactor Regulation
U.S. Nuclear Regulatory Commission
Washington, D.C. 20555

c/o Standardization and Special Projects Branch

Dear Sir:

An application is hereby made for the construction permit and operating license for a TRIGA research reactor facility to be operated by The University of Texas at Austin. Activities currently performed under NRC license R-92 are to be relocated from the current site location on The University of Texas at Austin campus to The University of Texas Balcones Research Center, also located in Austin, Texas. Request for facility construction and operation is according to 10CFR50.30.

The enclosed request includes the following documents:

<u>Section</u>	<u>Item</u>	<u># of copies</u>
10CFR50.33	General Information	19
10CFR50.34	Safety Analysis Report	19
10CFR50.36	Technical Specifications	19
10CFR50.34	Emergency Plan	19
10CFR51.5	Environmental Impact	19
10CFR50.34	Physical Security Plan	0

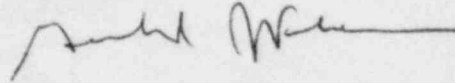
8412120137 841109
PDR ADOCK 05000602
A PDR

A020
3/19

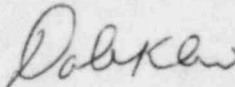
Mr. Harold Denton
November 9, 1984
Page Two

The Physical Security Plan will be sent by separate letter as controlled material. A separate submittal will be made for the termination of the current R-92 license.

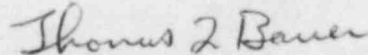
Sincerely,



Gerhard J. Fonken
Vice President for
Academic Affairs and Research



Dale E. Klein
Director, Nuclear Engineering
Teaching Laboratory

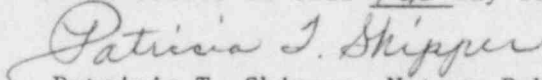


Thomas L. Bauer
Assistant Director
Nuclear Engineering Teaching
Laboratory

GJF:DEK:bb
Enclosures

cc: P.T. Flawn
G.C. Franklin
H.A. Walls
E.F. Gloyna
H.G. Rylander
H.L. Marcus
B.J. Broadus

Sworn before me this 9th day of November, 1984.



Patricia T. Skipper, Notary Public,
State of Texas, Travis County

General Information

a.) Name of Applicant

Principal organization:

The University of Texas at Austin
College of Engineering

Principal subdivision

Nuclear Engineering Teaching Laboratory (NETL)
Mechanical Engineering Department

b.) Address of Applicant

Principal address

The University of Texas at Austin
Austin, Texas 78712

Correspondence to:

Dr. Dale Klein - Director, NETL
or

Dr. Thomas L. Bauer - Assistant Director, NETL
Mechanical Engineering Department, ETC II 5.162

c.) Applicants Business

A public educational institution of education operated
by the State of Texas for the pursuit of higher
learning and research.

d.) Corporate or Unincorporated Association

The applicant is not owned, controlled or dominated by an alien, foreign corporation or foreign government.

1.) Applicant is a division of a public institution created and operated in the State of Texas.

2.) Names of Directors or Principle Officers for the Board of Regents of The University of Texas System, (name, title, residence, citizenship)

Jon P. Newton, Chairman, Austin, USA

Robert B. Baldwin III, Vice Chairman, Austin, USA

Janey Slaughter Briscoe, Vice Chairman, Uvalde, USA

Arthur H. Dilly, Executive Secretary, Austin, USA

Jess Hay, Member, Dallas, USA

Mario Yzaguirre, Member, Brownsville, USA

Tom B. Rhodes, Member, Austin, USA

Beryl Buckley Milburn, Member, Austin, USA

Howard N. Richards, Member, Austin, USA

James L. Powell, Member, Fort McKavett, USA

3.) Officers of The University of Texas

Hans Mark, Chancellor of The University of Texas System, Austin, USA

Peter T. Flawn, President of The University of Texas at Austin, Austin, USA

Gerhard Fonken, Vice President for Research and Academic Affairs, Austin, USA

e.) Application is made for a class 104 license as specified by section 10CFR50.21c. A facility license period of 40 years is requested.

f.) Financial information is supplemented by two attachments.

1.) The Nuclear Engineering Teaching Laboratory is a budgeted facility within the Department of Mechanical Engineering. Faculty salaries are not included in these figures. It is estimated that the Nuclear Engineering Teaching Laboratory will increase, on the average, 6 percent per year over the next five years.

Projected annual operation costs are extrapolated from current experience of license R-92. From the budgeted figure of 84-85 the projected costs of classified salaries, maintenance and operation are:

1984-85	1985-86*	1986-87*	1987-88*	1988-89*	1989-90*
\$130,052	137,855	146,126	154,894	164,188	174,039

2.) The cost of shutting down a research facility in 1981 dollars was estimated to be \$1.4 million (NUREG/CR-1756) for a facility of similar size and operation as the proposed facility. This value should be reduced if University budgeted personnel are utilized. Necessary decommissioning costs for the nuclear research facility proposal at The University of Texas Balcones Research Center to be shut down could be allocated from the University budget at the time of shutdown.

3.) The detailed reactor facility annual budget is shown in the attached 1984-85 budget. These funds are the normal annual university appropriated budget. Any decommissioning costs would be appropriated from the general university budget.

4.) see attached copy for 1984-85.

g.) An emergency plan for the facility is prepared with the Emergency Planning Zone specified. The Emergency Planning Zone appropriate to low power reactors is the operations boundary.

h.) Estimated dates for completion of facility construction are at the earliest January 1987 or as late as January 1988. Construction is contingent on license application and complete project funding as appropriated by The Board of Regents for the University of Texas System.

i.) Not Applicable

j.) Not Applicable

NUCLEAR ENGINEERING TEACHING LABORATORY

H. G. RYLANDER, JR., CHAIRMAN

CODE NO	APP. OPRIATION ITEMS	MOS	ACCOUNT NUMBER	1983-84 BUDGET	1983-84 ADJUSTED	1984-85 BUDGET
1A	ADMINISTRATIVE AND PROFESSIONAL SALARIES	12	14-3077-2009	36,323	36,323	37,413
3A	CLASSIFIED PERSONNEL	12	14-3077-2010	75,688	70,134	72,246
4A	MAINTENANCE AND OPERATION	12	14-3077-2050	14,839	20,393	20,393
TOTAL APPROPRIATION				126,850*	126,850*	130,052*

SALARY ROSTER

SUPPLEMENTAL DATA		ITEM NO.	TITLE . NAME . CODE	1984-85 APPOINTMENT PERIOD		% TIME	1983-84 ADJUSTED 1984-85	
1983-84	1984-85			MO	RATE		AMOUNT	

			DIRECTOR, NUCLEAR ENGINEERING TEACHING LABORATORY	1000				
36,300	37,700	1	DALE E KLEIN Mechanical Engineering	9-01 8-31 9-01 5-31	100	09		
			ASSISTANT DIRECTOR/ SUPERVISOR, NUCLEAR ENGINEERING TEACHING LABORATORY	1000				
		2	THOMAS L BAUER	9-01 8-31	100	12	36,323 37,413	
TOTAL - ADMINISTRATIVE AND PROFESSIONAL SALARIES							37,413*	

CLASSIFIED SALARIES	JOB CODE	1984-85 FTE	1984-85 AMOUNT
3 RADIOCHEMIST	4302	1.0000	28,716
4 NUCLEAR/ELECTRONIC TECHNICAL SPECIALIST III	4306	1.0000	18,588
5 NUCLEAR TECHNICAL SPECIALIST II	4307	.5000	10,626
6 ADMINISTRATIVE SECRETARY	9040	.9691	14,316
TOTAL - CLASSIFIED PERSONNEL		3.4691	72,246*

The University of Texas
at Austin



Financial Statements

(WITH DETAILED SUPPORTIVE SCHEDULES)

FISCAL YEAR ENDED AUGUST 31, 1983

THE UNIVERSITY OF TEXAS AT AUSTIN

FINANCIAL STATEMENTS

(WITH DETAILED SUPPORTIVE SCHEDULES)

Presented herein are the financial statements with detailed supportive schedules for The University of Texas at Austin for the fiscal year ended August 31, 1983. These Statements and detailed supportive schedules have been prepared, insofar as practicable, in accordance with the recommendations in College and University Business Administration, Fourth Edition, published in 1982 by the National Association of College and University Business Officers.

This "detailed internal report" supplements the published official annual Financial Report of The University of Texas System and is intended to be for limited distribution primarily to financial and academic officers of the University who need access to the details included herein; it also provides a historical record of transactions relating to this particular component institution.

The official Financial Report for public distribution for The University of Texas System includes the primary financial statements (comparable to Exhibits A, B, and C, herein) for each component institution of The University of Texas System and the primary statements on a consolidated, System-wide basis complete with explanatory notes. Additional commentaries, graphic data, and other information are also included in the official Financial Report for the benefit of officials of the University and of the State and Federal governments, and for the interested public at large.

The accounts and records of all components of The University of Texas System are audited annually by the State Auditor of Texas. The audit for the fiscal year covered by this report is in progress. When available, the State Auditor's letter will be incorporated into the published financial report.

PRIMARY STATEMENTS

EXHIBIT A
THE UNIVERSITY OF TEXAS AT AUSTIN
BALANCE SHEET
At August 31, 1983

Assets

CURRENT FUNDS
UNRESTRICTED

GENERAL

Cash on Hand (Schedule A-1)		\$ 204,234.01	
Cash in Bank (Schedule A-1)			
Demand Accounts	\$ 2,971,160.30		
Time Deposits	<u>9,493,224.09</u>	12,464,384.39	
Cash with State Treasurer (Schedule A-1)		5,731,003.91	
Balance in State Appropriation (Schedule A-2)		3,086,512.19	
Investments (Schedule A-3)		163,115.31	
Accounts Receivable (Net of \$ 122,658.48 allowance in 1983)		183,393.63	
Accrued Interest Receivable		471,960.03	
Other Receivables		507,168.65	
Due from Current Restricted Funds		5,520,805.93	
Due from System Administration		<u>4,938,024.58</u>	
Due from Component Institutions - The University of Texas			
at El Paso	23.45		
at Permian Basin	<u>4,175.48</u>		
at San Antonio	66.64		
Institute of Texan Cultures at San Antonio	12.60		
Health Science Center at Dallas	1.50		
Galveston Medical Branch	<u>17,964.35</u>		
Health Science Center at Houston	7,325.85		
System Cancer Center	<u>682.00</u>	30,252.05	
Inventories			
Physical Plant Inventories	<u>1,693,406.37</u>		
University Supply and Mail Service	<u>407,499.92</u>		
Typewriter Inventory	<u>29,788.00</u>	2,130,694.29	
Prepaid Expenses		<u>1,520,302.47</u>	
Total General			\$ 36,951,651.44

DESIGNATED

Cash on Hand (Schedule A-1)		5,045.00	
Cash in Bank (Schedule A-1)			
Demand Accounts	432,611.70		
Time Deposits	<u>28,172,589.98</u>	28,605,201.68	
Accounts Receivable		533,770.75	
Accrued Interest Receivable		236,186.04	
Due from General Current Funds		18,274,230.06	
Due from System Administration		21,508,180.34	
Due from U. T. Dallas		3.75	
Inventories		<u>5,344,310.17</u>	
Prepaid Expenses		<u>48,334.00</u>	
Total Designated			74,556,261.79

AUXILIARY ENTERPRISES

Cash on Hand (Schedule A-1)		601,737.25	
Cash in Bank (Schedule A-1)			
Demand Accounts	89,162.15		
Time Deposits	<u>22,201,376.14</u>	22,290,538.29	
Investments (Schedule A-3)		248,500.84	
Accounts Receivable		1,300,096.71	
Inventories		<u>1,843,699.63</u>	
Prepaid Expenses		<u>412,036.67</u>	
Total Auxiliary Enterprises			<u>26,698,629.39</u>

Total Unrestricted

138,206,542.62

RESTRICTED

Cash on Hand (Schedule A-1)		1,675.00	
Cash in Bank (Schedule A-1)			
Demand Accounts	1,549,394.45		
Time Deposits	<u>26,313,074.34</u>	27,862,468.79	
Investments (Schedule A-3)		513,909.81	
Federal Accounts Receivable		3,055,704.05	
Other Accounts Receivable		512,175.49	
Other Receivables		184,424.35	
Federal Contract and Grant Awards		<u>37,228,900.25</u>	
Non-Federal Contract and Grant Awards		7,390,204.01	
Prepaid Expenses		<u>1,503,203.00</u>	
Total Restricted			<u>78,250,664.75</u>

TOTAL CURRENT FUNDS

\$ 216,457,207.37

(Continued on next page)

CURRENT FUND
UNRESTRICTED
GENERAL

Account

Due to

Due to

at A

at B

Heal

Deposit

Fund B

Alloc

Pr

Pr

Pr

Pr

Pr

Pr

Pr

Pr

Pr

Pr

Pr

Pr

Pr

Pr

Pr

Pr

Pr

Pr

Pr

Pr

Pr

Pr

Pr

Pr

Pr

Pr

Pr

Pr

Pr

Pr

Pr

Pr

Pr

Pr

Pr

Pr

Pr

Pr

Pr

Pr

Pr

Pr

Pr

Pr

Pr

Pr

Pr

Pr

Pr

Pr

Pr

Pr

Pr

Pr

Pr

Pr

Pr

Pr

Pr

Pr

Pr

Pr

Pr

Pr

Pr

Pr

Pr

Pr

Pr

Pr

Pr

Pr

Pr

Pr

Liabilities and Fund Balance

CURRENT FUNDS
UNRESTRICTED
GENERAL

Accounts Payable		\$ 3,663,020.59
Due to Designated Funds		18,274,230.06
Due to Component Institutions - The University of Texas		
at Arlington	\$ 2,306.86	
at Dallas	17.84	
Health Science Center at San Antonio	8,613.28	10,937.98
Deposits		1,084,435.17
Fund Balances		
Allocated		
Provision for Unpaid Expenses	167,711.47	
Provision for Inventories	2,100,906.29	
Provision for Renegotiating Overhead Rate on Contracts	200,000.00	
Provision for Orders and Contracts Outstanding	4,234,277.68	
Provision for Future Operating Budgets	1,000,000.00	
Provision for Balances Subject to Reappropriations	2,457,457.41	
Provision for 1984-85 Salaries	370,762.00	
Provision for 1983-84 Operating Budget	1,085,637.00	
Provision for Utilities	1,459,988.00	
Unallocated	842,287.79	13,919,027.64

Total General \$ 38,951,651.44

DESIGNATED

Accounts Payable		3,685,959.88
Due to Component Institutions - The University of Texas		
at Arlington		2,580.90
Deferred Revenue		13,217,510.26
Fund Balances (Schedule B-1)		
Allocated		
Provision for Orders and Contracts Outstanding	986,054.20	
Unallocated	56,664,156.55	57,650,210.75

Total Designated 74,556,261.79

AUXILIARY ENTERPRISES

Accounts Payable		337,609.05
Due to Unexpended Plant Funds		100,152.33
Deposits		777,544.50
Deferred Revenue		4,102,275.54
Fund Balances (Schedule B-2)		
Allocated		
Provision for Orders and Contracts Outstanding	917,446.06	
Unallocated	20,463,601.91	21,381,047.97

Total Auxiliary Enterprises 26,698,629.39

Total Unrestricted 138,206,542.62

RESTRICTED

Accounts Payable		1,789,843.80
Due to HEW		28,430.38
Due to Current General Funds		5,520,605.93
Fund Balances (Unearned) (Schedule B-3)		
Allocated		
Provisions for Orders and Contracts Outstanding	3,188,155.62	
Unallocated	67,723,629.02	70,911,784.64

Total Restricted 78,250,664.75

TOTAL CURRENT FUNDS \$ 216,457,207.37

(Continued on next page)

EXHIBIT A (Continued)
THE UNIVERSITY OF TEXAS AT AUSTIN
BALANCE SHEET
At August 31, 1983

Assets

LOAN FUNDS

Cash in Banks (Schedule A-1)		
Demand Accounts	\$ 264,570.49	
Time Deposits	893,018.90	\$ 1,157,589.39
Investments (Schedule A-3)		69,151.88
Notes Receivable (Net of \$ 1,806,100.23 allowance in 1983)		17,467,690.62
Federal Accounts Receivable		185,522.93
Other Receivables		4,326.65
TOTAL LOAN FUNDS		<u>\$ 18,879,281.47</u>

ENDOWMENT AND SIMILAR FUNDS

Funds Held by System Administration		
Cash in Banks (Schedule A-1)		
Demand Deposits	2,280.16	
Time Deposits	573,300.48	575,580.64
Investments (Schedule A-3)		108,244,666.17
TOTAL ENDOWMENT AND SIMILAR FUNDS		<u>\$ 108,820,246.81</u>

ANNUITY AND LIFE INCOME FUNDS

Funds Held by System Administration		
Cash in Banks (Schedule A-1)		
Demand Accounts	81.57	
Time Deposits	20,312.55	20,394.12
Investments (Schedule A-3)		1,164,211.25
TOTAL ANNUITY AND LIFE INCOME FUNDS		<u>\$ 1,184,605.37</u>

PLANT FUNDS

UNEXPENDED		
Cash on Hand (Schedule A-1)		60,000.00
Cash in Banks (Schedule A-1)		
Demand Accounts	340,541.98	
Time Deposits	11,434,930.13	11,775,472.11
Accrued Interest Receivable		75,324.45
Due from Auxiliary Enterprises Funds		100,152.33
Due from System Administration		35,652,464.20
Total Unexpended		47,664,413.09

FUNDS FOR RENEWALS AND REPLACEMENTS

Cash in Banks (Schedule A-1)		
Demand Accounts	8,235.02	
Time Deposits	2,050,519.76	2,058,754.78
Total Funds for Renewals and Replacements		2,058,754.78

FUNDS FOR RETIREMENT OF INDEBTEDNESS

Funds Held by System Administration		
Cash in Banks (Schedule A-1)		
Demand Accounts	65.59	
Time Deposits	2,603,379.19	2,603,444.78
Investments (Schedule A-3)		22,934,614.30
Total Funds for Retirement of Indebtedness		75,538,059.08

INVESTMENT IN PLANT

Land	34,484,335.12
Buildings	446,786,765.06
Improvements Other Than Buildings	55,983,064.33
Equipment	180,988,451.22
Library Books	84,748,267.67
Construction in Progress	31,108,767.10

(Continued on next page)

LIABILITIES

Accounts Payable	
National D	
Federal	
Institut	
Health Pro	
Federal	
Institut	
Nursing St	
Federal	
Institut	
Other Stud	

TOTAL LOAN FUNDS

ENDOWMENT AND

Notes Payabl	
Fund Balance	
Endowment	
Term Endow	
Quasi-Endo	

TOTAL ENDOWMEN

ANNUITY AND LI

Fund Balance	
--------------	--

TOTAL ANNUITY

PLANT FUNDS

UNEXPENDED

Accounts Pay	
Bonds Paya	
Fund Balan	
Restrict	
Provis	
Unrestrict	
Provis	

Total Unexpe

FUNDS FOR RE

Fund Balan	
Restrict	
Unrestrict	

Total Funds

FUNDS FOR RE

Fund Balan	
Restrict	

Total Funds

INVESTMENT I

Bonds Paya	
Net Invest	

Liabilities and Fund Balance

LOAN FUNDS

Accounts Payable		\$	17,232.72
National Direct Student Loan Program			
Federal Government	\$ 13,895,275.83		
Institutional Matching Funds	<u>1,545,962.35</u>	\$	15,441,238.18
Health Profession Student Loan Program			
Federal Government	432,353.84		
Institutional Matching Funds	<u>48,039.71</u>		480,393.15
Nursing Student Loan Program			
Federal Government	754,999.67		
Institutional Matching Funds	<u>131,877.86</u>		886,877.53
Other Student Loan Programs			<u>2,053,539.89</u>
TOTAL LOAN FUNDS			<u>\$ 18,879,281.47</u>

ENDOWMENT AND SIMILAR FUNDS

Notes Payable		\$	161,000.00
Fund Balances (Schedule B-6)			
Endowment Funds			91,591,753.64
Term Endowment Funds			<u>344,125.84</u>
Quasi-Endowment Funds			<u>16,723,367.33</u>
TOTAL ENDOWMENT AND SIMILAR FUNDS			<u>\$ 108,820,246.81</u>

ANNUITY AND LIFE INCOME FUNDS

Fund Balances (Schedule B-7)			<u>1,184,605.37</u>
TOTAL ANNUITY AND LIFE INCOME FUNDS			<u>\$ 1,184,605.37</u>

PLANT FUNDS

UNEXPENDED

Accounts Payable		\$	3,804,018.59
Bonds Payable (Schedule A-4)			51,817.18
Fund Balances (Schedule B-9)			
Restricted			
Provision for Orders and Contracts Outstanding			33,002,888.29
Unrestricted			
Provision for Orders and Contracts Outstanding			<u>10,805,689.03</u>
Total Unexpended			47,664,413.09

FUNDS FOR RENEWALS AND REPLACEMENTS

Fund Balances (Schedule B-10)			
Restricted			900,000.00
Unrestricted			<u>1,158,754.78</u>
Total Funds for Renewals and Replacements			2,058,754.78

FUNDS FOR RETIREMENT OF INDEBTEDNESS

Fund Balances (Schedule B-11)			
Restricted			<u>25,538,059.08</u>
Total Funds for Retirement of Indebtedness			25,538,059.08

INVESTMENT IN PLANT

Bonds Payable (Schedule A-4)			165,746,182.82
Net Investment in Plant (Schedule B-12)			<u>668,353,467.68</u>

(Continued on next page)

EXHIBIT A (Continued)
THE UNIVERSITY OF TEXAS AT AUSTIN
BALANCE SHEET
At August 31, 1983

Assets

Total Investment in Plant		\$ 834,099,650.50
TOTAL PLANT FUNDS		<u>\$ 909,360,877.45</u>
AGENCY FUNDS		
Cash on Hand (Schedule A-1)	\$	20.00
Cash in Banks (Schedule A-1)		
Demand Accounts	\$	40,929.00
Time Deposits	<u>1,833,964.53</u>	1,874,893.53
Investments (Schedule A-3)		627,323.26
Prepaid Expenses		397,914.65
Land		97,000.00
Buildings		<u>130,769.00</u>
TOTAL AGENCY FUNDS		<u>\$ 3,127,920.44</u>

Total Investment
TOTAL PLANT FUNDS

AGENCY FUNDS
Accounts Payabl
Investment in F
Deposits Held i
Provision for
Net Fund Bal

TOTAL AGENCY FUNDS

Liabilities and Fund Balance

Total Investment in Plant		\$ 834,099,650.50
TOTAL PLANT FUNDS		<u>\$ 909,360,877.45</u>
AGENCY FUNDS		
Accounts Payable	\$	41,496.86
Investment in Plant		227,769.00
Deposits Held in Custody for Others (Schedule A-5)		
Provision for Orders and Contracts Outstanding	\$	25,345.66
Net Fund Balance	<u>2,833,308.92</u>	<u>2,858,654.58</u>
TOTAL AGENCY FUNDS		<u>\$ 3,127,920.44</u>

EXHIBIT B
THE UNIVERSITY OF TEXAS AT AUSTIN
STATEMENT OF CHANGES IN FUND BALANCES
For the Year Ended August 31, 1983

	CURRENT FUNDS				RESTRICTED FUNDS	LOAN FUNDS
	General	Designated	Auxiliary Enterprises	Total Unrestricted		
FUND BALANCES, Sept. 1, 1982	\$ 12,960,056.69	\$ 35,861,618.40	\$ 16,170,323.81	\$ 64,991,798.90	\$ 65,615,955.31	16,881,562.14
REVENUES AND OTHER ADDITIONS:						
Unrestricted Current						
Fund Revenues	186,947,381.03	41,101,231.46	59,356,957.55	287,405,570.04		
State Appropriations - Restricted					27,187,480.12	
Federal Grants and Contracts - Restricted					72,436,075.12	
State Grants and Contracts - Restricted					4,379,127.82	
Private Gifts, Grants and Contracts - Restricted					22,863,057.34	
Investment Income					8,036,785.74	2,683.13
Realized Gain on Investments						158,064.04
Interest on Loans Receivable						277,357.17
U. S. Government Advances						1,815,201.00
Expended for Plant Facilities (including \$22,469,525.61 charged to Current Fund Expenditures)						
Net Change in Bonds Payable						
Other Additions	364,561.52	878,359.10		1,242,930.62	1,972,664.60	60,859.15
Total Revenues and Other Additions	187,311,942.55	41,979,600.56	59,356,957.55	288,648,500.66	136,875,190.74	3,323,164.49
EXPENDITURES AND OTHER DEDUCTIONS:						
Expenditures	228,910,892.23	18,732,288.97	52,205,786.79	299,848,967.99	114,339,292.91	
Appropriations Lapsed	189,883.17			189,883.17		
Indirect Costs Recovered					11,089,541.02	
Refunded to Grantors					2,112,731.33	
Loan Cancellations and Write-offs						
Administrative and Collection Costs						95,378.99
Realized Losses on Investments						28,819.09
Expended for Plant Facilities						
Retirement of Indebtedness and Interest Paid						
Disposal of Plant Facilities						
Reclassification to Other Components						
Other Deductions	358,115.26	765,550.40	134,978.51	1,258,644.17	3,200,408.31	
Total Expenditures and Other Deductions	229,458,890.66	19,497,839.37	52,340,765.30	301,297,495.33	130,741,973.57	424,111.25
TRANSFERS:						548,309.33
Mandatory:						
To System Administration						
General Tuition Revenue Bonds		(3,643,200.00)		(3,643,200.00)		
To Retirement of Indebtedness Funds						
Building Use Fee						
Skiles Act		(484,189.04)		(484,189.04)		
Dormitory Revenue Bonds Series 1954			(76,665.00)	(76,665.00)		
Dormitory Revenue Bonds Series 1956			(88,338.75)	(88,338.75)		
Student Union Revenue Bonds Series 1958			(73,109.63)	(73,109.63)		
Student Housing Revenue Bonds Series 1963			(74,975.00)	(74,975.00)		

(Continued on next page)

LOAN FUNDS	ENDOWMENT AND SIMILAR FUNDS	ANNUITY AND LIFE INCOME FUNDS	PLANT FUNDS			
			Unexpended	Renewals and Replacements	Retirement of Indebtedness	Investment in Plant
<u>16,881,562.14</u>	<u>\$ 75,114,950.27</u>	<u>\$ 1,146,395.76</u>	<u>\$ 62,964,278.51</u>	<u>\$ 1,943,571.25</u>	<u>\$ 25,242,547.49</u>	<u>\$ 597,806,580.19</u>
					355,398.00	
2,883.13	16,469,381.53	1,000.00				1,345,808.47
158,064.04	581,274.66	91,936.01	1,551,730.64		2,473,177.65	
277,357.17	957,732.07	66,461.99			1,796.37	
<u>1,815,201.00</u>						
			1,396.27			67,189,183.94
69,859.15			515,295.97			4,459,603.73
						<u>3,318,346.64</u>
<u>2,323,164.49</u>	<u>18,008,388.26</u>	<u>159,398.00</u>	<u>2,068,422.88</u>		<u>2,830,372.02</u>	<u>76,312,942.78</u>
		77,320.02	1,591,530.25			
95,378.99						
28,819.09						
	54,157.47				3,873.44	
			44,686,860.87			
					13,862,324.63	5,766,055.29
424,111.25	2.00		47,877,555.59			
			45,675.50			
<u>568,304.33</u>	<u>54,159.47</u>	<u>77,320.02</u>	<u>94,201,622.21</u>		<u>13,886,198.07</u>	<u>5,766,055.29</u>
					484,189.04	
					76,665.00	
					88,338.75	
					73,109.63	
					74,975.00	

(Continued on next page)

EXHIBIT B (Continued)

	CURRENT FUNDS				RESTRICTED FUNDS	LOAN FUNDS
	UNRESTRICTED FUNDS					
	General	Designated	Auxiliary Enterprises	Total Unrestricted		
To Retirement of Indebtedness (Continued)						
Student Union Revenue Bonds Series 1967 ... \$		\$	\$ (801,681.62)	\$ (801,681.62)	\$	
Building Revenue Bonds of 1968			(15,360.00)	(15,360.00)		
Combined Fee Revenue Bonds, Series 1971, 1972, 1973 and 1978 ..		(3,734,874.60)	(209,490.00)	(3,944,364.60)		
Building Revenue Bonds Series 1969		(1,213,120.00)		(1,213,120.00)		
Student Housing Revenue Bonds, Series 1971 and 1981			(360,086.50)	(360,086.50)		
To Renewals and Replacements Fund			(15,000.00)	(15,000.00)		
Loan Funds Matching Grants To General Funds (Tuition)	5,730,593.39	(201,689.00)		(201,689.00)		201,689.00
To Endowment and Similar Funds (Centennial Scholars Matching)		(14,406,874.56)		(14,406,874.56)		
Non-Mandatory Between Funds						
To General Funds	7,812,324.44	(7,745,192.55)		67,131.89		
To Auxiliary Enterprises Funds			69,157.51	69,157.51		
To Restricted Current Funds					666,961.37	
To Loan Funds					(15,669.12)	(11,726.67)
To Endowment and Similar Funds	(88,465.04)			(88,465.04)	(1,706,094.48)	15,669.12
To Unexpended Plant Funds		(2,756,099.24)	(148,892.00)	(2,904,991.24)		
To Renewal and Replacement Funds		(100,183.53)		(100,183.53)		
To/From Agency Funds ...		11,500.00	(11,027.10)	472.90	17,250.00	
To System Administration	(17,333.73)	(607,500.00)		(624,833.73)	(1,695.94)	
From System Administration	29,671,800.00	39,919,047.07		69,590,847.07	209,860.33	
To Component Institutions	(3,000.00)			(3,000.00)	(8,000.00)	
Total Transfers	43,105,919.06	(692,968.84)	(1,805,468.09)	40,607,482.13	(837,387.84)	
Net Increase (Decrease) for the Year	958,970.95	21,788,792.35	5,210,724.16	27,958,487.46	5,295,829.33	204,631.45
FUND BALANCE, August 31, 1983	\$ 13,919,027.64	\$ 57,650,210.75	\$ 21,381,047.97	\$ 92,950,286.36	\$ 70,911,786.64	980,486.61
Schedule Reference		B-1	B-2	B-3		B-4
						862,048.75

LOAN FUNDS	ENDOWMENT AND SIMILAR FUNDS	ANNUITY AND LIFE INCOME FUNDS	PLANT FUNDS			
			Unexpended	Renewals and Replacements	Retirement of Indebtedness	Investment in Plant
	\$	\$	\$	\$	\$	\$
					801,681.62	
					15,360.00	
					3,944,364.60	
					1,213,120.00	
					360,086.50	
201,689.00				15,000.00		
	14,406,874.56					
			(67,131.89)			
			(69,157.51)			
(11,726.67)	(652,343.12)	(2,891.58)				
15,669.12						
	1,835,536.31	(40,976.79)				
			2,904,991.24			
				100,183.53		
			(6,642,352.93)			
			76,851,149.23		4,219,447.50	
<u>205,831.45</u>	<u>15,590,067.75</u>	<u>(43,868.37)</u>	<u>72,977,498.14</u>	<u>115,183.53</u>	<u>11,351,337.64</u>	
1,980,486.61	33,544,296.54	38,209.61	(19,155,701.19)	115,183.53	295,511.59	70,546,887.49
1,862,048.75	\$ 108,659,246.81	\$ 1,184,605.37	\$ 43,808,577.32	\$ 2,058,754.78	\$ 25,538,059.08	\$ 668,353,467.68
B-4	B-6	B-7	B-9	B-10	B-11	B-12

EXHIBIT C
THE UNIVERSITY OF TEXAS AT AUSTIN
STATEMENT OF CURRENT FUNDS REVENUES AND EXPENDITURES
For the Year Ended August 31, 1983

	UNRESTRICTED			RESTRICTED	TOTAL
	General	Designated	Auxiliary Enterprises		
CURRENT REVENUES (Schedule C-1)					
Tuition and Fees	\$ 4,263,472.40	\$ 17,872,986.85	\$ 7,767,881.63	\$ 29,904,342.88	\$ 29,904,342.88
State Appropriations	170,737,556.95			170,737,556.95	197,925,037.07
Federal Grants and Contracts	8,908,122.95	642,026.53		57,723,890.52	67,274,040.00
State Grants and Contracts	274,800.31			4,079,932.22	4,354,732.53
Private Gifts, Grants and Contracts	1,264,591.23	2,641,500.36		19,299,863.15	23,205,954.74
Endowment Income				4,782,668.00	4,782,668.00
Sales and Services of Educational Activities	218,140.85	15,923,271.56		16,141,412.41	16,141,412.41
Sales and Services of Auxiliary Enterprises	1,280,696.34	3,107,701.61	48,424,184.06	48,531,885.67	48,531,885.67
Other Sources		3,913,742.55	3,164,891.86		9,624,789.65
TOTAL CURRENT REVENUES (Exhibit B)	\$ 186,947,381.03	\$ 41,101,231.46	\$ 59,356,957.55	\$ 114,339,292.91	\$ 401,744,862.95
CURRENT EXPENDITURES (Schedule C-2)					
Educational and General					
Instruction	\$ 105,135,427.50	\$ 4,342,552.07		\$ 21,295,394.00	\$ 130,793,375.57
Research	21,000,007.03	1,702,715.26		68,386,373.23	91,289,095.52
Public Service	675,719.46	6,286,381.08		1,000,605.83	7,962,706.37
Academic Support	22,799,933.02	526,712.85		5,108,184.17	28,434,810.04
Student Services	6,388,050.34	3,968,378.29		1,757,179.45	12,113,608.08
Institutional Support	11,385,611.39	915,314.01		3,367,387.54	15,668,312.94
Operation and Maintenance of Plant	54,011,566.40	256,154.74		2,795,594.96	57,063,316.08
Scholarships and Fellowships	7,694,577.09	628,567.50		8,948,729.47	17,071,874.06
Total Educational and General	228,910,892.23	18,626,775.80		112,859,450.63	360,397,118.66
Auxiliary Enterprises					
		105,513.17	52,205,786.79	1,479,862.28	53,791,162.24
TOTAL CURRENT EXPENDITURES (Exhibit B)	\$ 228,910,892.23	\$ 18,732,288.97	\$ 52,205,786.79	\$ 114,339,292.91	\$ 416,188,260.90