

LIMERICK GENERATING STATION
EMERGENCY PLAN PROCEDURE INDEX

3852032810

PROCEDURE NUMBER	REV. NO.	TITLE	DATE SIGNED BY SUPER.	DATE OF LAST PERIODIC REVIEW
EP-101	3	Classification of Emergencies	12/12/84	
EP-102	6	Unusual Event Response	12/12/84	
EP-103	7	Alert Response	02/04/85	
EP-104	7	Site Emergency Response	02/04/85	
EP-105	7	General Emergency Response	02/04/85	
EP-106	3	Written Summary Notification	01/28/85	
EP-110	5	Personnel Assembly and Accountability	02/04/85	
EP-120	2	Site Emergency Coordinator	12/12/84	
EP-201	3	Technical Support Center (TSC) Activation	01/28/84	
EP-202	3	Operations Support Center (OSC) Activation	12/12/84	
EP-203	4	Emergency Operations Facility (EOF) Activation	01/28/85	
EP-208	4	Security Team	12/12/84	
EP-210	3	Dose Assessment Team	12/12/84	
EP-211	0	Field Survey Group	12/12/84	
EP-220		CANCELLED		
EP-221		CANCELLED		
EP-222		CANCELLED		
EP-230	4	Chemistry Sampling and Analysis Team	12/12/84	
EP-231	6	Operation of Post- Accident Sampling Systems (PASS)	01/28/85	
EP-232		CANCELLED		

CONTROLLED
COPY
VALID ONLY WHEN RED

LIMERICK GENERATING STATION
EMERGENCY PLAN PROCEDURE INDEX

PROCEDURE NUMBER	REV. NO.	TITLE	DATE SIGNED BY SUPER.	DATE OF LAST PERIODIC REVIEW
EP-233	4	Retrieving and Changing Sample Filters and Cartridges from the Containment Leak Detector During Emergencies	12/12/84	
EP-234	4	Obtaining Containment Gas Samples from the Containment Leak Detector During Emergencies	12/12/84	
EP-235	4	Obtaining Reactor Water Samples from Sample Sinks Following Accident Conditions	12/12/84	
EP-236	4	Obtaining Cooling Tower Blowdown Line Water Samples Following Radioactive Liquid Release after Accident Conditions	12/12/84	
EP-237	5	Obtaining the Iodine/ Particulate and/or Gas Samples from the North Vent Wide Range Gas Monitor (WRGM)	01/11/85	
EP-238	4	Obtaining Liquid Radwaste Samples from Radwaste Sample Sink Following Accident Conditions	12/12/84	
EP-240		CANCELLED		
EP-241	7	Sample Preparation and Handling of Highly Radioactive Liquid Samples	02/04/85	
EP-242	4	Sample Preparation and Handling of Highly Radioactive Particulate Filters and Iodine Cartridges	12/12/84	
EP-243	5	Sample Preparation and Handling of Highly Radioactive Gas Samples	12/12/84	
EP-244	2	Offsite Analysis of High Activity Samples	01/22/85	

LIMERICK GENERATING STATION
EMERGENCY PLAN PROCEDURE INDEX

PROCEDURE NUMBER	REV. NO.	TITLE	DATE SIGNED BY SUPER.	DATE OF LAST PERIODIC REVIEW
EP-250	2	Personnel Safety Team	12/12/84	
EP-251	2	Plant Survey Group	12/12/84	
EP-252	3	Search and Rescue/First Aid Group	12/12/84	
EP-253	0	Personnel Dosimetry, Bioassay, and Respiratory Protection Group	12/12/84	
EP-254	2	Vehicle and Evacuee Control Group	12/12/84	
EP-255	2	Vehicle Decontamination	12/12/84	
EP-260	2	Fire and Damage Control Team	12/12/84	
EP-261	2	Damage Repair Group	12/12/84	
EP-272	4	Philadelphia Electric Company Officials Phone List	02/04/85	
EP-273	3	Limerick Station Supervision Call List	12/12/84	
EP-275		CANCELLED		
EP-276	5	Fire and Damage Team Phone List	01/24/85	
EP-277	5	Personnel Safety Team Phone List	12/12/84	
EP-278	4	Security Team Phone List	01/28/85	
EP-279	4	Emergency Operations Facility (EOF) Group Phone List	01/22/85	
EP-280	5	Technical Support Center Phone List	01/22/85	
EP-282	4	Government and Emergency Management Agencies Phone List	01/22/85	
EP-284	4	Company Consultants and Contractors Phone List	01/22/85	
EP-287	2	Nearby Public and Industrial Users of Downstream Water	12/12/84	

LIMERICK GENERATING STATION
EMERGENCY PLAN PROCEDURE INDEX

PROCEDURE NUMBER	REV. NO.	TITLE	DATE SIGNED BY SUPER.	DATE OF LAST PERIODIC REVIEW
EP-291	4	Staffing Augmentation	12/12/84	
EP-292	6	Chemistry Sampling and Analysis Team Phone List	01/22/85	
EP-294	5	Dose Assessment Team Phone List	02/04/85	
EP-301	1	Operating the Evacuation Alarm and River Warning System	12/12/84	
EP-303	3	Local Evacuation	12/12/84	
EP-304	3	Partial Plant Evacuation	12/12/84	
EP-305	3	Site Evacuation	12/12/84	
EP-306	1	Evacuation of the Information Center	12/12/84	
EP-307	2	Reception and Orientation of Support Personnel	12/12/84	
EP-312	1	Radioactive Liquid Release	12/12/84	
EP-313	2	Distribution of Thyroid Blocking Tablets	12/12/84	
EP-314	0	Emergency Radiation Exposure Guidelines and Controls	12/06/84	
EP-315	3	Calculation of Offsite Doses During a (Potential) Radiological Emergency Using RMMS in the Manual Mode	02/04/85	
EP-316	2	Cumulative Population and Near Real-Time Emergency Dose Calculations for Airborne Releases Manual Method	12/13/84	
EP-317	2	Determination of Protective Action Recommendations	12/12/84	
EP-318	1	Liquid Release Dose Calculations Method for Drinking Water	12/12/84	

LIMERICK GENERATING STATION
EMERGENCY PLAN PROCEDURE INDEX

PROCEDURE NUMBER	REV. NO.	TITLE	DATE SIGNED BY SUPER.	DATE OF LAST PERIODIC REVIEW
EP-319	1	Fish Ingestion Pathway Dose Calculation	12/12/84	
EP-325	2	Use of Containment Dose Rates to Estimate Release Source Term	12/12/84	
EP-330	3	Emergency Response Facility Habitability	12/12/84	
EP-401	2	Entry for Emergency Repair and Operations	12/12/84	
EP-410	2	Recovery Phase Implementation	12/12/84	
EP-500	2	Review and Revision of Emergency Plan	12/12/84	

PHILADELPHIA ELECTRIC COMPANY
LIMERICK GENERATING STATION
EMERGENCY PLAN IMPLEMENTING PROCEDURE

3852032820

EP-103 ALERT RESPONSE

1.0 PARTICIPANTS

- 1.1 Shift Superintendent or designated alternate shall assume the role of Emergency Director and implement this procedure, until relieved.
- 1.2 Station Superintendent or designated alternate shall report to the Technical Support Center or Control Room, relieve the Emergency Director, assume the role of Emergency Director and continue implementing this procedure, if necessary.

2.0 ACTIONS-IMMEDIATE

- 2.1 Emergency Director shall:
 - 2.1.1 Verify the Emergency Classification as determined in EP-101, Classification of Emergencies, unless determination has just been made.
 - 2.1.2 Fill out Appendix EP-103-1 Alert Notification Message and give it to the communicator.
 - 2.1.3 Direct the communicator to complete notification of the appropriate parties as specified in Appendix EP-103-3, Alert Phone List (Initial Notification) or Appendix EP-103-4, Alert Phone List (Escalation or De-escalation) within 15 minutes.

THE COMMUNICATOR SHALL MAN THE NRC RED TELEPHONE ON A CONTINUOUS BASIS UNTIL THE NRC DISCONNECTS. IF THE COMMUNICATOR IS REQUIRED FOR URGENT PLANT OPERATIONS RELATED TO THE EMERGENCY, THE CONCURRENCE FOR SECURING THE PHONE SHOULD BE OBTAINED FROM THE NRC PRIOR TO SECURING THIS TELEPHONE.

- 2.1.4 Contact the Station Superintendent and the Shift Technical Advisor, inform them of the situation.

CONTROLLED COPY
VALID ONLY WHEN RED

- 2.1.5 Direct the Information Center Staff [REDACTED] to implement EP-306, Evacuation of The Information Center. Inform the Staff of the wind direction if there is an airborne release.
- 2.1.6 If there is a radiological release, implement EP-305, Site Evaluation.
- 2.1.7 If there has not been a radiological release,
- A. Evacuate all construction personnel by contacting Bechtel Safety [REDACTED] Direct them to call for a "Total Project Evacuation" in accordance with Bechtel procedures. Inform them of nature of hazard.
 - B. Contact Voh Construction Security [REDACTED] Off-Hours [REDACTED] and inform them that a Total Project Evacuation of Bechtel Construction personnel is being implemented, also inform Operations Security [REDACTED] of the evacuation.

THIS WILL CALL FOR THE ASSEMBLY OF PERSONNEL AT THE UPPER PARKING LOT. IF IT IS DESIRED THAT THEY LEAVE THE SITE, INFORM BECHTEL COMMAND POSTS AT THE UPPER PARKING LOT.

- C. Select the type of accountability desired for personnel in the protected area and implement the required actions below:

Emergency Assembly Without Accountability

Make the following announcement

"THIS (IS)(IS NOT) A DRILL. DESIGNATED EMERGENCY PERSONNEL REPORT TO ASSIGNED EMERGENCY RESPONSE FACILITIES OR ASSEMBLY AREA. ALL OTHER PERSONNEL STAND BY FOR FURTHER ANNOUNCEMENT. THIS (IS) (IS NOT) A DRILL."

Emergency Assembly With Accountability

- A. Contact the Security Team Leader. Inform him of the selected exist point(s), that emergency assembly with accountability is going to be implemented, and to activate the Security Team (EP-208) and to perform personnel accountability in accordance with EP-110, Personnel Assembly and Accountability.

PROPRIETARY

- B. ~~Contact Yoh Construction Security~~ and inform them that personnel leaving Unit 1 will be reassembling at the Personnel Processing Center (PPC).

"THIS (IS)(IS NOT) A DRILL, THIS (IS)(IS NOT) A DRILL. DESIGNATED EMERGENCY PERSONNEL REPORT TO ASSIGNED EMERGENCY RESPONSE FACILITIES OR ASSEMBLY AREA. ALL OTHER UNIT ONE PERSONNEL LEAVE THE PROTECTED AREA IMMEDIATELY AND REASSEMBLE AT THE PERSONNEL PROCESSING CENTER. THIS (IS) (IS NOT) A DRILL. THIS (IS) (IS NOT) A DRILL."

- 2.1.8 For off-hours, direct the Shift Clerk to activate the call list using EP-291, Staffing Augmentation. If Shift Clerk is not available, this function shall be assigned to any available individual.
- 2.1.9 Direct the activation of the Technical Support Center in accordance with EP-201, Technical Support Center (TSC) Activation.
- 2.1.10 If necessary, activate the Emergency Operations Facility in accordance with EP-203, Emergency Operations Facility (EOF) Activation.
- 2.1.11 Assign an Operations Support Center Coordinator (PO) to direct available personnel to report to the Operations Support Center on 269' Elev. Turbine Bldg. and to activate it in accordance with EP-202, Operations Support Center (OSC) Activation.
- 2.1.12 For samples, direct the Shift Chemistry Technician or Chemistry Sampling and Analysis Team Leader to implement EP-230, Chemistry Sampling and Analysis Team.
- 2.1.13 For in-plant surveys, direct a Shift HP Technician or Personnel Safety Team Leader to implement EP-250, Personnel Safety Team.
- 2.1.14 For field surveys, when a release of gaseous radioactive material has occurred or is suspected, direct the Dose Assessment Team Leader to implement EP-210, Dose Assessment Team.

- 2.1.15 For a release at or greater than the Alert level in EP-101, Classification of Emergencies, direct the Dose Assessment Team Leader to implement EP-210, Dose Assessment Team.
- 2.1.16 On an interim bases, direct the Shift Technical Advisor to perform dose projections using EP-316, Cumulative Population Dose Calculations For Airborne Releases - Manual Method or EP-315 Calculations of Offsite Doses during a radiological Emergency using RMMS in the manual mode and to suggest Protective Action Recommendations per EP-317.
- 2.1.17 For fire/damage repair direct the Maintenance Shift Assistant Foreman or Fire and Damage Team Leader to implement EP-260, Fire and Damage Team and/or EP-261, Damage Repair Group.
- 2.1.18 For a liquid release, implement EP-312 Radioactive Liquid Release, if required.
- 2.1.19 For Security matters, contact Security Shift Supervision and direct implementation of EP-208, Security Team unless previously done.

3.0 ACTIONS-FOLLOW-UP

- 3.1 Emergency Director shall:
 - 3.1.1 Verify that the Technical Support Center, the Emergency Operations Facility (if necessary) and the Operations Support Center have been activated.
 - 3.1.2 Periodically evaluate the event classification in accordance with EP-101, Classification of Emergencies and maintain, escalate or de-escalate the classification, as necessary.
 - 3.1.3 If classification is de-escalated, fill out Appendix EP-103-2, Alert De-Escalation Notification Message and give it to the communicator and direct the communicator to perform notification of the appropriate parties listed in Appendix EP-103-4, Alert Phone List (Escalation or De-escalation).
 - 3.1.4 Obtain the following information as necessary to formulate further actions:

- A. Security status from Security Team Leader
 - B. Sample analysis from Shift Chemistry Technician or Chemistry Sampling and Analysis Team Leader
 - C. In-plant surveys from Shift HP Technician or Personnel Safety Team Leader
 - D. Field surveys from Dose Assessment Team Leader
 - E. Dose projections and protective action recommendations from Shift Technical Advisor or Dose Assessment Team Leader
 - F. Fire/damage repair status from the Maintenance Shift Assistant Foreman or Fire and Damage Team Leader
 - G. Notification results from Communicator
- 3.1.5 Determine which additional support personnel are necessary for emergency functions and direct the Shift Clerk or other assigned communicator in TSC to contact those personnel.
- 3.1.6 Provide site personnel with public address (PA) announcements for any major changes in plant emergency status, such as changing emergency action levels and evacuations.
- 3.1.7 Evaluate the need and order evacuation of effected areas as necessary. Refer to the following procedures: EP-303 Local Evacuation, EP-304 Partial Plant Evacuation, EP-305 Site Evacuation.
- 3.2 The Communicator shall:
- 3.2.1 Inform Emergency Director when appropriate Notifications have been made and submit completed copy of Appendix EP-103-3 Alert Phone List (Initial Notification) or Appendix EP-103-4 Alert Phone List (Escalation or De-Escalation) for Emergency Director's Signature.

4.0 APPENDICES

- 4.1 EP-101-1 Alert Notification Message
- 4.2 EP-103-2 Alert De-Escalation Notification Message
- 4.3 EP-103-3 Alert Phone List (Initial Notification)

- 4.4 EP-103-4 Alert Phone List (Escalation or De-escalation)

5.0 SUPPORTING INFORMATION

5.1 Purpose

The purpose of this procedure is to provide guidelines for site response to an Alert.

5.2 Criteria For Use

- 5.2.1 This procedure shall be implemented when an event has been classified as an Alert per EP-101, Classification of Emergencies, and EP-101 has been completed.

5.3 Special Equipment

None

5.4 References

- 5.4.1 Limerick Generating Station Emergency Plan
- 5.4.2 NUREG 0654, Criteria for Preparation and
Rev. 1 Evaluation of Radiological
Emergency Response Plans and
Preparedness in Support of
Nuclear Power Plant.
- 5.4.3 EP-303 Local Evacuation
- 5.4.4 EP-101 Classification of Emergencies
- 5.4.5 EP-304 Partial Plant Evacuation
- 5.4.6 EP-305 Site Evacuation
- 5.4.7 EP-306 Evacuation of the Information Center
- 5.4.8 EP-291 Staffing Augmentation
- 5.4.9 EP-201 Technical Support Center (TSC) Activation
- 5.4.10 EP-202 Operations Support Center (OSC) Activation
- 5.4.11 EP-203 Emergency Operations Facility (EOF)
Activation

- 5.4.12 EP-317 Determination of Protective Action Recommendations
- 5.4.13 EP-316 Cumulative Population Dose Calculations for Airborne Release - Manual Method .
- 5.4.14 EP-110 Personnel Assembly and Accountability
- 5.4.15 EP-208 Security Team
- 5.4.16 EP-210 Dose Assessment Team
- 5.4.17 EP-230 Chemistry Sampling and Analysis Team
- 5.4.18 EP-250 Personnel Safety Team
- 5.4.19 EP-260 Fire and Damage Team
- 5.4.20 EP-261 Damage Repair Group
- 5.4.21 EP-312 Radioactive Liquid Release
- 5.4.22 EP-315 Calculations of offsite doses during a Radiological Emergency using RMMS in the manual mode

APPENDIX EP-103-1

ALERT NOTIFICATION MESSAGE

MESSAGE: This *(is) (is not)* a drill. This *(is) (is not)* a
drill. This is Limerick Generating Station calling to report an Alert.
My name is _____, telephone _____. Limerick Generating
Station is reporting an Alert declared at Unit No. _____. Time and date
of Alert classification are _____, _____. The basic
(24 hr. clock time) (date)
problem is _____. There *(has been) (has not been)*
an *(airborne) (liquid)* radioactive release from the plant. The plant
status is *(stable)(improving)(degrading)(not known)*. There is no
protective action recommended. This *(is) (is not)* a drill. This *(is)
(is not)* a drill.

APPENDIX EP-103-2

ALERT DE-ESCALATION NOTIFICATION MESSAGE

MESSAGE: *This (is) (is not)* a drill. This *(is) (is not)* a drill.

This is Limerick Generating Station calling to report a change in
emergency classification. The Alert has been *(de-escalated to an
Unusual Event) (Terminated)*.

Time and date are _____, _____.


(24 Hr Clock Time)

(Date)

The plant status is *(stable) (improving)*. My name is _____.

This *(is) (is not)* a drill. This *(is) (is not)* a drill.

APPENDIX EP-103-3
ALERT PHONE LIST
(INITIAL NOTIFICATION)

Time Initiated	Personnel/Agency To Be Notified	Phone Number	Time	Person Responding
	a. Station Superintendent G. M. Leltch	Home Office		PROPRIETARY
	Alternate J. F. Franz	Home Office		
	b. Load Dispatcher	Office		
	c. Montgomery County Office of Emergency Preparedness			
	d. Pennsylvania Emergency Management Agency			
	e. Pennsylvania Bureau of Radiation Protection Harrisburg, PA			
	f. Manager - Public Information Ronald Harper	Home Office		
	g. Director - Emergency Preparedness Roberta Kankus	Home Office		

APPENDIX EP-103-3
ALERT PHONE LIST
(INITIAL NOTIFICATION)

Time Initiated _____

Personnel/Agency To Be Notified

Phone Number

Time

Person Responding

h. NRC Operations Center*
Bethesda, MD

Make this call last and remain on
telephone until NRC disconnects

*Person contacting NRC must be
Licensed Operator

Agencies to be contacted after
the above personnel/agencies have
been notified

i. Berks County Emergency
Management Agency

j. Chester County Emergency
Services

Completed By: _____

Verified By: _____
EMERGENCY DIRECTOR

PROCESSED
FEB 11 1994
FBI

APPENDIX EP-103-4
ALERT PHONE LIST
(ESCALATION OR DE-ESCALATION)

Time Initiated _____

Personnel/Agency To Be Notified	Phone Number	Time	Person Responding
---------------------------------	--------------	------	-------------------

a. Station Superintendent G. M. Leitch	Home Office		
---	----------------	--	--

Alternate J. F. Franz	Home Office		
--------------------------	----------------	--	--

b. Load Dispatcher .	Office		
----------------------	--------	--	--

c. Pennsylvania Bureau of Radiation Protection Harrisburg, PA			
---	--	--	--

d. NRC Operations Center* Bethesda, MD			
---	--	--	--

Make this call last and remain
on telephone until NRC disconnects

*Person contacting NRC must be
Licensed Operator

PROPERTY

APPENDIX EP-103-4
ALERT PHONE LIST
(ESCALATION OR DE-ESCALATION)

Time Initiated _____

Personnel/Agency To Be Notified	Phone Number	Time	Person Responding
---------------------------------	--------------	------	-------------------

Agencies to be contacted after
the above personnel/agencies have
been notified

e. Montgomery County Office
of Emergency Preparedness
and Medical Services

f. Berks County Emergency
Managment Agency

g. Chester County Emergency
Services

Completed By: _____

Time/Date _____

Verified By: _____
EMERGENCY DIRECTOR

PROPRIETARY

Gray

2/4/85

PHILADELPHIA ELECTRIC COMPANY
LIMERICK GENERATING STATION
EMERGENCY PLAN IMPLEMENTING PROCEDURE

3852032830

EP-104 SITE EMERGENCY RESPONSE

1.0 PARTICIPANTS

- 1.1 Shift Superintendent or designated alternate shall assume the role of Emergency Director and implement this procedure, until relieved.
- 1.2 Station Superintendent or designated alternate shall report to the Technical Support Center or Control Room, relieve the Emergency Director, assume the role of Emergency Director, and continue implementing the procedure, if necessary.
- 1.3 Site Emergency Coordinator shall report to the Emergency Operation Facility and implement the appropriate section of this procedure, if necessary.

2.0 ACTIONS-IMMEDIATE

- 2.1 Emergency Director shall:
 - 2.1.1 Verify the emergency classification as determined in EP-101, Classification of Emergencies unless determination has just been made.
 - 2.1.2 Fill out Appendix EP-104-1, Site Emergency Notification Message, and give it to the Communicator.
 - 2.1.3 Direct the communicator to complete notification of the appropriate parties as specified in Appendix EP-104-3, Site Emergency Phone List (Initial Notification) or Appendix EP-104-4, Alert Phone List (Escalation or De-escalation) within 15 minutes.

THE COMMUNICATOR SHALL MAN THE NRC RED TELEPHONE ON A CONTINUOUS BASIS UNTIL THE NRC DISCONNECTS.

CONTROLLED
VALID ONLY WHEN RED

- 2.1.4 Contact the Station Superintendent and the Shift Technical Advisor, inform them of the situation, if not already done.
- 2.1.5 Direct the Information Center Staff to implement EP-306, Evacuation of the Information Center, if not already done. Inform the staff of the wind direction, if there is an airborne release.
- 2.1.6 If there is a radiological release, implement EP-305, Site Evacuation.
- 2.1.7 If there has not been a radiological release,
 - A. Evacuate all construction personnel by contacting Bechtel Safety. Direct them to call for a "Total Project Evacuation" in accordance with Bechtel procedures. Inform them of nature of hazard.
 - B. Contact Yoh Construction Security off-hours and inform them that a Total Project Evacuation of Bechtel Construction personnel is being implemented. Also inform operations security of the evacuation.

THIS WILL CALL FOR THE ASSEMBLY OF PERSONNEL AT THE UPPER PARKING LOT. IF IT IS DESIRED THAT THEY LEAVE THE SITE, INFORM BECHTEL COMMAND POSTS AT THE UPPER PARKING LOT.

- C. Select the type of accountability desired for personnel in the protected area and implement the required actions below:

1. Emergency Assembly Without Accountability

- Make the following announcement

"THIS (IS) (IS NOT) A DRILL. DESIGNATED EMERGENCY PERSONNEL REPORT TO ASSIGNED EMERGENCY RESPONSE FACILITIES OR ASSEMBLY AREA. ALL OTHER PERSONNEL STAND BY FOR FURTHER ANNOUNCEMENT. THIS (IS) (IS NOT) A DRILL."

2. Emergency Assembly With Accountability

- a. Contact the Security Team Leader. Inform him of the selected point(s), that emergency assembly with accountability is going to be

implemented, and to activate the Security Team (EP-208) and to perform personnel accountability in accordance with EP-110, Personnel Assembly and Accountability

- b. Contact Yoh Construction Security [REDACTED] and inform them that personnel leaving Unit 1 will be reassembling at the Personnel Processing Center (PPC)

"THIS (IS) (IS NOT) A DRILL, THIS (IS) (IS NOT) A DRILL. DESIGNATED EMERGENCY PERSONNEL REPORT TO ASSIGNED EMERGENCY RESPONSE FACILITIES OR ASSEMBLY AREA. ALL OTHER UNIT ONE PERSONNEL LEAVE THE PROTECTED AREA IMMEDIATELY AND REASSEMBLE AT THE PERSONNEL PROCESSING CENTER. THIS (IS) (IS NOT) A DRILL. THIS (IS) (IS NOT) A DRILL.

2.1.8 For off hours, if not already accomplished at the Alert stage, direct the Shift Clerk to activate the call list per EP-291, Staffing Augmentation. If Shift Clerk is not available, this function may be assigned to any available individual.

2.1.9 Direct the activation of the Technical Support Center in accordance with EP-201, Technical Support Center (TSC) Activation, if not already activated.

2.1.10 Direct the activation of the Emergency Operations Facility in accordance with EP-203, Emergency Operations Facility (EOF) Activation, if not already activated.

2.1.11 If the EOF has not been activated earlier, during the Alert Response procedure, direct a communicator to call EOF personnel (directing them to report to the EOF) using EP-279, EOF Group Phone List.

2.1.12 Assign an Operations Support Center coordinator (PO) if not already done, to direct available personnel to report to the Operations Support Center and to activate it in accordance with EP-202, Operations Support Center (OSC) Activation.

2.1.13 For samples, direct the Shift Chemistry Technician or Chemistry Sampling And Analysis Team Leader to implement EP-230, Chemistry Sampling And Analysis Team.

- 2.1.14 For in-plant surveys, direct a Shift HP Technician or Personnel Safety Team Leader to implement EP-250, Personnel Safety Team .
- 2.1.15 For field surveys, when a release of gaseous radioactive material has occurred or is suspected, direct a Shift HP Technician or Dose Assessment Team Leader to implement EP-210, Dose Assessment Team .
- 2.1.16 For a release, at or greater than the Alert level in EP-101, Classification of Emergencies, or at the discretion of the Emergency Director, direct the Dose Assessment Team Leader to implement EP-210, Dose Assessment Team.
- 2.1.17 On an interim basis, direct the Shift Technical Advisor to perform dose projections using EP-316, Cumulative Population Dose Calculations for Airborne Releases-Manual Method or EP-315 Calculations of Offsite Doses during a Radiological Emergency using RMMS in the Manual Mode and to suggest Protection Action Recommendations per EP-317.
- 2.1.18 For fire/damage repair direct the Maintenance Shift Assistant Foreman or Fire and Damage Team Leader to implement EP-260, Fire and Damage Team and/or EP-261, Damage Repair Group.
- 2.1.19 For a liquid release, implement EP-312, Radioactive Liquid Release, if required.
- 2.1.20 For Security matters, contact Security Shift Supervision and direct implementation of EP-208, Security Team, unless previously done.

3.0 ACTIONS-FOLLOW-UP

- 3.1 Emergency Director shall:
 - 3.1.1 Verify that the Technical Support Center, Emergency Operations Facility and the Operations Support Center have been activated.
 - 3.1.2 Periodically evaluate the event classification in accordance with EP-101, Classification of Emergencies and escalate or de-escalate the classification, as necessary.
 - 3.1.3 If classification is de-escalated, fill out Appendix EP-104-3, Site Emergency De-Escalation Notification Message and give it to the communicator and direct the communicator to perform notification of the

appropriate parties listed in Appendix EP-104-4, Site Emergency Phone List (Escalation or De-escalation).

- 3.1.4 Obtain the following information as necessary to formulate further actions:
- A. Security Status from Security Team Leader
 - B. Sample analysis from Shift Chemistry Technician or Chemistry Sampling And Analysis Team Leader
 - C. In-plant surveys from Shift HP Technician or Personnel Safety Team Leader
 - D. Field surveys from Shift HP Technician or Dose Assessment Team Leader
 - E. Dose projections and protective action recommendations from Shift Technical Advisor or Dose Assessment Team Leader
 - F. Fire/Damage repair status from the Maintenance Shift Assistant Foreman or Fire and Damage Team Leader.
 - G. Notification Results from Communicator.
- 3.1.5 Discuss protective action recommendations with the Site Emergency Coordinator.
- 3.1.6 Determine which additional support personnel are necessary for emergency functions and direct the shift clerk or other assigned communicator to contact those personnel.
- 3.1.7 Provide site personnel with public address (PA) announcements for any major changes in plant emergency status, such as changing emergency action levels and evacuations.
- 3.1.8 Evaluate the need and order evacuation of affected areas as necessary.

Refer to the following procedures:

EP-303 Local Evacuation

EP-304 Partial Plant Evacuation

EP-305 Site Evacuation

3.1.9 Perform the following until relieved by the Site Emergency Coordinator:

- A. Discuss protective action recommendations with the Dose Assessment Team Leader.
- B. Provide protective action recommendations, if necessary, to the Pennsylvania Bureau of Radiation Protection.
- C. Inform the various emergency response groups if the recovery phase organization is to be implemented.

3.2 The Communicator shall:

3.2.1 Inform the Emergency Director when appropriate notifications have been made and submit completed copy of Appendix EP-104-3 Site Emergency Phone List (Initial Notification) or Appendix EP-104-4, Site Emergency Phone List (Escalation or De-escalation) for Emergency Directors Signature.

4.0 APPENDICES

- 4.1 EP-104-1 Site Emergency Notification Message
- 4.2 EP-104-2 Site Emergency De-Escalation Notification Message
- 4.3 EP-104-3 Site Emergency Phone List (Initial Notification)
- 4.4 EP-104-4 Site Emergency Phone List (Escalation or De-escalation)

5.0 SUPPORTING INFORMATION

5.1 Purpose

The purpose of this procedure is to provide guidelines for the site response to a Site Emergency.

5.2 Criteria For Use

- 5.2.1 This procedure shall be implemented when an event has been classified as a Site Emergency per EP-101, Classification of Emergency and EP-101 has been completed.

5.3 Special Equipment

None

5.4 References

- 5.4.1 Limerick Generating Station Emergency Plan
- 5.4.2 NUREG 0654, Criteria For Preparation and
Rev. 1 Evaluation of Radiological Emergency
Response Plans and Preparedness in
Support of Nuclear Power Plants.
- 5.4.3 EP-101 Classification of Emergencies
- 5.4.4 EP-291 Staffing Augmentation
- 5.4.5 EP-201 Technical Support Center (TSC) Activation
- 5.4.6 EP-202 Operations Support Center (OSC) Activation
- 5.4.7 EP-203 Emergency Operations Facility (EOF) Activation
- 5.4.8 EP-317 Determination of Protective Action
Recommendations
- 5.4.9 EP-316 Cumulative Population Dose Calculations For
Airborne Releases-Manual Method
- 5.4.10 EP-303 Local Evacuation
- 5.4.11 EP-304 Partial Plant Evacuation
- 5.4.12 EP-305 Site Evacuation
- 5.4.13 EP-306 Evacuation of the Information Center
- 5.4.14 EP-110 Personnel Assembly and Accountability
- 5.4.15 EP-208 Security Team
- 5.4.16 EP-210 Dose Assessment Team
- 5.4.17 EP-230 Chemistry Sampling and Analysis Team

5.4.18 EP-250 Personnel Safety Team

5.4.19 EP-260 Fire and Damage Team

5.4.20 EP-261 Damage Repair Group

5.4.21 EP-312 Radioactive Liquid Release

5.4.22 EP-279 Emergency Operations Facility (EOF) Group Phone
List

5.4.23 EP-315 Calculations of Offsite Doses During a
Radiological Emergency using RMMS in the Manual Mode.

APPENDIX EP-104-1

SITE EMERGENCY NOTIFICATION MESSAGE

Message: This *(is)(is not) a drill. This (is)(is not)* a drill.

This is Limerick Generating Station calling to report a Site

Emergency. My name is _____, telephone _____.

Limerick Generating Station is reporting a Site Emergency declared at

Unit No. ____.

Time and date of Site Emergency classification are _____,
(24 hr. clock time)

(Date)

The basic problem is _____.

There *(has been) (has not been)* an *(airborne) (liquid)* radioactive
release from the plant. The plant status is *(stable) (improving)

(degrading) (not known).* There is no protective action recommended.

This *(is) (is not)* a drill. This *(is) (is not)* a drill.

APPENDIX EP-104-2

SITE EMERGENCY DE-ESCALATION NOTIFICATION MESSAGE

MESSAGE: This *(is) (is not)* a drill. This *(is) (is not)* a
drill. This is Limerick Generating Station calling to report a
change in emergency action level. The site emergency has been *(de-
escalated to an) (Unusual Event) (Alert) (Terminated)*. Time and
date are


_____, _____. The plant status is *(stable)
(24 Hr Clock Time) (Date)

(improving)*. My name is _____. This *(is) (is not)* a
drill.

This *(is) (is not)* a drill.

APPENDIX EP-104-3
SITE EMERGENCY PHONE LIST
(INITIAL NOTIFICATION)

Time Initiated _____

Personnel/Agency to be notified	Phone Number	Person Responding
a. Station Superintendent. G. M. Leitch Alternate J. P. Franz		
b. Load Dispatcher		
c. Montgomery County Office of Emergency Preparedness		
d. Pennsylvania Emergency Management Agency		
e. Pennsylvania Bureau of Radiation Protection, Harrisburg, PA		
f. Manager - Public Information Ronald Harper		
g. Director - Emergency Preparedness Roberta Kankus		

11-1

11-2

11-3

11-4

11-5

11-6

11-7

11-8

11-9

11-10

11-11

11-12

11-13

11-14

APPENDIX EP-104-3 (CONT'D)
SITE EMERGENCY PHONE LIST (CONT'D)
(INITIAL NOTIFICATION)

Personnel/Agency to be notified	Phone Number	Time	Person Responding
---------------------------------	--------------	------	-------------------

h. NRC Operations Center* Bethesda, MD	[REDACTED]		
---	------------	--	--

Make this call last and remain on telephone until NRC disconnects

*Person contacting NRC must be licensed operator

Agencies to be contacted after
the above personnel/agencies
have been notified

i. Berks County Emergency Management Agency	[REDACTED]		
--	------------	--	--

j. Chester County Emergency Services	[REDACTED]		
---	------------	--	--

Completed By: _____


Verified By: _____
Emergency Director

Time/Date _____

RESTRICTED

APPENDIX EP-104-4
SITE EMERGENCY PHONE LIST
(ESCALATION OR DE-ESCALATION)

Time Initiated _____

Personnel/Agency to be notified	Phone Number	Time	Person Responding
a. Station Superintendent G. M. Leitch			
Alternate J. F. Franz			
b. Load Dispatcher			
c. Pennsylvania Bureau of Radiation Protection Harrisburg, PA			
d. NRC Operations Center* Bethesda, MD			

PROPRIETARY

Make this call last and remain on telephone until NRC disconnects

*Person contacting NRC must be licensed operator

APPENDIX EP-104-4 (CONT'D)
SITE EMERGENCY PHONE LIST (CONT'D)
(ESCALATION OR DE-ESCALATION)

Personnel/Agency to be notified	Phone Number	Time Person Responding
Agencies to be contacted after the above personnel/agencies have been notified		
e. Montgomery County Office of Emergency Preparedness and Medical Services		
f. Berks County Emergency Management Agency		
g. Chester County Emergency Services		

Completed By: _____

Time/Date _____

Verified By: _____
Emergency Director

PROPRIETARY

PHILADELPHIA ELECTRIC COMPANY
LIMERICK GENERATING STATION
EMERGENCY PLAN IMPLEMENTING PROCEDURE

3852032840

EP-105 GENERAL EMERGENCY RESPONSE

1.0 PARTICIPANTS

- 1.1 Shift Superintendent or designated alternate shall assume the role of Emergency Director and implement this procedure until relieved.
- 1.2 Station Superintendent or designated alternate shall report to the Technical Support Center or Control Room, relieve the Emergency Director, assume the role of Emergency Director, and continue implementing the procedure, if necessary.
- 1.3 Site Emergency Coordinator shall report to the Emergency Operations Facility and perform the appropriate section of this procedure, if necessary.

2.0 ACTIONS - IMMEDIATE

- 2.1 Emergency Director shall:
 - 2.1.1 Verify the emergency classification as determined in EP-101, Classification of Emergencies unless determination has just been made.
 - 2.1.2 Fill out Appendix EP-105-1, General Emergency Notification Message, and give it to the communicator.
 - 2.1.3 Direct communicator to complete notification of the appropriate parties as specified in Appendix EP-105-3, General Emergency Phone List (Initial Notification) or Appendix EP-105-4, General Emergency Phone List (Escalation or General escalation) within 15 minutes.

PROPRIETARY
CONTROLLED COPY
VALID ONLY WHEN RED

THE COMMUNICATOR SHALL MAN THE NRC RED TELEPHONE ON A CONTINUOUS BASIS UNTIL THE NRC DISCONNECTS.

- 2.1.4 Contact the Station Superintendent and the Shift Technical Advisor, inform them of the situation, if not already done.
- 2.1.5 Direct the Info Center Staff [REDACTED] to implement EP-306, Evacuation of the Information Center, if not already done. Inform the staff of the wind direction, if there is an airborne release.
- 2.1.6 If there is a radiological release, implement EP-305, Site Evacuation.
- 2.1.7 If there has not been a radiological release,

- A. Evacuate all construction personnel by contacting Bechtel Safety [REDACTED] Direct them to call for a "Total Project Evacuation" in accordance with Bechtel procedures. Inform them of nature and preferred evacuation direction.
- B. Contact Yoh Construction Security [REDACTED] Off-Hours [REDACTED] and inform them that a Total Project Evacuation of Bechtel Construction personnel is being implemented. Also contact Operations Security [REDACTED] and tell them of the construction evacuation.

THIS WILL CALL FOR THE ASSEMBLY OF PERSONNEL AT THE UPPER PARKING LOT. IF IT IS DESIRED THAT THEY LEAVE THE SITE, INFORM BECHTEL COMMAND POSTS AT THE UPPER PARKING LOT.

- C. Select the type of accountability desired for personnel in the protected area and implement the required actions below:

1. Emergency Assembly Without Accountability

- Make the following announcement

"THIS (IS) (IS NOT) A DRILL. DESIGNATED EMERGENCY PERSONNEL REPORT TO ASSIGNED EMERGENCY RESPONSE FACILITIES OR ASSEMBLY AREA. ALL OTHER PERSONNEL STAND BY FOR FURTHER ANNOUNCEMENT. THIS (IS) (IS NOT) A DRILL."

2.1.11 If the EOF has not been activated earlier, during an Alert or Site Emergency Response procedure, direct a communicator to call EOF personnel (directing them to report to the EOF) using EP-279, EOF Group Phone List.

- 2.1.12 Assign an Operations Support Center Coordinator (PO), if not already done, to direct available personnel to report to the Operations Support Center and to activate it in accordance with EP-202, Operations Support Center (OSC) Activation.
- 2.1.13 For samples, direct the Shift Chemistry Technician or Chemistry Sampling And Analysis Team Leader to implement EP-230 Chemistry Sampling And Analysis Team.
- 2.1.14 For in-plant surveys, direct a Shift HP Technician or Personnel Safety Team Leader to implement EP-250, Personnel Safety Team .
- 2.1.15 For field surveys when a release of gaseous radioactive material has occurred or is suspected, direct Dose Assessment Team Leader to implement EP-210, Dose Assessment Team .
- 2.1.16 For a release at or greater than the Alert level in EP-101, Classification of Emergencies, or at the discretion of the Emergency Director, direct the Dose Assessment Team Leader to implement EP-210, Dose Assessment Team.
- 2.1.17 On an interim bases, direct the Shift Technical Advisor to perform dose projections using EP-316, Cumulative Population Dose Calculations for Airborne Releases-Manual Method or EP-315 Calculation of Offsite Doses during a Radiological Emergency using RMMS in the Manual Mode and to suggest Protective Action Recommendations per EP-317.
- 2.1.18 For fire/damage repair direct the Maintenance Shift Assistant Foreman or Fire and Damage Team Leader to implement EP-260, Fire and Damage Team and/or EP-261 Damage Repair Group.
- 2.1.19 For a liquid release, implement EP-312, Radioactive Liquid Release, if required.
- 2.1.20 For Security matters, contact Security Shift Supervision and direct implementation of EP-208, Security Team, unless previously done.

3.0 ACTIONS - FOLLOW-UP

- 3.1 Emergency Director shall:
 - 3.1.1 Verify that the Technical Support Center, Emergency Operations Facility and the Operations Support Center have been activated.
 - 3.1.2 Periodically evaluate the event classification in accordance with EP-101, Classification of Emergencies. If the conditions change, deescalate to an appropriate classification.
 - 3.1.3 If classification is de-escalated, fill out Appendix EP-105-2, General Emergency De-escalation Notification Message, and give it to the communicator and direct the communicator to perform notification of the appropriate parties listed in Appendix EP-105-4, General Emergency Phone List (Escalation or De-escalation).
 - 3.1.4 Obtain the following information as necessary to formulate further actions:
 - A. Security Status from Security Team Leader
 - B. Sample analysis from Shift Chemistry Technician or Chemistry Sampling and Analysis Team Leader
 - C. In-plant surveys from Shift HP Technician or Personnel Safety Team Leader
 - D. Field surveys from Shift HP Technician or Dose Assessment Team Leader
 - E. Dose projections and protective action recommendations from Shift Technical Advisor or Dose Assessment Team Leader
 - F. Fire/Damage Repair status from the Maintenance Shift Assistant Foreman or Fire and Damage Team Leader
 - G. Notification results from Communicator
 - 3.1.5 Discuss protective action recommendations with the Site Emergency Coordinator.
 - 3.1.6 If not already performed, determine which additional support personnel are necessary for emergency functions and direct the Shift Clerk

or other assigned person to contact those personnel.

3.1.7 Provide site personnel with public address (PA) speaker announcements for any major changes in plant emergency status, such as changing emergency action levels.

3.1.8 Evaluate the need and order evacuation of effected areas as necessary.

Refer to the following procedures:

EP-303 Local Evacuation

EP-305 Site Evacuation

EP 306 Evacuation of the Information Center

3.1.9 Perform the following until relieved by the Site Emergency Coordinator:

A. Discuss protective action recommendations with the Dose Assessment Team Leader.

B. Provide protective action recommendations to the Pennsylvania Bureau of Radiation Protection.

C. Inform the various emergency response groups if the recovery phase organization is to be implemented.

3.2 Communicator shall:

3.2.1 Inform the Emergency Director when appropriate notifications have been made and submit completed copy of Appendix EP-105-4 General Emergency Phone List (Initial Notification) or Appendix EP-105-5 (Escalation or De-escalation) for Emergency Director's signature.

4.0 APPENDICES

4.1 EP-105-1 General Emergency Notification Message

4.2 EP-105-2 General Emergency De-escalation Notification Message

- 4.3 EP-105-3 General Emergency Phone List
(Initial Notification)
- 4.4 EP-105-4 General Emergency Phone List
(Escalation or De-escalation)

5.0 SUPPORTING INFORMATION

- 5.1 The purpose of this procedure is to provide guidelines for the site response to a General Emergency.
- 5.2 Criteria for Use
 - 5.2.1 This procedure shall be implemented when an event has been classified as a General Emergency per EP-101, Classification of Emergencies, and EP-101 has been completed.
- 5.3 Special Equipment

None
- 5.4 References
 - 5.4.1 Limerick Generating Station Emergency Plan
 - 5.4.2 NUREG 0654, Criteria for Preparation and Evaluation of Radiological Emergency Response Plans in Support of Nuclear Power Plants
 - 5.4.3 EP-101 Classification of Emergencies
 - 5.4.4 EP-201 Technical Support Center (TSC) Activation
 - 5.4.5 EP-202 Operations Support Center (OSC) Activation
 - 5.4.6 EP-203 Emergency Operations Facility (EOF) Activation
 - 5.4.7 EP-291 Staffing Augmentation
 - 5.4.8 EP-303 Local Evacuation
 - 5.4.9 EP-304 Partial Plant Evacuation
 - 5.4.10 EP-305 Site Evacuation
 - 5.4.11 EP-306 Evacuation of the Information Center

- 5.4.12 EP-317 Determination of Protective Action Recommendations
- 5.4.13 EP-316 Cumulative Population Dose Calculations For Airborne Releases - Manual Method
- 5.4.14 EP-110 Personnel Assembly and Accountability
- 5.4.15 EP-208 Security Team
- 5.4.16 EP-210 Dose Assessment Team
- 5.4.17 EP-230 Chemistry Sampling and Analysis Team
- 5.4.18 EP-250 Personnel Safety Team
- 5.4.19 EP-260 Fire and Damage Team
- 5.4.20 EP-261 Damage Repair Group
- 5.4.21 EP-312 Radioactive Liquid Release
- 5.4.22 EP-279 Emergency Operations Facility (EOF) Group Phone List
- 5.4.23 EP-315 Calculations of Offsite Doses during a Radiological Emergency using RMMS in the Manual Mode.

APPENDIX EP-105-1

GENERAL EMERGENCY NOTIFICATION MESSAGE

MESSAGE: This (IS) (IS NOT) a drill. This (IS) (IS NOT) a drill.

This is the Limerick Generating Station calling to report a General

Emergency. My name is _____, telephone

_____. Limerick Generating Station is reporting a General

Emergency declared at Unit No. _____. Time and date of General

Emergency classification are

_____, _____.

(24 Hr Clock Time)

(Date)

The basic problem is _____.

There (HAS BEEN) (HAS NOT BEEN) an (AIRBORNE) (LIQUID) radioactive

release from the plant. The plant status is (STABLE) (IMPROVING)

(DEGRADING) (NOT KNOWN). The protective action recommended is

(Note 1) _____. The affected area is _____.

This (IS) (IS NOT) a drill. This (IS) (IS NOT) a drill.

IF A GENERAL EMERGENCY HAS BEEN DECLARED WITHOUT PRIOR EMERGENCY CLASSIFICATION, PROVIDE THE RECOMMENDATION TO SHELTER WITHIN THE 2 MILE RADIUS AND 5 MILES DOWNWIND OF THE PLANT. IF PEMA & BRP ARE NOT AVAILABLE, MAKE THE RECOMMENDATION DIRECTLY TO THE COUNTIES.

APPENDIX EP-105-2

GENERAL EMERGENCY DE-ESCALATION NOTIFICATION MESSAGE

Message: This (IS) (IS NOT) a drill. This (IS) (IS NOT) a
drill. This is Limerick Generating Station calling to report a
change in emergency action level. The General Emergency has
been (DE-ESCALATED TO) (AN UNUSUAL EVENT) (AN ALERT) (AN SITE
EMERGENCY) (TERMINATED). Time and date are

_____, _____. The plant status is (stable)

(24 Hr Clock Time) (Date)


(IMPROVING). My name is _____.

This (IS) (IS NOT) a drill. This (IS) (IS NOT) a drill.

APPENDIX EP-105-3
GENERAL EMERGENCY PHONE LIST

Time Initiated _____

(INITIAL NOTIFICATION)

Personnel/Agency To Be Notified		Phone Number	Time	Person Responding
a.	Station Superintendent G. M. Leitch	Home Office		
	Alternate J. F. Franz	Home Office		
b.	Load Dispatcher	Office		
c.	Montgomery County Office of Emergency Preparedness			
d.	Pennsylvania Emergency Management Agency			
e.	Pennsylvania Bureau of Radiation Protection Harrisburg, PA			
	Manager - Public Information	Home		
f.	Ronald Harper	Office Pager	Rev. 5 (8AM-4PM) (After 4PM) (8AM-4PM) (8AM-4PM) (8AM-4PM) (PEMA after hours)	
g.	Director - Emergency Preparedness Roberta Kankus	Home Office		

SECRETARY

APPENDIX EP-105-3
GENERAL EMERGENCY PHONE LIST

Time Initiated _____

(INITIAL NOTIFICATION)

Personnel/Agency To Be Notified

Phone Number

Time

Person Responding

h. NRC Operations Center*
Bethesda, MD

Make this call last and remain on
telephone until NRC disconnects

*Person contacting NRC must be
Licensed Operator

Agencies to be contacted after
the above personnel/agencies have
been notified

i. Berks County Emergency
Management Agency

j. Chester County Emergency
Services

Completed By: _____

Time/Date _____

Verified By: _____

EMERGENCY DIRECTOR

RECEIVED
FEB 11 1971
FBI

APPENDIX EP-105-4
GENERAL EMERGENCY PHONE LIST

Time Initiated _____

(ESCALATION OR DE-ESCALATION)

Personnel/Agency To Be Notified	Phone Number	Time	Person Responding
a. Station Superintendent G. M. Leitch	Home Office		
Alternate J. F. Franz	Home Office		
b. Load Dispatcher	Office		
c. Pennsylvania Bureau of Radiation Protection Harrisburg, PA		(8am-4pm) (8am-4pm) (8am-4pm) (PEMA after hours)	
d. NRC Operations Center* Bethesda, MD			

Make this call last and remain on
telephone until NRC disconnects

*Person contacting NRC must be
Licensed Operator

PROHIBITARY

APPENDIX EP-105-4
GENERAL EMERGENCY PHONE LIST

Time Initiated _____

(ESCALATION OR DE-ESCALATION)

Personnel/Agency To Be Notified

Phone Number

Time

Person Responding

Agencies to be contacted after
the above personnel/agencies have
been notified

e. Montgomery County Office
of Emergency Preparedness
and Medical Services

f. Berks County Emergency
Management Agency

g. Chester County Emergency
Services

Completed By: _____

Time/Date _____

Verified By: _____

EMERGENCY DIRECTOR

PROPRIETARY

PHILADELPHIA ELECTRIC COMPANY
LIMERICK GENERATING STATION
EMERGENCY PLAN IMPLEMENTING PROCEDURE

385203.2850

EP-110 PERSONNEL ASSEMBLY AND ACCOUNTABILITY

1.0 PARTICIPANTS

- 1.1 Site Personnel shall report to their Emergency Assembly Areas or as otherwise directed.
- 1.2 Emergency Assembly Area Coordinator shall perform an accountability check of personnel at their assembly area.
- 1.3 Bechtel and Subcontractor Personnel shall assemble and account for their personnel in accordance with Bechtel procedures.
- 1.4 Security shall assemble a list of unaccounted personnel for the Security Team Leader and Emergency Director.
- 1.5 Emergency Director shall direct the Personnel Safety Team Leader to activate the Search and Rescue/First Aid Group in order to locate unaccounted for personnel.

2.0 ACTIONS - IMMEDIATE

THESE ACTIONS WILL IMMEDIATELY FOLLOW THE ASSEMBLY ANNOUNCEMENT MADE IN ACCORDANCE WITH ANY OF THE FOLLOWING:

EP-103 - Alert Response

EP-104 - Site Emergency Response

EP-105 - General Emergency Response

EP-305 - Site Evacuation

2.1 For emergency assembly WITHOUT accountability check.

2.1.1 Designated Emergency Response personnel shall report to their assigned assembly areas (see Appendix EP-110-1).

2.1.2 Other personnel shall remain at their normal positions until receiving further instructions.

CONTROLLED
COPY
VALID WHEN RED

- 2.2 For emergency assembly WITH accountability check.
- 2.2.1 Unit 1 personnel shall report to their designated Emergency Assembly Area (see Appendix EP-110-1). If not assigned to an Emergency Assembly Area, exit the Protected Area, and report to the Personnel Processing Center.
- 2.2.2 Personnel escorting visitors shall:
 - A. Escort visitors to Administration Building Guard Station
 - B. Report to their Emergency Assembly Area (see Appendix EP-110-1) or, if not assigned to an Emergency Assembly Area, exit the Protected Area, and report to the Personnel Processing Center.
- 2.3 Emergency Assembly Area Coordinators shall:
- 2.3.1 For Assembly without an accountability check:
 - A. Maintain a log of names and badge numbers of all personnel leaving and returning to assembly areas.
- 2.3.2 For Assembly with an accountability check:
 - A. Record names and security badge numbers of all individuals reporting to the assembly area.

Conduct a roll call (if necessary) to verify an accurate listing of personnel.
 - B. Report names of accounted for personnel to Security when contacted.
 - C. Maintain a log of names and badge numbers of all personnel leaving and returning to assembly areas.
 - D. If the entire group of assembled personnel are to move to a new location, perform steps A through C to ensure that accountability is maintained.
- 2.4 Security Personnel shall:
- 2.4.1 For Assembly with Accountability:
 - A. Report to the appropriate personnel exit areas.

- B. Ensure that personnel exiting the Protected Area follow the normal "Card-Out" procedure and utilize the portal monitors while exiting.
- C. If the COMPUTER is NOT operating:
 - 1. Obtain a copy of the Master Badge List.
 - 2. Collect the badges of all existing personnel. Using the Master Badge List, check OFF the numbers of all the collected badges and those not in use at the time of the evacuation.
 - 3. Give the completed Master Badge List to the Accountability Group Leader as quickly as possible.

2.4.2 For Site Evacuation:

- A. Report to the appropriate personnel exit areas and set out buckets or other containers to collect security badges.
- B. Have exiting personnel deposit their security badges and dosimetry in the appropriate containers, and utilize the portal monitors.

IF PORTAL MONITORS ALARM, PERSONNEL SHOULD BE INSTRUCTED TO REPORT TO THE VEHICLE AND EVACUEE CONTROL GROUP LEADER AT OFFSITE ASSEMBLY AREAS.

Emergency workers may be required to retain dosimetry. Prior arrangements should be made through Security Team Leader.

- C. If the Security Computer System is operable, badges will be carded out by security using the exit lane card readers.
- D. If the Security Computer System is NOT operable, perform the steps detailed in 2.4.1 of this procedure.

2.5 Accountability Group shall:

2.5.1 For Assembly with Accountability:

- A. Report to the Administration Guard Station.
- B. Contact the Emergency Assembly Area Coordinators for accountability reports

utilizing Appendix EP-110-1, Emergency Assembly Areas.

- C. Compile a list of personnel in the Protected Area using information received from the Emergency Assembly Area Coordinators and the Security Computer System.

IF THE SECURITY COMPUTER IS NOT OPERABLE, PLANT SECURITY WILL PROVIDE A MASTER BADGE LIST WITH ALL BADGES TURNED IN AND BADGES NOT IN USE CHECKED OFF.

- D. Compare the list of personnel remaining in the Protected Area with the Emergency Assembly Area Coordinators accountability reports to compile a list of unaccounted for personnel.
- E. Within 30 minutes from the time of the evacuation and assembly announcement, report the accountability STATUS and the names of the unaccounted for personnel to the Security Team Leader.
- F. Contact the Bechtel Command Posts at the North Parking Lot to determine if any Bechtel or subcontractor personnel are unaccounted for and inform the Security Team Leader.
- G. As unaccounted for personnel are located, immediately provide an update of the accountability STATUS to the Security Team Leader.

2.5.2 For Site Evacuation:

- A. Report to the Administration Guard Station.
- B. If the Security Computer is NOT operating, obtain the Master Badge List.
- C. Complete steps 2.1.5.1 B through G of this procedure.

2.6 Security Team Leader shall:

- 2.1.6.1 Report the names of unaccounted for personnel to the Emergency Director.
- 2.6.2 Forward a list of unaccounted for personnel to the Personnel Safety Team Leader at the following locations:

A. Operations Support Center (If Technical Support Center is not activated).

B. Technical Support Center (If Technical Support Center is activated).

2.1.6.3 As unaccounted for personnel are located, immediately provide an update of the accountability status to the Emergency Director and Personnel Safety Team Leader.

3.0 ACTIONS - FOLLOW-UP

3.1 Emergency Director shall:

3.1.1 Contact the Personnel Safety Team Leader to activate the Search and Rescue Group/First Aid if required to locate unaccounted for personnel.

3.1.2 Contact the Personnel Safety Team Leader for status updates.

4.0 APPENDICES

4.1 EP-110-1, Emergency Assembly Areas

5.0 SUPPORTING INFORMATION

5.1 Purpose

The purpose of this procedure is to provide the steps necessary for personnel assembly and accountability.

5.2 Criteria for Use

5.2.1 This procedure should be implemented whenever an Alert, Site Emergency, General Emergency, or Site Evacuation is declared.

5.2.2 This procedure may also be implemented when an Unusual Event is declared at the discretion of the Emergency Director.

5.2.3 This procedure does not apply to Unit 2 Bechtel and subcontractor personnel since they will be assembled and accounted for per Bechtel Evacuation Procedures.

5.3 Special Equipment

None

5.4 References

5.4.1 Limerick Generating Station Emergency Plan

APPENDIX EP-110-1

EMERGENCY ASSEMBLY AREAS

GROUP	PRIMARY ASSEMBLY AREAS AND TELEPHONE NUMBERS	ALTERNATE ASSEMBLY AREAS AND TELEPHONE NUMBERS	ASSEMBLY AREA COORDINATOR(S)
Technical Support Center Staff:	Technical Support Center Display Area Beige Phone or Station		Leader Personnel Safety Team Leader
HP Technicians (4)	Operations Support Center Station Phone - Ext.		Senior HP TA/ Technician
Plant Operators (4) Auxiliary Plant Operators	Operations Support Center Station Phone - Ext.		Senior Ranking P.O., A.P.O., or A.O.
Security Guards	Admin Guard Station (CAS) Brown Phone - Ext.		Senior Ranking Security Person

Notes:

- (1) If the OSC becomes or is uninhabitable, the OSC Coordinator, Plant Survey Group Leader and up to 5 HP Technicians and 5 Operators report to the MRF Room in the Control Room. All others report to the Maintenance Shop.
- (2) If accountability is required they will leave the Protected Area. Otherwise, they will receive further instructions and directions.
- (3) If the TSC becomes or is uninhabitable, the Emergency Director, Personnel Safety Team Leader, Technical Support Group Leader and up to 5 others designated by the Emergency Director report to the Control Room. All others report to the Maintenance Shop.
- (4) The auxiliary OSC on Elevation 239' may be used to hold excess personnel; however, the OSC on Elevation 269' is the assembly area.

GROUP	PRIMARY ASSEMBLY AREAS AND TELEPHONE NUMBERS	ALTERNATE ASSEMBLY AREAS AND TELEPHONE NUMBERS	ASSEMBLY AREA COORDINATOR(S)
Control Operators	Control Room	Safe Shutdown Panels	Shift Superintendent
Asst. Control Operators	Station Phone -	For Units 1 and 2	Alt: Shift Supervisor
Shift Supervision STA	Ext. [REDACTED]	Ext. - [REDACTED] (Only if Control Room uninhabitable)	
Chemistry Technicians	Chemistry Field Office Station Phone - Ext. [REDACTED]	Maint. Shop Ext. [REDACTED]	Chemist
Instrument & Control Technicians & PECO Field Engineers	Maintenance Shop Brown Phone Ext. [REDACTED]	Personnel Processing Center Ext. [REDACTED]	Senior Person Present
Escorted Plant Visitors	See Note 2		
Administrative Staff and Visitors	See Note 2 Unescorted		
Bechtel or Subcontractors in Restricted Area	See Note 2		Supervisors
Maintenance Personnel	Maintenance Shop Brown Phone - Ext. [REDACTED]	Personnel Processing Center, Ext. [REDACTED]	

Notes:

- (2) If accountability is required they will leave the Protected Area and assemble at the Personnel Processing Center. Otherwise, they will receive further instructions and directions.

PROPRIETARY

PHILADELPHIA ELECTRIC COMPANY
LIMERICK GENERATING STATION
EMERGENCY PLAN IMPLEMENTING PROCEDURE

Gray
2/4/85

3852032860

EP-241 SAMPLE PREPARATION AND HANDLING OF HIGHLY RADIOACTIVE LIQUID SAMPLES.

1.0 PARTICIPANTS

- 1.1 Chemistry Sampling and Analysis Group Leader determines the method and location of sample processing storage and/or disposal as required and ensures that the Administrative Exposure Guidelines are not exceeded.
- 1.2 Health Physics Technician provides constant coverage, monitors the extremity dose during sample handling, and monitors laboratory habitability.
- 1.3 Chemistry Sampling and Analysis Group members prepare the hot lab post accident sample preparation station, performs sample dilution and analysis.

2.0 ACTIONS - IMMEDIATE

- 2.1 Determination of processing procedure.
 - 2.1.1 Chemistry Sampling and Analysis Group Leader shall obtain the appropriate EP-Sample Data Sheet and select one of the following processing procedures based on the radiation levels of the sample.
 - 2.1.1.1 Send the sample off-site for analysis per EP-244 Offsite Analysis of High Activity Samples.
 - 2.1.1.2 Place the sample in temporary storage for future analysis.
 - 2.1.1.3 Analyze the sample on-site.
 - 2.1.2 The Chemistry Sampling and Analysis Group Leader shall determine the following sample parameters based on sample dose rates and analysis requirements.

CONTROLLED COPY WHEN RED

- 2.1.2.1 Analysis to be performed.
- 2.1.2.2 Order of analysis
- 2.1.2.3 Number and magnitude of dilutions
- 2.1.2.4 Analysis sample volume desired

PH DETERMINATION CANNOT BE PERFORMED ON DILUTED SAMPLES.

COMPLETE SECTION II OF APPENDIX EP-241-1.

2.2 Pre-Job Briefing

- 2.2.1 The Chemistry Sampling and Analysis Group Leader, Health Physics Technician and the Chemistry Sampling and Analysis Group Members shall assemble and review this procedure.
- 2.2.2 The Chemistry Sampling and Analysis Group Leader shall direct group members to perform the necessary steps of this procedure.

SECTION 2.3 AND 2.4 SHOULD BE PERFORMED AS EARLY AS POSSIBLE. THE SAMPLE MAY NOT BE PLACED IN THE SAMPLE PREPARATION STATION UNTIL THESE SECTIONS HAVE BEEN COMPLETED.

- 2.2.3 The Health Physics Technician shall brief group members on:
 - a. RWP requirements
 - b. Radiological concerns and precautions (ALARA)
 - c. Staytimes and exposure limits

CAUTION

KEEP EXPOSURE ALARA

- 2.3 Preparation of sample preparation station for liquid samples.

- 2.3.1 The Chemistry Sampling and Analysis Group Member(s) shall prepare the dilution vials (with appropriate labels) per appendix EP-241-1 and place the vials in the appropriate dilution vial positions in the sample preparation station. Place lead caps over the vials (liquid position).

THE LEAD CAPS MAY BE POSITIONED FOR GAS OR LIQUID SAMPLES. FOR THE PURPOSE OF THIS PROCEDURE THEY SHALL BE IN THE LIQUID POSITION.

- 2.3.2 The Chemistry Sampling and Analysis Group Member(s) shall ensure that the necessary liquid micro syringes (with needles), sample handling tongs and sample analysis containers are in place and available to fulfill dilution and analysis requirements per appendix EP-241-1.

CAUTION

IF THE NEEDLE AND THE SYRINGES ARE NOT CONNECTED TIGHTLY THEY MAY SEPARATE WHEN WITHDRAWING FROM THE SAMPLE VIAL.

- 2.3.3 The Chemistry Sampling and Analysis Group Member(s) shall ensure that at least one pair of plastic gloves and two plastic sample bags are available for each gamma analysis to be performed.

2.4 Preparation of analysis instrumentation.

- 2.4.1 The Chemistry Sampling and Analysis Group Member(s) shall insure that the appropriate analysis procedures specified in appendix EP-241-1 are available and have been performed to the point that each analysis instrument is ready to accept the sample for analysis.

THE FOLLOWING STEPS ARE TO BE PERFORMED BY THE CHEMISTRY SAMPLING AND ANALYSIS GROUP MEMBER(S) (UNLESS OTHERWISE SPECIFIED) AND REQUIRE CONSTANT HEALTH PHYSICS MONITORING.

LEAD BRICKS IN THE SAMPLE PREPARATION STATION HAVE BEEN MODIFIED TO ACCEPT THE SAMPLE. THE LEAD BRICK LABELED "SAMPLE VIAL A" HAS BEEN MODIFIED TO ACCEPT A GAS OR LIQUID SAMPLE FROM THE PASS. THE LEAD BRICK LABELED "SAMPLE VIAL B" HAS BEEN MODIFIED TO ACCEPT A LIQUID SAMPLE FROM THE REACTOR COOLANT SAMPLE STATION.

- 2.5 Transport of sample from transport cask to sample preparation station.
- 2.5.1 Remove the lead cap from the lead brick to accept the sample.
- 2.5.2 Position the sample transport cask as close to the Sample Preparation Station as possible.
- 2.5.3 As quickly and carefully as is possible, remove the sample from the transport cask and place it in the lead brick.
- 2.5.4 Quickly place the lead cap over the sample in the "liquid" position.
- 2.5.5 Retreat from the Sample Preparation Station and allow the Health Physics Technician to take dose rate readings.

THE HEALTH PHYSICS TECHNICIAN SHALL INFORM THE CHEMISTRY SAMPLING AND ANALYSIS GROUP MEMBER OF THE SAMPLE PREPARATION STATION DOSE RATES AND STAY TIME.

- 2.6 Sample Dilution (if dilutions are not to be performed, proceed to step 2.7).

DILUTIONS TO BE MADE ARE DESCRIBED IN APPENDIX EP-241-1. ALL ACCESSORIES USED IN THE DILUTION PROCESS SHALL BE MAINTAINED BEHIND THE LEAD SHIELD WALL ONCE THEY HAVE BEEN CONTAMINATED. ENSURE THAT THE SYRINGE AND NEEDLE ARE CONNECTED TIGHTLY OR THEY MAY SEPARATE WHEN WITHDRAWING FROM THE SAMPLE VIAL.

- 2.6.1 Insert the syringe thru the sample access hole in the lead cap then thru the sample vial septum and into the sample to be diluted. Withdraw the predetermined (appendix EP-241-1) aliquot from the sample vial.
- 2.6.2 Withdraw the syringe from the sample and insert it in the predescribed method into the next sequential dilution vial to accept the sample (Dilution Vial #1, #2 etc.). Inject the aliquot into the dilution vial.
- 2.6.3 Withdraw the syringe from the sample. Separate the needle and the syringe and discard them in the shielded waste container.

- 2.6.4 Remove the lead cap over the diluted sample. Grasp the sample vial securely with the sample handling tongs and raise the vial out of the lead brick (but not above the lead shield wall).
- 2.6.5 Using the tongs, swirl the sample vial enough to ensure adequate mixing, replace the vial. Replace the lead cap (liquid position).
- 2.6.6 If further dilutions are necessary (per appendix EP-241-1) repeat steps 2.6.1 thru 2.6.5, always beginning with the last dilution vial to accept a sample aliquot.
- 2.6.7 When desired dilution is reached, the Health Physics Technician shall determine the dose rate of the diluted sample.
- 2.6.8 If the diluted sample dose rate is unacceptable, repeat steps 2.6.1 thru 2.6.5 until dose rate is acceptable. Indicate additional dilutions on appendix EP-241-1.

2.7 Sample Cup Preparation

- 2.7.1 For each analysis to be performed (appendix EP-241-1) use the syringe transfer method (step 2.6.1) to sequentially obtain the volume of sample required (Appendix EP-241-1) from the appropriate diluted/undiluted sample source (appendix EP-241-1).

DUE TO THE AMOUNT OF SAMPLE BEING REMOVED FROM THE BOTTLE IT MAY BE NECESSARY TO INJECT AN EQUAL AMOUNT OF AIR INTO THE BOTTLE.

- 2.7.2 Inject the appropriate sample aliquot into its analysis cup.

DUE TO THE SMALL VOLUME OF SAMPLE USED TO PERFORM PH AND THE EFFECTS CO2 ABSORPTION WILL HAVE ON THE ANALYSIS, THE PH SHOULD BE DETERMINED IMMEDIATELY AFTER THE SAMPLE IS PLACED IN ITS SAMPLE CUP.

3.0 ACTIONS--FOLLOW-UP

3.1 Perform the predetermined analysis (Appendix EP-241-1) in the predetermined sequence (Appendix EP-241-1).

3.2 Disposal of samples and contaminated materials

THE STORAGE AND/OR DISPOSAL OF THE UNUSED PORTION OF THE ORIGINAL SAMPLE WILL BE AT THE DISCRETION OF THE CHEMISTRY SAMPLING AND ANALYSIS GROUPS LEADER AND THE HEALTH PHYSICS TECHNICIAN.

3.2.1 The remaining samples and contaminated sample cups shall be disposed of in the shielded waste container. The sample handling tongs shall be used in the transfers. The samples and sample cups should be kept behind the lead shield wall as much as is possible.

3.2.2 Transfer and disposal of the shielded waste container will be at the discretion of the Health Physics Technician and the Chemistry Sampling and Analysis Group Leader.

4.0 APPENDICES

4.1 EP-241-1 Data Sheet

5.0 SUPPORTING INFORMATION

5.1 Purpose

The purpose of this procedure is to provide guidelines for sample preparation and handling of highly radioactive liquid samples following accident conditions.

5.2 Criteria for Use

5.2.1 This procedure shall be implemented when preparing or handling highly radioactive liquid samples during an emergency situation.

5.2.2 Ventilation in the sample preparation hood is operating.

5.3 Special Equipment

- 5.3.1 Liquid sample vials with septum.
- 5.3.2 Appropriate liquid microsyringes.
- 5.3.3 Rubber gloves
- 5.3.4 Plastic sample bags.
- 5.3.5 Sample handling tongs.
- 5.3.6 0.01N nitric acid solution(500 ml).
- 5.3.7 Eye protection

5.4 References

- 5.4.1 CH-901 Determination of Ions by Ion Chromatograph during Post Accident Conditions.
- 5.4.2 CH-903 Determination of PH in Low Volume Water Samples during Post Accident Conditions.
- 5.4.3 Ch-904 Determination of Metals by DCP during Post Accident Conditions.
- 5.4.4 CH-905 Determination of Gamma Isotopic Activity during Post Accident Conditions.
- 5.4.5 EP-230 Chemistry Sampling and Analysis Team Activation
- 5.4.6 LGS PSAR 11.5.5, Post-Accident Sampling System

Appendix EP-241-1
Data Sheet

I. Sample Source _____ Processing Procedure: (X)
 Grab Sample Point _____ A. Sent Offsite for Analysis(1) ()
 Initial Sample Volume _____ B. Placed in Temporary Storage (1),(2) ()
 Initial Contact Dose Rate _____ C. Analyzed on Site ()
 Sample Date/Time _____
 II.

Order of Analysis	Analysis	Procedure Number	(3) Magnitude of Dilutions	Number of Dilutions	(4) Total Dilution Factor	(5) Analysis Sample Volume	Acceptable Analysis Dose Rate
1	_____	_____	_____	_____	_____	_____	_____
2	_____	_____	_____	_____	_____	_____	_____
3	_____	_____	_____	_____	_____	_____	_____
4	_____	_____	_____	_____	_____	_____	_____
5	_____	_____	_____	_____	_____	_____	_____
6	_____	_____	_____	_____	_____	_____	_____

- (1) If this method is used sign and date this data sheet and terminate this procedure.
 (2) The Chemistry Sampling and Analysis Group Leader shall determine place of storage.
 (3) Magnitude of Dilutions
 10:1 = 1 ml sample: 9 ml of 0.01N Nitric Acid
 100:1 = 0.1 ml sample: 9.9 ml of 0.01 Nitric Acid
 1000:1 = 0.01 ml sample: 9.99 ml of 0.01 N Nitric Acid
 (4) If original sample is a small volume diluted sample, this dilution factor must be considered
 (5) Analysis Sample Volume
 pH 0.5ml Cl (IC) 4 ml
 B (DCP) 4 ml

Due to the complexity of the dilution and analysis process, it is recommended that the same magnitude of dilution be used for all of the analysis.

MDL's for: Boron _____ Chloride _____
 DCP 50 ppb IC 3 ppb
 to 10 Ci/cc

Reactor Coolant Regions of Interest Activity
 Activity - 1 uCi/cc

Boron - 0 to 1000 ppm
 Chloride - 0.5 to 20 ppm
 pH - 1 to 13

Chemistry Group Leader _____
 Chemistry Group Member _____

PHILADELPHIA ELECTRIC COMPANY
LIMERICK GENERATING STATION
EMERGENCY PLAN IMPLEMENTING PROCEDURE

3852032870

EP-272 PHILADELPHIA ELECTRIC COMPANY OFFICIALS PHONE LIST

1.0 PARTICIPANTS

- 1.1 A Communicator shall contact the required Philadelphia Electric Company officials when directed by the Emergency Director or the Site Emergency Coordinator.

2.0 ACTIONS - IMMEDIATE

- 2.1 Communicator will call the following people as necessary.

Sr. V. P. Nuclear

V. S. Boyer
Federal/State Government Liaison

V. P. Corporate Communications

C. Brenner
Public Information Officer, Or
Alternate Federal/State
Government Liaison

Medical Director

W. F. Hushion, MD
Emergency Medical Director

Medical Dispensary Physician

A. J. Cincotta, MD
Alternate Emergency Medical
Director

Home Phone

Centrex

VALID

Home Phone

Centrex

Vice President, Elect. Production

S. L. Daltroff
Emergency Support Officer

Manager, Nuclear Production

M. J. Cooney
Alternate Emergency Support
Officer

Superintendent - Nuclear
Generation Division

| W. T. Ullrich
Site Emergency Coordinator

Superintendent - Nuclear
Services

R. H. Logue
Alternate Site
Emergency Coordinator

Superintendent - Peach Bottom

R. S. Fleischmann II
Alternate Site Emergency
Coordinator

Vice-President -
Engineering & Research Department

J. S. Kemper
Corporate Spokesman

Manager -
Engineering & Research Department

| J. W. Gallagher
Alternate Corporate Spokesman

PROPRIETARY

Home Phone

Centrex

Senior Engineer -
Licensing Section

| B. *L. Clark
Technical Advisor

Engineer-in-Charge
Nuclear Safety Section

G. Hunger
Alternate Technical
Advisor

Chief Mechanical Engineer

E. C. Kistner
Design & Construction
Support Officer

Chief Electrical Engineer

| G. T. Brecht
Alternate Design Construction
Support Officer

Engineer-in-Charge
Fuel Management Section

L. F. Rubino
Core Physics Coordinator

Engineer
Fuel Management Section

H. J. Diamond
Alternate Core
Physics Coordinator

Manager, Corporate
Communications

W. R. Taylor
Alternate Public
Information Officer

PROPRIETARY

Home Phone

Centrex

Assistant Manager - Energy
Information and Ed.

M. D. McCormick
EOF Liason - Corporate
Communications

Manager - Public Information

R. L. Harper
Emergency News Center Coordinator

Senior Representative
Public Information

N. J. McDermott
Alternate Emergency News
Center Coordinator

Manager of Claims Security

J. D. McGoldrick
Emergency Security Officer

Director of Security

R. J. Deneen
Alternate Emergency Security
Officer

Engineer in Charge Chemistry Section

G. H. Assenheimer

Supervising Engineer
Environmental Branch

R. A. Diederich
Environmental Sampling
Coordinator

Home Phone

Centrex

Senior Engineer, Engineering
and Research Dept.

A. Marie
Alternate Environmental
Coordinator

General Superintendent of Maintenance

M. J. McCormick
Maintenance Coordinator

Superintendent, Mechanical Section
Maintenance Division

J. M. Madara
Alternate Maintenance
Coordinator

Manager,
Transmission & Distribution

A. G. Mikalauskas
T. & D. Support Coordinator

Assistant to V. P. T&D

H. J. Why
Alternate T&D Support
Coordinator

Superintendent Electric Protection
Quality Assurance

R. H. Moore
QA/QC Coordinator

Director, Quality Assurance Division

P. K. Pavlides
Alternate QA/QC Coordinator

Home Phone

Centrex

Superintendent
Nuclear Training

R. W. Bulmer
Training Coordinator

Limerick Generating Station
Training Coordinator

E. W. Firth
Alternate Training
Coordinator

Manager Corporate Planning
And Analysis

J. M. Friderichs
Administration and Logistics
Manager

Manager Rate Division

R. C. Williams
Alternate Administration and
Logistics Manager

Manager T&D Services

J. V. Mannion
Alternate Administration and
Logistics Manager

Manager Area Development

J. C. O'Brien
Support Personnel
Accommodations Coordinator

Supervisor Sales Analysis

J. J. Bevan (Tech. Services)
Alternate Support Personnel
Accommodations Coordinator

Home Phone

Centrex

Engineer-In-Charge Licensing

W. M. Alden
Support Personnel Procurement
Coordinator

Engineer Licensing

R. C. Brown
Alternate Support Personnel
Procurement Coordinator

General Supervisor

R. J. Kline
Support Personnel Accom.
Coordinator Schuylkill Division

Business Services Representative

J. N. Pettia
Alternate Support Personnel Accom.
Coordinator Schuylkill Division

Manager Purchasing

H. B. Winitzky
Purchasing Coordinator

Supervising Buyer

R. A. Nones
Alternate Purchasing Coordinator

Manager Insurance Section

W. G. Holberg
Insurance Coordinator

Supervisor Insurance Section

A. L. Saltiel
Alternate Insurance Coordinator

Home Phone

Centrex

General Supt. Trans. Division

E. L. Dold
Transportation Coordinator

Supt. Trans. Division

R. T. Melvin
Alternate Transportation
Coordinator

General Supt. Office Systems
and Communications

B. C. Czarkowski
Communications Equipment
Coordinator

Supt. Office Systems and
Communications

C. W. Aldred
Alternate Communications
Equipment Coordinator

General Supt. Stores Division

H. A. Connor
Stores Division Coordinator

Supt. Stores Division

A. B. Serrill
Alternate Stores Division
Coordinator

Engineer-In-Charge Power Plant
Services

| L. B. Pyrih
Radwaste Coordinator

Home Phone

Centrex

Supr. Engineer Power Plant
Services

A. C. Caprara
Alternate Radwaste Coordinator

Chief Design Engineer

A. R. Lewis
Engineering Design Coordinator

Assistant Chief Design Engineer

J. M. Blake
Alternate Engineering Design
Coordinator

Engineer-In-Charge Civil Section

D. Marano
Civil Engineering Coordinator

Supv. Engineer Struct. Branch

H. W. Vollmer
Alternate Civil Engineering
Coordinator

Engineer-In-Charge
Control Engineering Section

R. T. Jones
I&C Coordinator

Supervising Engineer Nuclear Control
Branch

W. W. Bowers
Alternate I&C Coordinator

Home Phone

Centrex

Engineer-In-Charge Nuclear
and Env. Section

| R. A. Mulford
Licensing Coordinator

Supervising Engineer Nuclear Branch

| J. T. Robb
Alternate Licensing Coordinator

Engineer-In-Charge Power Plant
Design Section

| J. Moskowitz
Systems Engineering
Coordinator - Mechanical

Supervising Engineer Nuclear Steam
Supply Branch

| T. E. Shannon
Alternate Systems Engineering
Coordinator - Mechanical

Engineer-In-Charge Control
Engineering Section

| J. J. Ferencsik
Systems Engineering
Coordinator - Electrical

Supervising Engineer Nuclear
Generation Branch

| E. F. Sproat
Alternate Systems Engineering
Coordinator - Electrical

General Supt. Construction

| J. G. Weisheit
Construction Coordinator

Home Phone

Centrex

Asst. General Supt. Construction

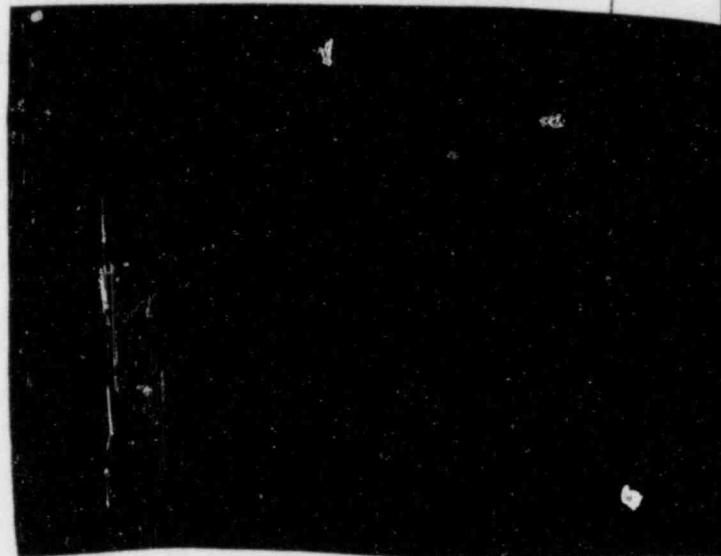
T. P. Gotzis
Alternate Construction
Coordinator

Engineer-In-Charge Industrial
Section

J. H. Long
Ventilation Coordinator

Supervising Engineer-Building
Facilities Branch

G. M. Morley
Alternate Ventilation
Coordinator



PROPRIETARY

3.0 ACTIONS - FOLLOW-UP

3.1 None Required.

4.0 APPENDICES

None.

5.0 SUPPORTING INFORMATION

5.1 Purpose

The purpose of this procedure is to supply information to contact Philadelphia Electric Company officials.

5.2 Criteria for Use

This procedure may be used when Philadelphia Electric Company officials are to be contacted.

5.3 Special Equipment

None.

5.4 References

None.

3852032880

<u>Name</u>	<u>Home Phone</u>	<u>Work Phone</u>
M. J. Roache		
C. Hetrick		
M. Christinziano		
L. Wells		
K. Eldridge		


2.1.2

ERS (3 MINIMUM)

Phone Work Phone

VALID **RED**

2.1.3 FIELD SURVEY GROUP LEADER (ONE)

<u>Name</u>	<u>Home Phone</u>	<u>Work Phone</u>
Steve Taylor		
R. Leddy		

2.1.4 The field survey group leader shall obtain people from the Personnel Safety Team Leader until appropriate positions are filled (4 minimum).

2.1.5 The Field Survey Group Leader shall call the following individual(s) to obtain drivers for the Field Survey Group (4 minimum), or contact the Fire and Damage Team Leader (if available).

<u>Name</u>	<u>Home Phone</u>	<u>Work Phone</u>
R. Wiegler		
L. Perkoski		

3.0 ACTIONS - FOLLOW-UP

3.1 None required.

4.0 APPENDICES

None.

5.0 SUPPORTING INFORMATION

5.1 Purpose

The purpose of this procedure is to provide guidelines and information to call in the Dose Assessment Team.

5.2 Criteria for Use

This procedure can be used when the Dose Assessment Team is to be activated or additional people are needed.

5.3 Special Equipment

None.

5.4 References

None.

2/4/85

PHILADELPHIA ELECTRIC COMPANY
LIMERICK GENERATING STATION
EMERGENCY PLAN IMPLEMENTING PROCEDURE

3852032890

EP-315 CALCULATION OF OFFSITE DOSES DURING A (POTENTIAL)
RADIOLOGICAL EMERGENCY USING RMMS IN THE MANUAL MODE

1.0 PARTICIPANTS

- 1.1 The Shift Technical Advisor (STA) shall initiate dose calculations upon indication that an effluent monitor setpoint has been exceeded.
- 1.2 The Shift Superintendent (i.e. Dose Assessment Team Leader) shall evaluate the dose results, declare the appropriate EAL based on releases, and assist the Emergency Director (Shift Supervision) in making PAG recommendations if warranted.
- 1.3 The Dose Assessment Team Leader (upon activation of the TSC, and/or the EOF) shall direct dose calculations, evaluate the results, and assist the Emergency Director with EAL declarations and PAG recommendations.
- 1.4 The RM-11 Operator shall provide radiation release data to the Dose Assessment Team Leader and the RM-21A Operator.
- 1.5 The RM-21A Operator shall use this data and meteorological information to generate offsite dose estimates using the RMMS computer.
- 1.6 The calculator shall assist the RM-21A Operator with data entry problems and periodically update the Dose Assessment Status Board Keeper and the Meteorological Status Board Keeper.

2.0 ACTIONS IMMEDIATE

2.1 Control Room Operations

- 2.1.1 Upon receiving an indication that an effluent release in excess of instantaneous technical specifications may have occurred,

CONTROLLED
COPY
RED ONLY WHEN RED

an offsite dose calculation shall be initiated by the STA to evaluate the release. He shall also request the Chemistry Department to take a chemistry sample.

INDICATORS OF EXCEEDED SETPOINTS - RM-11 ALARMS, AN RM-11 CHANNEL BLINKS, CHEMISTRY ANALYSES. FOR INDICATIONS BASED ON CHEMISTRY ANALYSES, GO DIRECTLY TO STEP 2.1.8.

2.1.2 The following channels on the RM-11 console provide an indication of a potential technical specification release if in a blinking red state and audibly alarming:

North Vent CHNL #	DESCRIPTION	South Vent CHNL #	DESCRIPTION
4TE076	N STACK TOTAL EFFLUENT		
2IE075	N STACK VENT EFL IOD	2IE185	S STACK VENT EFL IOD
5IE075	N STACK VENT EFL IOD	5IE185	S STACK VENT EFL IOD
3GE075	N STACK VENT EFL GAS	3GE185	S STACK VENT EFL GAS
6GE075	N STACK VENT EFL GAS	6GE185	S STACK VENT EFL GAS

**** 4TE076 WILL BLINK IN YELLOW

**** FOR AN IODINE ALARM, DO NOT DECLARE AN UNUSUAL EVENT UNTIL THE CHEMISTRY SAMPLE BECOMES AVAILABLE FOR EVALUATION.

2.1.3 When the RM-11 alarms or a specified channel blinks in red, enter GRID I.

2.1.4 Access the channel (displayed by an alphanumeric code in an alarming/blinking state) by entering the following:

(Numeric portion of the code, SEL, 10 MIN TREND)

If a North Vent (NV) channel has alarmed, enter (4076) as the numeric code.

2.1.5 Note the value _____ units _____ (in the upper right hand corner of the RMMS console) in the RMMS Log. This represents the concentration (uCi/cc) or release rate (uCi/sec) at this channel.

2.1.6 Note process flow N. (in the upper middle of the RM-11 console) in the RMMS Log. Process flow A is used only when offsite power has been lost or the fans to the major enclosures have been turned off.

UCI/SEC, OBTAINED FROM A NV CHANNEL, IN STEP 2.1.5, MUST BE CONVERTED TO UCI/CC:

$$uCi/cc = \frac{uCi/sec}{(process\ flow) \times (472)}$$

2.1.7 The STA (RM-21A Operator) will logon to the RMMS-RM-21A system using the appropriate user name and password.

2.1.8 The RM-21A Operator will select the following options:

2.1.8.1 #6 - Emergency Dose Calculations, enter

2.1.8.2 #3 - Class A Dose Model, enter

2.1.8.3 #3 - All Manual Mode, enter

THE OPERATOR SHALL GENERATE A HARD COPY OF ALL INFORMATION.

2.1.9 Review the run control table.
Edit the table to reflect the
Appropriate release point(s). (COPY)
Release point 1 = North vent
Release point 2 = South vent
Enter return to get back to "date of rx trip".

2.1.10 Enter the following information:

2.1.10.1 date of rx trip - If the rx has not tripped or scrambled, enter the start time of the release.

2.1.10.2 time of release - Enter start time of release or the beginning of the period to be evaluated. This time must be equal to or later than the time of rx trip.

EASTERN STANDARD TIME (EST) IS USED BY RMMS. EST IS EQUAL TO DAYLIGHT SAVINGS TIME MINUS 1 HOUR.

2.1.10.3 remaining duration of release - The operator must request that the Shift Supervisor provide him with an estimated duration of release. If the duration cannot be estimated with confidence, enter 1 hour.
(COPY)

THE REMAINING DURATION OF RELEASE IS USED IN THE EAL TABLE WHICH PROVIDES THE OPERATOR WITH INFORMATION REGARDING CLASSIFICATION OF AN EMERGENCY BASED ON RADIOLOGICAL

RELEASES. IT IS ALSO USED IN THE PAG SUMMARY DISPLAY TO PROVIDE GUIDANCE ON WHEN PAGS MAY BE EXCEEDED.

2.1.10.4 isotopic release data

1. #2 - isotopic percent fraction
(sum = 1.0)
2. Select the desired isotopes based on the following criteria.
3. COPY

ALARMING MONITOR

*If the rx has not scrambled, enter the isotopic abundance for the month. This information is provided by the chemistry department and located in the EP-315 guide next to the RMMS console.

*If the rx has scrambled, enter the isotopic abundance per Appendix EP-315-1, which is also located in the EP-315 guide next to the RMMS console.

CHEMISTRY ANALYSIS

*Utilize the isotopic mix used by chemistry to determine that the setpoint has been exceeded.

2.1.10.5 vent flow rate - see step 2.1.6, (COPY)

2.1.10.6 gross concentration of the release
ALARM - see step 2.1.5

CHEMISTRY - taken from the analysis report
Remember to convert (uCi/sec) to (uCi/cc)
if necessary.

2.1.10.7 meteorological data - Obtain the data from the Meteorological Data-Logger and enter the sensor which corresponds to the prompt.
(COPY) Refer to Appendix EP-315-2

If Data-Logger is unavailable, the Operator shall obtain the data from the following sources (listed in order of preference):

1. Control Room Strip Chart Recorders
2. PBAPS Control Operator
Request Tower 2, 75' wind speed

and direction, 300' - 30' delta T for stability determination.

3. National Weather Service (215) 597-0846

2.1.11 Review the Site Boundary Emergency Action Level Display for the current action level, generate a hard copy and inform the Shift Superintendent of the action level.

**** Repeat steps 2.1.8 through 2.1.11 for each release point

**** If the EP is initiated due to an RM-11 alarm, repeat all calculations using the isotopic mix provided by Chemistry as soon as the mix becomes available.

2.1.12 For a current action level of unusual event or greater, generate a hardcopy of the following reports:

2.1.12.1 (X/Q) Display

2.1.12.2 Projected dose summary

2.1.12.3 Summary report

2.1.13 Repeat steps 2.1.8 through 2.1.11 where any following condition is observed:

2.1.13.1 A new high alarm (blinking, audible) from any channel per step 2.1.2 is indicated on the RM-11 console.

2.1.13.2 An upward trend is observed in any channel per step (2.1.2) while it is in the high alarm state.

2.1.13.3 An EAL value described on either the RM-11 or RM-21A Operator Aid card is met or exceeded.

AT THIS TIME, IT IS THE DISCRETION OF SSVN TO TERMINATE THE PROCEDURE OR INSTRUCT THE STA TO PERFORM PERIODIC DOSE ASSESSMENT CALCULATIONS (AND/OR) IMPLEMENT THE NEXT STEP OF THIS PROCEDURE.

To terminate the RMMS program, enter (/E,return)

2.2 Dose Assessment Turnover to the TSC

2.2.1 Upon activation of the TSC, the RM-21A Operator in Control Room will provide the following information to

the Dose Assessment Team Leader if an EAL based on a release has been determined.

- 2.2.1.1 time of rx trip or scram
- 2.2.1.2 time of release
- 2.2.1.3 estimated duration of release
- 2.2.1.4 wind direction
- 2.2.1.5 location of peak (X/Q)
- 2.2.1.6 time to reach peak (X/Q)
- 2.2.1.7 location and value of peak whole body gamma dose rate
- 2.2.1.8 location and value of peak thyroid dose rate
- 2.2.1.9 whole body gamma dose rate at (2, 5, 10) miles
- 2.2.1.10 phone number where the RM-21A Operator in the Control Room can be contacted.
- 2.2.1.11 Protective Action Recommendation(s) if any were made

2.2.2 Upon turnover of dose assessment from the Control Room to the TSC, the Dose Assessment Team Leader, shall:

- 2.2.2.1 Brief team members on plant and release status.
- 2.2.2.2 Assign personnel as RM-21A Operator, RM-11 Operator, Calculator, Field Survey Group Leader.
- 2.2.2.3 Initiate and direct dose calculations.
- 2.2.2.4 Review dose calculation parameters.
- 2.2.2.5 Evaluate results (Summary Report and Projected Dose Summary) against whole body gamma and thyroid inhalation PAGs.
- 2.2.2.6 Periodically brief the Emergency Director on offsite dose results and assist him with PAG recommendations if conditions are warranted.

2.2.2.7 Periodically update the BRP on plant conditions, meteorology, and actual or potential releases.

2.2.3 The RM-11 Operator shall:

2.2.3.1 Continuously assess radiological trends from the drywell high-range radiation monitors and plant effluent monitors and inform the Calculator as conditions change.

2.2.3.2 Update the Calculator and Dose Assessment Team Leader, on an approximately 15 minute basis, with information from the affected radiation effluent monitors unless otherwise directed by the Dose Assessment Team Leader.

2.2.3.3 Inform the Dose Assessment Team Leader immediately in the event that any EAL has been reached or exceeded.

2.2.4 The Calculator shall:

2.2.4.1 Obtain, approximately every 15 minutes, the effluent release date from the RM-11 Operator.

2.2.4.2 Perform, as requested by the Dose Assessment Team Leader, EP-325 for input to the RMMS dose model.

2.2.4.3 Select and calculate, as directed by the Dose Assessment Team Leader, isotopic breakdowns of the source term for input to the RMMS dose model.

2.2.4.4 Note on the dose model output cover sheet, the time of the calculations and assumptions used.

2.2.4.5 Update dose trending sheets as required.

2.2.4.6 Review Dose Model Results for key information. Immediately, inform the Dose Assessment Team Leader if dose model results indicate PAG levels may be met or exceeded.

2.2.4.7 Update the status board keepers with the requested information.

2.2.5 The RM-21A Operator shall:

- 2.2.5.1 Log onto the RM-21A system using the appropriate user name and password.
- 2.2.5.2 Obtain meteorological data for the period of interest by selecting the following options:
 1. #4 - Meteorological Data Collection and Processing
 2. #3 - Meteorological Data Processing
 3. #3 - Review Current Averages -or- #4 Meteorological Data Averages, if the evaluation is to be done with historical data.

RESPOND TO ALL PROMPTS AND GENERATE A HARDCOPY.
- 2.2.5.3 Return to the primary menu and repeat steps 2.1.8 through 2.1.10.7.

GENERATE HARDCOPIES OF ALL SCREENS
- 2.2.5.4 Review the Site Boundary Emergency Action Level Display for the current action level, generate a hardcopy and inform the Dose Assessment Team Leader of the action level.
- 2.2.5.5 For a current action level of unusual event or greater, generate a hardcopy of the following:
 1. (X/Q) Display
 2. skin isopleth
 3. gamma isopleth
 4. inhalation thyroid isopleth
 5. projected dose summary
 6. summary report
- 2.2.5.6 Repeat steps 2.2.5.3 through 2.2.5.5 where any following condition is observed:
 1. meteorology changes significantly
 2. new isotopic data is made available

3. An upward trend is observed on any effluent channel
4. An EAL value is met or exceeded
5. As directed by the Dose Assessment Team Leader

2.3 Dose Assessment Turnover From the TSC to the EOF

2.3.1 The RM-21A Operator shall activate the RM-21 computer as follows:

1. Lift phone receiver from cradle and pull the left switch hook into a full upward position.
2. When a dial tone is present, dial 1-
 One ring followed by a tone should be heard.
3. Press the switch hook down to the first notch. This engages the RM-21A terminal (Textronics 4014) to the VAX Computer.
4. Log onto the RM-21A system using the appropriate user name and password.

2.3.2 All functions and responsibilities described in step 2.2 are applicable.

3.0 ACTIONS FOLLOW-UP

None

4.0 APPENDICES

- 4.1 EP-315-2 Data-Logger/RMMS Cross Reference
- 4.2 EP-315-1 Isotopic Abundance (LGS FSAR Table 15.6-14)

5.0 SUPPORTING INFORMATION

5.1 Purpose

The purpose of this procedure is to provide guidelines to calculate offsite doses during a potential or actual radiological emergency.

5.2 Criteria for Use

- 5.2.1 This procedure is used to evaluate offsite doses when the effluent stream (potentially) exceeds the limits set forth in the technical specification. This can be determined by a chemical analysis or an alarm of an effluent monitor on the RM-11.
- 5.2.2 Implement this procedure for either simultaneous, VALID alarms on two common (2EI075 & 5IE075), operating channels or a VALID alarm on a single operating channel whose mate is inop. (3GE075 VALID alarm and 6GE075 is inop).
- 5.2.3 The manual mode of RMMS will allow the operator to bypass the use of real time radiation and meteorological data, enabling him to enter data of his own choosing.
- 5.2.4 Operation of RMMS in the manual mode is useful for investigating offsite doses during Emergency Plan exercises and in the event that radiation or meteorological data are unavailable in the real time mode.

5.3 Special Equipment

- 5.3.1 RM-21A consoles and User Guide
- 5.3.2 RM-11 consoles and User Guide
- 5.3.3 EP-315 Guide next to RMMS Console

5.4 References

- 5.4.1 LGS FSAR Table 15.6-14

APPENDIX EP-315-1

ISOTOPIC ABUNDANCE (LGS FSAR TABLE 15.6-24)

Abundance at t=2 Hours

Kr-83m	1.41×10^{-2}
Kr-85m	6.64×10^{-2}
Kr-85	4.68×10^{-4}
Kr-87	5.66×10^{-7}
Kr-88	13.6×10^{-2}
Xe-131m	1.82×10^{-3}
Xe-133m	9.49×10^{-3}
Xe-133	39.1×10^{-2}
Xe-135	32.4×10^{-2}
Sum	= 1.0

I-131	.33
I-133	<u>.67</u>
Sum	= 1.0

**USE ONLY IF THE REACTOR HAS NOT SCRAMMED.

APPENDIX EP-315-2

DATA-LOGGER/RMMS CROSS REFERENCE

<u>RMMS Manual Description</u>	<u>Data-Logger Channel No.</u>	<u>Data-Logger Abbreviation</u>
Ground direction	0	WDI
Ground sigma-theta	0	WDI/DEV
Ground speed	1	WSI
Ground delta-temperature	6	DTI
Elevated Direction	2	WD2
Elevated sigma-theta	2	WD2/DEV
Elevated speed	3	WS2
Elevated delta temperature	7	DT2
Elevated Ambient temperature	10	TR1



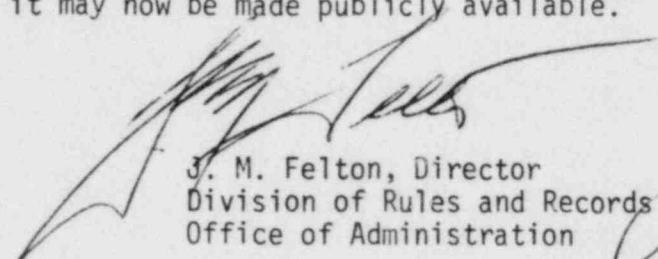
UNITED STATES
NUCLEAR REGULATORY COMMISSION
WASHINGTON, D. C. 20555

April 1, 1985

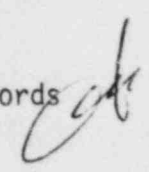
50-353/353 Limerick

MEMORANDUM FOR: Chief, Document Management Branch, TIDC
FROM: Director, Division of Rules and Records, ADM
SUBJECT: REVIEW OF UTILITY EMERGENCY PLAN DOCUMENTATION

The Division of Rules and Records has reviewed the attached document and has determined that it may now be made publicly available.



J. M. Felton, Director
Division of Rules and Records
Office of Administration



Attachment: As stated

PHILADELPHIA ELECTRIC COMPANY

2301 MARKET STREET

P.O. BOX 6699

PHILADELPHIA, PA. 19101

SHIELDS L. DALTRUFF
VICE PRESIDENT
ELECTRIC PRODUCTION

(215) 841-5001

March 1, 1985

Re: Docket Nos. 50-352
50-353

Dr. Thomas E. Murley
Region 1
Office of Inspection & Enforcement
U.S. Nuclear Regulatory Commission
631 Park Avenue
King of Prussia, PA 19406

Mr. A. Schwencer, Chief
Licensing Branch No. 2
Division of Licensing
U.S. Nuclear Regulatory Commission
Washington, D.C. 20555

Gentlemen:

Enclosed are two copies of Limerick Generating Station
Emergency Plan Implementing Procedures. These procedures are
submitted per regulations in 10 CFR 50, Appendix E, Section V.

The procedures being submitted are the following:

EP-103, Rev. 7	EP-241, Rev. 7
EP-104, Rev. 7	EP-272, Rev. 4
EP-105, Rev. 7	EP-294, Rev. 5
EP-110, Rev. 5	EP-315, Rev. 3

Pursuant to Section 2.790 of the Commission's
regulations, it is hereby requested that the names and telephone
numbers listed in procedures EP-103 Rev. 7, pages 2, 3, 10, 11,
12, and 13; EP-104 Rev. 7, pages 2, 3, 11, 12, 13, and 14; EP-105
Rev. 7, pages 2, 3, 11, 12, 13, and 14; EP-110 Rev. 5, pages 7
and 8; EP-272 Rev. 4, pages 1, 2, 3, 4, 5, 6, 7, 8, 9, 10, and
11; EP-294 Rev. 5, pages 1 and 2; EP-315 Rev. 3, pages 4 and 9 be
withheld from public disclosure. An affidavit setting forth the
grounds in support of this request is attached hereto.

8503070393 850301
RECEIVED ADOCK 05000352
GP

X005
1/4

Dr. Thomas E. Murley
Mr. A. Schwencer

March 1, 1985
Page 2

Two copies have been sent under separate cover to the
Document Control Desk.

Very truly yours,

Enclosure

cc: Document Control Desk
U.S. Nuclear Regulatory Commission
Washington, DC 20555

Site Inspector - LGS

See Attached Service List

4. The names and home telephone numbers in the Documents should be considered by the Nuclear Regulatory Commission as confidential and proprietary information and be withheld from public disclosure on the grounds that disclosure of the names and home telephone numbers of the employees of the Company and emergency support personnel could constitute an unwarranted invasion of the personal privacy of the individuals involved, disclosure of the work telephone numbers of the Company's employees and of the emergency response personnel and organizations could adversely affect the capability of prompt notification in the event of an emergency; such disclosure is not required in the public interest; and such disclosure could adversely affect the interests of the Company and its ability to effectively implement the notification requirements of the Emergency Plan Procedures.

Subscribed and sworn to
before me this day of

Notary Public

PATRICIA A. JONES
Notary Public, Phila., Phila. Co.
My Commission Expires Oct. 13, 1986

COMMONWEALTH OF PENNSYLVANIA :

: SS.

COUNTY OF PHILADELPHIA :

S. L. Daltroff, being first duly sworn, deposes and states as follows:

1. He is Vice President of Philadelphia Electric Company (hereinafter referred to as the "Company"); he is authorized to execute this Affidavit on behalf of the Company; and he has reviewed:

EP-103, Rev. 7	EP-272, Rev. 4
EP-104, Rev. 7	EP-294, Rev. 5
EP-105, Rev. 7	EP-315, Rev. 3
EP-110, Rev. 5	

(hereinafter referred to as "the Documents"), and knows the contents thereof.

2. The parts of the Documents which are sought to be withheld from public disclosure are the listings of the home telephone numbers of employees of the Company, direct-line work telephone numbers of employees of the Company which are not listed in public telephone directories, and names and home and work numbers of emergency response support personnel and organizations.

3. To the best of his knowledge, information and belief, the names and telephone numbers set forth in the Documents have been treated as confidential information and have been withheld from public disclosure by the Company.

cc: Judge Helen F. Hoyt
Judge Jerry Harbour
Judge Richard F. Cole
Troy B. Conner, Jr., Esq.
Ann P. Hodgdon, Esq.
Mr. Frank R. Romano
Mr. Robert L. Anthony
Ms. Phyllis Zitzer
Charles W. Elliott, Esq.
Zori G. Ferkin, Esq.
Mr. Thomas Gerusky
Director, Penna. Emergency Management Agency
Angus Love, Esq.
David Wersan, Esq.
Robert J. Sugarman, Esq.
Martha W. Bush, Esq.
Spence W. Perry, Esq.
Jay M. Gutierrez, Esq.
Atomic Safety & Licensing Appeal Board
Atomic Safety & Licensing Board Panel
Docket & Service Section
James Wiggins
Timothy R. S. Campbell