

PROPERTY NORMAL

DISPOSITION OF THE ORIGINAL DOCUMENT WILL BE TO THE TRANSMITTAL SIGNATURE UNLESS RECIPIENT IS OTHERWISE IDENTIFIED BELOW.

DUKE POWER COMPANY
DOCUMENT TRANSMITTAL FORM

DATE 11/15/95
DOCUMENT TRANSMITTAL # 20,324

QA CONDITION ☐ YES ☒ NO

OTHER ACKNOWLEDGEMENT REQUIRED ☒ YES

IF QA OR OTHER ACKNOWLEDGEMENT REQUIRED, PLEASE ACKNOWLEDGE RECEIPT BY RETURNING THIS FORM OR DPC FORM 01183 TO:

McGuire Nuclear Station
P.O. Box 12700
Document Management MG02DM
Hagers Ferry Road
Huntersville, North Carolina 28078

Rec'd By _____ Date _____

REFERENCE:
MCGUIRE NUCLEAR STATION
SELECTED LICENSEE
COMMITMENTS MANUAL

PAGE 1 OF 4

DOCUMENT NO.	QA COND	Rev. #/Doc Contr Date	Distr. Code	1	2	3	4	5	6	7	8	9	10	11	12	13	14	15	16	17	18	TOTAL
SLC 16.9	NA	11/15/95	MADM-03	V1	V1	V1	V1	V1	V1	V1	V1	V1	V1	V2	V1	V2	V1	V1	V1	V7	V1	74
SLC 16.11	NA	11/15/95																				

QUALITY CHECKED BC

0500020

REMARKS:

T C MCMEKIN
VICE PRESIDENT
MCGUIRE NUCLEAR STATION

Approved

9511300311 951115
PDR ADDCK 05000369
P PDR

BY KAY L CRANE MG01RC KLC/CJB

November 13, 1995

To: All Holders of the Selected Licensee Commitments Manual

Please find attached a revision to the Selected Licensee Commitments Manual. This revision corrects typographical errors and adds references.

Your copy of the manual should be revised as follows:

Remove these pages:

List of Effective Pages
Revision 6

Page 16.9-10, -11

Page 16.11-48, -52, -53,
-55, -56

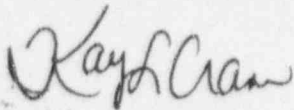
Insert these pages:

List of Effective Pages
Revision 7

Page 16.9-10, -11

Page 16.11-48, -52, -53
-55, -56

Questions or problems should be directed to Kay Crane,
McGuire Regulatory Compliance at extension 4306.



Kay L. Crane,
McGuire Regulatory Compliance

McGuire Nuclear Station
Selected Licensee Commitments
List of Effective Pages

Page	Revision Date
------	---------------

LOEP Tab

List of Effective Pages
1 through 7

7

Tab 16.0

16.0-1

16.0-2

Tab 16.1

16.1-1

Tab 16.2

16.2-1

3/91

16.2-2

5/91

16.2-3

16.2-4

Tab 16.3

16.3-1

Tab 16.4

Tab 16.5

16.5-1

01/94

16.5-2

01/94

16.5-3

3/93

16.5-4

3/93

16.5-5

3/93

16.5-6

3/93

16.5-7

3/93

16.5-8

3/93

16.5-9

3/93

16.5-10

3/93

Tab 16.6

Tab 16.7

16.7-1

8/95

16.7-2

8/95

Page	Revision Date
16.7-3	8/95
16.7-4	8/95
16.7-5	8/95
16.7-6	8/95
16.7-7	8/95
16.7-8	8/95
16.7-9	8/95
16.7-10	8/95
16.7-11	8/95
16.7-12	8/95
16.7-13	8/95
16.7-14	8/95
<u>Tab 16.8</u>	
16.8-1	10/90
Table 16.8-1a 1 of 28	10/94
Table 16.8-1a 2 of 28	10/94
Table 16.8-1a 3 of 28	10/94
Table 16.8-1a 4 of 28	10/94
Table 16.8-1a 5 of 28	10/94
Table 16.8-1a 6 of 28	10/94
Table 16.8-1a 7 of 28	10/94
Table 16.8-1a 8 of 28	10/94
Table 16.8-1a 9 of 28	10/94
Table 16.8-1a 10 of 28	10/94
Table 16.8-1a 11 of 28	10/94
Table 16.8-1a 12 of 28	10/94
Table 16.8-1a 13 of 28	10/94
Table 16.8-1a 14 of 28	10/94
Table 16.8-1a 15 of 28	10/94
Table 16.8-1a 16 of 28	10/94
Table 16.8-1a 17 of 28	10/94
Table 16.8-1a 18 of 28	10/94
Table 16.8-1a 19 of 28	10/94

Page	Revision Date
Table 16.8-1a 20 of 28	10/94
Table 16.8-1a 21 of 28	10/94
Table 16.8-1a 22 of 28	10/94
Table 16.8-1a 23 of 28	10/94
Table 16.8-1a 24 of 28	10/94
Table 16.8-1a 25 of 28	10/94
Table 16.8-1a 26 of 28	10/94
Table 16.8-1a 27 of 28	10/94
Table 16.8-1a 28 of 28	10/94
Table 16.8-1b 1 of 30	10/94
Table 16.8-1b 2 of 30	10/94
Table 16.8-1b 3 of 30	10/94
Table 16.8-1b 4 of 30	10/94
Table 16.8-1b 5 of 30	10/94
Table 16.8-1b 6 of 30	10/94
Table 16.8-1b 7 of 30	10/94
Table 16.8-1b 8 of 30	10/94
Table 16.8-1b 9 of 30	10/94
Table 16.8-1b 10 of 30	10/94
Table 16.8-1b 11 of 30	10/94
Table 16.8-1b 12 of 30	10/94
Table 16.8-1b 13 of 30	10/94
Table 16.8-1b 14 of 30	10/94
Table 16.8-1b 15 of 30	10/94
Table 16.8-1b 16 of 30	10/94
Table 16.8-1b 17 of 30	10/94
Table 16.8-1b 18 of 30	10/94
Table 16.8-1b 19 of 30	10/94
Table 16.8-1b 20 of 30	10/94
Table 16.8-1b 21 of 30	10/94
Table 16.8-1b 22 of 30	10/94
Table 16.8-1b 23 of 30	10/94
Table 16.8-1b 24 of 30	10/94

Page	Revision Date
Table 16.8-1b 25 of 30	10/94
Table 16.8-1b 26 of 30	10/94
Table 16.8-1b 27 of 30	10/94
Table 16.8-1b 28 of 30	10/94
Table 16.8-1b 29 of 30	10/94
Table 16.8-1b 30 of 30	10/94
<u>Tab 16.9</u>	
16.9-1	2/91
16.9-2	
16.9-3	
16.9-4	
16.9-5	
Table 16.9-1	
16.9-6	
16.9-7	
16.9-8	
16.9-9	
Table 16.9-2	8/90
Table 16.9-2 (cont'd)	
16.9-10	11/95
16.9-11	11/95
16.9-12	12/90
16.9-13	
16.9-14	
Table 16.9-3	12/90
Table 16.9-3 (cont'd)	12/90
Table 16.9-3 (cont'd)	12/90
Table 16.9-3 (cont'd)	2/95
Table 16.9-3 (cont'd)	2/95
Table 16.9-3 (cont'd)	
16.9-15	11/94
16.9-15a	2/91
16.9-16	

Page	Revision Date
16.9-17	6/95
16.9-18	
16.9-19	
Table 16.9-4	
Table 16.9-5	
16.9-20	08/93
16.9-21	08/93
16.9-22	
<u>Tab 16.10</u>	
<u>Tab 16.11</u>	
16.11-1	9/93
16.11-2	9/93
16.11-3	9/93
16.11-4	9/94
16.11-5	9/93
16.11-6	9/93
16.11-7	9/93
16.11-8	9/93
16.11-9	9/93
16.11-10	9/93
16.11-11	9/95
16.11-12	9/93
16.11-13	9/93
16.11-14	9/93
16.11-15	9/93
16.11-16	9/93
16.11-17	9/93
16.11-18	9/93
16.11-19	9/93
16.11-20	9/93
16.11-21	9/93
16.11-22	9/93
16.11-23	9/93

Page	Revision Date
16.11-24	9/93
16.11-25	9/93
16.11-26	9/93
16.11-27	9/93
16.11-28	9/93
16.11-29	9/93
16.11-30	9/93
16.11-31	9/93
16.11-32	9/93
16.11-33	9/93
16.11-34	12/93
16.11-35	12/93
16.11-36	12/93
16.11-37	12/93
16.11-38	9/93
16.11-39	9/93
16.11-40	9/93
16.11-41	9/93
16.11-42	9/93
16.11-43	9/93
16.11-44	9/93
16.11-45	9/93
16.11-46	9/93
16.11-47	9/93
16.11-48	11/95
16.11-49	9/93
16.11-50	9/93
16.11-51	9/93
16.11-52	11/95
16.11-53	11/95
16.11-54	9/93
16.11-55	11/95
16.11-56	11/95

Page	Revision Date
16.11-57	9/93
16.11-58	9/93
16.11-59	9/93
16.11-60	9/93
16.11-61	9/93
16.11-62	9/93
16.11-63	9/93
16.11-64	9/93
16.11-65	9/93
16.11-66	9/93
16.11-67	9/93
16.11-68	9/93
<u>Tab 16.12</u>	
<u>Tab 16.13</u>	
16.13-1	
<u>Tab 16.14</u>	
<u>Tab 16.15</u>	
<u>Appendix Tab</u>	
1	
2	
3	
4	
5	
6	
7	
Attachment 1	
Attachment 2	
Attachment 3	

FIRE PROTECTION SYSTEMS

16.9-5

FIRE RATED ASSEMBLIES

COMMITMENT

All fire rated assemblies (walls, floors/ceilings, cable tray enclosures and other fire barriers) separating

- * redundant analyzed Post Fire Safe Shutdown Equipment or,
- * Control Complex (i.e., Control Room, Cable Rooms and Battery Rooms) from the remainder of the plant or,
- * safety from non-safety related areas or,
- * containment from non-containment areas,

and all sealing devices (fire doors, fire windows, fire dampers, cable, piping and ventilation duct penetration seals) in fire rated assembly penetrations shall be OPERABLE.

APPLICABILITY: At all times.

REMEDIAL ACTION:

- a. With one or more of the above required fire rated assemblies and/or sealing devices inoperable, within 1 hour either establish a continuous fire watch on at least one side of the affected assembly, or verify the OPERABILITY of fire detectors on at least one side of the inoperable assembly and establish an hourly fire watch patrol.

TESTING REQUIREMENTS:

- a. At least once per 18 months the above required fire rated assemblies and penetration sealing devices shall be verified OPERABLE, by performing a visual inspection of:
 - i. The exposed surfaces of each fire rated assembly,
 - ii. Each fire window/fire damper/and associated hardware, and
 - iii. At least 10% of each type of sealed penetration. If a seal is found degraded to inoperable status, a visual inspection of additional 10% of each type of sealed penetration shall be made. This inspection process shall continue until a 10% sample with no inoperable seals is found. Samples shall be selected such that each penetration seal will be inspected every 15 years.
- b. Each of the above required fire doors shall be verified OPERABLE by inspecting the automatic hold-open, release and closing mechanisms and latches at least once per 6 months, and by verifying:
 - i. That each unlocked fire door without electrical supervision is closed at least once per 24 hours,
 - ii. That doors with automatic hold-open and release mechanisms are free to obstructions at least once per 24 hours and perform a functional test at least once per 18 months,

- iii. That each locked closed fire door is closed at least once per 7 days, and
- iv. The OPERABILITY of the Fire Door Supervision System for each electrically supervised fire door by performing a TRIP ACTUATING DEVICE OPERATIONAL TEST at least once per 31 days.

REFERENCES:

- 1) McGuire FSAR, Chapter 9.5.1
- 2) McGuire SER Supplement 2, Chapter 9.5.1 and Appendix D
- 3) McGuire SER Supplement 5, Chapter 9.5.1 and Appendix B
- 4) McGuire Fire Protection Review, as revised
- 5) McGuire SER Supplement 6, Chapter 9.5.1. and Appendix C
- 6) McGuire Facility Operation Licenses, Unit 1 License Condition C.(4) and Unit 2 License Condition C.(7)
- 7) Door Schedules - MC-1108-01, MC-1208-01-01, -02, -03, -04, -05 and -06.
- 8) Fire Plan Drawings - MC-1384-07 series

BASES:

The functional integrity of the fire rated assemblies, including associated penetration seals, ensures that fires will be confined or adequately retarded so that the following criteria is achieved:

- * Fire will not damage redundant analyzed Post Fire Safe Shutdown equipment,
- * Fire will not spread from the balance of plant to the Control Complex,
- * Fire will not spread from non-safety related areas to safety related areas.
- * Fire will not spread from non-containment areas to containment areas.

The fire related assemblies and associated penetration seals are a passive element in the facility fire protection program and are subject to periodic inspections.

Fire rated assemblies, including associated penetration seals (fire doors, fire windows, fire dampers, cable, piping and ventilation duct penetration seals) are considered operable when the visually observed condition is not degraded to a point that the assembly cannot perform the function that is intended. For fire rated assemblies that are questionable, an evaluation shall be performed to determine the cause of any identified abnormal change in appearance or abnormal degradation and the effect of this change on the ability of the fire rated assembly to perform its function.

During periods of time when a fire rated assembly is not operable, either: (1) a continuous fire watch is required to be maintained in the vicinity of the affected barrier, or (2) the fire detectors on at least one side of the affected barrier must be verified OPERABLE and an hourly fire watch patrol established until the barrier is restored to operable status.

This Selected Licensee Commitment is part of the McGuire Fire Protection Program and therefore subject to the provisions of McGuire Facility Operating License Conditions C.(4) [Unit 1] and C.(7) [Unit 2].

RADIOLOGICAL ENVIRONMENTAL MONITORING

16.11-13 MONITORING PROGRAM

COMMITMENT

The Radioactive Environmental Monitoring Program shall be conducted as specified in Table 16.11-7.

APPLICABILITY: At all times.

REMEDIAL ACTION:

- a. With the Radiological Environmental Monitoring Program not being conducted as specified in Table 16.11-7, in lieu of a Licensee Event Report, prepare and submit to the Commission, in the Annual Radiological Environmental Operating Report, a description of the reasons for not conducting the program as required and the plans for preventing a recurrence.
- b. With the level of radioactivity in an environmental sampling medium at a specified location exceeding the reporting levels of Table 16.11-8 when averaged over any calendar quarter, in lieu of a Licensee Event Report, prepare and submit to the Commission within 30 days a Special Report that defines the corrective actions to be taken to reduce radioactive effluents so that the potential annual dose* to a MEMBER OF THE PUBLIC is less than the calendar year limits of SLCs 16.11-6, 16.11-8, and 16.11-9. When more than one of the radionuclides in Table 16.11-8 are detected in the sampling medium, this report shall be submitted if:

$$\frac{\text{concentration (1)}}{\text{limit level (1)}} + \frac{\text{concentration (2)}}{\text{limit level (2)}} + \dots \geq 1.0$$

When radionuclides other than those in Table 16.11-8 are detected and are the result of plant effluents, this report shall be submitted if the potential annual dose* to a MEMBER OF THE PUBLIC is equal to or greater than the calendar year limits of SLCs 16.11-6, 16.11-8 and 16.11-9. This report is not required if the measured level of radioactivity was not the result of plant effluents; however, in such an event, the condition shall be reported and described in the Annual Radiological Environmental Operating Report.

*The methodology and parameters used to estimate the potential annual dose to a MEMBER OF THE PUBLIC shall be indicated in this report.

TABLE 16.11-7 (Page 2 of 7)

RADIOLOGICAL ENVIRONMENTAL MONITORING PROGRAM

<u>EXPOSURE PATHWAY AND/OR SAMPLE</u>	<u>NUMBER OF REPRESENTATIVE SAMPLES AND SAMPLE LOCATIONS⁽¹⁾</u>	<u>SAMPLING AND COLLECTION FREQUENCY</u>	<u>TYPE AND FREQUENCY OF ANALYSIS</u>
2. Airborne			
Radioiodine and Particulates	<p>Samples from five locations: Three samples from close to the three SITE BOUNDARY locations, in different sectors, of the highest calculated annual average groundlevel D/Q.</p> <p>One sample from the vicinity of a community having the highest calculated annual average groundlevel D/Q.</p> <p>One sample from a control location, as for example 15-30 km distant and in the least prevalent wind direction.⁽³⁾</p>	Continuous sampler operation with sample collection weekly, or more frequently if required by dust loading.	<p>Radioiodine Canister: I-131 analysis weekly.</p> <p>Particulate Sampler: Gross beta radio- activity analysis following filter change;⁽⁴⁾ Gamma isotopic analysis⁽⁵⁾ of composite (by location) quarterly.</p>
3. Waterborne			
a. Surface ⁽⁶⁾	<p>One sample upstream. One sample downstream.</p>	Composite sample over 1-month period. ⁽⁷⁾	Gamma isotopic analysis ⁽⁵⁾ monthly. Composite for tritium analysis quarterly.

TABLE 16.11-7 (Page 3 of 7)

RADIOLOGICAL ENVIRONMENTAL MONITORING PROGRAM

<u>EXPOSURE PATHWAY AND/OR SAMPLE</u>	<u>NUMBER OF REPRESENTATIVE SAMPLES AND SAMPLE LOCATIONS⁽¹⁾</u>	<u>SAMPLING AND COLLECTION FREQUENCY</u>	<u>TYPE AND FREQUENCY OF ANALYSIS</u>
b. Ground	Samples from one or two sources only if likely to be affected ⁽⁸⁾ .	Quarterly.	Gamma isotopic ⁽⁵⁾ and tritium analysis quarterly.
c. Drinking	One sample of each of one to three of the nearest water supplies that could be affected by its discharge. One sample from a control location.	Composite sample over 2-week period ⁽⁷⁾ when I-131 analysis is performed, monthly composite otherwise.	I-131 analysis on each composite when the dose calculated for the consumption of the water is greater than 1 mrem per year. ⁽⁹⁾ Composite for gross beta and gamma isotopic analyses ⁽⁵⁾ monthly. Composite for tritium analysis quarterly.
d. Sediment from shoreline	One sample from downstream area with existing or potential recreational value.	Semiannually.	Gamma isotopic analysis ⁽⁵⁾ semiannually.

TABLE 16.11-7 (Page 5 of 7)

RADIOLOGICAL ENVIRONMENTAL MONITORING PROGRAM

<u>EXPOSURE PATHWAY AND/OR SAMPLE</u>	<u>NUMBER OF REPRESENTATIVE SAMPLES AND SAMPLE LOCATIONS⁽¹⁾</u>	<u>SAMPLING AND COLLECTION FREQUENCY</u>	<u>TYPE AND FREQUENCY OF ANALYSIS</u>
c. Food Products	One sample of each principal class of food products from any area that is irrigated by water in which liquid plant wastes have been discharged.	At time of harvest ⁽¹⁰⁾ .	Gamma isotopic analyses ⁽⁵⁾ on edible portion.
	Samples of three different kinds of broad leaf vegetation grown nearest each of two different offsite locations of highest predicted annual average groundlevel D/Q if milk sampling is not performed.	Monthly when available.	Gamma isotopic ⁽⁵⁾ and I-131 analysis.
	One sample of each of the similar broad leaf vegetation grown 15-30 km distant in the least prevalent wind direction if milk sampling is not performed.	Monthly when available.	Gamma isotopic ⁽⁵⁾ and I-131 analysis.

TABLE NOTATION

- (1) Specific parameters of distance and direction sector from the centerline of one reactor, and additional description where pertinent, shall be provided for each and every sample location in Table 16.11-7 in a table and figure(s) in the ODCM. Refer to NUREG-0133, "Preparation of Radiological Effluent Technical Specifications for Nuclear Power Plants," October 1978, and to Radiological Assessment Branch Technical Position, Revision 1, November 1979. Deviations are permitted from the required sampling schedule if specimens are unobtainable due to hazardous conditions, seasonal unavailability, malfunction of automatic sampling equipment and other legitimate reasons. If specimens are unobtainable due to sampling equipment malfunction, every effort shall be made to complete corrective action prior to the end of the next sampling period. All deviations from the sampling schedule shall be documented in the Annual Radiological Environmental Operating Report. It is recognized that, at times, it may not be possible or practical to continue to obtain samples of the media of choice at the most desired location or time. In these instances suitable alternative media and locations may be chosen for the particular pathway in question and appropriate substitutions made within 30 days in the Radiological Environmental Monitoring Program. In lieu of an Licensee Event Report, identify the cause of the unavailability of samples for that pathway and identify the new locations(s) for obtaining replacement samples in the next Annual Radioactive Effluent Release Report and also include in the report a revised figure(s) and table for the ODCM reflecting the new location(s).
- (2) One or more instruments, such as a pressurized ion chamber, for measuring and recording dose rate continuously may be used in place of, or in addition to, integrating dosimeters. For the purposes of this table, a thermoluminescent dosimeter (TLD) is considered to be one phosphor; two or more phosphors in a packet are considered as two or more dosimeters. Film badges shall not be used as dosimeters for measuring direct radiation. The forty stations is not an absolute number. The number of direct radiation monitoring stations may be reduced according to geographical limitations; e.g., at an ocean site, some sections will be over water so that the number of dosimeters may be reduced accordingly. The frequency of analysis or readout for TLD systems will depend upon the characteristics of the specific system used and should be selected to obtain optimum dose information with minimal fading.
- (3) The purpose of this sample is to obtain background information. If it is not practical to establish control locations in accordance with the distance and wind direction criteria, other sites that provide valid background data may be substituted.

November 13, 1995

To: All Holders of the Selected Licensee Commitments Manual

Please find attached a revision to the Selected Licensee Commitments Manual. This revision corrects typographical errors and adds references.

Your copy of the manual should be revised as follows:

Remove these pages:

List of Effective Pages
Revision 6

Page 16.9-10, -11

Page 16.11-48, -52, -53,
-55, -56

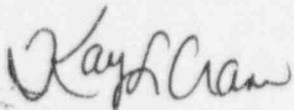
Insert these pages:

List of Effective Pages
Revision 7

Page 16.9-10, -11

Page 16.11-48, -52, -53
-55, -56

Questions or problems should be directed to Kay Crane,
McGuire Regulatory Compliance at extension 4306.



Kay L. Crane,
McGuire Regulatory Compliance

McGuire Nuclear Station
Selected Licensee Commitments
List of Effective Pages

Page	Revision Date
<u>LOEP Tab</u>	
List of Effective Pages 1 through 7	7
<u>Tab 16.0</u>	
16.0-1	
16.0-2	
<u>Tab 16.1</u>	
16.1-1	
<u>Tab 16.2</u>	
16.2-1	3/91
16.2-2	5/91
16.2-3	
16.2-4	
<u>Tab 16.3</u>	
16.3-1	
<u>Tab 16.4</u>	
<u>Tab 16.5</u>	
16.5-1	01/94
16.5-2	01/94
16.5-3	3/93
16.5-4	3/93
16.5-5	3/93
16.5-6	3/93
16.5-7	3/93
16.5-8	3/93
16.5-9	3/93
16.5-10	3/93
<u>Tab 16.6</u>	
<u>Tab 16.7</u>	
16.7-1	8/95
16.7-2	8/95

Page	Revision Date
16.7-3	8/95
16.7-4	8/95
16.7-5	8/95
16.7-6	8/95
16.7-7	8/95
16.7-8	8/95
16.7-9	8/95
16.7-10	8/95
16.7-11	8/95
16.7-12	8/95
16.7-13	8/95
16.7-14	8/95
<u>Tab 16.8</u>	
16.8-1	10/90
Table 16.8-1a 1 of 28	10/94
Table 16.8-1a 2 of 28	10/94
Table 16.8-1a 3 of 28	10/94
Table 16.8-1a 4 of 28	10/94
Table 16.8-1a 5 of 28	10/94
Table 16.8-1a 6 of 28	10/94
Table 16.8-1a 7 of 28	10/94
Table 16.8-1a 8 of 28	10/94
Table 16.8-1a 9 of 28	10/94
Table 16.8-1a 10 of 28	10/94
Table 16.8-1a 11 of 28	10/94
Table 16.8-1a 12 of 28	10/94
Table 16.8-1a 13 of 28	10/94
Table 16.8-1a 14 of 28	10/94
Table 16.8-1a 15 of 28	10/94
Table 16.8-1a 16 of 28	10/94
Table 16.8-1a 17 of 28	10/94
Table 16.8-1a 18 of 28	10/94
Table 16.8-1a 19 of 28	10/94

Page**Revision Date**

Table 16.8-1a 20 of 28	10/94
Table 16.8-1a 21 of 28	10/94
Table 16.8-1a 22 of 28	10/94
Table 16.8-1a 23 of 28	10/94
Table 16.8-1a 24 of 28	10/94
Table 16.8-1a 25 of 28	10/94
Table 16.8-1a 26 of 28	10/94
Table 16.8-1a 27 of 28	10/94
Table 16.8-1a 28 of 28	10/94
Table 16.8-1b 1 of 30	10/94
Table 16.8-1b 2 of 30	10/94
Table 16.8-1b 3 of 30	10/94
Table 16.8-1b 4 of 30	10/94
Table 16.8-1b 5 of 30	10/94
Table 16.8-1b 6 of 30	10/94
Table 16.8-1b 7 of 30	10/94
Table 16.8-1b 8 of 30	10/94
Table 16.8-1b 9 of 30	10/94
Table 16.8-1b 10 of 30	10/94
Table 16.8-1b 11 of 30	10/94
Table 16.8-1b 12 of 30	10/94
Table 16.8-1b 13 of 30	10/94
Table 16.8-1b 14 of 30	10/94
Table 16.8-1b 15 of 30	10/94
Table 16.8-1b 16 of 30	10/94
Table 16.8-1b 17 of 30	10/94
Table 16.8-1b 18 of 30	10/94
Table 16.8-1b 19 of 30	10/94
Table 16.8-1b 20 of 30	10/94
Table 16.8-1b 21 of 30	10/94
Table 16.8-1b 22 of 30	10/94
Table 16.8-1b 23 of 30	10/94
Table 16.8-1b 24 of 30	10/94

Page	Revision Date
Table 16.8-1b 25 of 30	10/94
Table 16.8-1b 26 of 30	10/94
Table 16.8-1b 27 of 30	10/94
Table 16.8-1b 28 of 30	10/94
Table 16.8-1b 29 of 30	10/94
Table 16.8-1b 30 of 30	10/94
<u>Tab 16.9</u>	
16.9-1	2/91
16.9-2	
16.9-3	
16.9-4	
16.9-5	
Table 16.9-1	
16.9-6	
16.9-7	
16.9-8	
16.9-9	
Table 16.9-2	8/90
Table 16.9-2 (cont'd)	
16.9-10	11/95
16.9-11	11/95
16.9-12	12/90
16.9-13	
16.9-14	
Table 16.9-3	12/90
Table 16.9-3 (cont'd)	12/90
Table 16.9-3 (cont'd)	12/90
Table 16.9-3 (cont'd)	2/95
Table 16.9-3 (cont'd)	2/95
Table 16.9-3 (cont'd)	
16.9-15	11/94
16.9-15a	2/91
16.9-16	

Page	Revision Date
16.9-17	6/95
16.9-18	
16.9-19	
Table 16.9-4	
Table 16.9-5	
16.9-20	08/93
16.9-21	08/93
16.9-22	
<u>Tab 16.10</u>	
<u>Tab 16.11</u>	
16.11-1	9/93
16.11-2	9/93
16.11-3	9/93
16.11-4	9/94
16.11-5	9/93
16.11-6	9/93
16.11-7	9/93
16.11-8	9/93
16.11-9	9/93
16.11-10	9/93
16.11-11	9/95
16.11-12	9/93
16.11-13	9/93
16.11-14	9/93
16.11-15	9/93
16.11-16	9/93
16.11-17	9/93
16.11-18	9/93
16.11-19	9/93
16.11-20	9/93
16.11-21	9/93
16.11-22	9/93
16.11-23	9/93

Page	Revision Date
16.11-24	9/93
16.11-25	9/93
16.11-26	9/93
16.11-27	9/93
16.11-28	9/93
16.11-29	9/93
16.11-30	9/93
16.11-31	9/93
16.11-32	9/93
16.11-33	9/93
16.11-34	12/93
16.11-35	12/93
16.11-36	12/93
16.11-37	12/93
16.11-38	9/93
16.11-39	9/93
16.11-40	9/93
16.11-41	9/93
16.11-42	9/93
16.11-43	9/93
16.11-44	9/93
16.11-45	9/93
16.11-46	9/93
16.11-47	9/93
16.11-48	11/95
16.11-49	9/93
16.11-50	9/93
16.11-51	9/93
16.11-52	11/95
16.11-53	11/95
16.11-54	9/93
16.11-55	11/95
16.11-56	11/95

Page	Revision Date
16.11-57	9/93
16.11-58	9/93
16.11-59	9/93
16.11-60	9/93
16.11-61	9/93
16.11-62	9/93
16.11-63	9/93
16.11-64	9/93
16.11-65	9/93
16.11-66	9/93
16.11-67	9/93
16.11-68	9/93
<u>Tab 16.12</u>	
<u>Tab 16.13</u>	
16.13-1	
<u>Tab 16.14</u>	
<u>Tab 16.15</u>	
<u>Appendix Tab</u>	
1	
2	
3	
4	
5	
6	
7	
Attachment 1	
Attachment 2	
Attachment 3	

FIRE PROTECTION SYSTEMS

16.9-5

FIRE RATED ASSEMBLIES

COMMITMENT

All fire rated assemblies (walls, floors/ceilings, cable tray enclosures and other fire barriers) separating

- * redundant analyzed Post Fire Safe Shutdown Equipment or,
- * Control Complex (i.e., Control Room, Cable Rooms and Battery Rooms) from the remainder of the plant or,
- * safety from non-safety related areas or,
- * containment from non-containment areas,

and all sealing devices (fire doors, fire windows, fire dampers, cable, piping and ventilation duct penetration seals) in fire rated assembly penetrations shall be OPERABLE.

APPLICABILITY: At all times.

REMEDIAL ACTION:

- a. With one or more of the above required fire rated assemblies and/or sealing devices inoperable, within 1 hour either establish a continuous fire watch on at least one side of the affected assembly, or verify the OPERABILITY of fire detectors on at least one side of the inoperable assembly and establish an hourly fire watch patrol.

TESTING REQUIREMENTS:

- a. At least once per 18 months the above required fire rated assemblies and penetration sealing devices shall be verified OPERABLE, by performing a visual inspection of:
 - i. The exposed surfaces of each fire rated assembly,
 - ii. Each fire window/fire damper/and associated hardware, and
 - iii. At least 10% of each type of sealed penetration. If a seal is found degraded to inoperable status, a visual inspection of an additional 10% of each type of sealed penetration shall be made. This inspection process shall continue until a 10% sample with no inoperable seals is found. Samples shall be selected such that each penetration seal will be inspected every 15 years.
- b. Each of the above required fire doors shall be verified OPERABLE by inspecting the automatic hold-open, release and closing mechanisms and latches at least once per 6 months, and by verifying:
 - i. That each unlocked fire door without electrical supervision is closed at least once per 24 hours,
 - ii. That doors with automatic hold-open and release mechanisms are free to obstructions at least once per 24 hours and performing a functional test at least once per 18 months,

- iii. That each locked closed fire door is closed at least once per 7 days, and
- iv. The OPERABILITY of the Fire Door Supervision System for each electrically supervised fire door by performing a TRIP ACTUATING DEVICE OPERATIONAL TEST at least once per 31 days.

REFERENCES:

- 1) McGuire PSAR, Chapter 9.5.1
- 2) McGuire SER Supplement 2, Chapter 9.5.1 and Appendix D
- 3) McGuire SER Supplement 5, Chapter 9.5.1 and Appendix B
- 4) McGuire Fire Protection Review, as revised
- 5) McGuire SER Supplement 6, Chapter 9.5.1. and Appendix C
- 6) McGuire Facility Operation Licenses, Unit 1 License Condition C.(4) and Unit 2 License Condition C.(7)
- 7) Door Schedules - MC-1108-01, MC-1208-01-01, -02, -03, -04, -05 and -06.
- 8) Fire Plan Drawings - MC-1384-07 series

BASES:

The functional integrity of the fire rated assemblies, including associated penetration seals, ensures that fires will be confined or adequately retarded so that the following criteria is achieved:

- * Fire will not damage redundant analyzed Post Fire Safe Shutdown equipment,
- * Fire will not spread from the balance of plant to the Control Complex,
- * Fire will not spread from non-safety related areas to safety related areas.
- * Fire will not spread from non-containment areas to containment areas.

The fire related assemblies and associated penetration seals are a passive element in the facility fire protection program and are subject to periodic inspections.

Fire rated assemblies, including associated penetration seals (fire doors, fire windows, fire dampers, cable, piping and ventilation duct penetration seals) are considered operable when the visually observed condition is not degraded to a point that the assembly cannot perform the function that is intended. For fire rated assemblies that are questionable, an evaluation shall be performed to determine the cause of any identified abnormal change in appearance or abnormal degradation and the effect of this change on the ability of the fire rated assembly to perform its function.

During periods of time when a fire rated assembly is not operable, either: (1) a continuous fire watch is required to be maintained in the vicinity of the affected barrier, or (2) the fire detectors on at least one side of the affected barrier must be verified OPERABLE and an hourly fire watch patrol established until the barrier is restored to operable status.

This Selected Licensee Commitment is part of the McGuire Fire Protection Program and therefore subject to the provisions of McGuire Facility Operating License Conditions C.(4) [Unit 1] and C.(7) [Unit 2].

RADIOLOGICAL ENVIRONMENTAL MONITORING

16.11-13 MONITORING PROGRAM

COMMITMENT

The Radioactive Environmental Monitoring Program shall be conducted as specified in Table 16.11-7.

APPLICABILITY: At all times.

REMEDIAL ACTION:

- a. With the Radiological Environmental Monitoring Program not being conducted as specified in Table 16.11-7, in lieu of a Licensee Event Report, prepare and submit to the Commission, in the Annual Radiological Environmental Operating Report, a description of the reasons for not conducting the program as required and the plans for preventing a recurrence.
- b. With the level of radioactivity in an environmental sampling medium at a specified location exceeding the reporting levels of Table 16.11-8 when averaged over any calendar quarter, in lieu of a Licensee Event Report, prepare and submit to the Commission within 30 days a Special Report that defines the corrective actions to be taken to reduce radioactive effluents so that the potential annual dose* to a MEMBER OF THE PUBLIC is less than the calendar year limits of SLCs 16.11-6, 16.11-8, and 16.11-9. When more than one of the radionuclides in Table 16.11-8 are detected in the sampling medium, this report shall be submitted if:

$$\frac{\text{concentration (1)}}{\text{limit level (1)}} + \frac{\text{concentration (2)}}{\text{limit level (2)}} + \dots \geq 1.0$$

When radionuclides other than those in Table 16.11-8 are detected and are the result of plant effluents, this report shall be submitted if the potential annual dose* to a MEMBER OF THE PUBLIC is equal to or greater than the calendar year limits of SLCs 16.11-6, 16.11-8 and 16.11-9. This report is not required if the measured level of radioactivity was not the result of plant effluents; however, in such an event, the condition shall be reported and described in the Annual Radiological Environmental Operating Report.

*The methodology and parameters used to estimate the potential annual dose to a MEMBER OF THE PUBLIC shall be indicated in this report.

TABLE 16.11-7 (Page 2 of 7)

RADIOLOGICAL ENVIRONMENTAL MONITORING PROGRAM

<u>EXPOSURE PATHWAY AND/OR SAMPLE</u>	<u>NUMBER OF REPRESENTATIVE SAMPLES AND SAMPLE LOCATIONS</u> ⁽¹⁾	<u>SAMPLING AND COLLECTION FREQUENCY</u>	<u>TYPE AND FREQUENCY OF ANALYSIS</u>
2. Airborne			
Radioiodine and Particulates	<p>Samples from five locations: Three samples from close to the three SITE BOUNDARY locations, in different sectors, of the highest calculated annual average groundlevel D/Q.</p> <p>One sample from the vicinity of a community having the highest calculated annual average groundlevel D/Q.</p> <p>One sample from a control location, as for example 15-30 km distant and in the least prevalent wind direction. ⁽³⁾</p>	Continuous sampler operation with sample collection weekly, or more frequently if required by dust loading.	<p><u>Radioiodine Canister:</u> I-131 analysis weekly.</p> <p><u>Particulate Sampler:</u> Gross beta radio- activity analysis following filter change; ⁽⁴⁾ Gamma isotopic analysis ⁽⁵⁾ of composite (by location) quarterly.</p>
3. Waterborne			
a. Surface ⁽⁶⁾	<p>One sample upstream. One sample downstream.</p>	Composite sample over 1-month period. ⁽⁷⁾	<p>Gamma isotopic analysis ⁽⁵⁾ monthly. Composite for tritium analysis quarterly.</p>

TABLE 16.11-7 (Page 3 of 7)

RADIOLOGICAL ENVIRONMENTAL MONITORING PROGRAM

<u>EXPOSURE PATHWAY AND/OR SAMPLE</u>	<u>NUMBER OF REPRESENTATIVE SAMPLES AND SAMPLE LOCATIONS⁽¹⁾</u>	<u>SAMPLING AND COLLECTION FREQUENCY</u>	<u>TYPE AND FREQUENCY OF ANALYSIS</u>
b. Ground	Samples from one or two sources only if likely to be affected ⁽⁸⁾ .	Quarterly.	Gamma isotopic ⁽⁵⁾ and tritium analysis quarterly.
c. Drinking	One sample of each of one to three of the nearest water supplies that could be affected by its discharge. One sample from a control location.	Composite sample over 2-week period ⁽⁷⁾ when I-131 analysis is performed, monthly composite otherwise.	I-131 analysis on each composite when the dose calculated for the consumption of the water is greater than 1 mrem per year. ⁽⁹⁾ Composite for gross beta and gamma isotopic analyses ⁽⁵⁾ monthly. Composite for tritium analysis quarterly.
d. Sediment from shoreline	One sample from downstream area with existing or potential recreational value.	Semiannually.	Gamma isotopic analysis ⁽⁵⁾ semiannually.

TABLE 16.11-7 (Page 5 of 7)

RADIOLOGICAL ENVIRONMENTAL MONITORING PROGRAM

<u>EXPOSURE PATHWAY AND/OR SAMPLE</u>	<u>NUMBER OF REPRESENTATIVE SAMPLES AND SAMPLE LOCATIONS⁽¹⁾</u>	<u>SAMPLING AND COLLECTION FREQUENCY</u>	<u>TYPE AND FREQUENCY OF ANALYSIS</u>
c. Food Products	One sample of each principal class of food products from any area that is irrigated by water in which liquid plant wastes have been discharged.	At time of harvest ⁽¹⁰⁾ .	Gamma isotopic analyses ⁽⁵⁾ on edible portion.
	Samples of three different kinds of broad leaf vegetation grown nearest each of two different offsite locations of highest predicted annual average groundlevel D/Q if milk sampling is not performed.	Monthly when available.	Gamma isotopic ⁽⁵⁾ and I-131 analysis.
	One sample of each of the similar broad leaf vegetation grown 15-30 km distant in the least prevalent wind direction if milk sampling is not performed.	Monthly when available.	Gamma isotopic ⁽⁵⁾ and I-131 analysis.

TABLE NOTATION

- (1) Specific parameters of distance and direction sector from the centerline of one reactor, and additional description where pertinent, shall be provided for each and every sample location in Table 16.11-7 in a table and figure(s) in the ODCM. Refer to NUREG-0133, "Preparation of Radiological Effluent Technical Specifications for Nuclear Power Plants," October 1978, and to Radiological Assessment Branch Technical Position, Revision 1, November 1979. Deviations are permitted from the required sampling schedule if specimens are unobtainable due to hazardous conditions, seasonal unavailability, malfunction of automatic sampling equipment and other legitimate reasons. If specimens are unobtainable due to sampling equipment malfunction, every effort shall be made to complete corrective action prior to the end of the next sampling period. All deviations from the sampling schedule shall be documented in the Annual Radiological Environmental Operating Report. It is recognized that, at times, it may not be possible or practical to continue to obtain samples of the media of choice at the most desired location or time. In these instances suitable alternative media and locations may be chosen for the particular pathway in question and appropriate substitutions made within 30 days in the Radiological Environmental Monitoring Program. In lieu of an Licensee Event Report, identify the cause of the unavailability of samples for that pathway and identify the new locations(s) for obtaining replacement samples in the next Annual Radioactive Effluent Release Report and also include in the report a revised figure(s) and table for the ODCM reflecting the new location(s).
- (2) One or more instruments, such as a pressurized ion chamber, for measuring and recording dose rate continuously may be used in place of, or in addition to, integrating dosimeters. For the purposes of this table, a thermoluminescent dosimeter (TLD) is considered to be one phosphor; two or more phosphors in a packet are considered as two or more dosimeters. Film badges shall not be used as dosimeters for measuring direct radiation. The forty stations is not an absolute number. The number of direct radiation monitoring stations may be reduced according to geographical limitations; e.g., at an ocean site, some sections will be over water so that the number of dosimeters may be reduced accordingly. The frequency of analysis or readout for TLD systems will depend upon the characteristics of the specific system used and should be selected to obtain optimum dose information with minimal fading.
- (3) The purpose of this sample is to obtain background information. If it is not practical to establish control locations in accordance with the distance and wind direction criteria, other sites that provide valid background data may be substituted.

November 13, 1995

To: All Holders of the Selected Licensee Commitments Manual

Please find attached a revision to the Selected Licensee Commitments Manual. This revision corrects typographical errors and adds references.

Your copy of the manual should be revised as follows:

Remove these pages:

List of Effective Pages
Revision 6

Page 16.9-10, -11

Page 16.11-48, -52, -53,
-55, -56

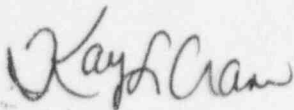
Insert these pages:

List of Effective Pages
Revision 7

Page 16.9-10, -11

Page 16.11-48, -52, -53
-55, -56

Questions or problems should be directed to Kay Crane,
McGuire Regulatory Compliance at extension 4306.



Kay L. Crane,
McGuire Regulatory Compliance

McGuire Nuclear Station
Selected Licensee Commitments
List of Effective Pages

Page	Revision Date
<u>LOEP Tab</u>	
List of Effective Pages 1 through 7	7
<u>Tab 16.0</u>	
16.0-1	
16.0-2	
<u>Tab 16.1</u>	
16.1-1	
<u>Tab 16.2</u>	
16.2-1	3/91
16.2-2	5/91
16.2-3	
16.2-4	
<u>Tab 16.3</u>	
16.3-1	
<u>Tab 16.4</u>	
<u>Tab 16.5</u>	
16.5-1	01/94
16.5-2	01/94
16.5-3	3/93
16.5-4	3/93
16.5-5	3/93
16.5-6	3/93
16.5-7	3/93
16.5-8	3/93
16.5-9	3/93
16.5-10	3/93
<u>Tab 16.6</u>	
<u>Tab 16.7</u>	
16.7-1	8/95
16.7-2	8/95

Page	Revision Date
16.7-3	8/95
16.7-4	8/95
16.7-5	8/95
16.7-6	8/95
16.7-7	8/95
16.7-8	8/95
16.7-9	8/95
16.7-10	8/95
16.7-11	8/95
16.7-12	8/95
16.7-13	8/95
16.7-14	8/95
<u>Tab 16.8</u>	
16.8-1	10/90
Table 16.8-1a 1 of 28	10/94
Table 16.8-1a 2 of 28	10/94
Table 16.8-1a 3 of 28	10/94
Table 16.8-1a 4 of 28	10/94
Table 16.8-1a 5 of 28	10/94
Table 16.8-1a 6 of 28	10/94
Table 16.8-1a 7 of 28	10/94
Table 16.8-1a 8 of 28	10/94
Table 16.8-1a 9 of 28	10/94
Table 16.8-1a 10 of 28	10/94
Table 16.8-1a 11 of 28	10/94
Table 16.8-1a 12 of 28	10/94
Table 16.8-1a 13 of 28	10/94
Table 16.8-1a 14 of 28	10/94
Table 16.8-1a 15 of 28	10/94
Table 16.8-1a 16 of 28	10/94
Table 16.8-1a 17 of 28	10/94
Table 16.8-1a 18 of 28	10/94
Table 16.8-1a 19 of 28	10/94

Page	Revision Date
Table 16.8-1a 20 of 28	10/94
Table 16.8-1a 21 of 28	10/94
Table 16.8-1a 22 of 28	10/94
Table 16.8-1a 23 of 28	10/94
Table 16.8-1a 24 of 28	10/94
Table 16.8-1a 25 of 28	10/94
Table 16.8-1a 26 of 28	10/94
Table 16.8-1a 27 of 28	10/94
Table 16.8-1a 28 of 28	10/94
Table 16.8-1b 1 of 30	10/94
Table 16.8-1b 2 of 30	10/94
Table 16.8-1b 3 of 30	10/94
Table 16.8-1b 4 of 30	10/94
Table 16.8-1b 5 of 30	10/94
Table 16.8-1b 6 of 30	10/94
Table 16.8-1b 7 of 30	10/94
Table 16.8-1b 8 of 30	10/94
Table 16.8-1b 9 of 30	10/94
Table 16.8-1b 10 of 30	10/94
Table 16.8-1b 11 of 30	10/94
Table 16.8-1b 12 of 30	10/94
Table 16.8-1b 13 of 30	10/94
Table 16.8-1b 14 of 30	10/94
Table 16.8-1b 15 of 30	10/94
Table 16.8-1b 16 of 30	10/94
Table 16.8-1b 17 of 30	10/94
Table 16.8-1b 18 of 30	10/94
Table 16.8-1b 19 of 30	10/94
Table 16.8-1b 20 of 30	10/94
Table 16.8-1b 21 of 30	10/94
Table 16.8-1b 22 of 30	10/94
Table 16.8-1b 23 of 30	10/94
Table 16.8-1b 24 of 30	10/94

Page	Revision Date
Table 16.8-1b 25 of 30	10/94
Table 16.8-1b 26 of 30	10/94
Table 16.8-1b 27 of 30	10/94
Table 16.8-1b 28 of 30	10/94
Table 16.8-1b 29 of 30	10/94
Table 16.8-1b 30 of 30	10/94
<u>Tab 16.9</u>	
16.9-1	2/91
16.9-2	
16.9-3	
16.9-4	
16.9-5	
Table 16.9-1	
16.9-6	
16.9-7	
16.9-8	
16.9-9	
Table 16.9-2	8/90
Table 16.9-2 (cont'd)	
16.9-10	11/95
16.9-11	11/95
16.9-12	12/90
16.9-13	
16.9-14	
Table 16.9-3	12/90
Table 16.9-3 (cont'd)	12/90
Table 16.9-3 (cont'd)	12/90
Table 16.9-3 (cont'd)	2/95
Table 16.9-3 (cont'd)	2/95
Table 16.9-3 (cont'd)	
16.9-15	11/94
16.9-15a	2/91
16.9-16	

Page	Revision Date
16.9-17	6/95
16.9-18	
16.9-19	
Table 16.9-4	
Table 16.9-5	
16.9-20	08/93
16.9-21	08/93
16.9-22	
<u>Tab 16.10</u>	
<u>Tab 16.11</u>	
16.11-1	9/93
16.11-2	9/93
16.11-3	9/93
16.11-4	9/94
16.11-5	9/93
16.11-6	9/93
16.11-7	9/93
16.11-8	9/93
16.11-9	9/93
16.11-10	9/93
16.11-11	9/95
16.11-12	9/93
16.11-13	9/93
16.11-14	9/93
16.11-15	9/93
16.11-16	9/93
16.11-17	9/93
16.11-18	9/93
16.11-19	9/93
16.11-20	9/93
16.11-21	9/93
16.11-22	9/93
16.11-23	9/93

Page	Revision Date
16.11-24	9/93
16.11-25	9/93
16.11-26	9/93
16.11-27	9/93
16.11-28	9/93
16.11-29	9/93
16.11-30	9/93
16.11-31	9/93
16.11-32	9/93
16.11-33	9/93
16.11-34	12/93
16.11-35	12/93
16.11-36	12/93
16.11-37	12/93
16.11-38	9/93
16.11-39	9/93
16.11-40	9/93
16.11-41	9/93
16.11-42	9/93
16.11-43	9/93
16.11-44	9/93
16.11-45	9/93
16.11-46	9/93
16.11-47	9/93
16.11-48	11/95
16.11-49	9/93
16.11-50	9/93
16.11-51	9/93
16.11-52	11/95
16.11-53	11/95
16.11-54	9/93
16.11-55	11/95
16.11-56	11/95

Page	Revision Date
------	---------------

16.11-57	9/93
16.11-58	9/93
16.11-59	9/93
16.11-60	9/93
16.11-61	9/93
16.11-62	9/93
16.11-63	9/93
16.11-64	9/93
16.11-65	9/93
16.11-66	9/93
16.11-67	9/93
16.11-68	9/93

Tab 16.12

Tab 16.13

16.13-1

Tab 16.14

Tab 16.15

Appendix Tab

1

2

3

4

5

6

7

Attachment 1

Attachment 2

Attachment 3

FIRE PROTECTION SYSTEMS

16.9-5

FIRE RATED ASSEMBLIES

COMMITMENT

All fire rated assemblies (walls, floors/ceilings, cable tray enclosures and other fire barriers) separating

- * redundant analyzed Post Fire Safe Shutdown Equipment or,
- * Control Complex (i.e., Control Room, Cable Rooms and Battery Rooms) from the remainder of the plant or,
- * safety from non-safety related areas or,
- * containment from non-containment areas,

and all sealing devices (fire doors, fire windows, fire dampers, cable, piping and ventilation duct penetrations seals) in fire rated assembly penetrations shall be OPERABLE.

APPLICABILITY: At all times.

REMEDIAL ACTION:

- a. With one or more of the above required fire rated assemblies and/or sealing devices inoperable, within 1 hour either establish a continuous fire watch on at least one side of the affected assembly, or verify the OPERABILITY of fire detectors on at least one side of the inoperable assembly and establish an hourly fire watch patrol.

TESTING REQUIREMENTS:

- a. At least once per 18 months the above required fire rated assemblies and penetration sealing devices shall be verified OPERABLE, by performing a visual inspection of:
 - i. The exposed surfaces of each fire rated assembly,
 - ii. Each fire window/fire damper/and associated hardware, and
 - iii. At least 10% of each type of sealed penetration. If a seal is found degraded to inoperable status, a visual inspection of an additional 10% of each type of sealed penetration shall be made. This inspection process shall continue until a 10% sample with no inoperable seals is found. Samples shall be selected such that each penetration seal will be inspected every 15 years.
- b. Each of the above required fire doors shall be verified OPERABLE by inspecting the automatic hold-open, release and closing mechanisms and latches at least once per 6 months, and by verifying:
 - i. That each unlocked fire door without electrical supervision is closed at least once per 24 hours,
 - ii. That doors with automatic hold-open and release mechanisms are free to obstructions at least once per 24 hours and performing a functional test at least once per 18 months,

- iii. That each locked closed fire door is closed at least once per 7 days, and
- iv. The OPERABILITY of the Fire Door Supervision System for each electrically supervised fire door by performing a TRIP ACTUATING DEVICE OPERATIONAL TEST at least once per 31 days.

REFERENCES:

- 1) McGuire FSAR, Chapter 9.5.1
- 2) McGuire SER Supplement 2, Chapter 9.5.1 and Appendix D
- 3) McGuire SER Supplement 5, Chapter 9.5.1 and Appendix B
- 4) McGuire Fire Protection Review, as revised
- 5) McGuire SER Supplement 6, Chapter 9.5.1. and Appendix C
- 6) McGuire Facility Operation Licenses, Unit 1 License Condition C.(4) and Unit 2 License Condition C.(7)
- 7) Door Schedules - MC-1108-01, MC-1208-01-01, -02, -03, -04, -05 and -06.
- 8) Fire Plan Drawings - MC-1384-07 series

BASES:

The functional integrity of the fire rated assemblies, including associated penetration seals, ensures that fires will be confined or adequately retarded so that the following criteria is achieved:

- * Fire will not damage redundant analyzed Post Fire Safe Shutdown equipment,
- * Fire will not spread from the balance of plant to the Control Complex,
- * Fire will not spread from non-safety related areas to safety related areas.
- * Fire will not spread from non-containment areas to containment areas.

The fire related assemblies and associated penetration seals are a passive element in the facility fire protection program and are subject to periodic inspections.

Fire rated assemblies, including associated penetration seals (fire doors, fire windows, fire dampers, cable, piping and ventilation duct penetration seals) are considered operable when the visually observed condition is not degraded to a point that the assembly cannot perform the function that is intended. For fire rated assemblies that are questionable, an evaluation shall be performed to determine the cause of any identified abnormal change in appearance or abnormal degradation and the effect of this change on the ability of the fire rated assembly to perform its function.

During periods of time when a fire rated assembly is not operable, either: (1) a continuous fire watch is required to be maintained in the vicinity of the affected barrier, or (2) the fire detectors on at least one side of the affected barrier must be verified OPERABLE and an hourly fire watch patrol established until the barrier is restored to operable status.

This Selected Licensee Commitment is part of the McGuire Fire Protection Program and therefore subject to the provisions of McGuire Facility Operating License Conditions C.(4) [Unit 1] and C.(7) [Unit 2].

RADIOLOGICAL ENVIRONMENTAL MONITORING

16.11-13 MONITORING PROGRAM

COMMITMENT

The Radioactive Environmental Monitoring Program shall be conducted as specified in Table 16.11-7.

APPLICABILITY: At all times.

REMEDIAL ACTION:

- a. With the Radiological Environmental Monitoring Program not being conducted as specified in Table 16.11-7, in lieu of a Licensee Event Report, prepare and submit to the Commission, in the Annual Radiological Environmental Operating Report, a description of the reasons for not conducting the program as required and the plans for preventing a recurrence.
- b. With the level of radioactivity in an environmental sampling medium at a specified location exceeding the reporting levels of Table 16.11-8 when averaged over any calendar quarter, in lieu of a Licensee Event Report, prepare and submit to the Commission within 30 days a Special Report that defines the corrective actions to be taken to reduce radioactive effluents so that the potential annual dose* to a MEMBER OF THE PUBLIC is less than the calendar year limits of SLCs 16.11-6, 16.11-8, and 16.11-9. When more than one of the radionuclides in Table 16.11-8 are detected in the sampling medium, this report shall be submitted if:

$$\frac{\text{concentration (1)}}{\text{limit level (1)}} + \frac{\text{concentration (2)}}{\text{limit level (2)}} + \dots \geq 1.0$$

When radionuclides other than those in Table 16.11-8 are detected and are the result of plant effluents, this report shall be submitted if the potential annual dose* to a MEMBER OF THE PUBLIC is equal to or greater than the calendar year limits of SLCs 16.11-6, 16.11-8 and 16.11-9. This report is not required if the measured level of radioactivity was not the result of plant effluents; however, in such an event, the condition shall be reported and described in the Annual Radiological Environmental Operating Report.

*The methodology and parameters used to estimate the potential annual dose to a MEMBER OF THE PUBLIC shall be indicated in this report.

TABLE 16.11-7 (Page 2 of 7)

RADIOLOGICAL ENVIRONMENTAL MONITORING PROGRAM

<u>EXPOSURE PATHWAY AND/OR SAMPLE</u>	<u>NUMBER OF REPRESENTATIVE SAMPLES AND SAMPLE LOCATIONS</u> ⁽¹⁾	<u>SAMPLING AND COLLECTION FREQUENCY</u>	<u>TYPE AND FREQUENCY OF ANALYSIS</u>
2. Airborne			
Radioiodine and Particulates	<p>Samples from five locations: Three samples from close to the three SITE BOUNDARY locations, in different sectors, of the highest calculated annual average groundlevel D/Q.</p> <p>One sample from the vicinity of a community having the highest calculated annual average groundlevel D/Q.</p> <p>One sample from a control location, as for example 15-30 km distant and in the least prevalent wind direction. ⁽³⁾</p>	Continuous sampler operation with sample collection weekly, or more frequently if required by dust loading.	<p><u>Radioiodine Canister:</u> I-131 analysis weekly.</p> <p><u>Particulate Sampler:</u> Gross beta radio- activity analysis following filter change; ⁽⁴⁾ Gamma isotopic analysis ⁽⁵⁾ of composite (by location) quarterly.</p>
3. Waterborne			
a. Surface ⁽⁶⁾	<p>One sample upstream. One sample downstream.</p>	Composite sample ⁽⁷⁾ over 1-month period.	Gamma isotopic analysis ⁽⁵⁾ monthly. Composite for tritium analysis quarterly.

TABLE 16.11-7 (Page 3 of 7)

RADIOLOGICAL ENVIRONMENTAL MONITORING PROGRAM

<u>EXPOSURE PATHWAY AND/OR SAMPLE</u>	<u>NUMBER OF REPRESENTATIVE SAMPLES AND SAMPLE LOCATIONS⁽¹⁾</u>	<u>SAMPLING AND COLLECTION FREQUENCY</u>	<u>TYPE AND FREQUENCY OF ANALYSIS</u>
b. Ground	Samples from one or two sources only if likely to be affected ⁽⁸⁾ .	Quarterly.	Gamma isotopic ⁽⁵⁾ and tritium analysis quarterly.
c. Drinking	One sample of each of one to three of the nearest water supplies that could be affected by its discharge. One sample from a control location.	Composite sample over 2-week period ⁽⁷⁾ when I-131 analysis is performed, monthly composite otherwise.	I-131 analysis on each composite when the dose calculated for the consumption of the water is greater than 1 mrem per year. ⁽⁹⁾ Composite for gross beta and gamma isotopic analyses ⁽⁵⁾ monthly. Composite for tritium analysis quarterly.
d. Sediment from shoreline	One sample from downstream area with existing or potential recreational value.	Semiannually.	Gamma isotopic analysis ⁽⁵⁾ semiannually.

TABLE 16.11-7 (Page 5 of 7)

RADIOLOGICAL ENVIRONMENTAL MONITORING PROGRAM

<u>EXPOSURE PATHWAY AND/OR SAMPLE</u>	<u>NUMBER OF REPRESENTATIVE SAMPLES AND SAMPLE LOCATIONS⁽¹⁾</u>	<u>SAMPLING AND COLLECTION FREQUENCY</u>	<u>TYPE AND FREQUENCY OF ANALYSIS</u>
c. Food Products	One sample of each principal class of food products from any area that is irrigated by water in which liquid plant wastes have been discharged.	At time of harvest ⁽¹⁰⁾ .	Gamma isotopic analyses ⁽⁵⁾ on edible portion.
	Samples of three different kinds of broad leaf vegetation grown nearest each of two different offsite locations of highest predicted annual average groundlevel D/Q if milk sampling is not performed.	Monthly when available.	Gamma isotopic ⁽⁵⁾ and I-131 analysis.
	One sample of each of the similar broad leaf vegetation grown 15-30 km distant in the least prevalent wind direction if milk sampling is not performed.	Monthly when available.	Gamma isotopic ⁽⁵⁾ and I-131 analysis.

TABLE NOTATION

- (1) Specific parameters of distance and direction sector from the centerline of one reactor, and additional description where pertinent, shall be provided for each and every sample location in Table 16.11-7 in a table and figure(s) in the ODCM. Refer to NUREG-0133, "Preparation of Radiological Effluent Technical Specifications for Nuclear Power Plants," October 1978, and to Radiological Assessment Branch Technical Position, Revision 1, November 1979. Deviations are permitted from the required sampling schedule if specimens are unobtainable due to hazardous conditions, seasonal unavailability, malfunction of automatic sampling equipment and other legitimate reasons. If specimens are unobtainable due to sampling equipment malfunction, every effort shall be made to complete corrective action prior to the end of the next sampling period. All deviations from the sampling schedule shall be documented in the Annual Radiological Environmental Operating Report. It is recognized that, at times, it may not be possible or practical to continue to obtain samples of the media of choice at the most desired location or time. In these instances suitable alternative media and locations may be chosen for the particular pathway in question and appropriate substitutions made within 30 days in the Radiological Environmental Monitoring Program. In lieu of an Licensee Event Report, identify the cause of the unavailability of samples for that pathway and identify the new location(s) for obtaining replacement samples in the next Annual Radioactive Effluent Release Report and also include in the report a revised figure(s) and table for the ODCM reflecting the new location(s).
- (2) One or more instruments, such as a pressurized ion chamber, for measuring and recording dose rate continuously may be used in place of, or in addition to, integrating dosimeters. For the purposes of this table, a thermoluminescent dosimeter (TLD) is considered to be one phosphor; two or more phosphors in a packet are considered as two or more dosimeters. Film badges shall not be used as dosimeters for measuring direct radiation. The forty stations is not an absolute number. The number of direct radiation monitoring stations may be reduced according to geographical limitations; e.g., at an ocean site, some sections will be over water so that the number of dosimeters may be reduced accordingly. The frequency of analysis or readout for TLD systems will depend upon the characteristics of the specific system used and should be selected to obtain optimum dose information with minimal fading.
- (3) The purpose of this sample is to obtain background information. If it is not practical to establish control locations in accordance with the distance and wind direction criteria, other sites that provide valid background data may be substituted.

November 13, 1995

To: All Holders of the Selected Licensee Commitments Manual

Please find attached a revision to the Selected Licensee Commitments Manual. This revision corrects typographical errors and adds references.

Your copy of the manual should be revised as follows:

Remove these pages:

List of Effective Pages
Revision 6

Page 16.9-10, -11

Page 16.11-48, -52, -53,
-55, -56

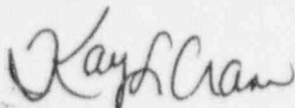
Insert these pages:

List of Effective Pages
Revision 7

Page 16.9-10, -11

Page 16.11-48, -52, -53
-55, -56

Questions or problems should be directed to Kay Crane,
McGuire Regulatory Compliance at extension 4306.



Kay L. Crane,
McGuire Regulatory Compliance

McGuire Nuclear Station
Selected Licensee Commitments
List of Effective Pages

Page	Revision Date
<u>LOEP Tab</u>	
List of Effective Pages 1 through 7	7
<u>Tab 16.0</u>	
16.0-1	
16.0-2	
<u>Tab 16.1</u>	
16.1-1	
<u>Tab 16.2</u>	
16.2-1	3/91
16.2-2	5/91
16.2-3	
16.2-4	
<u>Tab 16.3</u>	
16.3-1	
<u>Tab 16.4</u>	
<u>Tab 16.5</u>	
16.5-1	01/94
16.5-2	01/94
16.5-3	3/93
16.5-4	3/93
16.5-5	3/93
16.5-6	3/93
16.5-7	3/93
16.5-8	3/93
16.5-9	3/93
16.5-10	3/93
<u>Tab 16.6</u>	
<u>Tab 16.7</u>	
16.7-1	8/95
16.7-2	8/95

Page	Revision Date
16.7-3	8/95
16.7-4	8/95
16.7-5	8/95
16.7-6	8/95
16.7-7	8/95
16.7-8	8/95
16.7-9	8/95
16.7-10	8/95
16.7-11	8/95
16.7-12	8/95
16.7-13	8/95
16.7-14	8/95
<u>Tab 16.8</u>	
16.8-1	10/90
Table 16.8-1a 1 of 28	10/94
Table 16.8-1a 2 of 28	10/94
Table 16.8-1a 3 of 28	10/94
Table 16.8-1a 4 of 28	10/94
Table 16.8-1a 5 of 28	10/94
Table 16.8-1a 6 of 28	10/94
Table 16.8-1a 7 of 28	10/94
Table 16.8-1a 8 of 28	10/94
Table 16.8-1a 9 of 28	10/94
Table 16.8-1a 10 of 28	10/94
Table 16.8-1a 11 of 28	10/94
Table 16.8-1a 12 of 28	10/94
Table 16.8-1a 13 of 28	10/94
Table 16.8-1a 14 of 28	10/94
Table 16.8-1a 15 of 28	10/94
Table 16.8-1a 16 of 28	10/94
Table 16.8-1a 17 of 28	10/94
Table 16.8-1a 18 of 28	10/94
Table 16.8-1a 19 of 28	10/94

Page	Revision Date
Table 16.8-1a 20 of 28	10/94
Table 16.8-1a 21 of 28	10/94
Table 16.8-1a 22 of 28	10/94
Table 16.8-1a 23 of 28	10/94
Table 16.8-1a 24 of 28	10/94
Table 16.8-1a 25 of 28	10/94
Table 16.8-1a 26 of 28	10/94
Table 16.8-1a 27 of 28	10/94
Table 16.8-1a 28 of 28	10/94
Table 16.8-1b 1 of 30	10/94
Table 16.8-1b 2 of 30	10/94
Table 16.8-1b 3 of 30	10/94
Table 16.8-1b 4 of 30	10/94
Table 16.8-1b 5 of 30	10/94
Table 16.8-1b 6 of 30	10/94
Table 16.8-1b 7 of 30	10/94
Table 16.8-1b 8 of 30	10/94
Table 16.8-1b 9 of 30	10/94
Table 16.8-1b 10 of 30	10/94
Table 16.8-1b 11 of 30	10/94
Table 16.8-1b 12 of 30	10/94
Table 16.8-1b 13 of 30	10/94
Table 16.8-1b 14 of 30	10/94
Table 16.8-1b 15 of 30	10/94
Table 16.8-1b 16 of 30	10/94
Table 16.8-1b 17 of 30	10/94
Table 16.8-1b 18 of 30	10/94
Table 16.8-1b 19 of 30	10/94
Table 16.8-1b 20 of 30	10/94
Table 16.8-1b 21 of 30	10/94
Table 16.8-1b 22 of 30	10/94
Table 16.8-1b 23 of 30	10/94
Table 16.8-1b 24 of 30	10/94

Page	Revision Date
Table 16.8-1b 25 of 30	10/94
Table 16.8-1b 26 of 30	10/94
Table 16.8-1b 27 of 30	10/94
Table 16.8-1b 28 of 30	10/94
Table 16.8-1b 29 of 30	10/94
Table 16.8-1b 30 of 30	10/94
<u>Tab 16.9</u>	
16.9-1	2/91
16.9-2	
16.9-3	
16.9-4	
16.9-5	
Table 16.9-1	
16.9-6	
16.9-7	
16.9-8	
16.9-9	
Table 16.9-2	8/90
Table 16.9-2 (cont'd)	
16.9-10	11/95
16.9-11	11/95
16.9-12	12/90
16.9-13	
16.9-14	
Table 16.9-3	12/90
Table 16.9-3 (cont'd)	12/90
Table 16.9-3 (cont'd)	12/90
Table 16.9-3 (cont'd)	2/95
Table 16.9-3 (cont'd)	2/95
Table 16.9-3 (cont'd)	
16.9-15	11/94
16.9-15a	2/91
16.9-16	

Page	Revision Date
16.9-17	6/95
16.9-18	
16.9-19	
Table 16.9-4	
Table 16.9-5	
16.9-20	08/93
16.9-21	08/93
16.9-22	
<u>Tab 16.10</u>	
<u>Tab 16.11</u>	
16.11-1	9/93
16.11-2	9/93
16.11-3	9/93
16.11-4	9/94
16.11-5	9/93
16.11-6	9/93
16.11-7	9/93
16.11-8	9/93
16.11-9	9/93
16.11-10	9/93
16.11-11	9/95
16.11-12	9/93
16.11-13	9/93
16.11-14	9/93
16.11-15	9/93
16.11-16	9/93
16.11-17	9/93
16.11-18	9/93
16.11-19	9/93
16.11-20	9/93
16.11-21	9/93
16.11-22	9/93
16.11-23	9/93

Page	Revision Date
16.11-24	9/93
16.11-25	9/93
16.11-26	9/93
16.11-27	9/93
16.11-28	9/93
16.11-29	9/93
16.11-30	9/93
16.11-31	9/93
16.11-32	9/93
16.11-33	9/93
16.11-34	12/93
16.11-35	12/93
16.11-36	12/93
16.11-37	12/93
16.11-38	9/93
16.11-39	9/93
16.11-40	9/93
16.11-41	9/93
16.11-42	9/93
16.11-43	9/93
16.11-44	9/93
16.11-45	9/93
16.11-46	9/93
16.11-47	9/93
16.11-48	11/95
16.11-49	9/93
16.11-50	9/93
16.11-51	9/93
16.11-52	11/95
16.11-53	11/95
16.11-54	9/93
16.11-55	11/95
16.11-56	11/95

Page	Revision Date
16.11-57	9/93
16.11-58	9/93
16.11-59	9/93
16.11-60	9/93
16.11-61	9/93
16.11-62	9/93
16.11-63	9/93
16.11-64	9/93
16.11-65	9/93
16.11-66	9/93
16.11-67	9/93
16.11-68	9/93
<u>Tab 16.12</u>	
<u>Tab 16.13</u>	
16.13-1	
<u>Tab 16.14</u>	
<u>Tab 16.15</u>	
<u>Appendix Tab</u>	
1	
2	
3	
4	
5	
6	
7	
Attachment 1	
Attachment 2	
Attachment 3	

FIRE PROTECTION SYSTEMS

16.9-5

FIRE RATED ASSEMBLIES

COMMITMENT

All fire rated assemblies (walls, floors/ceilings, cable tray enclosures and other fire barriers) separating

- * redundant analyzed Post Fire Safe Shutdown Equipment or,
- * Control Complex (i.e., Control Room, Cable Rooms and Battery Rooms) from the remainder of the plant or,
- * safety from non-safety related areas or,
- * containment from non-containment areas,

and all sealing devices (fire doors, fire windows, fire dampers, cable, piping and ventilation duct penetration seals) in fire rated assembly penetrations shall be OPERABLE.

APPLICABILITY: At all times.

REMEDIAL ACTION:

- a. With one or more of the above required fire rated assemblies and/or sealing devices inoperable, within 1 hour either establish a continuous fire watch on at least one side of the affected assembly, or verify the OPERABILITY of fire detectors on at least one side of the inoperable assembly and establish an hourly fire watch patrol.

TESTING REQUIREMENTS:

- a. At least once per 18 months the above required fire rated assemblies and penetration sealing devices shall be verified OPERABLE, by performing a visual inspection of:
 - i. The exposed surfaces of each fire rated assembly,
 - ii. Each fire window/fire damper/and associated hardware, and
 - iii. At least 10% of each type of sealed penetration. If a seal is found degraded to inoperable status, a visual inspection of an additional 10% of each type of sealed penetration shall be made. This inspection process shall continue until a 10% sample with no inoperable seals is found. Samples shall be selected such that each penetration seal will be inspected every 15 years.
- b. Each of the above required fire doors shall be verified OPERABLE by inspecting the automatic hold-open, release and closing mechanisms and latches at least once per 6 months, and by verifying:
 - i. That each unlocked fire door without electrical supervision is closed at least once per 24 hours,
 - ii. That doors with automatic hold-open and release mechanisms are free to obstructions at least once per 24 hours and performing a functional test at least once per 18 months,

- iii. That each locked closed fire door is closed at least once per 7 days, and
- iv. The OPERABILITY of the Fire Door Supervision System for each electrically supervised fire door by performing a TRIP ACTUATING DEVICE OPERATIONAL TEST at least once per 31 days.

REFERENCES:

- 1) McGuire FSAR, Chapter 9.5.1
- 2) McGuire SER Supplement 2, Chapter 9.5.1 and Appendix D
- 3) McGuire SER Supplement 5, Chapter 9.5.1 and Appendix B
- 4) McGuire Fire Protection Review, as revised
- 5) McGuire SER Supplement 6, Chapter 9.5.1. and Appendix C
- 6) McGuire Facility Operation Licenses, Unit 1 License Condition C.(4) and Unit 2 License Condition C.(7)
- 7) Door Schedules - MC-1108-01, MC-1208-01-01, -02, -03, -04, -05 and -06.
- 8) Fire Plan Drawings - MC-1384-07 series

BASES:

The functional integrity of the fire rated assemblies, including associated penetration seals, ensures that fires will be confined or adequately retarded so that the following criteria is achieved:

- * Fire will not damage redundant analyzed Post Fire Safe Shutdown equipment,
- * Fire will not spread from the balance of plant to the Control Complex,
- * Fire will not spread from non-safety related areas to safety related areas.
- * Fire will not spread from non-containment areas to containment areas.

The fire related assemblies and associated penetration seals are a passive element in the facility fire protection program and are subject to periodic inspections.

Fire rated assemblies, including associated penetration seals (fire doors, fire windows, fire dampers, cable, piping and ventilation duct penetration seals) are considered operable when the visually observed condition is not degraded to a point that the assembly cannot perform the function that is intended. For fire rated assemblies that are questionable, an evaluation shall be performed to determine the cause of any identified abnormal change in appearance or abnormal degradation and the effect of this change on the ability of the fire rated assembly to perform its function.

During periods of time when a fire rated assembly is not operable, either: (1) a continuous fire watch is required to be maintained in the vicinity of the affected barrier, or (2) the fire detectors on at least one side of the affected barrier must be verified OPERABLE and an hourly fire watch patrol established until the barrier is restored to operable status.

This Selected Licensee Commitment is part of the McGuire Fire Protection Program and therefore subject to the provisions of McGuire Facility Operating License Conditions C.(4) [Unit 1] and C.(7) [Unit 2].

RADIOLOGICAL ENVIRONMENTAL MONITORING

16.11-13 MONITORING PROGRAM

COMMITMENT

The Radioactive Environmental Monitoring Program shall be conducted as specified in Table 16.11-7.

APPLICABILITY: At all times.

REMEDIAL ACTION:

- a. With the Radiological Environmental Monitoring Program not being conducted as specified in Table 16.11-7, in lieu of a Licensee Event Report, prepare and submit to the Commission, in the Annual Radiological Environmental Operating Report, a description of the reasons for not conducting the program as required and the plans for preventing a recurrence.
- b. With the level of radioactivity in an environmental sampling medium at a specified location exceeding the reporting levels of Table 16.11-8 when averaged over any calendar quarter, in lieu of a Licensee Event Report, prepare and submit to the Commission within 30 days a Special Report that defines the corrective actions to be taken to reduce radioactive effluents so that the potential annual dose* to a MEMBER OF THE PUBLIC is less than the calendar year limits of SLCs 16.11-6, 16.11-8, and 16.11-9. When more than one of the radionuclides in Table 16.11-8 are detected in the sampling medium, this report shall be submitted if:

$$\frac{\text{concentration (1)}}{\text{limit level (1)}} + \frac{\text{concentration (2)}}{\text{limit level (2)}} + \dots \geq 1.0$$

When radionuclides other than those in Table 16.11-8 are detected and are the result of plant effluents, this report shall be submitted if the potential annual dose* to a MEMBER OF THE PUBLIC is equal to or greater than the calendar year limits of SLCs 16.11-6, 16.11-8 and 16.11-9. This report is not required if the measured level of radioactivity was not the result of plant effluents; however, in such an event, the condition shall be reported and described in the Annual Radiological Environmental Operating Report.

*The methodology and parameters used to estimate the potential annual dose to a MEMBER OF THE PUBLIC shall be indicated in this report.

TABLE 16.11-7 (Page 2 of 7)

RADIOLOGICAL ENVIRONMENTAL MONITORING PROGRAM

<u>EXPOSURE PATHWAY AND/OR SAMPLE</u>	<u>NUMBER OF REPRESENTATIVE SAMPLES AND SAMPLE LOCATIONS⁽¹⁾</u>	<u>SAMPLING AND COLLECTION FREQUENCY</u>	<u>TYPE AND FREQUENCY OF ANALYSIS</u>
2. Airborne			
Radioiodine and Particulates	<p>Samples from five locations: Three samples from close to the three SITE BOUNDARY locations, in different sectors, of the highest calculated annual average groundlevel D/Q.</p> <p>One sample from the vicinity of a community having the highest calculated annual average groundlevel D/Q.</p> <p>One sample from a control location, as for example 15-30 km distant and in the least prevalent wind direction.⁽³⁾</p>	Continuous sampler operation with sample collection weekly, or more frequently if required by dust loading.	<p>Radioiodine Canister: I-131 analysis weekly.</p> <p>Particulate Sampler: Gross beta radio- activity analysis following filter change;⁽⁴⁾ Gamma isotopic analysis⁽⁵⁾ of composite (by location) quarterly.</p>
3. Waterborne			
a. Surface ⁽⁶⁾	<p>One sample upstream. One sample downstream.</p>	Composite sample over 1-month period. ⁽⁷⁾	Gamma isotopic analysis ⁽⁵⁾ monthly. Composite for tritium analysis quarterly.

TABLE 16.11-7 (Page 3 of 7)

RADIOLOGICAL ENVIRONMENTAL MONITORING PROGRAM

<u>EXPOSURE PATHWAY AND/OR SAMPLE</u>	<u>NUMBER OF REPRESENTATIVE SAMPLES AND SAMPLE LOCATIONS⁽¹⁾</u>	<u>SAMPLING AND COLLECTION FREQUENCY</u>	<u>TYPE AND FREQUENCY OF ANALYSIS</u>
b. Ground	Samples from one or two sources only if likely to be affected ⁽⁸⁾ .	Quarterly.	Gamma isotopic ⁽⁵⁾ and tritium analysis quarterly.
c. Drinking	One sample of each of one to three of the nearest water supplies that could be affected by its discharge. One sample from a control location.	Composite sample over 2-week period ⁽⁷⁾ when I-131 analysis is performed, monthly composite otherwise.	I-131 analysis on each composite when the dose calculated for the consumption of the water is greater than 1 mrem per year. ⁽⁹⁾ Composite for gross beta and gamma isotopic analyses ⁽⁵⁾ monthly. Composite for tritium analysis quarterly.
d. Sediment from shoreline	One sample from downstream area with existing or potential recreational value.	Semiannually.	Gamma isotopic analysis ⁽⁵⁾ semiannually.

TABLE 16.11-7 (Page 5 of 7)

RADIOLOGICAL ENVIRONMENTAL MONITORING PROGRAM

<u>EXPOSURE PATHWAY AND/OR SAMPLE</u>	<u>NUMBER OF REPRESENTATIVE SAMPLES AND SAMPLE LOCATIONS⁽¹⁾</u>	<u>SAMPLING AND COLLECTION FREQUENCY</u>	<u>TYPE AND FREQUENCY OF ANALYSIS</u>
c. Food Products	One sample of each principal class of food products from any area that is irrigated by water in which liquid plant wastes have been discharged.	At time of harvest ⁽¹⁰⁾ .	Gamma isotopic analyses ⁽⁵⁾ on edible portion.
	Samples of three different kinds of broad leaf vegetation grown nearest each of two different offsite locations of highest predicted annual average groundlevel D/Q if milk sampling is not performed.	Monthly when available.	Gamma isotopic ⁽⁵⁾ and I-131 analysis.
	One sample of each of the similar broad leaf vegetation grown 15-30 km distant in the least prevalent wind direction if milk sampling is not performed.	Monthly when available.	Gamma isotopic ⁽⁵⁾ and I-131 analysis.

TABLE NOTATION

- (1) Specific parameters of distance and direction sector from the centerline of one reactor, and additional description where pertinent, shall be provided for each and every sample location in Table 16.11-7 in a table and figure(s) in the ODCM. Refer to NUREG-0133, "Preparation of Radiological Effluent Technical Specifications for Nuclear Power Plants," October 1978, and to Radiological Assessment Branch Technical Position, Revision 1, November 1979. Deviations are permitted from the required sampling schedule if specimens are unobtainable due to hazardous conditions, seasonal unavailability, malfunction of automatic sampling equipment and other legitimate reasons. If specimens are unobtainable due to sampling equipment malfunction, every effort shall be made to complete corrective action prior to the end of the next sampling period. All deviations from the sampling schedule shall be documented in the Annual Radiological Environmental Operating Report. It is recognized that, at times, it may not be possible or practical to continue to obtain samples of the media of choice at the most desired location or time. In these instances suitable alternative media and locations may be chosen for the particular pathway in question and appropriate substitutions made within 30 days in the Radiological Environmental Monitoring Program. In lieu of an Licensee Event Report, identify the cause of the unavailability of samples for that pathway and identify the new locations(s) for obtaining replacement samples in the next Annual Radioactive Effluent Release Report and also include in the report a revised figure(s) and table for the ODCM reflecting the new location(s).
- (2) One or more instruments, such as a pressurized ion chamber, for measuring and recording dose rate continuously may be used in place of, or in addition to, integrating dosimeters. For the purposes of this table, a thermoluminescent dosimeter (TLD) is considered to be one phosphor; two or more phosphors in a packet are considered as two or more dosimeters. Film badges shall not be used as dosimeters for measuring direct radiation. The forty stations is not an absolute number. The number of direct radiation monitoring stations may be reduced according to geographical limitations; e.g., at an ocean site, some sections will be over water so that the number of dosimeters may be reduced accordingly. The frequency of analysis or readout for TLD systems will depend upon the characteristics of the specific system used and should be selected to obtain optimum dose information with minimal fading.
- (3) The purpose of this sample is to obtain background information. If it is not practical to establish control locations in accordance with the distance and wind direction criteria, other sites that provide valid background data may be substituted.

November 13, 1995

To: All Holders of the Selected Licensee Commitments Manual

Please find attached a revision to the Selected Licensee Commitments Manual. This revision corrects typographical errors and adds references.

Your copy of the manual should be revised as follows:

Remove these pages:

List of Effective Pages
Revision 6

Page 16.9-10, -11

Page 16.11-48, -52, -53,
-55, -56

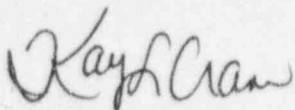
Insert these pages:

List of Effective Pages
Revision 7

Page 16.9-10, -11

Page 16.11-48, -52, -53
-55, -56

Questions or problems should be directed to Kay Crane,
McGuire Regulatory Compliance at extension 4306.



Kay L. Crane,
McGuire Regulatory Compliance

McGuire Nuclear Station
Selected Licensee Commitments
List of Effective Pages

Page	Revision Date
------	---------------

LOEP Tab

List of Effective Pages 1 through 7	7
--	---

Tab 16.0

16.0-1

16.0-2

Tab 16.1

16.1-1

Tab 16.2

16.2-1	3/91
--------	------

16.2-2	5/91
--------	------

16.2-3

16.2-4

Tab 16.3

16.3-1

Tab 16.4

Tab 16.5

16.5-1	01/94
--------	-------

16.5-2	01/94
--------	-------

16.5-3	3/93
--------	------

16.5-4	3/93
--------	------

16.5-5	3/93
--------	------

16.5-6	3/93
--------	------

16.5-7	3/93
--------	------

16.5-8	3/93
--------	------

16.5-9	3/93
--------	------

16.5-10	3/93
---------	------

Tab 16.6

Tab 16.7

16.7-1	8/95
--------	------

16.7-2	8/95
--------	------

Page	Revision Date
16.7-3	8/95
16.7-4	8/95
16.7-5	8/95
16.7-6	8/95
16.7-7	8/95
16.7-8	8/95
16.7-9	8/95
16.7-10	8/95
16.7-11	8/95
16.7-12	8/95
16.7-13	8/95
16.7-14	8/95
<u>Tab 16.8</u>	
16.8-1	10/90
Table 16.8-1a 1 of 28	10/94
Table 16.8-1a 2 of 28	10/94
Table 16.8-1a 3 of 28	10/94
Table 16.8-1a 4 of 28	10/94
Table 16.8-1a 5 of 28	10/94
Table 16.8-1a 6 of 28	10/94
Table 16.8-1a 7 of 28	10/94
Table 16.8-1a 8 of 28	10/94
Table 16.8-1a 9 of 28	10/94
Table 16.8-1a 10 of 28	10/94
Table 16.8-1a 11 of 28	10/94
Table 16.8-1a 12 of 28	10/94
Table 16.8-1a 13 of 28	10/94
Table 16.8-1a 14 of 28	10/94
Table 16.8-1a 15 of 28	10/94
Table 16.8-1a 16 of 28	10/94
Table 16.8-1a 17 of 28	10/94
Table 16.8-1a 18 of 28	10/94
Table 16.8-1a 19 of 28	10/94

Page	Revision Date
Table 16.8-1a 20 of 28	10/94
Table 16.8-1a 21 of 28	10/94
Table 16.8-1a 22 of 28	10/94
Table 16.8-1a 23 of 28	10/94
Table 16.8-1a 24 of 28	10/94
Table 16.8-1a 25 of 28	10/94
Table 16.8-1a 26 of 28	10/94
Table 16.8-1a 27 of 28	10/94
Table 16.8-1a 28 of 28	10/94
Table 16.8-1b 1 of 30	10/94
Table 16.8-1b 2 of 30	10/94
Table 16.8-1b 3 of 30	10/94
Table 16.8-1b 4 of 30	10/94
Table 16.8-1b 5 of 30	10/94
Table 16.8-1b 6 of 30	10/94
Table 16.8-1b 7 of 30	10/94
Table 16.8-1b 8 of 30	10/94
Table 16.8-1b 9 of 30	10/94
Table 16.8-1b 10 of 30	10/94
Table 16.8-1b 11 of 30	10/94
Table 16.8-1b 12 of 30	10/94
Table 16.8-1b 13 of 30	10/94
Table 16.8-1b 14 of 30	10/94
Table 16.8-1b 15 of 30	10/94
Table 16.8-1b 16 of 30	10/94
Table 16.8-1b 17 of 30	10/94
Table 16.8-1b 18 of 30	10/94
Table 16.8-1b 19 of 30	10/94
Table 16.8-1b 20 of 30	10/94
Table 16.8-1b 21 of 30	10/94
Table 16.8-1b 22 of 30	10/94
Table 16.8-1b 23 of 30	10/94
Table 16.8-1b 24 of 30	10/94

Page	Revision Date
Table 16.8-1b 25 of 30	10/94
Table 16.8-1b 26 of 30	10/94
Table 16.8-1b 27 of 30	10/94
Table 16.8-1b 28 of 30	10/94
Table 16.8-1b 29 of 30	10/94
Table 16.8-1b 30 of 30	10/94
<u>Tab 16.9</u>	
16.9-1	2/91
16.9-2	
16.9-3	
16.9-4	
16.9-5	
Table 16.9-1	
16.9-6	
16.9-7	
16.9-8	
16.9-9	
Table 16.9-2	8/90
Table 16.9-2 (cont'd)	
16.9-10	11/95
16.9-11	11/95
16.9-12	12/90
16.9-13	
16.9-14	
Table 16.9-3	12/90
Table 16.9-3 (cont'd)	12/90
Table 16.9-3 (cont'd)	12/90
Table 16.9-3 (cont'd)	2/95
Table 16.9-3 (cont'd)	2/95
Table 16.9-3 (cont'd)	
16.9-15	11/94
16.9-15a	2/91
16.9-16	

Page	Revision Date
16.9-17	6/95
16.9-18	
16.9-19	
Table 16.9-4	
Table 16.9-5	
16.9-20	08/93
16.9-21	08/93
16.9-22	
<u>Tab 16.10</u>	
<u>Tab 16.11</u>	
16.11-1	9/93
16.11-2	9/93
16.11-3	9/93
16.11-4	9/94
16.11-5	9/93
16.11-6	9/93
16.11-7	9/93
16.11-8	9/93
16.11-9	9/93
16.11-10	9/93
16.11-11	9/95
16.11-12	9/93
16.11-13	9/93
16.11-14	9/93
16.11-15	9/93
16.11-16	9/93
16.11-17	9/93
16.11-18	9/93
16.11-19	9/93
16.11-20	9/93
16.11-21	9/93
16.11-22	9/93
16.11-23	9/93

Page	Revision Date
16.11-24	9/93
16.11-25	9/93
16.11-26	9/93
16.11-27	9/93
16.11-28	9/93
16.11-29	9/93
16.11-30	9/93
16.11-31	9/93
16.11-32	9/93
16.11-33	9/93
16.11-34	12/93
16.11-35	12/93
16.11-36	12/93
16.11-37	12/93
16.11-38	9/93
16.11-39	9/93
16.11-40	9/93
16.11-41	9/93
16.11-42	9/93
16.11-43	9/93
16.11-44	9/93
16.11-45	9/93
16.11-46	9/93
16.11-47	9/93
16.11-48	11/95
16.11-49	9/93
16.11-50	9/93
16.11-51	9/93
16.11-52	11/95
16.11-53	11/95
16.11-54	9/93
16.11-55	11/95
16.11-56	11/95

Page	Revision Date
------	---------------

16.11-57	9/93
16.11-58	9/93
16.11-59	9/93
16.11-60	9/93
16.11-61	9/93
16.11-62	9/93
16.11-63	9/93
16.11-64	9/93
16.11-65	9/93
16.11-66	9/93
16.11-67	9/93
16.11-68	9/93

Tab 16.12

Tab 16.13

16.13-1

Tab 16.14

Tab 16.15

Appendix Tab

1

2

3

4

5

6

7

Attachment 1

Attachment 2

Attachment 3

FIRE PROTECTION SYSTEMS

16.9-5

FIRE RATED ASSEMBLIES

COMMITMENT

All fire rated assemblies (walls, floors/ceilings, cable tray enclosures and other fire barriers) separating

- * redundant analyzed Post Fire Safe Shutdown Equipment or,
- * Control Complex (i.e., Control Room, Cable Rooms and Battery Rooms) from the remainder of the plant or,
- * safety from non-safety related areas or,
- * containment from non-containment areas,

and all sealing devices (fire doors, fire windows, fire dampers, cable, piping and ventilation duct penetration seals) in fire rated assembly penetrations shall be OPERABLE.

APPLICABILITY: At all times.

REMEDIAL ACTION:

- a. With one or more of the above required fire rated assemblies and/or sealing devices inoperable, within 1 hour either establish a continuous fire watch on at least one side of the affected assembly, or verify the OPERABILITY of fire detectors on at least one side of the inoperable assembly and establish an hourly fire watch patrol.

TESTING REQUIREMENTS:

- a. At least once per 18 months the above required fire rated assemblies and penetration sealing devices shall be verified OPERABLE, by performing a visual inspection of:
 - i. The exposed surfaces of each fire rated assembly,
 - ii. Each fire window/fire damper/and associated hardware, and
 - iii. At least 10% of each type of sealed penetration. If a seal is found degraded to inoperable status, a visual inspection of an additional 10% of each type of sealed penetration shall be made. This inspection process shall continue until a 10% sample with no inoperable seals is found. Samples shall be selected such that each penetration seal will be inspected every 15 years.
- b. Each of the above required fire doors shall be verified OPERABLE by inspecting the automatic hold-open, release and closing mechanisms and latches at least once per 6 months, and by verifying:
 - i. That each unlocked fire door without electrical supervision is closed at least once per 24 hours,
 - ii. That doors with automatic hold-open and release mechanisms are free to obstructions at least once per 24 hours and performing a functional test at least once per 18 months,

- iii. That each locked closed fire door is closed at least once per 7 days, and
- iv. The OPERABILITY of the Fire Door Supervision System for each electrically supervised fire door by performing a TRIP ACTUATING DEVICE OPERATIONAL TEST at least once per 31 days.

REFERENCES:

- 1) McGuire FSAR, Chapter 9.5.1
- 2) McGuire SER Supplement 2, Chapter 9.5.1 and Appendix D
- 3) McGuire SER Supplement 5, Chapter 9.5.1 and Appendix B
- 4) McGuire Fire Protection Review, as revised
- 5) McGuire SER Supplement 6, Chapter 9.5.1. and Appendix C
- 6) McGuire Facility Operation Licenses, Unit 1 License Condition C.(4) and Unit 2 License Condition C.(7)
- 7) Door Schedules - MC-1108-01, MC-1208-01-01, -02, -03, -04, -05 and -06.
- 8) Fire Plan Drawings - MC-1384-07 series

BASES:

The functional integrity of the fire rated assemblies, including associated penetration seals, ensures that fires will be confined or adequately retarded so that the following criteria is achieved:

- * Fire will not damage redundant analyzed Post Fire Safe Shutdown equipment,
- * Fire will not spread from the balance of plant to the Control Complex,
- * Fire will not spread from non-safety related areas to safety related areas.
- * Fire will not spread from non-containment areas to containment areas.

The fire related assemblies and associated penetration seals are a passive element in the facility fire protection program and are subject to periodic inspections.

Fire rated assemblies, including associated penetration seals (fire doors, fire windows, fire dampers, cable, piping and ventilation duct penetration seals) are considered operable when the visually observed condition is not degraded to a point that the assembly cannot perform the function that is intended. For fire rated assemblies that are questionable, an evaluation shall be performed to determine the cause of any identified abnormal change in appearance or abnormal degradation and the effect of this change on the ability of the fire rated assembly to perform its function.

During periods of time when a fire rated assembly is not operable, either: (1) a continuous fire watch is required to be maintained in the vicinity of the affected barrier, or (2) the fire detectors on at least one side of the affected barrier must be verified OPERABLE and an hourly fire watch patrol established until the barrier is restored to operable status.

This Selected Licensee Commitment is part of the McGuire Fire Protection Program and therefore subject to the provisions of McGuire Facility Operating License Conditions C.(4) [Unit 1] and C.(7) [Unit 2].

RADIOLOGICAL ENVIRONMENTAL MONITORING

16.11-13 MONITORING PROGRAM

COMMITMENT

The Radioactive Environmental Monitoring Program shall be conducted as specified in Table 16.11-7.

APPLICABILITY: At all times.

REMEDIAL ACTION:

- a. With the Radiological Environmental Monitoring Program not being conducted as specified in Table 16.11-7, in lieu of a Licensee Event Report, prepare and submit to the Commission, in the Annual Radiological Environmental Operating Report, a description of the reasons for not conducting the program as required and the plans for preventing a recurrence.
- b. With the level of radioactivity in an environmental sampling medium at a specified location exceeding the reporting levels of Table 16.11-8 when averaged over any calendar quarter, in lieu of a Licensee Event Report, prepare and submit to the Commission within 30 days a Special Report that defines the corrective actions to be taken to reduce radioactive effluents so that the potential annual dose* to a MEMBER OF THE PUBLIC is less than the calendar year limits of SLCs 16.11-6, 16.11-8, and 16.11-9. When more than one of the radionuclides in Table 16.11-8 are detected in the sampling medium, this report shall be submitted if:

$$\frac{\text{concentration (1)}}{\text{limit level (1)}} + \frac{\text{concentration (2)}}{\text{limit level (2)}} + \dots \geq 1.0$$

When radionuclides other than those in Table 16.11-8 are detected and are the result of plant effluents, this report shall be submitted if the potential annual dose* to a MEMBER OF THE PUBLIC is equal to or greater than the calendar year limits of SLCs 16.11-6, 16.11-8 and 16.11-9. This report is not required if the measured level of radioactivity was not the result of plant effluents; however, in such an event, the condition shall be reported and described in the Annual Radiological Environmental Operating Report.

*The methodology and parameters used to estimate the potential annual dose to a MEMBER OF THE PUBLIC shall be indicated in this report.

TABLE 16.11-7 (Page 2 of 7)

RADIOLOGICAL ENVIRONMENTAL MONITORING PROGRAM

<u>EXPOSURE PATHWAY AND/OR SAMPLE</u>	<u>NUMBER OF REPRESENTATIVE SAMPLES AND SAMPLE LOCATIONS⁽¹⁾</u>	<u>SAMPLING AND COLLECTION FREQUENCY</u>	<u>TYPE AND FREQUENCY OF ANALYSIS</u>
2. Airborne			
Radioiodine and Particulates	<p>Samples from five locations: Three samples from close to the three SITE BOUNDARY locations, in different sectors, of the highest calculated annual average groundlevel D/Q.</p> <p>One sample from the vicinity of a community having the highest calculated annual average groundlevel D/Q.</p> <p>One sample from a control location, as for example 15-30 km distant and in the least prevalent wind direction.⁽³⁾</p>	Continuous sampler operation with sample collection weekly, or more frequently if required by dust loading.	<p>Radioiodine Canister: I-131 analysis weekly.</p> <p>Particulate Sampler: Gross beta radio- activity analysis following filter change;⁽⁴⁾ Gamma isotopic analysis⁽⁵⁾ of composite (by location) quarterly.</p>
3. Waterborne			
a. Surface ⁽⁶⁾	<p>One sample upstream.</p> <p>One sample downstream.</p>	Composite sample over 1-month period. ⁽⁷⁾	Gamma isotopic analysis ⁽⁵⁾ monthly. Composite for tritium analysis quarterly.

TABLE 16.11-7 (Page 3 of 7)

RADIOLOGICAL ENVIRONMENTAL MONITORING PROGRAM

<u>EXPOSURE PATHWAY AND/OR SAMPLE</u>	<u>NUMBER OF REPRESENTATIVE SAMPLES AND SAMPLE LOCATIONS⁽¹⁾</u>	<u>SAMPLING AND COLLECTION FREQUENCY</u>	<u>TYPE AND FREQUENCY OF ANALYSIS</u>
b. Ground	Samples from one or two sources only if likely to be affected ⁽⁸⁾ .	Quarterly.	Gamma isotopic ⁽⁵⁾ and tritium analysis quarterly.
c. Drinking	One sample of each of one to three of the nearest water supplies that could be affected by its discharge. One sample from a control location.	Composite sample over 2-week period ⁽⁷⁾ when I-131 analysis is performed, monthly composite otherwise.	I-131 analysis on each composite when the dose calculated for the consumption of the water is greater than 1 mrem per year. ⁽⁹⁾ Composite for gross beta and gamma isotopic analyses ⁽⁵⁾ monthly. Composite for tritium analysis quarterly.
d. Sediment from shoreline	One sample from downstream area with existing or potential recreational value.	Semiannually.	Gamma isotopic analysis ⁽⁵⁾ semiannually.

TABLE 16.11-7 (Page 5 of 7)

RADIOLOGICAL ENVIRONMENTAL MONITORING PROGRAM

<u>EXPOSURE PATHWAY AND/OR SAMPLE</u>	<u>NUMBER OF REPRESENTATIVE SAMPLES AND SAMPLE LOCATIONS⁽¹⁾</u>	<u>SAMPLING AND COLLECTION FREQUENCY</u>	<u>TYPE AND FREQUENCY OF ANALYSIS</u>
c. Food Products	One sample of each principal class of food products from any area that is irrigated by water in which liquid plant wastes have been discharged.	At time of harvest ⁽¹⁰⁾ .	Gamma isotopic analyses ⁽⁵⁾ on edible portion.
	Samples of three different kinds of broad leaf vegetation grown nearest each of two different offsite locations of highest predicted annual average groundlevel D/Q if milk sampling is not performed.	Monthly when available.	Gamma isotopic ⁽⁵⁾ and I-131 analysis.
	One sample of each of the similar broad leaf vegetation grown 15-30 km distant in the least prevalent wind direction if milk sampling is not performed.	Monthly when available.	Gamma isotopic ⁽⁵⁾ and I-131 analysis.

TABLE 16.11-7 (Page 6 of 7)

TABLE NOTATION

- (1) Specific parameters of distance and direction sector from the centerline of one reactor, and additional description where pertinent, shall be provided for each and every sample location in Table 16.11-7 in a table and figure(s) in the ODCM. Refer to NUREG-0133, "Preparation of Radiological Effluent Technical Specifications for Nuclear Power Plants," October 1978, and to Radiological Assessment Branch Technical Position, Revision 1, November 1979. Deviations are permitted from the required sampling schedule if specimens are unobtainable due to hazardous conditions, seasonal unavailability, malfunction of automatic sampling equipment and other legitimate reasons. If specimens are unobtainable due to sampling equipment malfunction, every effort shall be made to complete corrective action prior to the end of the next sampling period. All deviations from the sampling schedule shall be documented in the Annual Radiological Environmental Operating Report. It is recognized that, at times, it may not be possible or practical to continue to obtain samples of the media of choice at the most desired location or time. In these instances suitable alternative media and locations may be chosen for the particular pathway in question and appropriate substitutions made within 30 days in the Radiological Environmental Monitoring Program. In lieu of an Licensee Event Report, identify the cause of the unavailability of samples for that pathway and identify the new location(s) for obtaining replacement samples in the next Annual Radioactive Effluent Release Report and also include in the report a revised figure(s) and table for the ODCM reflecting the new location(s).
- (2) One or more instruments, such as a pressurized ion chamber, for measuring and recording dose rate continuously may be used in place of, or in addition to, integrating dosimeters. For the purposes of this table, a thermoluminescent dosimeter (TLD) is considered to be one phosphor; two or more phosphors in a packet are considered as two or more dosimeters. Film badges shall not be used as dosimeters for measuring direct radiation. The forty stations is not an absolute number. The number of direct radiation monitoring stations may be reduced according to geographical limitations; e.g., at an ocean site, some sections will be over water so that the number of dosimeters may be reduced accordingly. The frequency of analysis or readout for TLD systems will depend upon the characteristics of the specific system used and should be selected to obtain optimum dose information with minimal fading.
- (3) The purpose of this sample is to obtain background information. If it is not practical to establish control locations in accordance with the distance and wind direction criteria, other sites that provide valid background data may be substituted.

November 13, 1995

To: All Holders of the Selected Licensee Commitments Manual

Please find attached a revision to the Selected Licensee Commitments Manual. This revision corrects typographical errors and adds references.

Your copy of the manual should be revised as follows:

Remove these pages:

List of Effective Pages
Revision 6

Page 16.9-10, -11

Page 16.11-48, -52, -53,
-55, -56

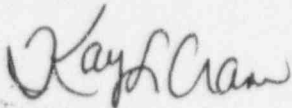
Insert these pages:

List of Effective Pages
Revision 7

Page 16.9-10, -11

Page 16.11-48, -52, -53
-55, -56

Questions or problems should be directed to Kay Crane,
McGuire Regulatory Compliance at extension 4306.



Kay L. Crane,
McGuire Regulatory Compliance

McGuire Nuclear Station
Selected Licensee Commitments
List of Effective Pages

Page	Revision Date
<u>LOEP Tab</u>	
List of Effective Pages 1 through 7	7
<u>Tab 16.0</u>	
16.0-1	
16.0-2	
<u>Tab 16.1</u>	
16.1-1	
<u>Tab 16.2</u>	
16.2-1	3/91
16.2-2	5/91
16.2-3	
16.2-4	
<u>Tab 16.3</u>	
16.3-1	
<u>Tab 16.4</u>	
<u>Tab 16.5</u>	
16.5-1	01/94
16.5-2	01/94
16.5-3	3/93
16.5-4	3/93
16.5-5	3/93
16.5-6	3/93
16.5-7	3/93
16.5-8	3/93
16.5-9	3/93
16.5-10	3/93
<u>Tab 16.6</u>	
<u>Tab 16.7</u>	
16.7-1	8/95
16.7-2	8/95

Page	Revision Date
16.7-3	8/95
16.7-4	8/95
16.7-5	8/95
16.7-6	8/95
16.7-7	8/95
16.7-8	8/95
16.7-9	8/95
16.7-10	8/95
16.7-11	8/95
16.7-12	8/95
16.7-13	8/95
16.7-14	8/95
<u>Tab 16.8</u>	
16.8-1	10/90
Table 16.8-1a 1 of 28	10/94
Table 16.8-1a 2 of 28	10/94
Table 16.8-1a 3 of 28	10/94
Table 16.8-1a 4 of 28	10/94
Table 16.8-1a 5 of 28	10/94
Table 16.8-1a 6 of 28	10/94
Table 16.8-1a 7 of 28	10/94
Table 16.8-1a 8 of 28	10/94
Table 16.8-1a 9 of 28	10/94
Table 16.8-1a 10 of 28	10/94
Table 16.8-1a 11 of 28	10/94
Table 16.8-1a 12 of 28	10/94
Table 16.8-1a 13 of 28	10/94
Table 16.8-1a 14 of 28	10/94
Table 16.8-1a 15 of 28	10/94
Table 16.8-1a 16 of 28	10/94
Table 16.8-1a 17 of 28	10/94
Table 16.8-1a 18 of 28	10/94
Table 16.8-1a 19 of 28	10/94

Page	Revision Date
Table 16.8-1a 20 of 28	10/94
Table 16.8-1a 21 of 28	10/94
Table 16.8-1a 22 of 28	10/94
Table 16.8-1a 23 of 28	10/94
Table 16.8-1a 24 of 28	10/94
Table 16.8-1a 25 of 28	10/94
Table 16.8-1a 26 of 28	10/94
Table 16.8-1a 27 of 28	10/94
Table 16.8-1a 28 of 28	10/94
Table 16.8-1b 1 of 30	10/94
Table 16.8-1b 2 of 30	10/94
Table 16.8-1b 3 of 30	10/94
Table 16.8-1b 4 of 30	10/94
Table 16.8-1b 5 of 30	10/94
Table 16.8-1b 6 of 30	10/94
Table 16.8-1b 7 of 30	10/94
Table 16.8-1b 8 of 30	10/94
Table 16.8-1b 9 of 30	10/94
Table 16.8-1b 10 of 30	10/94
Table 16.8-1b 11 of 30	10/94
Table 16.8-1b 12 of 30	10/94
Table 16.8-1b 13 of 30	10/94
Table 16.8-1b 14 of 30	10/94
Table 16.8-1b 15 of 30	10/94
Table 16.8-1b 16 of 30	10/94
Table 16.8-1b 17 of 30	10/94
Table 16.8-1b 18 of 30	10/94
Table 16.8-1b 19 of 30	10/94
Table 16.8-1b 20 of 30	10/94
Table 16.8-1b 21 of 30	10/94
Table 16.8-1b 22 of 30	10/94
Table 16.8-1b 23 of 30	10/94
Table 16.8-1b 24 of 30	10/94

Page	Revision Date
Table 16.8-1b 25 of 30	10/94
Table 16.8-1b 26 of 30	10/94
Table 16.8-1b 27 of 30	10/94
Table 16.8-1b 28 of 30	10/94
Table 16.8-1b 29 of 30	10/94
Table 16.8-1b 30 of 30	10/94
<u>Tab 16.9</u>	
16.9-1	2/91
16.9-2	
16.9-3	
16.9-4	
16.9-5	
Table 16.9-1	
16.9-6	
16.9-7	
16.9-8	
16.9-9	
Table 16.9-2	8/90
Table 16.9-2 (cont'd)	
16.9-10	11/95
16.9-11	11/95
16.9-12	12/90
16.9-13	
16.9-14	
Table 16.9-3	12/90
Table 16.9-3 (cont'd)	12/90
Table 16.9-3 (cont'd)	12/90
Table 16.9-3 (cont'd)	2/95
Table 16.9-3 (cont'd)	2/95
Table 16.9-3 (cont'd)	
16.9-15	11/94
16.9-15a	2/91
16.9-16	

Page	Revision Date
16.9-17	6/95
16.9-18	
16.9-19	
Table 16.9-4	
Table 16.9-5	
16.9-20	08/93
16.9-21	08/93
16.9-22	
<u>Tab 16.10</u>	
<u>Tab 16.11</u>	
16.11-1	9/93
16.11-2	9/93
16.11-3	9/93
16.11-4	9/94
16.11-5	9/93
16.11-6	9/93
16.11-7	9/93
16.11-8	9/93
16.11-9	9/93
16.11-10	9/93
16.11-11	9/95
16.11-12	9/93
16.11-13	9/93
16.11-14	9/93
16.11-15	9/93
16.11-16	9/93
16.11-17	9/93
16.11-18	9/93
16.11-19	9/93
16.11-20	9/93
16.11-21	9/93
16.11-22	9/93
16.11-23	9/93

Page	Revision Date
16.11-24	9/93
16.11-25	9/93
16.11-26	9/93
16.11-27	9/93
16.11-28	9/93
16.11-29	9/93
16.11-30	9/93
16.11-31	9/93
16.11-32	9/93
16.11-33	9/93
16.11-34	12/93
16.11-35	12/93
16.11-36	12/93
16.11-37	12/93
16.11-38	9/93
16.11-39	9/93
16.11-40	9/93
16.11-41	9/93
16.11-42	9/93
16.11-43	9/93
16.11-44	9/93
16.11-45	9/93
16.11-46	9/93
16.11-47	9/93
16.11-48	11/95
16.11-49	9/93
16.11-50	9/93
16.11-51	9/93
16.11-52	11/95
16.11-53	11/95
16.11-54	9/93
16.11-55	11/95
16.11-56	11/95

Page	Revision Date
16.11-57	9/93
16.11-58	9/93
16.11-59	9/93
16.11-60	9/93
16.11-61	9/93
16.11-62	9/93
16.11-63	9/93
16.11-64	9/93
16.11-65	9/93
16.11-66	9/93
16.11-67	9/93
16.11-68	9/93
<u>Tab 16.12</u>	
<u>Tab 16.13</u>	
16.13-1	
<u>Tab 16.14</u>	
<u>Tab 16.15</u>	
<u>Appendix Tab</u>	
1	
2	
3	
4	
5	
6	
7	
Attachment 1	
Attachment 2	
Attachment 3	

FIRE PROTECTION SYSTEMS

16.9-5

FIRE RATED ASSEMBLIES

COMMITMENT

All fire rated assemblies (walls, floors/ceilings, cable tray enclosures and other fire barriers) separating

- * redundant analyzed Post Fire Safe Shutdown Equipment or,
- * Control Complex (i.e., Control Room, Cable Rooms and Battery Rooms) from the remainder of the plant or,
- * safety from non-safety related areas or,
- * containment from non-containment areas,

and all sealing devices (fire doors, fire windows, fire dampers, cable, piping and ventilation duct penetration seals) in fire rated assembly penetrations shall be OPERABLE.

APPLICABILITY: At all times.

REMEDIAL ACTION:

- a. With one or more of the above required fire rated assemblies and/or sealing devices inoperable, within 1 hour either establish a continuous fire watch on at least one side of the affected assembly, or verify the OPERABILITY of fire detectors on at least one side of the inoperable assembly and establish an hourly fire watch patrol.

TESTING REQUIREMENTS:

- a. At least once per 18 months the above required fire rated assemblies and penetration sealing devices shall be verified OPERABLE, by performing a visual inspection of:
 - i. The exposed surfaces of each fire rated assembly,
 - ii. Each fire window/fire damper/and associated hardware, and
 - iii. At least 10% of each type of sealed penetration. If a seal is found degraded to inoperable status, a visual inspection of an additional 10% of each type of sealed penetration shall be made. This inspection process shall continue until a 10% sample with no inoperable seals is found. Samples shall be selected such that each penetration seal will be inspected every 15 years.
- b. Each of the above required fire doors shall be verified OPERABLE by inspecting the automatic hold-open, release and closing mechanisms and latches at least once per 6 months, and by verifying:
 - i. That each unlocked fire door without electrical supervision is closed at least once per 24 hours,
 - ii. That doors with automatic hold-open and release mechanisms are free to obstructions at least once per 24 hours and performing a functional test at least once per 18 months,

- iii. That each locked closed fire door is closed at least once per 7 days, and
- iv. The OPERABILITY of the Fire Door Supervision System for each electrically supervised fire door by performing a TRIP ACTUATING DEVICE OPERATIONAL TEST at least once per 31 days.

REFERENCES:

- 1) McGuire FSAR, Chapter 9.5.1
- 2) McGuire SER Supplement 2, Chapter 9.5.1 and Appendix D
- 3) McGuire SER Supplement 5, Chapter 9.5.1 and Appendix B
- 4) McGuire Fire Protection Review, as revised
- 5) McGuire SER Supplement 6, Chapter 9.5.1. and Appendix C
- 6) McGuire Facility Operation Licenses, Unit 1 License Condition C.(4) and Unit 2 License Condition C.(7)
- 7) Door Schedules - MC-1108-01, MC-1208-01-01, -02, -03, -04, -05 and -06.
- 8) Fire Plan Drawings - MC-1384-07 series

BASES:

The functional integrity of the fire rated assemblies, including associated penetration seals, ensures that fires will be confined or adequately retarded so that the following criteria is achieved:

- * Fire will not damage redundant analyzed Post Fire Safe Shutdown equipment,
- * Fire will not spread from the balance of plant to the Control Complex,
- * Fire will not spread from non-safety related areas to safety related areas.
- * Fire will not spread from non-containment areas to containment areas.

The fire related assemblies and associated penetration seals are a passive element in the facility fire protection program and are subject to periodic inspections.

Fire rated assemblies, including associated penetration seals (fire doors, fire windows, fire dampers, cable, piping and ventilation duct penetration seals) are considered operable when the visually observed condition is not degraded to a point that the assembly cannot perform the function that is intended. For fire rated assemblies that are questionable, an evaluation shall be performed to determine the cause of any identified abnormal change in appearance or abnormal degradation and the effect of this change on the ability of the fire rated assembly to perform its function.

During periods of time when a fire rated assembly is not operable, either: (1) a continuous fire watch is required to be maintained in the vicinity of the affected barrier, or (2) the fire detectors on at least one side of the affected barrier must be verified OPERABLE and an hourly fire watch patrol established until the barrier is restored to operable status.

This Selected Licensee Commitment is part of the McGuire Fire Protection Program and therefore subject to the provisions of McGuire Facility Operating License Conditions C.(4) [Unit 1] and C.(7) [Unit 2].

RADIOLOGICAL ENVIRONMENTAL MONITORING

16.11-13 MONITORING PROGRAM

COMMITMENT

The Radioactive Environmental Monitoring Program shall be conducted as specified in Table 16.11-7.

APPLICABILITY: At all times.

REMEDIAL ACTION:

- a. With the Radiological Environmental Monitoring Program not being conducted as specified in Table 16.11-7, in lieu of a Licensee Event Report, prepare and submit to the Commission, in the Annual Radiological Environmental Operating Report, a description of the reasons for not conducting the program as required and the plans for preventing a recurrence.
- b. With the level of radioactivity in an environmental sampling medium at a specified location exceeding the reporting levels of Table 16.11-8 when averaged over any calendar quarter, in lieu of a Licensee Event Report, prepare and submit to the Commission within 30 days a Special Report that defines the corrective actions to be taken to reduce radioactive effluents so that the potential annual dose* to a MEMBER OF THE PUBLIC is less than the calendar year limits of SLCs 16.11-6, 16.11-8, and 16.11-9. When more than one of the radionuclides in Table 16.11-8 are detected in the sampling medium, this report shall be submitted if:

$$\frac{\text{concentration (1)}}{\text{limit level (1)}} + \frac{\text{concentration (2)}}{\text{limit level (2)}} + \dots \geq 1.0$$

When radionuclides other than those in Table 16.11-8 are detected and are the result of plant effluents, this report shall be submitted if the potential annual dose* to a MEMBER OF THE PUBLIC is equal to or greater than the calendar year limits of SLCs 16.11-6, 16.11-8 and 16.11-9. This report is not required if the measured level of radioactivity was not the result of plant effluents; however, in such an event, the condition shall be reported and described in the Annual Radiological Environmental Operating Report.

*The methodology and parameters used to estimate the potential annual dose to a MEMBER OF THE PUBLIC shall be indicated in this report.

TABLE 16.11-7 (Page 2 of 7)

RADIOLOGICAL ENVIRONMENTAL MONITORING PROGRAM

<u>EXPOSURE PATHWAY AND/OR SAMPLE</u>	<u>NUMBER OF REPRESENTATIVE SAMPLES AND SAMPLE LOCATIONS⁽¹⁾</u>	<u>SAMPLING AND COLLECTION FREQUENCY</u>	<u>TYPE AND FREQUENCY OF ANALYSIS</u>
2. Airborne			
Radioiodine and Particulates	<p>Samples from five locations: Three samples from close to the three SITE BOUNDARY locations, in different sectors, of the highest calculated annual average groundlevel D/Q.</p> <p>One sample from the vicinity of a community having the highest calculated annual average groundlevel D/Q.</p> <p>One sample from a control location, as for example 15-30 km distant and in the least prevalent wind direction.⁽³⁾</p>	Continuous sampler operation with sample collection weekly, or more frequently if required by dust loading.	<p>Radioiodine Canister: I-131 analysis weekly.</p> <p>Particulate Sampler: Gross beta radio- activity analysis following filter change;⁽⁴⁾ Gamma isotopic analysis⁽⁵⁾ of composite (by location) quarterly.</p>
3. Waterborne			
a. Surface ⁽⁶⁾	<p>One sample upstream. One sample downstream.</p>	Composite sample over 1-month period. ⁽⁷⁾	Gamma isotopic analysis ⁽⁵⁾ monthly. Composite for tritium analysis quarterly.

TABLE 16.11-7 (Page 3 of 7)

RADIOLOGICAL ENVIRONMENTAL MONITORING PROGRAM

<u>EXPOSURE PATHWAY AND/OR SAMPLE</u>	<u>NUMBER OF REPRESENTATIVE SAMPLES AND SAMPLE LOCATIONS⁽¹⁾</u>	<u>SAMPLING AND COLLECTION FREQUENCY</u>	<u>TYPE AND FREQUENCY OF ANALYSIS</u>
b. Ground	Samples from one or two sources only if likely to be affected ⁽⁸⁾ .	Quarterly.	Gamma isotopic ⁽⁵⁾ and tritium analysis quarterly.
c. Drinking	One sample of each of one to three of the nearest water supplies that could be affected by its discharge. One sample from a control location.	Composite sample over 2-week period ⁽⁷⁾ when I-131 analysis is performed, monthly composite otherwise.	I-131 analysis on each composite when the dose calculated for the consumption of the water is greater than 1 mrem per year. ⁽⁹⁾ Composite for gross beta and gamma isotopic analyses ⁽⁵⁾ monthly. Composite for tritium analysis quarterly.
d. Sediment from shoreline	One sample from downstream area with existing or potential recreational value.	Semiannually.	Gamma isotopic analysis ⁽⁵⁾ semiannually.

TABLE 16.11-7 (Page 5 of 7)

RADIOLOGICAL ENVIRONMENTAL MONITORING PROGRAM

<u>EXPOSURE PATHWAY AND/OR SAMPLE</u>	<u>NUMBER OF REPRESENTATIVE SAMPLES AND SAMPLE LOCATIONS⁽¹⁾</u>	<u>SAMPLING AND COLLECTION FREQUENCY</u>	<u>TYPE AND FREQUENCY OF ANALYSIS</u>
c. Food Products	One sample of each principal class of food products from any area that is irrigated by water in which liquid plant wastes have been discharged.	At time of harvest ⁽¹⁰⁾ .	Gamma isotopic analyses ⁽⁵⁾ on edible portion.
	Samples of three different kinds of broad leaf vegetation grown nearest each of two different offsite locations of highest predicted annual average groundlevel D/Q if milk sampling is not performed.	Monthly when available.	Gamma isotopic ⁽⁵⁾ and I-131 analysis.
	One sample of each of the similar broad leaf vegetation grown 15-30 km distant in the least prevalent wind direction if milk sampling is not performed.	Monthly when available.	Gamma isotopic ⁽⁵⁾ and I-131 analysis.

TABLE NOTATION

- (1) Specific parameters of distance and direction sector from the centerline of one reactor, and additional description where pertinent, shall be provided for each and every sample location in Table 16.11-7 in a table and figure(s) in the ODCM. Refer to NUREG-0133, "Preparation of Radiological Effluent Technical Specifications for Nuclear Power Plants," October 1978, and to Radiological Assessment Branch Technical Position, Revision 1, November 1979. Deviations are permitted from the required sampling schedule if specimens are unobtainable due to hazardous conditions, seasonal unavailability, malfunction of automatic sampling equipment and other legitimate reasons. If specimens are unobtainable due to sampling equipment malfunction, every effort shall be made to complete corrective action prior to the end of the next sampling period. All deviations from the sampling schedule shall be documented in the Annual Radiological Environmental Operating Report. It is recognized that, at times, it may not be possible or practical to continue to obtain samples of the media of choice at the most desired location or time. In these instances suitable alternative media and locations may be chosen for the particular pathway in question and appropriate substitutions made within 30 days of the Radiological Environmental Monitoring Program. In lieu of an Licensee Event Report, identify the cause of the unavailability of samples for that pathway and identify the new locations(s) for obtaining replacement samples in the next Annual Radioactive Effluent Release Report and also include in the report a revised figure(s) and table for the ODCM reflecting the new location(s).
- (2) One or more instruments, such as a pressurized ion chamber, for measuring and recording dose rate continuously may be used in place of, or in addition to, integrating dosimeters. For the purposes of this table, a thermoluminescent dosimeter (TLD) is considered to be one phosphor; two or more phosphors in a packet are considered as two or more dosimeters. Film badges shall not be used as dosimeters for measuring direct radiation. The forty stations is not an absolute number. The number of direct radiation monitoring stations may be reduced according to geographical limitations; e.g., at an ocean site, some sections will be over water so that the number of dosimeters may be reduced accordingly. The frequency of analysis or readout for TLD systems will depend upon the characteristics of the specific system used and should be selected to obtain optimum dose information with minimal fading.
- (3) The purpose of this sample is to obtain background information. If it is not practical to establish control locations in accordance with the distance and wind direction criteria, other sites that provide valid background data may be substituted.

November 13, 1995

To: All Holders of the Selected Licensee Commitments Manual

Please find attached a revision to the Selected Licensee Commitments Manual. This revision corrects typographical errors and adds references.

Your copy of the manual should be revised as follows:

Remove these pages:

List of Effective Pages
Revision 6

Page 16.9-10, -11

Page 16.11-48, -52, -53,
-55, -56

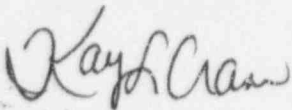
Insert these pages:

List of Effective Pages
Revision 7

Page 16.9-10, -11

Page 16.11-48, -52, -53
-55, -56

Questions or problems should be directed to Kay Crane,
McGuire Regulatory Compliance at extension 4306.



Kay L. Crane,
McGuire Regulatory Compliance

McGuire Nuclear Station
Selected Licensee Commitments
List of Effective Pages

Page	Revision Date
<u>LOEP Tab</u>	
List of Effective Pages 1 through 7	7
<u>Tab 16.0</u>	
16.0-1	
16.0-2	
<u>Tab 16.1</u>	
16.1-1	
<u>Tab 16.2</u>	
16.2-1	3/91
16.2-2	5/91
16.2-3	
16.2-4	
<u>Tab 16.3</u>	
16.3-1	
<u>Tab 16.4</u>	
<u>Tab 16.5</u>	
16.5-1	01/94
16.5-2	01/94
16.5-3	3/93
16.5-4	3/93
16.5-5	3/93
16.5-6	3/93
16.5-7	3/93
16.5-8	3/93
16.5-9	3/93
16.5-10	3/93
<u>Tab 16.6</u>	
<u>Tab 16.7</u>	
16.7-1	8/95
16.7-2	8/95

Page	Revision Date
16.7-3	8/95
16.7-4	8/95
16.7-5	8/95
16.7-6	8/95
16.7-7	8/95
16.7-8	8/95
16.7-9	8/95
16.7-10	8/95
16.7-11	8/95
16.7-12	8/95
16.7-13	8/95
16.7-14	8/95
<u>Tab 16.8</u>	
16.8-1	10/90
Table 16.8-1a 1 of 28	10/94
Table 16.8-1a 2 of 28	10/94
Table 16.8-1a 3 of 28	10/94
Table 16.8-1a 4 of 28	10/94
Table 16.8-1a 5 of 28	10/94
Table 16.8-1a 6 of 28	10/94
Table 16.8-1a 7 of 28	10/94
Table 16.8-1a 8 of 28	10/94
Table 16.8-1a 9 of 28	10/94
Table 16.8-1a 10 of 28	10/94
Table 16.8-1a 11 of 28	10/94
Table 16.8-1a 12 of 28	10/94
Table 16.8-1a 13 of 28	10/94
Table 16.8-1a 14 of 28	10/94
Table 16.8-1a 15 of 28	10/94
Table 16.8-1a 16 of 28	10/94
Table 16.8-1a 17 of 28	10/94
Table 16.8-1a 18 of 28	10/94
Table 16.8-1a 19 of 28	10/94

Page	Revision Date
Table 16.8-1a 20 of 28	10/94
Table 16.8-1a 21 of 28	10/94
Table 16.8-1a 22 of 28	10/94
Table 16.8-1a 23 of 28	10/94
Table 16.8-1a 24 of 28	10/94
Table 16.8-1a 25 of 28	10/94
Table 16.8-1a 26 of 28	10/94
Table 16.8-1a 27 of 28	10/94
Table 16.8-1a 28 of 28	10/94
Table 16.8-1b 1 of 30	10/94
Table 16.8-1b 2 of 30	10/94
Table 16.8-1b 3 of 30	10/94
Table 16.8-1b 4 of 30	10/94
Table 16.8-1b 5 of 30	10/94
Table 16.8-1b 6 of 30	10/94
Table 16.8-1b 7 of 30	10/94
Table 16.8-1b 8 of 30	10/94
Table 16.8-1b 9 of 30	10/94
Table 16.8-1b 10 of 30	10/94
Table 16.8-1b 11 of 30	10/94
Table 16.8-1b 12 of 30	10/94
Table 16.8-1b 13 of 30	10/94
Table 16.8-1b 14 of 30	10/94
Table 16.8-1b 15 of 30	10/94
Table 16.8-1b 16 of 30	10/94
Table 16.8-1b 17 of 30	10/94
Table 16.8-1b 18 of 30	10/94
Table 16.8-1b 19 of 30	10/94
Table 16.8-1b 20 of 30	10/94
Table 16.8-1b 21 of 30	10/94
Table 16.8-1b 22 of 30	10/94
Table 16.8-1b 23 of 30	10/94
Table 16.8-1b 24 of 30	10/94

Page	Revision Date
Table 16.8-1b 25 of 30	10/94
Table 16.8-1b 26 of 30	10/94
Table 16.8-1b 27 of 30	10/94
Table 16.8-1b 28 of 30	10/94
Table 16.8-1b 29 of 30	10/94
Table 16.8-1b 30 of 30	10/94
<u>Tab 16.9</u>	
16.9-1	2/91
16.9-2	
16.9-3	
16.9-4	
16.9-5	
Table 16.9-1	
16.9-6	
16.9-7	
16.9-8	
16.9-9	
Table 16.9-2	8/90
Table 16.9-2 (cont'd)	
16.9-10	11/95
16.9-11	11/95
16.9-12	12/90
16.9-13	
16.9-14	
Table 16.9-3	12/90
Table 16.9-3 (cont'd)	12/90
Table 16.9-3 (cont'd)	12/90
Table 16.9-3 (cont'd)	2/95
Table 16.9-3 (cont'd)	2/95
Table 16.9-3 (cont'd)	
16.9-15	11/94
16.9-15a	2/91
16.9-16	

Page	Revision Date
16.9-17	6/95
16.9-18	
16.9-19	
Table 16.9-4	
Table 16.9-5	
16.9-20	08/93
16.9-21	08/93
16.9-22	
<u>Tab 16.10</u>	
<u>Tab 16.11</u>	
16.11-1	9/93
16.11-2	9/93
16.11-3	9/93
16.11-4	9/94
16.11-5	9/93
16.11-6	9/93
16.11-7	9/93
16.11-8	9/93
16.11-9	9/93
16.11-10	9/93
16.11-11	9/95
16.11-12	9/93
16.11-13	9/93
16.11-14	9/93
16.11-15 •	9/93
16.11-16	9/93
16.11-17	9/93
16.11-18	9/93
16.11-19	9/93
16.11-20	9/93
16.11-21	9/93
16.11-22	9/93
16.11-23	9/93

Page	Revision Date
16.11-24	9/93
16.11-25	9/93
16.11-26	9/93
16.11-27	9/93
16.11-28	9/93
16.11-29	9/93
16.11-30	9/93
16.11-31	9/93
16.11-32	9/93
16.11-33	9/93
16.11-34	12/93
16.11-35	12/93
16.11-36	12/93
16.11-37	12/93
16.11-38	9/93
16.11-39	9/93
16.11-40	9/93
16.11-41	9/93
16.11-42	9/93
16.11-43	9/93
16.11-44	9/93
16.11-45	9/93
16.11-46	9/93
16.11-47	9/93
16.11-48	11/95
16.11-49	9/93
16.11-50	9/93
16.11-51	9/93
16.11-52	11/95
16.11-53	11/95
16.11-54	9/93
16.11-55	11/95
16.11-56	11/95

Page	Revision Date
------	---------------

16.11-57	9/93
16.11-58	9/93
16.11-59	9/93
16.11-60	9/93
16.11-61	9/93
16.11-62	9/93
16.11-63	9/93
16.11-64	9/93
16.11-65	9/93
16.11-66	9/93
16.11-67	9/93
16.11-68	9/93

Tab 16.12

Tab 16.13

16.13-1

Tab 16.14

Tab 16.15

Appendix Tab

1

2

3

4

5

6

7

Attachment 1

Attachment 2

Attachment 3

FIRE PROTECTION SYSTEMS

16.9-5

FIRE RATED ASSEMBLIES

COMMITMENT

All fire rated assemblies (walls, floors/ceilings, cable tray enclosures and other fire barriers) separating

- * redundant analyzed Post Fire Safe Shutdown Equipment or,
- * Control Complex (i.e., Control Room, Cable Rooms and Battery Rooms) from the remainder of the plant or,
- * safety from non-safety related areas or,
- * containment from non-containment areas,

and all sealing devices (fire doors, fire windows, fire dampers, cable, piping and ventilation duct penetration seals) in fire rated assembly penetrations shall be OPERABLE.

APPLICABILITY: At all times.

REMEDIAL ACTION:

- a. With one or more of the above required fire rated assemblies and/or sealing devices inoperable, within 1 hour either establish a continuous fire watch on at least one side of the affected assembly, or verify the OPERABILITY of fire detectors on at least one side of the inoperable assembly and establish an hourly fire watch patrol.

TESTING REQUIREMENTS:

- a. At least once per 18 months the above required fire rated assemblies and penetration sealing devices shall be verified OPERABLE, by performing a visual inspection of:
 - i. The exposed surfaces of each fire rated assembly,
 - ii. Each fire window/fire damper/and associated hardware, and
 - iii. At least 10% of each type of sealed penetration. If a seal is found degraded to inoperable status, a visual inspection of an additional 10% of each type of sealed penetration shall be made. This inspection process shall continue until a 10% sample with no inoperable seals is found. Samples shall be selected such that each penetration seal will be inspected every 15 years.
- b. Each of the above required fire doors shall be verified OPERABLE by inspecting the automatic hold-open, release and closing mechanisms and latches at least once per 6 months, and by verifying:
 - i. That each unlocked fire door without electrical supervision is closed at least once per 24 hours,
 - ii. That doors with automatic hold-open and release mechanisms are free to obstructions at least once per 24 hours and performing a functional test at least once per 18 months,

- iii. That each locked closed fire door is closed at least once per 7 days, and
- iv. The OPERABILITY of the Fire Door Supervision System for each electrically supervised fire door by performing a TRIP ACTUATING DEVICE OPERATIONAL TEST at least once per 31 days.

REFERENCES:

- 1) McGuire FSAR, Chapter 9.5.1
- 2) McGuire SER Supplement 2, Chapter 9.5.1 and Appendix D
- 3) McGuire SER Supplement 5, Chapter 9.5.1 and Appendix B
- 4) McGuire Fire Protection Review, as revised
- 5) McGuire SER Supplement 6, Chapter 9.5.1. and Appendix C
- 6) McGuire Facility Operation Licenses, Unit 1 License Condition C.(4) and Unit 2 License Condition C.(7)
- 7) Door Schedules - MC-1108-01, MC-1208-01-01, -02, -03, -04, -05 and -06.
- 8) Fire Plan Drawings - MC-1384-07 series

BASES:

The functional integrity of the fire rated assemblies, including associated penetration seals, ensures that fires will be confined or adequately retarded so that the following criteria is achieved:

- * Fire will not damage redundant analyzed Post Fire Safe Shutdown equipment,
- * Fire will not spread from the balance of plant to the Control Complex,
- * Fire will not spread from non-safety related areas to safety related areas.
- * Fire will not spread from non-containment areas to containment areas.

The fire related assemblies and associated penetration seals are a passive element in the facility fire protection program and are subject to periodic inspections.

Fire rated assemblies, including associated penetration seals (fire doors, fire windows, fire dampers, cable, piping and ventilation duct penetration seals) are considered operable when the visually observed condition is not degraded to a point that the assembly cannot perform the function that is intended. For fire rated assemblies that are questionable, an evaluation shall be performed to determine the cause of any identified abnormal change in appearance or abnormal degradation and the effect of this change on the ability of the fire rated assembly to perform its function.

During periods of time when a fire rated assembly is not operable, either: (1) a continuous fire watch is required to be maintained in the vicinity of the affected barrier, or (2) the fire detectors on at least one side of the affected barrier must be verified OPERABLE and an hourly fire watch patrol established until the barrier is restored to operable status.

This Selected Licensee Commitment is part of the McGuire Fire Protection Program and therefore subject to the provisions of McGuire Facility Operating License Conditions C.(4) [Unit 1] and C.(7) [Unit 2].

RADIOLOGICAL ENVIRONMENTAL MONITORING

16.11-13 MONITORING PROGRAM

COMMITMENT

The Radioactive Environmental Monitoring Program shall be conducted as specified in Table 16.11-7.

APPLICABILITY: At all times.

REMEDIAL ACTION:

- a. With the Radiological Environmental Monitoring Program not being conducted as specified in Table 16.11-7, in lieu of a Licensee Event Report, prepare and submit to the Commission, in the Annual Radiological Environmental Operating Report, a description of the reasons for not conducting the program as required and the plans for preventing a recurrence.
- b. With the level of radioactivity in an environmental sampling medium at a specified location exceeding the reporting levels of Table 16.11-8 when averaged over any calendar quarter, in lieu of a Licensee Event Report, prepare and submit to the Commission within 30 days a Special Report that defines the corrective actions to be taken to reduce radioactive effluents so that the potential annual dose* to a MEMBER OF THE PUBLIC is less than the calendar year limits of SLCs 16.11-6, 16.11-8, and 16.11-9. When more than one of the radionuclides in Table 16.11-8 are detected in the sampling medium, this report shall be submitted if:

$$\frac{\text{concentration (1)}}{\text{limit level (1)}} + \frac{\text{concentration (2)}}{\text{limit level (2)}} + \dots \geq 1.0$$

When radionuclides other than those in Table 16.11-8 are detected and are the result of plant effluents, this report shall be submitted if the potential annual dose* to a MEMBER OF THE PUBLIC is equal to or greater than the calendar year limits of SLCs 16.11-6, 16.11-8 and 16.11-9. This report is not required if the measured level of radioactivity was not the result of plant effluents; however, in such an event, the condition shall be reported and described in the Annual Radiological Environmental Operating Report.

*The methodology and parameters used to estimate the potential annual dose to a MEMBER OF THE PUBLIC shall be indicated in this report.

TABLE 16.11-7 (Page 2 of 7)

RADIOLOGICAL ENVIRONMENTAL MONITORING PROGRAM

<u>EXPOSURE PATHWAY AND/OR SAMPLE</u>	<u>NUMBER OF REPRESENTATIVE SAMPLES AND SAMPLE LOCATIONS⁽¹⁾</u>	<u>SAMPLING AND COLLECTION FREQUENCY</u>	<u>TYPE AND FREQUENCY OF ANALYSIS</u>
2. Airborne			
Radioiodine and Particulates	<p>Samples from five locations: Three samples from close to the three SITE BOUNDARY locations, in different sectors, of the highest calculated annual average groundlevel D/Q.</p> <p>One sample from the vicinity of a community having the highest calculated annual average groundlevel D/Q.</p> <p>One sample from a control location, as for example 15-30 km distant and in the least prevalent wind direction.⁽³⁾</p>	Continuous sampler operation with sample collection weekly, or more frequently if required by dust loading.	<p><u>Radioiodine Canister:</u> I-131 analysis weekly.</p> <p><u>Particulate Sampler:</u> Gross beta radio- activity analysis following filter change;⁽⁴⁾ Gamma isotopic analysis⁽⁵⁾ of composite (by location) quarterly.</p>
3. Waterborne			
a. Surface ⁽⁶⁾	<p>One sample upstream. One sample downstream.</p>	Composite sample over 1-month period. ⁽⁷⁾	Gamma isotopic analysis ⁽⁵⁾ monthly. Composite for tritium analysis quarterly.

TABLE 16.11-7 (Page 3 of 7)

RADIOLOGICAL ENVIRONMENTAL MONITORING PROGRAM

<u>EXPOSURE PATHWAY AND/OR SAMPLE</u>	<u>NUMBER OF REPRESENTATIVE SAMPLES AND SAMPLE LOCATIONS⁽¹⁾</u>	<u>SAMPLING AND COLLECTION FREQUENCY</u>	<u>TYPE AND FREQUENCY OF ANALYSIS</u>
b. Ground	Samples from one or two sources only if likely to be affected ⁽⁸⁾ .	Quarterly.	Gamma isotopic ⁽⁵⁾ and tritium analysis quarterly.
c. Drinking	One sample of each of one to three of the nearest water supplies that could be affected by its discharge. One sample from a control location.	Composite sample over 2-week period ⁽⁷⁾ when I-131 analysis is performed, monthly composite otherwise.	I-131 analysis on each composite when the dose calculated for the consumption of the water is greater than 1 mrem per year. ⁽⁹⁾ Composite for gross beta and gamma isotopic analyses ⁽⁵⁾ monthly. Composite for tritium analysis quarterly.
d. Sediment from shoreline	One sample from downstream area with existing or potential recreational value.	Semiannually.	Gamma isotopic analysis ⁽⁵⁾ semiannually.

TABLE 16.11-7 (Page 5 of 7)

RADIOLOGICAL ENVIRONMENTAL MONITORING PROGRAM

<u>EXPOSURE PATHWAY AND/OR SAMPLE</u>	<u>NUMBER OF REPRESENTATIVE SAMPLES AND SAMPLE LOCATIONS⁽¹⁾</u>	<u>SAMPLING AND COLLECTION FREQUENCY</u>	<u>TYPE AND FREQUENCY OF ANALYSIS</u>
c. Food Products	One sample of each principal class of food products from any area that is irrigated by water in which liquid plant wastes have been discharged.	At time of harvest ⁽¹⁰⁾ .	Gamma isotopic analyses ⁽⁵⁾ on edible portion.
	Samples of three different kinds of broad leaf vegetation grown nearest each of two different offsite locations of highest predicted annual average groundlevel D/Q if milk sampling is not performed.	Monthly when available.	Gamma isotopic ⁽⁵⁾ and I-131 analysis.
	One sample of each of the similar broad leaf vegetation grown 15-30 km distant in the least prevalent wind direction if milk sampling is not performed.	Monthly when available.	Gamma isotopic ⁽⁵⁾ and I-131 analysis.

TABLE NOTATION

- (1) Specific parameters of distance and direction sector from the centerline of one reactor, and additional description where pertinent, shall be provided for each and every sample location in Table 16.11-7 in a table and figure(s) in the ODCM. Refer to NUREG-0133, "Preparation of Radiological Effluent Technical Specifications for Nuclear Power Plants," October 1978, and to Radiological Assessment Branch Technical Position, Revision 1, November 1979. Deviations are permitted from the required sampling schedule if specimens are unobtainable due to hazardous conditions, seasonal unavailability, malfunction of automatic sampling equipment and other legitimate reasons. If specimens are unobtainable due to sampling equipment malfunction, every effort shall be made to complete corrective action prior to the end of the next sampling period. All deviations from the sampling schedule shall be documented in the Annual Radiological Environmental Operating Report. It is recognized that, at times, it may not be possible or practical to continue to obtain samples of the media of choice at the most desired location or time. In these instances suitable alternative media and locations may be chosen for the particular pathway in question and appropriate substitutions made within 30 days in the Radiological Environmental Monitoring Program. In lieu of an Licensee Event Report, identify the cause of the unavailability of samples for that pathway and identify the new locations(s) for obtaining replacement samples in the next Annual Radioactive Effluent Release Report and also include in the report a revised figure(s) and table for the ODCM reflecting the new location(s).
- (2) One or more instruments, such as a pressurized ion chamber, for measuring and recording dose rate continuously may be used in place of, or in addition to, integrating dosimeters. For the purposes of this table, a thermoluminescent dosimeter (TLD) is considered to be one phosphor; two or more phosphors in a packet are considered as two or more dosimeters. Film badges shall not be used as dosimeters for measuring direct radiation. The forty stations is not an absolute number. The number of direct radiation monitoring stations may be reduced according to geographical limitations; e.g., at an ocean site, some sections will be over water so that the number of dosimeters may be reduced accordingly. The frequency of analysis or readout for TLD systems will depend upon the characteristics of the specific system used and should be selected to obtain optimum dose information with minimal fading.
- (3) The purpose of this sample is to obtain background information. If it is not practical to establish control locations in accordance with the distance and wind direction criteria, other sites that provide valid background data may be substituted.