

PRODUCTION TEST
TABLE OF CONTENTS

<u>ITEM</u>	<u>PAGE</u>
METER CERTIFICATION	1
— TABLE OF CONTENTS	2
INSTRUMENTATION DATA	3
COMMERCIAL DATA	4
MEGGER AND HI-POTENTIAL TEST	
OUTLINE	5
PROCEDURE	5a
DATA	5b*
VIBRATION TEST	
OUTLINE	6
PROCEDURE	6a
DATA	6b
LOAD TEST	
OUTLINE	7
PROCEDURE	7a
DATA	7b, 7c
VOLTAGE AND SPEED STABILITY AND TRANSIENT RESPONSE	
OUTLINE	8
PROCEDURE	8a
DATA	8b
CHART	8c
SAFETY SHUTDOWNS AND ALARMS TEST	
OUTLINE	9
PROCEDURE	9a
DATA	9b*
TEMPERATURE RISE TEST	
OUTLINE	10
PROCEDURE	10a
DATA	10b

FACTORY QUALIFICATION TEST

SECTION B

TEST PERSONNEL QUALIFICATIONS WILL FOLLOW EACH TEST

8408100106 840806
PDR ADDCK 05000461
A

PDR

Page 1

FTR-75744-1 Change A

SOLD TO ILLINOIS POWER CO.
 ADDRESS 500 SOUTH 27TH STREET
DECATUR, ILLINOIS 62525
 CONT. NO. _____
 MODEL NO. _____
 SERIAL NO. _____
 RATING 3869 KW, 4160 VOLT
 SERVICE _____



JOB NO. 75744-1
 METHOD NO. _____
 DATE 11-17-81
 TESTED BY Sam R. Williams
 CALC. BY _____
 CHECKED BY Judy Jensen
 GOV'T. INSP. _____

OFFICIAL TEST RECORD

COMMERCIAL DATA SHEET - TANDEM SETS



GENERATOR	ENGINE		SWITCH GEAR
	A	B	
MAKE: <u>IDEAL ELECTRIC</u>	MAKE: <u>EMO</u>	MAKE: <u>EMO</u>	VOLTMETER MAKE: <u>G E</u>
SERIAL NO.: <u>305231N</u>	SERIAL NO.: <u>79C1-1064</u>	SERIAL NO.: <u>79C1-1094</u>	SCALE: <u>0-5250</u>
TYPE: (BRUSHLESS <input checked="" type="checkbox"/>) (BRUSH <input type="checkbox"/>)	MODEL NO.: <u>12-645-E4</u>	MODEL NO.: <u>R-16-645-E4</u>	AMMETER MAKE: <u>G E</u>
KVA: <u>4875</u> KW: <u>3900</u> P.F.: <u>.8</u>	FUEL: DIESEL <input checked="" type="checkbox"/>	FUEL: DIESEL <input checked="" type="checkbox"/>	SCALE: <u>0-8000</u> CT RATIO: <u>1</u>
VOLT: <u>4160</u>	GAS <input type="checkbox"/>	GAS <input type="checkbox"/>	FREQ. METER MAKE: <u>G E</u>
AMP: <u>677</u>	BUTANE <input type="checkbox"/>	BUTANE <input type="checkbox"/>	SCALE: <u>58-62</u>
CONNECTED FOR: (HI <input checked="" type="checkbox"/>) (LO <input type="checkbox"/>)	GASOLINE <input type="checkbox"/>	GASOLINE <input type="checkbox"/>	WATTMETER MAKE: <u>G E</u>
(Y <input checked="" type="checkbox"/>) (N <input type="checkbox"/>)	INJECTOR SIZE: _____	INJECTOR SIZE: _____	SCALE: <u>0-600</u> CT RATIO: <u>1</u>
R.P.M.: <u>900</u> HZ: <u>60</u>	COOLING: KEEL <input type="checkbox"/>	COOLING: KEEL <input type="checkbox"/>	METER MAKE: _____
BEARINGS: (NO. <input type="checkbox"/>) (BALL <input checked="" type="checkbox"/>)	RADIATOR FAN <input checked="" type="checkbox"/>	RADIATOR FAN <input checked="" type="checkbox"/>	SCALE: _____
(BUSHING <input type="checkbox"/>)	HEAT EXCHANGE <input checked="" type="checkbox"/>	HEAT EXCHANGE <input checked="" type="checkbox"/>	TIME METER MAKE: <u>G E</u>
DRIVE: (DIRECT <input checked="" type="checkbox"/>) (GEAR <input type="checkbox"/>)	STARTER: AIR <input checked="" type="checkbox"/>	STARTER: AIR <input checked="" type="checkbox"/>	PHASE SWITCH MAKE: <u>G E</u>
(BELTS <input type="checkbox"/>)	ELECTRIC <input type="checkbox"/>	ELECTRIC <input type="checkbox"/>	VOLTAGE REG. MAKE: <u>BASKER</u>
EXCITATION TYPE: _____	MECHANICAL <input type="checkbox"/>	MECHANICAL <input type="checkbox"/>	MODEL NO.: <u>SR8A2</u> VOLT: <u>120</u>
MODEL NO.: <u>FLBA</u> VOLT: <u>125</u>	MAKE: <u>Pow-R-Quick</u>	MAKE: <u>Pow-R-Quick</u>	TYPE: _____ RATED AMPS: _____
FIELD AMPS: <u>37</u> ARM. AMP. _____	VOLT: _____	VOLT: _____	CIRCUIT BREAKER MAKE: _____
R.P.M. <u>900</u>	SAFETY: _____ SHUTDOWN: _____ ALARM _____	SAFETY: _____ SHUTDOWN: _____ ALARM _____	MODEL: _____
GOVERNOR MAKE: <u>WOODWARD</u>	LOW OIL PSI: _____	LOW OIL PSI: _____	TRIP AMPS: _____
MODEL NO.: <u>3240-432</u>	HIGH WATER OF _____ SEE TEST PAGES	HIGH WATER OF _____ SEE TEST PAGES	RHEOSTAT MAKE: <u>BASKER</u>
TYPE: <u>EGG-12</u>	OTHER: _____	OTHER: _____	OHMS: <u>175</u> AMPS: _____
WATER TEMP. MAKE: <u>EMO</u>	OIL TEMP. <input checked="" type="checkbox"/> WATER TEMP. <input checked="" type="checkbox"/>	OIL TEMP. <input checked="" type="checkbox"/> WATER TEMP. <input checked="" type="checkbox"/>	ELECTRONIC CONTROL MAKE: <u>WOODWARD</u>
WATER TEMP. _____	WATER TEMP. _____	WATER TEMP. _____	NO. <u>47634P</u> VOLT: <u>480</u>
WATER TEMP. _____	WATER TEMP. _____	WATER TEMP. _____	
WATER TEMP. _____	WATER TEMP. _____	WATER TEMP. _____	
WATER TEMP. _____	WATER TEMP. _____	WATER TEMP. _____	

START AND LOAD ACCEPTANCE QUALIFICATION TEST

PROCEDURE:

1. A valid start and load test is defined as a start from a keep warm temperature condition with acceleration to rated speed and voltage within ten (10) seconds, generator acceptance of 1935 KW (50% of rated load), and stabilization of rated voltage and frequency.
2. Maintain a chart recording of the starting time, generator voltage, frequency, and load current versus time throughout the test.
3. Following a start, and load run for 10 minutes, the unit will be stopped and the cooling bypass valves changed permitting circulation for accelerated cooling, down to keep warm temperatures.
4. The subsequent start cycle will be initiated when the outlet water falls to standby keep-warm temperature (125°F) and lube oil temperatures fall to within $\pm 10^\circ\text{F}$ of standby keep-warm temperatures. This applies to all (270) starts from standby keep-warm temperature.

All "hot" starts will be initiated after a five (5) minute shutdown interval from the preceding start, to assure temperatures do not fall below $\pm 10^\circ\text{F}$ from normal operating temperatures.
5. After each twenty-fifth (25th) start the normal load run as determined in paragraph 3 will be replaced by a one (1) hour load run at 100% load (3869 KW).
6. After each 25th start, the moisture will be drained from the air volume tank (s), the strainers and starters will be removed, disassemble, cleaned, inspected and maintained. Any repairs, adjustments, or other observations will be recorded in the remarks section of the test record. STEWART & STEVENSON RETAINS THE PEROGATIVE OF BEING ABLE TO SUBSTITUTE EIGHT (8) AIR START MOTORS IN ORDER TO CONTINUE TESTING IF REFURBISHMENT OF THE START MOTORS USED FOR THE PRECEEDING 25 STARTS CANNOT BE ACCOMPLISHED OVERNIGHT.
7. Record all data required by the test record for each start, and record any malfunction, repair, observation, etc., which occurs in the remarks section of the test record.

START AND LOAD ACCEPTANCE QUALIFICATION TEST

TEST TITLE: Factory Starting Reliability Test

OBJECTIVE: To determine that the set meets the start reliability and confidence level outlined in the Procurement Specification.

GENERAL SET-UP: The SSDG set will be mounted on a test stand with all external support equipment connected by flex couplings. The load will be applied by the use of water rheostat load banks.

DESCRIPTION OF TEST: At least 300 valid start and load tests will be made at the factory facility. Two hundred and seventy (270) starts will be made with the set within $\pm 10^{\circ}\text{F}$ of the standby keep-warm engine temperature of 125°F . The additional thirty (30) starts will be made at normal temperatures following a cold start sequence allowing a five (5) minute interval for the collection and recording of data. The "hot" starts will be initiated as the tenth (10th) start, and every tenth start thereafter. After each start signal the unit will fire, continue to run, and reach rated speed and voltage within ten (10) seconds after the initiation of the start signal. A load of 1935 KW (50% of rated load) will be applied to the unit after the unit has reached the rated speed of 60 HZ., and rated voltage of 4160 volts, and will continue to operate for (10) ten minutes.

ACCEPT/REJECT CRITERIA: During each successful start, the engine shall reach rated speed and voltage within ten (10) seconds of the initiation of the start signal. At no time during the loading shall voltage decrease to less than 75% of nominal 4160 Volts, or shall frequency decrease to less than 95% of nominal (60 HZ.). Voltage should be restored in less than 2 seconds to within 10% of nominal and frequency should be restored to within 2% of nominal in less than 40% of loading time interval. The unit shall accept 50% of the continuous rated KW load as per IEEE 387.

A total of three hundred (300) starts will be made with no more than three (3) valid failures allowed. A failure rate in excess of one (1) per hundred (100) starts will require further testing as well as review of the system design adequacy.

A valid failure is the failure to start and load as defined in Paragraph 1 of the Factory Starting Reliability Test Procedure.

A non-valid failure is defined as a malfunction in test equipment, external circuitry loads, or any component not attributable to the reliability of the engine-generator. Also, any malfunction of any component during the starting cycle which does not hinder a successful start as defined in paragraph 1 is not considered to be a failure. All malfunctions will be recorded and corrections made as required.

300 Start & Load Qualification Test

The 300 Start Qualification testing began on 12-29-81 at 10:04 a.m. The assigned test technicians were Tom Williams and Oscar Tatuaka under the direct supervision of Gary Heathcott, Test Department Manager. The test was witnessed by Tom Bixby of Stewart & Stevenson's Quality Control Department and Tom Flannery of Baldwin Associates.

The following information is a critique of each 300 start test performed. The critique shall be utilized as an explanation and clarification in the event any question arises to validity of any particular start test.

The test results shown on sheets 1 thru 6 were performed on 12-29-81 thru 1-14-82. The start tests shown were voided, due to the temperature readings being recorded at the conclusion of the run, in lieu of the recording of the standby temperature at the time of signal to start.

- #1-10 ITEM A: Starts 1 thru 10 shows temperatures recorded at completion of test.
- #20 ITEM B: Start #20 has a start time of 11.3 and temperatures recorded at completion of test. Slow start due to low air pressure. Pressure raised to 210 PSI.
- #21 ITEM C: Start #21 temperatures recorded at completion of test.
- #22 ITEM D: Start #22 had a slow start of 10.5 seconds and temperatures taken at completion of test. Slow start caused by load being applied during start cycle.
- #23 ITEM E: Start #23. The start time was within Specification at 9.6. The unit shut down after load was applied the unit shut down due to high crankcase pressure. High crankcase pressure resulted from auxiliary lube oil cooler ruptured sending cooling tower water into the crankcase. The main bearings were inspected by Oscar Tatuaka and it was decided that all main bearing shells should be replaced. The cause of the heat exchanger failure was a vibration crack in to inner tubes.
- #23 ITEM F: Start #23A. Test Personnel were instructed on when temperature data should be taken and from which instrument. This test was not recorded on test report but is recorded in daily log. The second attempt at Start #23 was conducted on 1-13-82. The unit shut down due to low oil pressure due to a 38°F temperature at lube oil temperature switch.
- #23 ITEM G: Start 23B & 24. The third attempt at Start #23 was performed on 1-14-82 at 10:28 a.m. The start time was within Spec (9.4) but the KW Channel on strip chart was not operating. The test technician terminated the test after applying 1935 KW with not chart recording.

- ITEM H: Start #23C. Start 23C shows start time of 9.4 sec and temperature recorded properly.
- #24 ITEM I: Start #24. Time 9.5 sec, temperatures recorded properly and correctly.
- #25 ITEM J: Start #25. Time 9.6 sec, temperatures recorded properly and correctly. Water and lube oil temperatures high due to cooling tower low water caused by frozen switch.
- #26 ITEM K: Start #26. Terminated due to operator error in not starting the chart.
- #26 ITEM L: Start #26A. Terminated due to operator error in turning on the fuel pumps.
- #26 ITEM M: Start #26B. Start terminated due to operator failure to open air valve.
- #26 ITEM N: Start time was 9.8 sec. with temperatures recorded properly and correctly.
- #27 ITEM O: Start #27. Start time was 9.75 sec with Spec., temperatures recorded properly and correctly.
- #28 ITEM P: Start #28. Start time was 9.45 sec, within Spec, temperatures recorded properly and correctly.
- #29 ITEM Q: Start #29. Start time was 9.4 sec, within Spec, temperatures were recorded properly and correctly.
- #30 ITEM R: Start #30. Start #30 was a slow start, start time was 11.0 seconds, out of Spec. The Slow Start was due to the failure of one motor to engage. Technician connected large & smaller receiver tanks together by means of a manifold upon recommendation from Engineering.
- #30 ITEM S: Start #30A. Start time was 9.5 sec, within Spec, temperatures were recorded properly and correctly. Start #30A was a hot start. The start was voided by note date 01-20-82 in order to minimize any confusion in starting over.

The previous starts and starting attempts were voided on 01-20-82 by Rich Stevens (see Sheet #7) due to the complete breakdown in communication, tests not being performed in accordance with test procedures, IEEE 387-77, temperatures taken from wrong instruments and at incorrect time, not rerunning invalid starts, and not recording all starting attempts in the official test report.

On 01-20-82, after Test Review Review, it was decided to start testing over again. The official valid tests would begin with #31. The start #31 would be officially noted as the #1 start. The #30 start was void in order to simplify the test starting, since the procedure stipulates every 10th start shall be a hot start and starts #31-#39 were valid starts meeting all test requirements. Start #40, 1-17-82, was hot start which was slow in starting, 10.95 sec.

The slow start was the result of an insufficient volume of available air supply. The Test Department installed a second large air receiver tank and leased an air compressor, in order to maintain an independent air supply.

On 01-26-82 official testing resumed with a hot start, start #10, in the Official Test Report, which showed no adverse problems in meeting specifications or documentation.

The following information is supplied to address and clarify any start test where either the start time (10 sec) was not met or where loads were terminated, starts were terminated as failures occurred.

Start and Load Qualification Tests through #49 were performed in accordance with approved test procedures, start times were within Spec (10 sec), temperatures, (125-100) standby keep warm, were maintained and recorded properly.

#50

Start #50 had an automatic shut down during load portion of test due to over heating. The over temperature was the result of the auxiliary equipment (cooling tower water line) was clogged up with debris. The cause initially was thought to be a valve being only half open, an oversight by the test technician.

Start #50 second attempt. The attempt, on 1-24-82, was initiated at 9:27 a.m. The unit started in 9.8 sec. and shut down after 7 minutes into the 1 hour load run. The investigation after this shutdown showed the cooling tower waterline was clogged with debris. The waterline was cleaned along with the bottom of the cooling tower tank in order to assure the prevention of re-occurrence of this particular problem.

#50

Start #50 third attempt-The third attempt of Start #50 shows a start time of 9.1 sec and a high temperature of 220°, 12 cylinder lube oil, the same as was reached during the previous 1 hour load run in Start #25.

The Starts #50 through #125 were performed in accordance with approval procedures. The start times varied from 8.9 sec to 9.75 sec, within Spec. The temperatures were recorded properly and standby temperatures established prior to signal to start. There were no failures, non valid starts, terminations or operator errors.

#126

The first start attempt on Start #126, as shown in the test record never occurred. The test technicians read air manifold pressure from Unit #1 gage panel and walked around unit and discovered the auxiliary lube oil pump motor had smoke coming (testline equip) from the housing. It was determined the auxiliary motor was under sized for the pump size. The motor was replaced on 2-1-82 and testing resumed.

Starts #126 through #167 were performed in accordance with approved procedures. The start times were within Spec, temperatures were established prior to signal to start. There were no failures, non valid starts, terminations or operator errors.

#168

Start #168. The unit shut down after load was applied after approximately 50 seconds into the load run. The ambient temperature recorded in the test record shows 41°F, when actually it was 38°F at the location of the unit. The thermometer was located on the far side window of the test booth where heat from inside of the test booth caused a false reading on the thermometer. The temperature at the location of the thermometer was compared to the temperature at the Unit #1 gage panel. The temperature at the gage panel was 38°F, a difference of 3°F.

The 38°F, actual temperature, plus start #168 was the first start of the day, 2-4-82, at 7:51 a.m., resulted in a low oil pressure shut down. The 38°F at which the unit shut down is below the minimum temperatures starting capabilities. The operator should have known the minimum temperature starting requirements. The unit was not prelubed prior to test start, not allowing warmed oil to reach throughout the system resulting in a low lube oil pressure indication.

The test technician was instructed to relocate the thermometer for ambient temperatures reading from the window of the test booth to the Unit #1 gage panel.

The first start #168 was not a valid failure, it is attributed to operator error and ambient temperature outside the parameter of specifications.

#168-213

Starts #168-#213 were performed in accordance with the approved test procedures. The start times were within Spec. The temperatures were recorded correctly and readings taken prior to signal to start. There were no failures, terminations or operator errors.

#214

Start #214 failed to start in the specified time of 10 sec. The start time was 10.8 seconds and is shown in the test record dated 2-8-82. The start time was slow due to the test technicians failure to purge the air start system of moisture.

The area was completely covered with water due to the high humidity and low ambient temperature. The slow start caused the technician to realize his failure to purge. After completion of the air system purge (20 minutes later) the unit was started and reached a rated speed in 9.4 sec.

The start #214 is classified as an operator error under IEEE-387-77 para. 6.3.2(5)(A)(B). The first attempt at Start #214 was non-valid failure.

Starts #214-229 were performed in accordance with approved procedures. The start times were within Spec. and the temperatures were recorded properly. Temperatures were taken prior to signal to start. There were no failures, invalid starts, terminations, operator errors.

#230

Start #230 took approximately 15 seconds to reach rated speed. The unit was shut down at approximately 8:05 a.m. The cycles on Start #229 fluctuated approximately .5 cycles during the load test. The fluctuation was noticed by the test technician. Start #230, a hot start, was attempted at approximately 8:05 a.m. at which time a failure occurred. The unit was secured in order to perform an investigation into the probable cause.

Woodward Governor was contacted by Mr. Heathcott to assist in the investigation. Woodward Governor arrived on 2-11-82 to confirm Stewart & Stevenson theory that the governor on the 12 cylinder would not open the fuel rack completely. The 12 cylinder governor, S/N159369, was sent to Woodward for failure analysis and repair. Woodward supplied Stewart & Stevenson with a replacement governor, S/N 1911403. The replacement governor was installed, but would not open fuel racks completely in order to start the unit in Spec. Woodward was called again to replace governor (S1911403) with original rebuilt governor (S/N1593769). Stewart & Stevenson made 42 trouble shooting starts on 2-23-82, 2-24-82 and 2-25-82.

The Start #230 is a failure in accordance with IEEE 387-77 Section 6.3.2 (1)(4). The failure to reach rated voltage and frequency was not within Spec, caused by a failure of a major component.

#230-279

Starts #230 thru #279 were performed in accordance with the approved test procedures. The start times were within Spec. The temperatures were recorded correctly and readings taken prior to signal to start. There were no failures, terminations or operator errors.

#280-A

Start #280A, dated 2-28-82 at 10:09 a.m., failed to start and reach rated voltage and frequency within 10 seconds. The start time was 11.2 sec. and the load was applied for a period of 3 minutes. The load was terminated due to the long start time. Mr. Heathcott contacted Woodward governor concerning the course of the failure. Woodward suggested replacement of the boost cylinder on the 12 cylinder engine. The boost cylinder was replaced on 2-28-82 and two trouble shooting starts for detection of any other problems.

#280-B

Start #280B on 2-28-82 at approximately 12:09 failed to start. The signal to start was initiated and the engine made no response. The lack of response was due to the operator not letting the unit cool down sufficient amount of time to permit the lube oil pressure return to zero.

The start signal is shown on the strip chart as a start signal.

The failure to start on #280B was the direct result of an operator error as per IEEE-387-1977 Par 6.3.2 (5)(A). The operator waited 5 minutes prior to next attempt to ensure lube oil pressure returning to zero.

#280-300

Starts #280-300 were performed in accordance with approved procedures. The start times were within specification. The temperatures were recorded and readings were taken prior to signal to start. There were no failures, terminations or operator errors.

The final review of the 300 Start and Load Acceptance Qualification Test shows that there were three non valid starts due to operator errors as per IEEE-387-77 Par. 6.3.2 (5)(A); 4 non valid starts attributed to temporary services as per IEEE387-77 Para. 6.3.2(5)(E); and 2 failures, #230 and #280 as per IEEE387-88 Para 6.3.2(1).

Alfred J. Gask, P.E.
Engineering

Mary Heathcote
Test Line

Reed L. Stevens
Quality

NON-CONFORMANCE REPORT

(INTERNAL)

NCR LOG NUMBER 1386	TAG NUMBER 021677	DATE 2/26/82
INSPECTOR T. BLAKEY	DESCRIPTION OF DEFECT START TEST (300)	WORK ORDER NUMBER N75744
SHOP/AREA OF RESPONSIBILITY TESTLINE #28		QUALITY CONTROL SUPERVISOR
		DATE LOGGED 3-5-82

STATUS:

☐ DRAWING NUMBER _____
☐ SPECIFICATION **TEST REPORT**

☐ IN PROCESS
☒ FINAL INSPECTION

DEFICIENCY DESCRIPTION: POWER FACTOR RECORDED DURING 300 START. QUALIFICATION WAS RECORDED WITHOUT INSTRUMENTATION. FOR JUSTIFICATION.

CAUSE: INSTRUMENTATION NOT AVAILABLE PRIOR TO START #231

DISPOSITION:

☐ REMOVE
☐ REPAIR

☒ USE AS IS
☐ SCRAP

MATERIAL REVIEW BOARD

☐ APPROVED
☐ DISAPPROVED

☐ APPROVED
☐ DISAPPROVED

CUSTOMER _____

☒ APPROVED
☐ DISAPPROVED

QUALITY ASSURANCE ENGINEER

CORRECTIVE ACTION: _____


DATE REQUIRED BY: _____

TYPE OF INSPECTION REQUIRED:

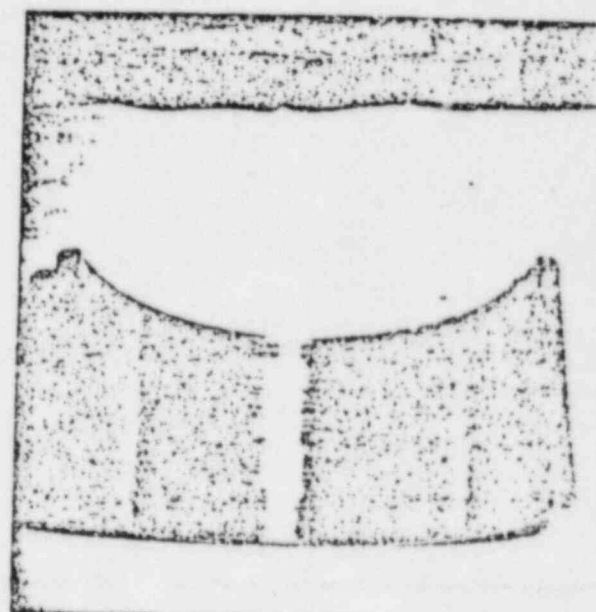
☐ HYDRO
☐ VISUAL
☐ DIMENSIONAL
☐ NON-DESTRUCTIVE EXAMINATION

CORRECTIVE ACTION COMPLETE: _____

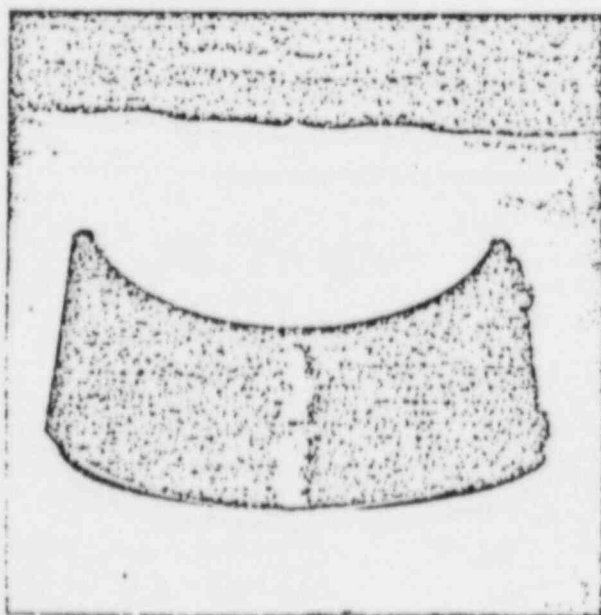
INSPECTED BY: _____




3



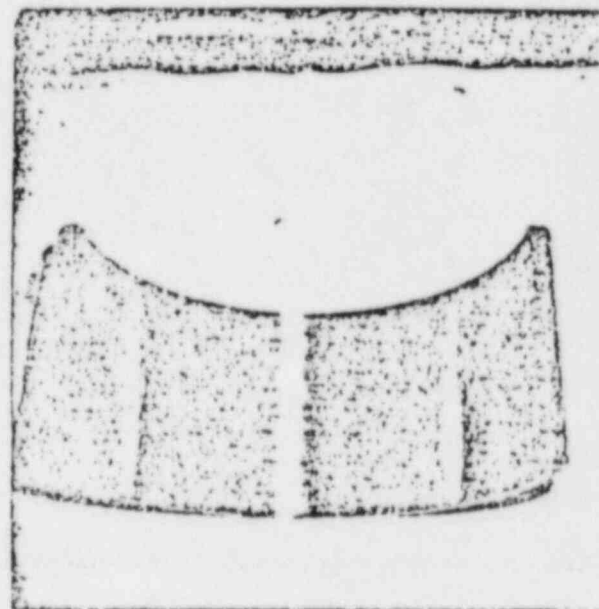
2



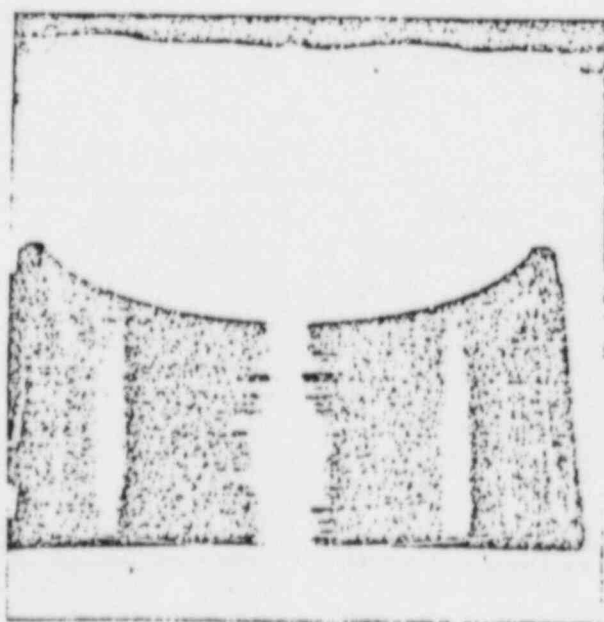
1



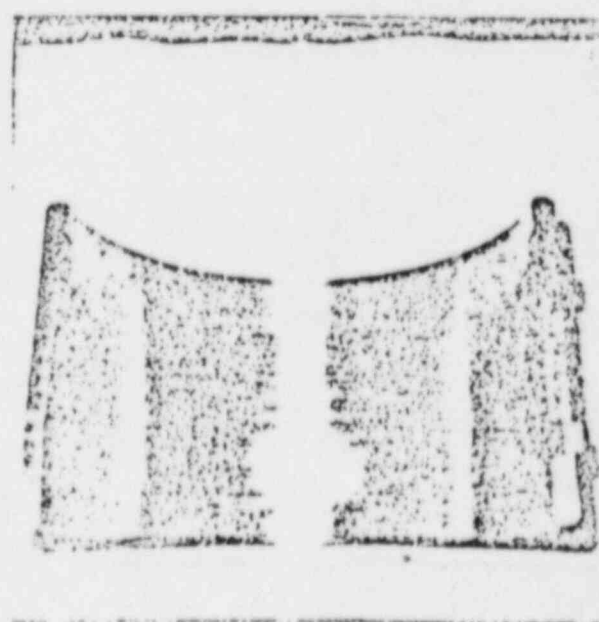
7



6



5



4

STEWART & STEVENSON SERVICES, INC.
NONCONFORMANCE REPORT

Entered _____
Record # 125
Closed 1-6-82
☐ Repetitious

No. 1270

Date: 12-17-81



Repetitious

Work Order No. N75719

Reject Tag No. _____

Inspector Stevens

Unit # 1

Supplier S & S - EMD

Nonconformance (describe) Failure in the auxillary heat exchanger (American Standard) used in the Lube Oil Cook Down between 300 Qualification Test. Water was discovered upon the removal of auxillary circulating pump, during an investigation of a possible pump failure at which time water was discovered in the oil line.

Reference Document (DWG, SPEC, STD): EMD

Disposition: ☒ Rework ☐ Repair ☐ Use As Is ☐ RTV: Rework and Cleanup
Change all main bearings paying attention to any other
components needing replacement. All Lube filters to be
changed after rework.

Participants: Tom Payne

Disposition:

☒ Approved ☐ Disapproved

☐ Approved ☐ Disapproved

Paul Stevens
Quality Assurance/Quality Control

Customer

Corrective Action (if required) _____

Corrective Action Completed (date) _____

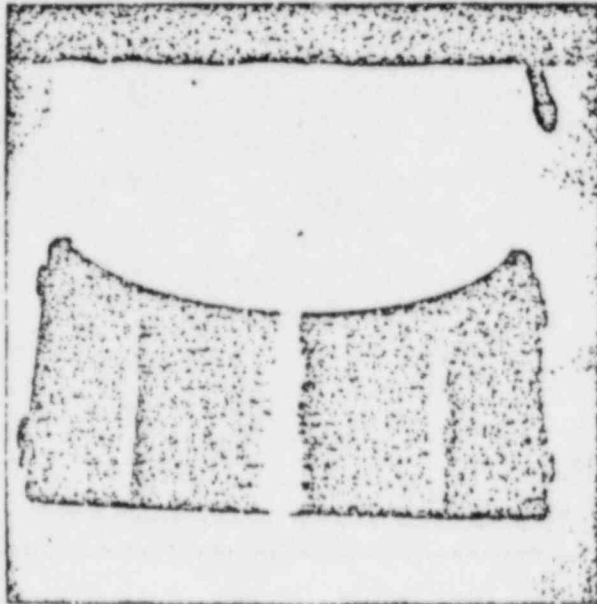
Forwarded to Customer (date) _____

Re-inspect (date) 12/21/81 Inspector J.R. Bigly


Accept Reject

Distribution: ☐ MRS ☐ Q.C. ☐ PURCH. ☐ ENG. ☐ PROD. ☐ Q.A. MANAGER

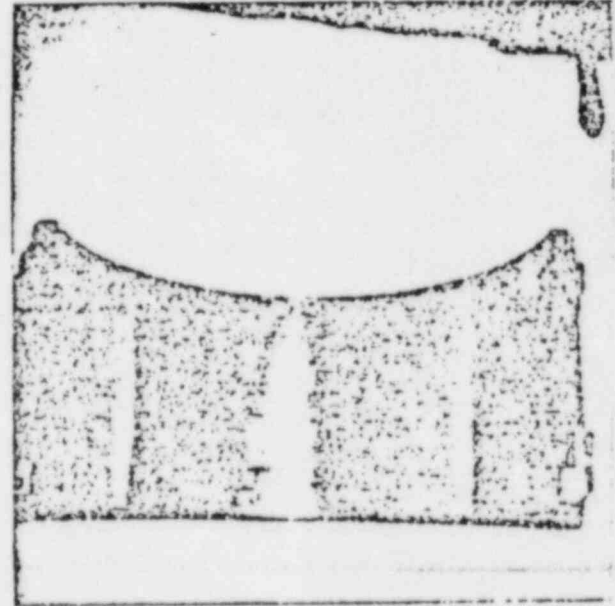
Tom Payne




4




7



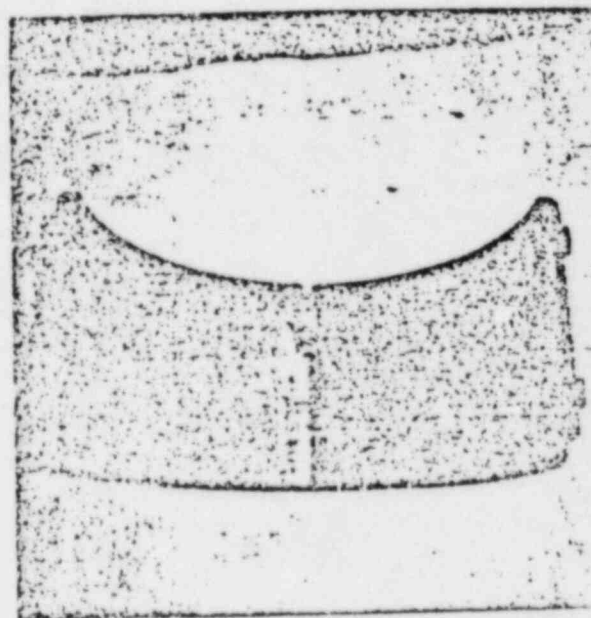
3




1




8



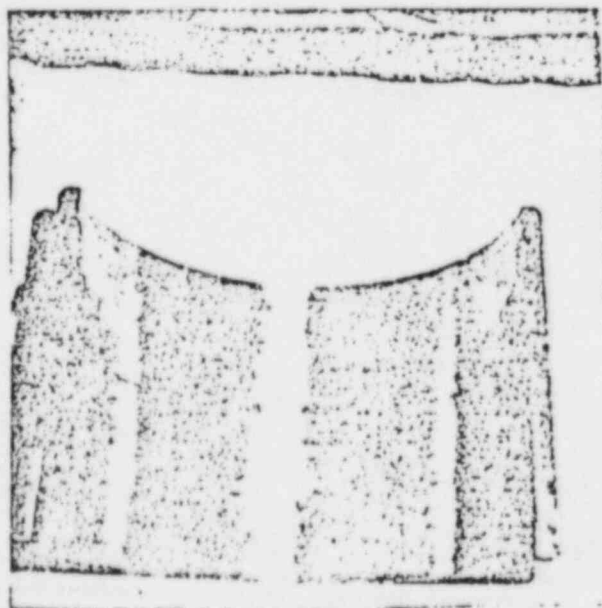
7



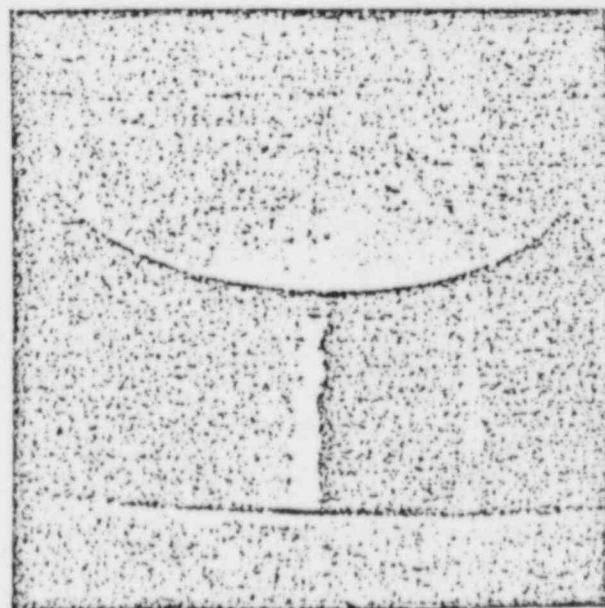
6



5



10



9

QUALITY CONTROL REPORT

DATE

12/31/81

SUBJECT

300 start test

PROJECT

Nuclear (ILL. power)

W/O NO.

75744

VENDOR

S+S

ION

Test line

CONTACT

DRAWING NO.

N/A

REV.

CONTROL NO.

DEFICIENCY SHEET NO.

N/A

NONCONFORMANCE REPORT NO.

INSPECTION STATUS TO ATTACHED

IN PROCESS

RELIEF TAG NO.

PRE-TEST ELECTRICAL

OTHER

S & S Q.C. PROCEDURE

Q10

REV.

REV.

INDICATE WHICH DIMENSIONS WERE CHECKED, IF ANY

At approx 11:20 start #23 was accomplished.
 Approx 2 min. into test #2 ENG. oil filter restrictive alarm
 light came on. It was reset and re-alarmed 3 times.
 Approx 8 min into test Unit shut-down and the alarm
 for high crankcase pressure showed.
 At approx 2:00 (14:00 hrs) mech. opened engine hand held covers
 and found the lube oil to be well mixed with water (fresh-
 water). The water entered the lube oil system from the
 test facility (water-oil) heat-exchanger. (Heat exchanger has
 internal rupture.) Engine #2 was then drained of all
 lube oil and mech. is keeping a two (2) gallon sample.

REMARKS

J.R. Babin



1 Q.C.

PAGE

OF

QUALITY CONTROL REPORT

DATE 1/13/82

355-1153

SUBJECT

300 start test

PROJECT

Nuclear (ILL Power)

W.O. NO.

55744

VENDOR

S+S

LOCATION

Test line

CONTRACT

DRAWING NO.

N/A

REV.

CONTROL NO.

DEFICIENCY SHEET NO.

N/A

NONCONFORMANCE REPORT NO.

INSPECTION STATUS TAGS ATTACHED

IN PROCESS

REJECT TAG NO.

PRE-TEST ELECTRICAL

OTHER

S & S G.C. PROCEDURE

D/O

REV.

REV.

INDICATE WHICH DIMENSIONS WERE CHECKED, IF ANY

After second heat exchanger (oil + water) failure tech's replaced heat exchangers with larger and more efficient ones. The 12 cylinder engine required installing an additional exchanger in series. which the to facilitate cooling time.

INITIALS

SIGNATURE

J. R. B. B.



TITLE

QC

PAGE

OF

QUALITY CONTROL REPORT

DATE

1/13/82

559-1155

SUBJECT

300 start test

PROJECT

Nuclear JLL power

W/O NO.

75744

VENDOR

S+S.

ON

Test line

CONTACT

DRAWING NO.

REV.

CONTROL NO.

DEFICIENCY SHEET NO.

NONCONFORMANCE REPORT NO.

INSPECTION STATUS TAGS ATTACHED

IN PROCESS

REJECT TAG NO.

PRE-TEST ELECTRICAL

OTHER

S & S Q.C. PROCEDURE

REV.

REV.

INDICATE WHICH DIMENSIONS WERE CHECKED, IF ANY

Replaced lower main bearing on 16 cylinder engine.
Flushed oil system. Changed all oil filters on
16 cylinder engine. Re-serviced unit with new oil.

Above is action taken after failure of
the 16 cylinder test cell heat exchanger which introduced
water into the lube oil system.

REMARKS

SIGNATURE

J. R. [Signature]



TITLE

Q.C.

PAGE

OF

CALIBRATION VERIFICATION

WORK ORDER: 75744

Daily cal check.

QUALITY CONTROL: P. R. P.

TEST: 300 start test

TEST TECHNICIAN: [Signature]

12/29/81

INSTRUMENT	ACCURACY LEVEL	SERIAL NUMBER	CALIBRATION DUE DATE	UTILIZED THIS TEST	QC INITIAL & STAMP
Multi - Amp	1% of F. S	545 S/N-110 20838	2-06-82	✓	TRB QC SS-19
Chart Recorder	Varies with Applicability	075507	3-04-82	✓	TRB QC SS-19
D. C. amplifier	Varies with Applicability	071822	3-04-82	✓	TRB QC SS-19
Freq. Dev. Counter	Varies with Applicability	075531	5-30-82	✓	TRB QC SS-19
RMS Level	Varies with Applicability	075889	3-08-82	✓	TRB QC SS-19
D. C. Amplifier	Varies with APPLICABILITY	071823	4-15-82	✓	TRB QC SS-19
D. C. Amplifier	Varies with Applicability	073338	4-15-82	✓	TRB QC SS-19
RMS Level	Varies with Applicability	New 014224 072205	Change 2-24-82 2-20-82/716-22	✓	TRB QC SS-19
Volts A. C.	3/4 %	S. S. #15	5-16-82	✓	TRB QC SS-19
A. C. Ampimeter	1/2 %	S. S. #245	1-13-82		
Volts D. C.	1/2 %	S. S. # 113	4-21-82		
Digital Multi-meter	0.1% of input	070814	4-05-82		
Hz Meter	.1 hertz	607	2-11-82	✓ 1/30/82	TRB QC SS-19
K. W. Meter	1/2 %	416	3-08-82		
12/29/81		1/20/82 TRB	QC SS-19	1/30/82 TRB	QC SS-19
12/30/81		1/21/82 TRB	QC SS-19	1/31/82 TRB	QC SS-19
12/31/81	TRB	1/22/82 TRB	QC SS-19	2/1/82 TRB	QC SS-19
1/1/82	TRB	1/23/82 TRB	QC SS-19	2/2/82 TRB	QC SS-19
1/13/82	TRB	1/24/82 TRB	QC SS-19	2/3/82 TRB	QC SS-19
1/14/82	TRB	1/26/82 TRB	QC SS-19	2/4/82 TRB	QC SS-19
1/15/82	TRB	1/27/82 TRB	QC SS-19	2/5/82 TRB	QC SS-19
1/16/82	TRB	1/28/82 TRB	QC SS-19	2/6/82 TRB	QC SS-19
1/17/82	TRB	1/29/82 TRB	QC SS-19	2/8/82 TRB	QC SS-19

CALIBRATION VERIFICATION

WORK ORDER: 75744

QUALITY CONTROL: *S. B. [Signature]*

TEST TECHNICIAN: *Antio R. [Signature]*

11/14/82

TEST: 300 start test

INSTRUMENT	ACCURACY LEVEL	SERIAL NUMBER	CALIBRATION DUE DATE	UTILIZED THIS TEST	QC INITIAL & STAMP
Multi - Amp	1% of F. S	545 S/N-120 20838	2-06-82		
Chart Recorder	Varies with Applicability	075507	3-04-82		
D. C. amplifier	Varies with Applicability	071322	3-04-82		
Freq. Dev. Counter	Varies with Applicability	075531	5-30-82		
RMS Level	Varies with Applicability	075889	3-08-82		
D. C. Amplifier	Varies with APPLICABILITY	071823	4-15-82		
D. C. Amplifier	Varies with Applicability	073338	4-15-82		
RMS Level	Varies with Applicability	new 014217 072205	changed 2-14-82 2-20-82 7/16-82		
Volts A. C.	3/4 %	S. S. #15	5-16-82		
A. C. Ampimeter	1/2 %	S. S. #245	1-13-82	← change act of cal. req.	QC SS-19
Volts D. C.	1/2 %	S. S. # 113	4-21-82		
Digital Multi-meter	0.1% of input	070814	4-05-82		
Hz Meter	.1 hertz	632 changed 607 1-28-82	2-4-82 2-11-82		TRF QC SS-19
K. W. Meter	1/2 %	416	3-08-82		
A.C. ampimeter	1/2 %	235	4-18-82	←	TRF QC SS-19
C.T.		80-C-97	5-13-82		QC SS-19
CT		80-C-98	5-13-82		QC SS-19
C.T.		78-C-56	5-13-82		QC SS-19
P.T.		71D 3821	4-19-82		QC SS-19
P.T.		3709503	4-19-82		QC SS-19
Freq. meter	.2 Hz.	618	4-21-82		
A.C. volts	1/4 %	2	6-11-82	used for during	2 load bank 100% load runs.
A.C. amps	3/4 %	242	2-11-82		

FORM QC203

changed 1-26-82
to 236

6-11-82

CALIBRATION VERIFICATION

WORK ORDER: 75744

QUALITY CONTROL: S.R.B.

TEST TECHNICIAN: Antonio R. White

TEST: 300 start test

INSTRUMENT	ACCURACY LEVEL	SERIAL NUMBER	CALIBRATION DUE DATE	UTILIZED THIS TEST	QC INITIAL & STAMP
Multi - Amp	1% of F. S	20838	2-06-82		
Chart Recorder	Varies with Applicability	075507	3-04-82	✓	QC SS-19
D. C. amplifier	Varies with Applicability	071822	3-04-82	✓	QC SS-19
Freq. Dev. Counter	Varies with Applicability	075531	5-30-82	✓	QC SS-19
RMS Level	Varies with Applicability	075889	3-08-82	✓	QC SS-19
D. C. Amplifier	Varies with Applicability	071823	4-15-82	✓	QC SS-19
D. C. Amplifier	Varies with Applicability	073338	4-15-82	✓	QC SS-19
RMS Level	Varies with Applicability	new/ 014224 072205	changed 2-24-82 2-20-82 7-16-82	✓	QC SS-19
Volts A. C.	3/4 %	S. S. #15	5-16-82	✓	QC SS-19
A. C. Ampimeter	1/2 %	S. S. #245	1-13-82	✓	QC SS-19
Volts D. C.	1/2 %	S. S. # 113	4-21-82		
Digital Multi-meter	0.1% of input	070314	4-05-82		
Hz Meter	.1 hertz	607	2-11-82	✓	QC SS-19
K. W. Meter	1/2 %	416	3-08-82	✓	QC SS-19
ENG "1					
oil "in" temp.		161	5-17-82	✓	QC SS-19
oil "out" temp.		168	5-17-82	✓	QC SS-19
water "out" temp.		167	5-17-82	✓	QC SS-19
water "in" temp.		162	5-17-82	✓	QC SS-19
oil "in" Temp	216 "2	165	5-17-82	✓	QC SS-19
oil "out" temp?		164	5-17-82	✓	QC SS-19
water "out" temp		166	5-17-82	✓	QC SS-19
water "in" temp		163	5-17-82	✓	QC SS-19

CALIBRATION VERIFICATION

TEST: Daily cal. ck.
300 start test

WORK ORDER: 75744

QUALITY CONTROL: SRB

TEST TECHNICIAN: 11/9/82

INSTRUMENT	ACCURACY LEVEL	SERIAL NUMBER	CALIBRATION DUE DATE	UTILIZED THIS TEST	QC INITIAL & STAMP
Multi - Amp	1% of F. S	545 S/N-110 20838	2-06-82		
Chart Recorder	Varies with Applicability	075507	3-04-82	✓	TRB
D. C. amplifier	Varies with Applicability	071822	3-04-82	✓	TRB
Freq. Dev. Counter	Varies with Applicability	075531	5-30-82	✓	TRB
RMS Level	Varies with Applicability	075889	3-08-82	✓	TRB
D. C. Amplifier	Varies with APPLICABILITY	071823	4-15-82	✓	TRB
D. C. Amplifier	Varies with Applicability	073338	4-15-82	✓	TRB
RMS Level	Varies with Applicability	new D14224 072205	change 2-24-82 2-20-82 7-108	✓	TRB
Volts A. C.	3/4 %	S. S. #15	5-16-82		
A. C. Ampimeter	1/2 %	S. S. #245	1-17-82		
Volts D. C.	1/2 %	S. S. # 113	4-21-82		
Digital Multi-meter	0.1% of input	070814	4-05-82		
Hz Meter	.1 hertz	607	2-11-82	✓	TRB
K. W. Meter	1/2 %	416	3-08-82		
1/9/82 TRB					
2/25/82 TRB					
2/26/82 TRB					
2/27/82 TRB					
2/28/82 TRB					
3/1/82 TRB					

SOLD TO ILLINOIS POWER CO.
ADDRESS 500 SOUTH 27TH STREET
DECATUR, ILLINOIS, 62525

CONT. NO. _____
MODEL NO. _____
SERIAL NO. _____
RATING 3869 KW, 4160 VOLT

SERVICE _____



OFFICIAL TEST RECORD

START AND LOAD ACCEPTANCE QUALIFICATION TEST
DAILY CHECK SHEET

JOB NO. 75744
METHOD NO. _____
DATE 12-29-81
TESTED BY Tony Williams
Oscar
CALC. BY _____
CHECKED BY Judy Ammons
GOV'T. INSP. _____

PRIOR TO THE INITIATION OF EACH DAYS START TEST SEQUENCE, THE FOLLOWING ITEMS WILL BE VERIFIED AS OPERATIONAL AND THE APPROPRIATE SPACE INITIALED BY THE TEST TECHNICIANS.

1. FUEL OIL PUMP TURNED ON TECH. INIT. lw
2. TURN ON D.C. POWER TECH. INIT. lw
3. TURN ON COOLING TOWER FANS TECH. INIT. lw
4. TURN ON JACKET WATER CIRCULATING PUMP TECH. INIT. lw
5. TURN ON AIR COMPRESSORS* TECH. INIT. lw
6. PLUG IN AND TURN ON BATTERY CHARGER TECH. INIT. lw
7. ASSURE CHART RECORDER IS ON AND WARM TECH. INIT. lw
8. TURN ON RAW WATER CIRCULATION PUMPS TECH. INIT. lw

* NO STARTS PERFORMED UNTIL STARTING AIR PRESSURE REACHES 250 PSI.

SOLD TO: ILLINOIS POWER CO.
 ADDRESS: 500 SOUTH 27TH STREET
 DECATUR, ILLINOIS 62525

CONT. NO. _____
 MODEL NO. _____
 SERIAL NO. 3869 KW, 4160 VOLT
 RATING _____

SERVICE _____



JOB NO. 75744

METHOD NO. _____
 DATE 12-29-81
 TESTED BY *John R. Williams*
 CALC. BY *Judy Warfield*
 CHECKED BY _____
 GOV'T. INSP. _____

OFFICIAL TEST RECORD

START AND LOAD ACCEPTANCE QUALIFICATION TEST

ST. NO.	START TIME		LOAD	VOLT	APP	P.F.	FREQ.	TIME OF DAY		AIR PRESS.	OIL PRESSURE PSI		AVC	WITNESSED BY
	TIME START	FROM RATED VOLT & FREQ						AT START	AT STOP		ENG. 1	ENG. 2		
1	7.8	14.4	1935	4160	1.34	1.0	60	12:07	12:12	181	100	90	60	<i>CC-55A9</i>
2	7.7	15.9	1935	4160	1.34	1.0	60	12:07	12:12	181	96	86	60	<i>CC-55A9</i>
3	7.7	11.8	1935	4160	1.34	1.0	60	12:07	12:12	181	96	86	64	<i>CC-55A9</i>
4	7.8	13.4	1935	4160	1.34	1.0	60	12:07	12:12	181	96	86	66	<i>CC-55A9</i>
5	7.8	12.1	1935	4160	1.34	1.0	60	12:07	12:12	181	96	86	68	<i>CC-55A9</i>
6	7.8	12.2	1935	4160	1.34	1.0	60	12:07	12:12	181	96	86	68	<i>CC-55A9</i>
7	7.8	13.2	1935	4160	1.34	1.0	60	12:07	12:12	181	96	86	68	<i>CC-55A9</i>
8	7.8	12.1	1935	4160	1.34	1.0	60	12:07	12:12	181	96	86	66	<i>CC-55A9</i>
9	7.8	12.1	1935	4160	1.34	1.0	60	12:07	12:12	181	96	86	66	<i>CC-55A9</i>
10	7.8	11.9	1935	4160	1.34	1.0	60	12:07	12:12	181	96	86	64	<i>CC-55A9</i>
11	7.8	11.6	1935	4160	1.34	1.0	60	12:07	12:12	181	96	86	63	<i>CC-55A9</i>
12	7.8	11.8	1935	4160	1.34	1.0	60	12:07	12:12	181	96	86	62	<i>CC-55A9</i>
13	7.8	11.05	1935	4160	1.34	1.0	60	12:07	12:12	181	107	90	51	<i>CC-55A9</i>
14	7.8	12.6	1935	4160	1.34	1.0	60	12:07	12:12	181	96	86	52	<i>CC-55A9</i>
15	7.8	11.0	1935	4160	1.34	1.0	60	12:07	12:12	181	96	86	52	<i>CC-55A9</i>
16	7.7	12.3	1935	4160	1.34	1.0	60	12:07	12:12	181	96	86	54	<i>CC-55A9</i>
17	7.7	11.7	1935	4160	1.34	1.0	60	12:07	12:12	181	96	86	54	<i>CC-55A9</i>
18	7.7	11.9	1935	4160	1.34	1.0	60	12:07	12:12	181	96	86	56	<i>CC-55A9</i>
19	7.65	11.45	1935	4160	1.34	1.0	60	12:07	12:12	181	96	86	55	<i>CC-55A9</i>
20	11.3	12.4	1935	4160	1.34	1.0	60	12:07	12:12	181	96	86	54	<i>CC-55A9</i>
21	9.4	11.1	1935	4160	1.34	1.0	60	12:07	12:12	181	96	86	53	<i>CC-55A9</i>
22	9.3	10.05	1935	4160	1.34	1.0	60	12:07	12:12	181	96	86	53	<i>CC-55A9</i>
23	9.6	11.6	1935	4160	1.34	1.0	60	12:07	12:12	181	96	86	62	<i>CC-55A9</i>

SHEET 1 OF

SCD TO
ADDRESS
500 SOUTH 27TH STREET
DECATUR, ILLINOIS 62525

CONT. NO.
MODEL NO.
SERIAL NO.
RATING
3869 KW, 4160 VOLT
SERVICE



OFFICIAL TEST RECORD

JOB NO. 75744
METHOD NO. 13-29-81
DATE 12-29-81
TESTED BY *Antis P. Williams*
CALC. BY *Judy Ward*
CHECKED BY
GOV'T. INSP.

START AND LOAD ACCEPTANCE QUALIFICATION TEST

START NO.	JACKET WATER TEMP.				LUBE OIL TEMP.				REMARKS
	ENGINE 1		ENGINE 2		ENGINE 1		ENGINE 2		
	IN	OUT	IN	OUT	IN	OUT	IN	OUT	
1	148	142	149	170	162	170	152	150	13-29-81
2	148	153	148	154	168	180	146	172	
3	148	153	148	154	168	179	146	172	
4	148	159	149	154	170	182	148	174	
5	148	159	149	154	172	182	147	174	
6	148	158	149	154	172	182	148	175	
7	148	158	149	154	172	182	148	175	
8	148	158	148	154	170	184	148	175	
9	148	158	149	154	170	184	148	175	
10	148	159	148	154	173	192	150	179	
11	148	158	147	154	172	187	147	174	
12	148	158	148	154	172	186	148	175	
13	148	158	148	154	171	185	148	175	
14	148	158	148	153	157	165	140	162	
15	148	158	148	154	170	181	147	173	
16	148	158	148	154	170	189	146	174	
17	148	158	148	154	170	182	148	175	
18	148	158	148	154	170	182	147	175	
19	148	158	148	154	170	184	148	175	
20	148	159	148	154	176	193	149	175	
21	148	158	148	154	170	185	147	173	
22	148	158	148	154	170	184	147	174	
This is a duplicate of the previous page.									
The data on this page is for the 13-30-81.									
The data on this page is for the 13-30-81.									
The data on this page is for the 13-30-81.									
The data on this page is for the 13-30-81.									
The data on this page is for the 13-30-81.									
The data on this page is for the 13-30-81.									
The data on this page is for the 13-30-81.									
The data on this page is for the 13-30-81.									
The data on this page is for the 13-30-81.									
The data on this page is for the 13-30-81.									
The data on this page is for the 13-30-81.									
The data on this page is for the 13-30-81.									
The data on this page is for the 13-30-81.									
The data on this page is for the 13-30-81.									
The data on this page is for the 13-30-81.									
The data on this page is for the 13-30-81.									
The data on this page is for the 13-30-81.									
The data on this page is for the 13-30-81.									
The data on this page is for the 13-30-81.									
The data on this page is for the 13-30-81.									
The data on this page is for the 13-30-81.									
The data on this page is for the 13-30-81.									
The data on this page is for the 13-30-81.									
The data on this page is for the 13-30-81.									
The data on this page is for the 13-30-81.									
The data on this page is for the 13-30-81.									
The data on this page is for the 13-30-81.									
The data on this page is for the 13-30-81.									
The data on this page is for the 13-30-81.									
The data on this page is for the 13-30-81.									
The data on this page is for the 13-30-81.									
The data on this page is for the 13-30-81.									
The data on this page is for the 13-30-81.									
The data on this page is for the 13-30-81.									
The data on this page is for the 13-30-81.									
The data on this page is for the 13-30-81.									
The data on this page is for the 13-30-81.									
The data on this page is for the 13-30-81.									
The data on this page is for the 13-30-81.									
The data on this page is for the 13-30-81.									
The data on this page is for the 13-30-81.									
The data on this page is for the 13-30-81.									
The data on this page is for the 13-30-81.									
The data on this page is for the 13-30-81.									
The data on this page is for the 13-30-81.									
The data on this page is for the 13-30-81.									
The data on this page is for the 13-30-81.									
The data on this page is for the 13-30-81.									
The data on this page is for the 13-30-81.									
The data on this page is for the 13-30-81.									
The data on this page is for the 13-30-81.									
The data on this page is for the 13-30-81.									
The data on this page is for the 13-30-81.									
The data on this page is for the 13-30-81.									
The data on this page is for the 13-30-81.									
The data on this page is for the 13-30-81.									
The data on this page is for the 13-30-81.									
The data on this page is for the 13-30-81.									
The data on this page is for the 13-30-81.									
The data on this page is for the 13-30-81.									
The data on this page is for the 13-30-81.									
The data on this page is for the 13-30-81.									
The data on this page is for the 13-30-81.									
The data on this page is for the 13-30-81.									
The data on this page is for the 13-30-81.									
The data on this page is for the 13-30-81.									
The data on this page is for the 13-30-81.									
The data on this page is for the 13-30-81.									
The data on this page is for the 13-30-81.									
The data on this page is for the 13-30-81.									
The data on this page is for the 13-30-81.									
The data on this page is for the 13-30-81.									
The data on this page is for the 13-30-81.									
The data on this page is for the 13-30-81.									
The data on this page is for the 13-30-81.									
The data on this page is for the 13-30-81.									
The data on this page is for the 13-30-81.									
The data on this page is for the 13-30-81.									
The data on this page is for the 13-30-81.									
The data on this page is for the 13-30-81.									
The data on this page is for the 13-30-81.									
The data on this page is for the 13-30-81.									
The data on this page is for the 13-30-81.									
The data on this page is for the 13-30-81.									
The data on this page is for the 13-30-81.									
The data on this page is for the 13-30-81.									
The data on this page is for the 13-30-81.									
The data on this page is for the 13-30-81.									
The data on this page is for the 13-30-81.									
The data on this page is for the 13-30-81.									
The data on this page is for the 13-30-81.									
The data on this page is for the 13-30-81.									
The data on this page is for the 13-30-81.									
The data on this page is for the 13-30-81.									
The data on this page is for the 13-30-81.									
The data on this page is for the 13-30-81.									
The data on this page is for the 13-30-81.									
The data on this page is for the 13-30-81.									
The data on this page is for the 13-30-81.									
The data on this page is for the 13-30-81.									
The data on this page is for the 13-30-81.									
The data on this page is for the 13-30-81.									
The data on this page is for the 13-30-81.									
The data on this page is for the 13-30-81.									
The data on this page is for the 13-30-81.									
The data on this page is for the 13-30-81.									
The data on this page is for the 13-30-81.									
The data on this page is for the 13-30-81.									
The data on this page is for the 13-30-81.									
The data on this page is for the 13-30-81.									
The data on this page is for the 13-30-81.									
The data on this page is for the 13-30-81.									
The data on this page is for the 13-30-81.									
The data on this page is for the 13-30-81.									
The data on this page is for the 13-30-81.									
The data on this page is for the 13-30-81.									
The data on this page is for the 13-30-81.									
The data on this page is for the 13-30-81.									
The data on this page is for the 13-30-81.									
The data on this page is for the 13-30-81.									
The data on this page is for the 13-30-81.									
The data on this page is for the 13-30-81.									
The data on this page is for the 13-30-81.									
The data on this page is for the 13-30-81.									
The data on this page is for the 13-30-81.									
The data on this page is for the 13-30-81.									
The data on this page is for the 13-30-81.									
The data on this page is for the 13-30-81.									
The data on this page is for the 13-30-81.									
The data on this page is for the 13-30-81.									
The data on this page is for the 13-30-81.									
The data on this page is for the 13-30-81.									
The data on this page is for the 13-30-81.									
The data on this page is for the 13-30-81.									
The data on this page is for the 13-30-81.									
The data on this page is for the 13-30-81.									
The data on this page is for the 13-30-81.									
The data on this page is for the 13-30-81.									
The data on this page is for the 13-30-81.									
The data on this page is for the 13-30-81.									

W. O. NO. 75744

TEST TITLE: Start and Load Acceptance Qualification Test - Air Start Motor Refurbishment

PROCEDURE: Engine #1 (12 cyl)

DATE: 1-12-81

#1 STARTER S/N: 0991 STARTS MADE ON THIS UNIT: 30

PARTS REPLACED: 0995

#2 STARTER S/N: 0992 STARTS MADE ON THIS UNIT: 30

PARTS REPLACED: 0994

#3 STARTER S/N: 0996 START MADE ON THIS UNIT: ~~20~~ 30

PARTS REPLACED: 0993

#4 STARTER S/N: _____ START MADE ON THIS UNIT: 20

PARTS REPLACED: _____

ADDITIONAL COMMENTS: old starter was used for for
starts thru 22. Made 8 test starts.

TECHNICIANS SIGNATURE: Steve McWilliams DATE: 1-13-81

W. O. NO. 75744

TEST TITLE: Start and Load Acceptance Qualification Test - Air Start Motor Refurbishment

PROCEDURE: Engine # 2 (16cyl)

DATE: 1-12-82

#1 STARTER S/N: 0995 1004 STARTS MADE ON THIS UNIT: 30
PARTS REPLACED: 1002

#2 STARTER S/N: 0994 1003 STARTS MADE ON THIS UNIT: 30
PARTS REPLACED: 1000

#3 STARTER S/N: 0993 0999 START MADE ON THIS UNIT: 30
PARTS REPLACED: 0997

#4 STARTER S/N: _____ START MADE ON THIS UNIT: _____
PARTS REPLACED: _____

.....
ADDITIONAL COMMENTS: old starter was used for
start thru 22. Made 8 test starts

TECHNICIANS SIGNATURE: Eric R. Williams DATE: 1-13-82

SOLD TO ILLINOIS POWER CO.
ADDRESS 500 SOUTH 27TH STREET
DECATUR, ILLINOIS, 62525
CONT. NO.
MODEL NO.
SERIAL NO.
RATING 3869 KW, 4160 VOLT
SERVICE



OFFICIAL TEST RECORD

JOB NO. 75744
METHOD NO.
DATE 12-30-81
TESTED BY *Samuel B. Williams*
John F. Fuchs
CALC. BY
CHECKED BY *Judy L. Jones*
GOV'T. INSP.

START AND LOAD ACCEPTANCE QUALIFICATION TEST DAILY CHECK SHEET

PRIOR TO THE INITIATION OF EACH DAYS START TEST SEQUENCE, THE FOLLOWING ITEMS WILL BE VERIFIED AS OPERATIONAL AND THE APPROPRIATE SPACE INITIALED BY THE TEST TECHNICIANS.

1. FUEL OIL PUMP TURNED ON TECH. INIT. *lw*
2. TURN ON D.C. POWER TECH. INIT. *lw*
3. TURN ON COOLING TOWER FANS TECH. INIT. *lw*
4. TURN ON JACKET WATER CIRCULATING PUMP TECH. INIT. *lw*
5. TURN ON AIR COMPRESSORS* TECH. INIT. *lw*
6. PLUG IN AND TURN ON BATTERY CHARGER TECH. INIT. *lw*
7. ASSURE CHART RECORDER IS ON AND WARM TECH. INIT. *lw*
8. TURN ON RAW WATER CIRCULATION PUMPS TECH. INIT. *lw*

* NO STARTS PERFORMED UNTIL STARTING AIR PRESSURE REACHES 250 PSI.

SOLD TO ILLINOIS POWER CO.
ADDRESS 500 SOUTH 27TH STREET
DECATUR, ILLINOIS, 62525
CONT. NO. _____
MODEL NO. _____
SERIAL NO. _____
RATING 3869 KW, 4160 VOLT
SERVICE _____



OFFICIAL TEST RECORD

START AND LOAD ACCEPTANCE QUALIFICATION TEST
DAILY CHECK SHEET

JOB NO. 75744
METHOD NO. _____
DATE 1-14-82
TESTED BY Louis R. Williams
CALC. BY _____
CHECKED BY _____
GOV'T. INSP. _____

PRIOR TO THE INITIATION OF EACH DAYS START TEST SEQUENCE, THE FOLLOWING ITEMS WILL BE VERIFIED AS OPERATIONAL AND THE APPROPRIATE SPACE INITIALED BY THE TEST TECHNICIANS.

1. FUEL OIL PUMP TURNED ON TECH. INIT. lu
2. TURN ON D.C. POWER TECH. INIT. lu
3. TURN ON COOLING TOWER FANS TECH. INIT. lu
4. TURN ON JACKET WATER CIRCULATING PUMP TECH. INIT. lu
5. TURN ON AIR COMPRESSORS* TECH. INIT. lu
6. PLUG IN AND TURN ON BATTERY CHARGER TECH. INIT. lu
7. ASSURE CHART RECORDER IS ON AND WARM TECH. INIT. lu
8. TURN ON RAW WATER CIRCULATION PUMPS TECH. INIT. lu

* NO STARTS PERFORMED UNTIL STARTING AIR PRESSURE REACHES 250 PSI.



OFFICIAL TEST RECORD

START NO.	START TIME		LOAD	VOLT	AMP	P.F.	FREQ.	TIME OF DAY		AIR PRESS.	OIL PRESSURE PSI		AVG AMB	WITNESSED BY
	FROM START TO RATED	FROM RATED VOLT & FREQ.						AT START	AT STOP		ENG. 1	ENG. 2		
	VOLT & FREQ.	TO LOAD												
53			KW	11.7	1300	90	Hz.			179			49	
53	9.4	11.2	1035	4160	1.34	1.0	60	10:33	10:38	180	94	87	41	
24	9.4	11.7	1035	4160	1.34	1.0	60	11:14		178			42	
24	9.4	11.7	1935	4160	1.34	1.0	60	11:14	11:25	180	87	87	44	

FIR-75744-1

SOLD TO ILLINOIS POWER CO.
 ADDRESS 500 SOUTH 27TH STREET
 DECATUR, ILLINOIS 62525

CONT. NO. _____
 MODEL NO. _____
 SERIAL NO. 3869 KW, 4160 VOLT
 RATING _____
 SERVICE _____



JOB NO. 75744
 METHOD NO. 1-14-ED
 DATE 1-14-ED
 TESTED BY J. R. Williams
 CALC. BY J. R. Williams
 CHECKED BY J. R. Williams
 GOV'T. INSP. _____

OFFICIAL TEST RECORD

START AND LOAD ACCEPTANCE QUALIFICATION TEST

START NO.	START TIME		LOAD	VOLT	AMP	P.F.	FREQ.	TIME OF DAY		AIR PRESS.	OIL PRESSURE		AVG AIR	MINUSSE B?
	FROM RATED TO RATED	FROM RATED TO RATED						AT START	AT STOP		ENG. 1	ENG. 2		
23	9.5	11.5	1935	4160	1.34	1.0	60	12:44	12:48	174	93	87	52	CC (SS-19)
24	9.5	11.2	1935	4160	1.34	1.0	60	13:20	13:42	178	93	82	54	CC (SS-19)
25	9.6	11.8	1935	4160	1.34	1.0	60	14:04	14:24	180	95	65	54	CC (SS-19)
26	9.8	12.2	1935	4160	1.34	1.0	60	14:41	14:41	173			51	CC (SS-19)
27	9.8	11.75	1935	4160	1.34	1.0	60	15:01	15:01	174	95	87	47	CC (SS-19)
28	9.8	11.75	1935	4160	1.34	1.0	60	15:35	15:46	179	91	87	52	CC (SS-19)
29	9.8	11.9	1935	4160	1.34	1.0	60	16:23	16:33	176	73	87	58	CC (SS-19)
30	11.0	14.8	1935	4160	1.34	1.0	60	17:08	17:12	179	92	87	59	CC (SS-19)
31								17:24	17:24	176	87	86	60	CC (SS-19)
32													62	CC (SS-19)
33														CC (SS-19)
34														CC (SS-19)
35														CC (SS-19)
36														CC (SS-19)
37														CC (SS-19)
38														CC (SS-19)
39														CC (SS-19)
40														CC (SS-19)
41														CC (SS-19)
42														CC (SS-19)
43														CC (SS-19)
44														CC (SS-19)
45														CC (SS-19)
46														CC (SS-19)
47														CC (SS-19)
48														CC (SS-19)
49														CC (SS-19)
50														CC (SS-19)
51														CC (SS-19)
52														CC (SS-19)
53														CC (SS-19)
54														CC (SS-19)
55														CC (SS-19)
56														CC (SS-19)
57														CC (SS-19)
58														CC (SS-19)
59														CC (SS-19)
60														CC (SS-19)
61														CC (SS-19)
62														CC (SS-19)
63														CC (SS-19)
64														CC (SS-19)
65														CC (SS-19)
66														CC (SS-19)
67														CC (SS-19)
68														CC (SS-19)
69														CC (SS-19)
70														CC (SS-19)
71														CC (SS-19)
72														CC (SS-19)
73														CC (SS-19)
74														CC (SS-19)
75														CC (SS-19)
76														CC (SS-19)
77														CC (SS-19)
78														CC (SS-19)
79														CC (SS-19)
80														CC (SS-19)
81														CC (SS-19)
82														CC (SS-19)
83														CC (SS-19)
84														CC (SS-19)
85														CC (SS-19)
86														CC (SS-19)
87														CC (SS-19)
88														CC (SS-19)
89														CC (SS-19)
90														CC (SS-19)
91														CC (SS-19)
92														CC (SS-19)
93														CC (SS-19)
94														CC (SS-19)
95														CC (SS-19)
96														CC (SS-19)
97														CC (SS-19)
98														CC (SS-19)
99														CC (SS-19)
100														CC (SS-19)

SOLD TO: ILLINOIS POWER CO.
 ADDRESS: 500 SOUTH 27TH STREET
 DECATUR, ILLINOIS 62525
 CONT. NO. _____
 MODEL NO. _____
 SERIAL NO. _____
 RATING: 3869 KW, 4160 VOLT
 SERVICE _____



JOB NO. 75744
 METHOD NO. _____
 DATE 1-11-82
 TESTED BY Lantis R. Williams
 CALC. BY _____
 CHECKED BY Judy Warfield
 GOV'T. INSP. _____

OFFICIAL TEST RECORD

START AND LOAD ACCEPTANCE QUALIFICATION TEST

START NO.	JACKET WATER TEMP.				LUBE OIL TEMP.				REMARKS
	ENGINE 1		ENGINE 2		ENGINE 1		ENGINE 2		
	IN	OUT	IN	OUT	IN	OUT	IN	OUT	
23		130		125		133		135	
23	149	159	149	154	149	181	149	176	
24		125		130		134		136	
24	152	162	172	179	179	185	188	188	
25		130		115		135		119	
25	150	166	190	196	184	214	189	207	217. Having problems with cooling tower No. 2's
26	130	115	135			125		131	Three attempts on start 26.
26	130		126			128	126	133	1. forgot to turn chart on.
									2. Main fuel pump turned off.
									3. Voltage regulator turned off.
26	133		115			133		116	
26	130		133			132		132	
26	149	159	144	181	170	184	148	151	
27	124		133			128		125	
27	149	158	150	154	170	185	149	176	
28	130		131			131		132	
28	149	159	144	154	170	184	149	176	
29	130		128			131		131	
29	149	159	149	154	170	184	149	176	
30		150	147			181		165	
30	149	154	150	156	179	194	150	179	1-15-82

SOLD TO ILLINOIS POWER CO.
ADDRESS 500 SOUTH 27TH STREET
DECATUR, ILLINOIS, 62525
CONT. NO.
MODEL NO.
SERIAL NO.
RATING 3869 KW, 4160 VOLT
SERVICE



OFFICIAL TEST RECORD

START AND LOAD ACCEPTANCE QUALIFICATION TEST
DAILY CHECK SHEET

JOB NO. 75744
METHOD NO.
DATE 1-19-82
TESTED BY Santos R. Williams
CALC. BY
CHECKED BY Judy Washfield
GOV'T. INSP.

PRIOR TO THE INITIATION OF EACH DAYS START TEST SEQUENCE, THE FOLLOWING ITEMS WILL BE VERIFIED AS OPERATIONAL AND THE APPROPRIATE SPACE INITIALED BY THE TEST TECHNICIANS.

1. FUEL OIL PUMP TURNED ON TECH. INIT. in
2. TURN ON D.C. POWER TECH. INIT. in
3. TURN ON COOLING TOWER FANS TECH. INIT. in
4. TURN ON JACKET WATER CIRCULATING PUMP TECH. INIT. in
5. TURN ON AIR COMPRESSORS* TECH. INIT. in
6. PLUG IN AND TURN ON BATTERY CHARGER TECH. INIT. in
7. ASSURE CHART RECORDER IS ON AND WARM TECH. INIT. in
8. TURN ON RAW WATER CIRCULATION PUMPS TECH. INIT. in

* NO STARTS PERFORMED UNTIL STARTING AIR PRESSURE REACHES 250 PSI.

SOLD TO ILLINOIS POWER CO.
 ADDRESS 500 SOUTH 27TH STREET
DECATUR, ILLINOIS 62525
 CONT. NO. _____
 MODEL NO. _____
 SERIAL NO. _____
 RATING 3869 KW, 4160 VOLT
 SERVICE _____



JOB NO. 75744
 METHOD NO. _____
 DATE 1-19-52
 TESTED BY James H. Williams
John H. Hunsicker
 CALC. BY _____
 CHECKED BY Judy Hargfield
 GOV'T. INSP. _____

OFFICIAL TEST RECORD

START AND LOAD ACCEPTANCE QUALIFICATION TEST

START NO.	JACKET WATER TEMP.				LUBE OIL TEMP.				REMARKS
	ENGINE 1		ENGINE 2		ENGINE 1		ENGINE 2		
	IN	OUT	IN	OUT	IN	OUT	IN	OUT	
30	140		151			189		180	
30	149	154	154	164	178	185	157	184	
31	132		134		123	133		131	STARTED OVER AT THIS POINT
31	148	158	150	155	172	185	150	176	
32	132	152	132			135		131	
32	152	159	150	155	173	180	149	177	
33	150	152	130	152		135		130	
33	150	159	150	154	170	186	148	175	
34	117	274	127			185		131	
34	149	159	149	154	166	180	147	171	
35	126		131			134		135	
35	173	159	149	154	169	182	148	175	
36	127		131			134		134	
36	149	158	149	154	169	183	147	174	
37	120		132			132		134	
37	149	158	149	154	169	183	147	174	
38	121		132			133		135	
38	150	158	149	154	172	183	147	175	
39	120		130			135		132	
39	149	159	150	154	170	182	149	176	
40	149		148	1		178		156	
40	149	150	150	154	174	190	150	177	Not last failure time not able to determine at this time
									FAILURE CAUSED BY INSUFFICIENT AIR FLOW
									Both determined

W. O. NO. 75744

TEST TITLE: Start and Load Acceptance Qualification Test - Air Start Motor Refurbishment

PROCEDURE: 12 Cyl.

DATE: 1-20-82

#1 STARTER S/N: 0997 STARTS MADE ON THIS UNIT: 30

PARTS REPLACED: 0999

#2 STARTER S/N: 0994 STARTS MADE ON THIS UNIT: 30

PARTS REPLACED: 1004

#3 STARTER S/N: 0998 START MADE ON THIS UNIT: 30

PARTS REPLACED: 0996

#4 STARTER S/N: _____ START MADE ON THIS UNIT: _____

PARTS REPLACED: _____

.....
ADDITIONAL COMMENTS: _____

TECHNICIAN'S SIGNATURE: Justin P. Miller DATE: 1-20-82

W. O. NO. 75744

TEST TITLE: Start and Load Acceptance Qualification Test - Air Start Motor Refurbishment

PROCEDURE: 16 cyl.

DATE: 1-20-82

#1 STARTER S/N: 0995 STARTS MADE ON THIS UNIT: 30

PARTS REPLACED: 0997

#2 STARTER S/N: 0994 STARTS MADE ON THIS UNIT: 30

PARTS REPLACED: 0992

#3 STARTER S/N: 0993 START MADE ON THIS UNIT: 30

PARTS REPLACED: 0996

#4 STARTER S/N: _____ START MADE ON THIS UNIT: _____

PARTS REPLACED: _____

.....
ADDITIONAL COMMENTS: _____

TECHNICIANS SIGNATURE: Yantis R. Wilkins DATE: 1-20-82

SOLD TO ILLINOIS POWER CO.
ADDRESS 500 SOUTH 27TH STREET
DECATUR, ILLINOIS, 62525

CONT. NO. _____
MODEL NO. _____
SERIAL NO. _____
RATING 3869 KW, 4160 VOLT
SERVICE _____



OFFICIAL TEST RECORD

START AND LOAD ACCEPTANCE QUALIFICATION TEST
DAILY CHECK SHEET

JOB NO 75744
METHOD NO. _____
DATE 1-20-82
TESTED BY *Samuel Williams*
CALC. BY *Judy Hargfield*
CHECKED BY *Judy Hargfield*
GOV'T. INSP. _____

PRIOR TO THE INITIATION OF EACH DAYS START TEST SEQUENCE, THE FOLLOWING ITEMS WILL BE VERIFIED AS OPERATIONAL AND THE APPROPRIATE SPACE INITIALED BY THE TEST TECHNICIANS.

1. FUEL OIL PUMP TURNED ON TECH. INIT. *lw*
2. TURN ON D.C. POWER TECH. INIT. *lw*
3. TURN ON COOLING TOWER FANS TECH. INIT. *lw*
4. TURN ON JACKET WATER CIRCULATING PUMP TECH. INIT. *lw*
5. TURN ON AIR COMPRESSORS* TECH. INIT. *lw*
6. PLUG IN AND TURN ON BATTERY CHARGER TECH. INIT. *lw*
7. ASSURE CHART RECORDER IS ON AND WARM TECH. INIT. *lw*
8. TURN ON RAW WATER CIRCULATION PUMPS TECH. INIT. *lw*

* NO STARTS PERFORMED UNTIL STARTING AIR PRESSURE REACHES 250 PSI.

SOLD TO ILLINOIS POWER CO.
ADDRESS 500 SOUTH 27TH STREET
DECATUR, ILLINOIS, 62525
CONT. NO.
MODEL NO.
SERIAL NO.
RATING 3869 KW, 4160 VOLT
SERVICE



OFFICIAL TEST RECORD

START AND LOAD ACCEPTANCE QUALIFICATION TEST
DAILY CHECK SHEET

JOB NO. 75744
METHOD NO.
DATE 7-27-82
TESTED BY *Donald R. Williams*
C. S. S. S.
CALC. BY
CHECKED BY *Judy W. H. H.*
GOV'T. INSP.

PRIOR TO THE INITIATION OF EACH DAYS START TEST SEQUENCE, THE FOLLOWING ITEMS WILL BE VERIFIED AS OPERATIONAL AND THE APPROPRIATE SPACE INITIALED BY THE TEST TECHNICIANS.

1. FUEL OIL PUMP TURNED ON TECH. INIT. *hw*
2. TURN ON D.C. POWER TECH. INIT. *hw*
3. TURN ON COOLING TOWER FANS TECH. INIT. *hw*
4. TURN ON JACKET WATER CIRCULATING PUMP TECH. INIT. *hw*
5. TURN ON AIR COMPRESSORS* TECH. INIT. *hw*
6. PLUG IN AND TURN ON BATTERY CHARGER TECH. INIT. *hw*
7. ASSURE CHART RECORDER IS ON AND WARM TECH. INIT. *hw*
8. TURN ON RAW WATER CIRCULATION PUMPS TECH. INIT. *hw*

* NO STARTS PERFORMED UNTIL STARTING AIR PRESSURE REACHES 250 PSI.

SOLD TO ILLINOIS POWER CO.
 ADDRESS 500 SOUTH 27TH STREET
 DECATUR, ILLINOIS 62525

CONT. NO. _____
 MODEL NO. _____
 SERIAL NO. 3869 KW, 4160 VOLT
 RATING _____
 SERVICE _____



JOB NO. 75744
 METHOD NO. _____
 DATE 1-20-52-1-31-52
 TESTED BY *John H. H. H.*
 CALC. BY _____
 CHECKED BY *Judy H. H.*
 GOVT. INSP. _____

OFFICIAL TEST RECORD

START AND LOAD ACCEPTANCE QUALIFICATION TEST

START NO.	START TIME		LOAD	VOLT	AMP	P.F.	FREQ.	TIME OF DAY		AIR PRESS.	OIL PRESSURE		AVG AMB	WITNESSED BY
	FROM RATED VOLT & FREQ.	TO						START	STOP		ENG. 1	ENG. 2		
10	8.45	11.15	1935	4160	1.34	1.0	60	14:05	14:25	181	87	86	77	911
10	8.45	11.16	1935	4160	1.34	1.0	60	14:25	14:45	181	87	86	77	911
11	9.4	11.8	1935	4160	1.34	1.0	60	15:07	15:17	181	90	86	77	911
12	9.4	11.3	1935	4160	1.34	1.0	60	15:52	16:02	181	91	86	77	911
13	9.43	11.45	1935	4160	1.34	1.0	60	16:42	16:52	181	93	86	77	911
14	9.4	11.0	1935	4160	1.34	1.0	60	17:30	17:40	181	90	87	77	911
15	8.45	11.15	1935	4160	1.34	1.0	60	17:25	17:35	178	104	89	70	911
16	9.35	10.85	1935	4160	1.34	1.0	60	18:06	18:16	181	94	87	70	911
17	9.35	11.15	1935	4160	1.34	1.0	60	18:52	19:02	176	93	87	71	911

SOLD TO: ILLINOIS POWER CO.
 ADDRESS: 500 SOUTH 27TH STREET
 DECATUR, ILLINOIS 62525
 CONT. NO. _____
 MODEL NO. _____
 SERIAL NO. _____
 RATING: 3869 KW, 4160 VOLT
 SERVICE: _____



JOB NO. 75744
 METHOD NO. _____
 DATE 1-28-52
 TESTED BY *George R. Williams*
Robert L. Hagan
 CALC. BY *John W. Hagan*
 CHECKED BY _____
 GOV'T. INSP. _____

OFFICIAL TEST RECORD

START AND LOAD ACCEPTANCE QUALIFICATION TEST

START NO.	JACKET WATER TEMP.				LUBE OIL TEMP.				REMARKS
	ENGINE 1		ENGINE 2		ENGINE 1		ENGINE 2		
	IN	OUT	IN	OUT	IN	OUT	IN	OUT	
10	150		149		185		175		
10	152	164	150	155	174	174	152	179	
11	130		135		135		132		
11	152	163	150	155	175	189	150	178	
12	130		135		135		135		
12	152	164	150	154	174	189	150	178	
13	130		135		135		132		
13	152	164	150	155	174	188	150	178	
14	130		135		135		133		
14	152	160	150	154	174	189	149	177	
15	116		115		117		116		
15	150	158	149	154	160	168	144	167	
16	132		135		135		132		
16	150	160	150	154	170	181	149	174	
17	126		135		134		132		
17	150	164	150	155	170	184	150	176	

SOLD TO ILLINOIS POWER CO.
 ADDRESS 500 SOUTH 27TH STREET
 DECATUR, ILLINOIS 62525
 CONT. NO. _____
 MODEL NO. _____
 SERIAL NO. _____
 RATING 3869 KW, 4160 VOLT
 SERVICE _____



JOB NO. 75744
 METHOD NO. _____
 DATE 1-24-82
 TESTED BY *John H. Williams*
 CALC. BY *John H. Williams*
 CHECKED BY *John H. Williams*
 GOV'T. INSP. _____

OFFICIAL TEST RECORD

START AND LOAD ACCEPTANCE QUALIFICATION TEST

START NO.	START TIME		LOAD	VOLT	AMP	P.F.	FREQ. HZ.	TIME OF DAY		AIR PRESS. PSI	OIL PRESSURE PSI		AVG AMB OF	WITNESSED BY
	FROM START TO RATED VOLT & FREQ.	FROM RATED VOLT & FREQ. TO LOAD						AT START	AT STOP		ENG. 1	ENG. 2		
18	9.35	10.95	1453	4160	1.34	1.0	60	9:35	9:46	181	91	88	73	926 (OC) 55-10
19	9.35	10.97	1435	4160	1.34	1.0	60	10:01	10:31	182	92	86	74	926 (OC) 55-10
20	9.35	10.97	1435	4160	1.34	1.0	60	10:31	10:46	181	92	86	74	926 (OC) 55-10
21	9.35	10.95	1435	4160	1.34	1.0	60	10:46	11:31	181	90	86	76	926 (OC) 55-10
22	9.35	10.95	1435	4160	1.34	1.0	60	11:31	12:01	181	91	87	77	926 (OC) 55-10
23	9.35	10.95	1435	4160	1.34	1.0	60	12:01	12:31	181	93	87	80	926 (OC) 55-10
24	9.35	11.1	1435	4160	1.34	1.0	60	12:31	13:01	181	92	87	79	926 (OC) 55-10
25	9.35	10.65	3969	4160	2.69	1.0	60	13:01	14:46	181	73	79	77	926 (OC) 55-10
26	9.75	12.05	1935	4160	2.69	1.0	60	14:46	17:48	181	90	86	74	926 (OC) 55-10

SOLD TO ILLINOIS POWER CO.
 ADDRESS 500 SOUTH 27TH STREET
 DECATUR, ILLINOIS 62525
 CONT. NO. _____
 MODEL NO. _____
 SERIAL NO. _____
 RATING 3869 KW, 4160 VOLT
 SERVICE _____



JOB NO. 75744

METHOD NO. _____
 DATE 1-24-83
 TESTED BY *Robert B. Williams*
 CALC. BY *John Schaefer*
 CHECKED BY *John W. Hargrave*
 GOV'T. INSP. _____

OFFICIAL TEST RECORD

START AND LOAD ACCEPTANCE QUALIFICATION TEST

STAND NO.	JACKET WATER TEMP.				LUBE OIL TEMP.				REMARKS
	ENGINE 1		ENGINE 2		ENGINE 1		ENGINE 2		
	IN	OUT	IN	OUT	IN	OUT	IN	OUT	
18	128				135			134	
18	151	164		155	174	189	150	178	
19	127				135			133	
19	151	163		155	173	188	150	178	
20	130				184			170	HOT START
20	152	164		155	180	196	152	180	
21	130				135			134	
21	151	164		155	175	189	150	178	
22	126				135			131	
22	151	164		155	173	188	150	178	
23	135				135			135	
23	151	163		155	172	186	130	178	
24	121				134			128	
24	150	167		155	172	185	150	176	
25	125				132			131	
25	153	169		166	197	200	163	197	Hot One hour load run.
26	126				123			128	
26	149	160		157	175	190	150	178	
SHEET OF									

QUALITY CONTROL REPORT

DATE

01-22-52

SUBJECT 2ND START TEST		PROJECT Review test Results	
NO. 75744		VENDOR	
LOCATION TEST LINE		CONTACT Rich Stevens	
DRAWING NO.		REV.	CONTROL NO.
EFFICIENCY SHEET NO.		NONCONFORMANCE REPORT NO.	
INSPECTION STATUS		TAGS ATTACHED	
IN PROCESS		REJECT TAG NO.	
PRE-TEST ELECTRICAL		OTHER IEEE 387-1977	
S & S Q.C. PROCEDURE		REV.	REV.

INDICATE WHICH DIMENSIONS WERE CHECKED, IF ANY

REVIEWED STARTS 10 THROUGH 26.

1. ALL WATER & LUBE OIL TEMP ARE WITHIN THE PARAMETERS SPECIFIED BY TEST PROCEDURES AND IEEE-387 & REG GUIDE 19 REU2

2. START TIMES ARE EXCELLENT - LOW 8.95 High 9.75.

3. TO DATE 26 VALID STARTS 1 UNDERMINED FAILURE.

15

AT

SIGNATURE Rich Stevens	TITLE QA Supervisor	PAGE 1 OF 1
---------------------------	------------------------	-------------

SOLD TO ILLINOIS POWER CO.
ADDRESS 500 SOUTH 27TH STREET
DECATUR, ILLINOIS, 62525
CONT. NO. _____
MODEL NO. _____
SERIAL NO. _____
RATING 3859 KW, 4160 VOLT
SERVICE _____



OFFICIAL TEST RECORD

START AND LOAD ACCEPTANCE QUALIFICATION TEST
DAILY CHECK SHEET

JOB NO. 75744
METHOD NO. _____
DATE 1-22-82
TESTED BY *Leotis B. Williams*
CALC. BY _____
CHECKED BY _____
GOV'T. INSP. _____

PRIOR TO THE INITIATION OF EACH DAYS START TEST SEQUENCE, THE FOLLOWING ITEMS WILL BE VERIFIED AS OPERATIONAL AND THE APPROPRIATE SPACE INITIALED BY THE TEST TECHNICIANS.

- | | | |
|--|-------------|----------|
| 1. FUEL OIL PUMP TURNED ON | TECH. INIT. | <i>W</i> |
| 2. TURN ON D.C. POWER | TECH. INIT. | <i>W</i> |
| 3. TURN ON COOLING TOWER FANS | TECH. INIT. | <i>W</i> |
| 4. TURN ON JACKET WATER CIRCULATING PUMP | TECH. INIT. | <i>W</i> |
| 5. TURN ON AIR COMPRESSORS* | TECH. INIT. | <i>W</i> |
| 6. PLUG IN AND TURN ON BATTERY CHARGER | TECH. INIT. | <i>W</i> |
| 7. ASSURE CHART RECORDER IS ON AND WARM | TECH. INIT. | <i>W</i> |
| 8. TURN ON RAW WATER CIRCULATION PUMPS | TECH. INIT. | <i>W</i> |

* NO STARTS PERFORMED UNTIL STARTING AIR PRESSURE REACHES 250 PSI.

SOLD TO ILLINOIS POWER CO.
 ADDRESS 500 SOUTH 27TH STREET
 DECATUR, ILLINOIS 62525
 CONT. NO. _____
 MODEL NO. _____
 SERIAL NO. 3869 KW, 4160 VOLT
 RATING _____
 SERVICE _____



JOB NO. 75744

METHOD NO.

DATE 1-21-81

TESTED BY *Samuel R. Blum*

CALC. BY *Judy Wharf*

CHECKED BY *Judy Wharf*

GOV'T INSP.

OFFICIAL TEST RECORD

START AND LOAD ACCEPTANCE QUALIFICATION TEST

START NO.	START TIME		LOAD	VOLT	A/C	P.F.	FREQ. HZ.	TIME OF DAY		AIR PRESS. PSI	OIL PRESSURE PSI		AVG AMP	WITNESSED BY
	FROM RATED VOLT & FREQ.	TO RATED VOLT & FREQ.						AT START	AT STOP		ENG. 1	ENG. 2		
27	9.5	11.0	1935	4160	1.34	1.0	60	18:30	18:40	181	92	87	73	<i>OC SS-19</i>
28	9.7	10.5	1935	4160	1.34	1.0	60	9:55		181			73	<i>OC SS-19</i>
28	9.1	10.6	1935	4160	1.34	1.0	60	9:15	9:25	181	97	86	73	<i>OC SS-19</i>
29										181			73	<i>OC SS-19</i>
30	9.7	10.7	1935	4160	1.34	1.0	60	10:01	10:12	181	94	87	74	<i>OC SS-19</i>
30	9.5	10.8	1935	4160	1.34	1.0	60	12:19	12:37	181	86	85	74	<i>OC SS-19</i>
31	9.5	10.6	1935	4160	1.34	1.0	60	12:04	12:14	181	91	86	75	<i>OC SS-19</i>
31	9.5	10.5	1935	4160	1.34	1.0	60	11:54	12:05	181	93	87	76	<i>OC SS-19</i>
32	9.5	11.0	1935	4160	1.34	1.0	60	13:46	13:56	181	92	87	76	<i>OC SS-19</i>
33	9.5	11.25	1935	4160	1.34	1.0	60	13:38	13:48	181	91	86	76	<i>OC SS-19</i>
33	9.5	10.7	1935	4160	1.34	1.0	60	14:30	14:40	181	94	86	75	<i>OC SS-19</i>

SOLD TO: ILLINOIS POWER CO.
 ADDRESS: 500 SOUTH 27TH STREET
 DECATUR, ILLINOIS 62525
 CONT. NO. _____
 MODEL NO. _____
 SERIAL NO. _____
 RATING: 3869 KW, 4160 VOLT
 SERVICE: _____



JOB NO. 75744
 METHOD NO. _____
 DATE 1-21-82
 TESTED BY *Charles R. Williams*
 CALC. BY _____
 CHECKED BY *Judy Storch*
 GOV'T. INSP. _____

OFFICIAL TEST RECORD

START AND LOAD ACCEPTANCE QUALIFICATION TEST

START NO.	JACKET WATER TEMP.				LUBE OIL TEMP.				REMARKS
	ENGINE 1		ENGINE 2		ENGINE 1		ENGINE 2		
	IN	OUT	IN	OUT	IN	OUT	IN	OUT	
27	117		133		123		128		
27	150	160	156		179	150	177		
28	116		120		117		118		Water pumps not turned on camped some power failure like a little high on temp.
28	185	192	148	162	172	150	180		
29	130		134		133		130		
29	149	162	150	154	170	183	149	176	
30	150		149		181		169		
30	150	162	150	155	179	150	180		
31	115		135		128		130		
31	150	163	150	155	173	186	150	177	
32	116		134		118		130		
32	150	162	150	155	170	183	150	178	
33	120		133		125		130		
33	150	162	150	155	171	186	150	179	
34	126		135		135		130		
34	150	163	151	155	173	187	150	177	
35	115		135		116		130		
35	150	161	151	155	170	185	150	178	

SOLD TO ILLINOIS POWER CO.
ADDRESS 500 SOUTH 27TH STREET
DECATUR, ILLINOIS 62525

CONT NO. _____
MODEL NO. _____
SERIAL NO. _____
RATING 3869 KW, 4160 VOLT
SERVICE _____



OFFICIAL TEST RECORD

JOB NO. 75744
METHOD NO. _____
DATE 1-21-81 P 1-22-82
TESTED BY *Sanford R. Williams*
Osaka Tatsuo
CALC. BY _____
CHECKED BY *Judy H. Hargfield*
GOV'T. INSP. _____

START AND LOAD ACCEPTANCE QUALIFICATION TEST

START NO.	START TIME		LOAD	VOLT	AMP	P.F.	FREQ.	TIME OF DAY		AIR PRESS.	OIL PRESSURE PSI		AVG AMB	WITNESSED BY
	FROM START TO RATED VOLT & FREQ.	FROM RATED VOLT & FREQ. TO LOAD						AT START	AT STOP		ENG. 1	ENG. 2		
36	9.6	11.0	1935	4160	1.34	1.0	60	15:40	15:50	181	94	87	74	TRB
37	9.6	11.6	1935	4160	1.34	1.0	60	15:52	16:08	181	92	86	76	TRB
38	9.6	11.3	1935	4160	1.34	1.0	60	17:52	18:13	181	92	87	74	TRB
39	9.6	10.7	1935	4160	1.34	1.0	60	18:10	18:31	181	92	86	74	TRB
40	9.6	11.8	1935	4160	1.34	1.0	60	18:56	19:13	181	86	85	74	TRB
41	8.9	11.1	1935	4160	1.34	1.0	60	8:39	8:40	181	102	88	64	TRB
42	9.25	10.5	1935	4160	1.34	1.0	60	9:38	9:38	181	94	80	64	TRB
43	9.3	10.7	1935	4160	1.34	1.0	60	10:39	10:49	181	94	80	64	TRB
44	9.35	11.05	1935	4160	1.34	1.0	60	11:51	12:01	181	94	83	64	TRB

SOLD TO: ILLINOIS POWER CO.
 ADDRESS: 500 SOUTH 27TH STREET
 DECATUR, ILLINOIS 62525
 CONT. NO. _____
 MODEL NO. _____
 SERIAL NO. _____
 RATING: 3669 KW, 4160 VOLT
 SERVICE: _____



JOB NO. 75744
 METHOD NO. _____
 DATE 1-21-81 OF 1-22-82
 TESTED BY *Robert H. Wadsworth*
Deputy Director
 CALC. BY *Judy Mayfield*
 CHECKED BY _____
 GOV'T. INSP. _____

OFFICIAL TEST RECORD

START AND LOAD ACCEPTANCE QUALIFICATION TEST

STAT. NO.	JACKET WATER TEMP.				LUBE OIL TEMP.				REMARKS
	ENGINE 1		ENGINE 2		ENGINE 1		ENGINE 2		
	IN	OUT	IN	OUT	IN	OUT	IN	OUT	
36	116		130	173		173		182	
36	150	162	150	155	170	182	150	178	
37	124		134			133		128	
37	150	164	150	153	170	186	150	178	
38	131		135	155		124		129	
38	150	162	151	160	172	187	151	174	
39	130		135			125		131	
39	150	162	151	156	172	184	151	174	
40	153		150			135		170	
40	151	163	151	156	180	195	152	180	
41	118		116			118		115	1-22-82
41	150	161	156	163	161	171	150	172	
42	120		135			120		123	
42	152	162	176	174	170	181	170	189	
43	115		135			116		125	
43	150	162	174	180	164	181	164	184	
44	120		135			130		122	
44	150	163	161	165	170	183	160	184	
									SHEET OF

SHEET OF

W. O. NO. 75744

TEST TITLE: Start and Load Acceptance Qualification Test - Air Start Motor Refurbishment

PROCEDURE: 12 cyl.

DATE: 1-21-82

#1 STARTER S/N: 0991 STARTS MADE ON THIS UNIT: 30

PARTS REPLACED: 0990

#2 STARTER S/N: 0992 STARTS MADE ON THIS UNIT: 30

PARTS REPLACED: 0989

#3 STARTER S/N: 0996 START MADE ON THIS UNIT: 30

PARTS REPLACED: 0998

#4 STARTER S/N: _____ START MADE ON THIS UNIT: _____

PARTS REPLACED: _____

.....
ADDITIONAL COMMENTS: _____

TECHNICIAN'S SIGNATURE: James R. Williams DATE: 1-21-82

W. O. NO. 75744

TEST TITLE: Start and Load Acceptance Qualification Test - Air Start Motor Refurbishment

PROCEDURE: 16 Cal.

DATE: 1-21-82

#1 STARTER S/N: 0999 STARTS MADE ON THIS UNIT: 30

PARTS REPLACED: 1001

#2 STARTER S/N: 1004 STARTS MADE ON THIS UNIT: 30

PARTS REPLACED: 1005

#3 STARTER S/N: 1003 START MADE ON THIS UNIT: 30

PARTS REPLACED: 0998

#4 STARTER S/N: _____ START MADE ON THIS UNIT: _____

PARTS REPLACED: _____

.....
ADDITIONAL COMMENTS: _____

TECHNICIANS SIGNATURE: Yantis R. Williams DATE: 1-21-82

SOLD TO ILLINOIS POWER CO.
ADDRESS 500 SOUTH 27TH STREET
DECATUR, ILLINOIS, 62525
CONT. NO. _____
MODEL NO. _____
SERIAL NO. _____
RATING 3869 KW, 4160 VOLT
SERVICE _____



OFFICIAL TEST RECORD

START AND LOAD ACCEPTANCE QUALIFICATION TEST
DAILY CHECK SHEET

JOB NO. 75744
METHOD NO. _____
DATE 1-23-89
TESTED BY *Joseph Williams*
Asst. Engineer
CALC. BY _____
CHECKED BY *Judy Wargfield*
GOV'T. INSP. _____

PRIOR TO THE INITIATION OF EACH DAYS START TEST SEQUENCE, THE FOLLOWING ITEMS WILL BE VERIFIED AS OPERATIONAL AND THE APPROPRIATE SPACE INITIALED BY THE TEST TECHNICIANS.

- | | | |
|--|-------------|----------|
| 1. FUEL OIL PUMP TURNED ON | TECH. INIT. | <i>W</i> |
| 2. TURN ON D.C. POWER | TECH. INIT. | <i>W</i> |
| 3. TURN ON COOLING TOWER FANS | TECH. INIT. | <i>W</i> |
| 4. TURN ON JACKET WATER CIRCULATING PUMP | TECH. INIT. | <i>W</i> |
| 5. TURN ON AIR COMPRESSORS* | TECH. INIT. | <i>W</i> |
| 6. PLUG IN AND TURN ON BATTERY CHARGER | TECH. INIT. | <i>W</i> |
| 7. ASSURE CHART RECORDER IS ON AND WARM | TECH. INIT. | <i>W</i> |
| 8. TURN ON RAW WATER CIRCULATION PUMPS | TECH. INIT. | <i>W</i> |

* NO STARTS PERFORMED UNTIL STARTING AIR PRESSURE REACHES 250 PSI.

SOLD TO ILLINOIS POWER CO.
 ADDRESS 500 SOUTH 27TH STREET
DECATUR, ILLINOIS 62525
 CONT. NO. _____
 MODEL NO. _____
 SERIAL NO. _____
 RATING 3869 KW, 4160 VOLT
 SERVICE _____



OFFICIAL TEST RECORD

JOB NO. 75144
 METHOD NO. _____
 DATE 1-27-82 RT-24-85
 TESTED BY Don'tis Williams
Osborn & Truoco
 CALC. BY _____
 CHECKED BY Judy H. Hefield
 GOV'T. INSP. _____

START AND LOAD ACCEPTANCE QUALIFICATION TEST

START NO.	START TIME		LOAD KW	VOLT	AMP	P.F.	FREQ. HZ.	TIME OF DAY		AIR PRESS. PSI	OIL PRESSURE PSI		AVG AMB OF	WITNESSED BY
	FROM START TO RATED VOLT & FREQ.	FROM RATED VOLT & FREQ. TO LOAD						AT START	AT STOP		ENG. 1	ENG. 2		
45			1935	4160	1.34	1.0	60	12:55	13:05	181	92	83	64	TRU
46	9.4	10.5	1935	4160	1.34	1.0	60	13:55	13:05	181	92	83	66	TRU
47										181			64	TRU
48	9.35	11.25	1935	4160	1.34	1.0	60	14:02	14:12	181	92	84	66	TRU
49										181			66	TRU
50	9.3	10.9	1935	4160	1.34	1.0	60	14:42	14:52	181	92	87	66	TRU
51										181			66	TRU
52	9.3	10.9	1935	4160	1.34	1.0	60	15:25	15:36	181	93	84	66	TRU
53										181			66	TRU
54	9.65	11.05	1935	4160	1.34	1.0	60	16:30	16:40	181	93	84	65	TRU
55										181			64	TRU
56	9.4	10.6	3869	4160	2.68	1.0	60	16:45		181			55	TRU
57										181			56	TRU
58	9.8	12	3869	4160	2.68	1.0	60	17:21		181			56	TRU
59										181			52	TRU
60	9.8	18.8	3869	4160	2.68	1.0	60	17:21	17:34	181	79	78	56	TRU
61										181			52	TRU
62	9.1	10.7	1935	4160	1.34	1.0	60	16:50	17:00	181	87	84	52	TRU



SOLD TO ILLINOIS POWER CO.
ADDRESS 500 SOUTH 27TH STREET
DECATUR, ILLINOIS 62525
CONT. NO. _____
MODEL NO. _____
SERIAL NO. _____
RATING 3869 KW, 4160 VOLT
SERVICE _____

JOB NO. 75744

METHOD NO. _____
DATE 1-23-34-26-82
TESTED BY *Edgar A. Williams*
CALC. BY *Adrian K. Hana*
CHECKED BY *Judy H. Hana*
GOV'T. INSP. _____

OFFICIAL TEST RECORD

START AND LOAD ACCEPTANCE QUALIFICATION TEST

START NO.	JACKET WATER TEMP.				LUBE OIL TEMP.				REMARKS
	ENGINE 1		ENGINE 2		ENGINE 1		ENGINE 2		
	IN	OUT	IN	OUT	IN	OUT	IN	OUT	
43	120		135			129		125	
44	150	162	163	168	172	183	160	135	
46	119		132			138		130	
46	148	160	148	162	170	184	148	125	
47	130		131			189		125	
47	149	159	150	160	170	185	150	148	
48	130		132			130		132	
48	149	160	160	164	170	184	160	182	
49	129		135			185		130	
49	149	160	160	165	170	185	159	180	
50	150		154			180		170	Water in water valve 3 was closed and shut down on high temp. 1-23-82
50									
50	141		173			180		188	Unit shut down cause of not enough water. After 30 min. of high temp. valve 3 was closed and shut down on high temp. 1-23-82
50	148		149			180		170	
50	163	175	160	169	200	220	165	195	
51	131		129			132		135	1-23-82
51	157	168	158	163	174	192	157	135	1-26-82
									SHEET OF

SOLD TO ILLINOIS POWER CO.
ADDRESS 500 SOUTH 27TH STREET
DECATUR, ILLINOIS, 62525
CONT. NO.
MODEL NO.
SERIAL NO.
RATING 3969 KW, 4160 VOLT
SERVICE



OFFICIAL TEST RECORD

START AND LOAD ACCEPTANCE QUALIFICATION TEST
DAILY CHECK SHEET

JOB NO. 75744
METHOD NO.
DATE 1-24-82
TESTED BY *Eric Williams*
Osborn Detwiler
CALC. BY
CHECKED BY *Judy Williams*
GOV'T. INSP

PRIOR TO THE INITIATION OF EACH DAYS START TEST SEQUENCE, THE FOLLOWING ITEMS WILL BE
VERIFIED AS OPERATIONAL AND THE APPROPRIATE SPACE INITIALED BY THE TEST TECHNICIANS.

1. FUEL OIL PUMP TURNED ON TECH. INIT. *lw*
2. TURN ON D.C. POWER TECH. INIT. *lw*
3. TURN ON COOLING TOWER FANS TECH. INIT. *lw*
4. TURN ON JACKET WATER CIRCULATING PUMP TECH. INIT. *lw*
5. TURN ON AIR COMPRESSORS* TECH. INIT. *lw*
6. PLUG IN AND TURN ON BATTERY CHARGER TECH. INIT. *lw*
7. ASSURE CHART RECORDER IS ON AND WARM TECH. INIT. *lw*
8. TURN ON RAW WATER CIRCULATION PUMPS TECH. INIT. *lw*

* NO STARTS PERFORMED UNTIL STARTING AIR PRESSURE REACHES 250 PSI.

SOLD TO: ILLINOIS POWER CO.
ADDRESS: 500 SOUTH 27TH STREET
DECATUR, ILLINOIS, 62525
CONT. NO. _____
MODEL NO. _____
SERIAL NO. _____
RATING: 3869 KW, 4160 VOLT
SERVICE _____



OFFICIAL TEST RECORD

START AND LOAD ACCEPTANCE QUALIFICATION TEST
DAILY CHECK SHEET

JOB NO. 75744
METHOD NO. _____
DATE 1-26-82
TESTED BY *Scott R. H. H. H.*
John J. H. H.
CALC. BY _____
CHECKED BY *Judy H. H. H.*
GOV'T. INSP. _____

PRIOR TO THE INITIATION OF EACH DAYS START TEST SEQUENCE, THE FOLLOWING ITEMS WILL BE VERIFIED AS OPERATIONAL AND THE APPROPRIATE SPACE INITIALED BY THE TEST TECHNICIANS.

1. FUEL OIL PUMP TURNED ON TECH. INIT. lw
2. TURN ON D.C. POWER TECH. INIT. lw
3. TURN ON COOLING TOWER FANS TECH. INIT. lw
4. TURN ON JACKET WATER CIRCULATING PUMP TECH. INIT. lw
5. TURN ON AIR COMPRESSORS* TECH. INIT. lw
6. PLUG IN AND TURN ON BATTERY CHARGER TECH. INIT. lw
7. ASSURE CHART RECORDER IS ON AND WARM TECH. INIT. lw
8. TURN ON RAW WATER CIRCULATION PUMPS TECH. INIT. lw

* NO STARTS PERFORMED UNTIL STARTING AIR PRESSURE REACHES 250 PSI.

SOLD TO ILLINOIS POWER CO.
 ADDRESS 500 SOUTH 27TH STREET
DECATUR, ILLINOIS 62525
 CONT. NO. _____
 MODEL NO. _____
 SERIAL NO. _____
 RATING 3869 KW, 4160 VOLT
 SERVICE _____



OFFICIAL TEST RECORD

JOB NO. 75744
 METHOD NO. _____
 DATE 1-26-82
 TESTED BY James R. Williams
Chas. Peterson
 CALC. BY _____
 CHECKED BY Judy Whigfield
 GOV'T. INSP. _____

START AND LOAD ACCEPTANCE QUALIFICATION TEST

START NO.	START TIME		LOAD	VOLT	AMP	P.F.	FREQ.	TIME OF DAY		AIR PRESS.	OIL PRESSURE PSI		AVG AMB	WITNESSED BY
	FROM START TO RATED VOLT & FREQ.	FROM RATED VOLT & FREQ. TO LOAD						AT START	AT STOP		ENG. 1	ENG. 2		
51			KW	4160	1.34	1.0	60			181			60	TAB
52	9.34	10.65	1935	4160	1.34	1.0	60	11:36	11:46	181	92	87	60	TAB 16.10
53	9.3	10.8	1935	4160	1.34	1.0	60	12:15	12:25	182	92	87	62	TAB 16.11
54	9.3	10.9	1935	4160	1.34	1.0	60	13:30	13:40	182	95	87	65	TAB 16.12
55	9.35	10.25	1935	4160	1.34	1.0	60	13:40	13:50	181	95	87	65	TAB 16.13
56	9.3	10.5	1935	4160	1.34	1.0	60	14:55	15:05	181	93	87	66	TAB 16.14
57	9.25	13.25	1935	4160	1.34	1.0	60	15:09	15:19	181	95	87	66	TAB 16.15
58	9.3	11.1	1935	4160	1.34	1.0	60	15:44	15:54	181	92	87	66	TAB 16.16
59	9.3	11.1	1935	4160	1.34	1.0	60	16:31	16:41	181	92	87	65	TAB 16.17
60	9.3	11.5	1935	4160	1.34	1.0	60	16:47	16:57	181	87	87	64	TAB 16.18



SOLD TO ILLINOIS POWER CO.
ADDRESS 500 SOUTH 27TH STREET
DECATUR, ILLINOIS 62525

CONT. NO. _____
MODEL NO. _____
SERIAL NO. _____
RATING 3869 KW, 4160 VOLT
SERVICE _____

75744

JOB NO. _____
METHOD NO. _____
DATE 1-26-82
TESTED BY *Robert Williams*
CALC. BY *Robert Williams*
CHECKED BY *Judy W. Williams*
GOV'T. INSP. _____

OFFICIAL TEST RECORD

START AND LOAD ACCEPTANCE QUALIFICATION TEST

START NO.	JACKET WATER TEMP.				LUBE OIL TEMP.				REMARKS
	ENGINE 1		ENGINE 2		ENGINE 1		ENGINE 2		
	IN	OUT	IN	OUT	IN	OUT	IN	OUT	
52	120		135		130		149	156	
53	149	159	149	154	171				
53									
53	151		131		134		150	176	
53	149	137	149	154	170				
54	130		132				136		
54	149	137	149	154	170		130	176	
55	110		135						
55	148	139	149	154	170		131	176	
56	118		132						
56	149	137	149	154	170		130	176	
57	130		132						
57	149	159	150	154	170		130	176	
58	120		135						
58	149	139	149	154	171		130	178	
59	131		131						
59	149	139	149	154	170		130	176	
60	150		149						
60	149	159	149	154	176		130	178	
							</		

SHEET OF

SOLE TO: ILLINOIS POWER CO.
ADDRESS: 505 SOUTH 27TH STREET
DECATUR, ILLINOIS, 62525
CONT. NO. _____
MODEL NO. _____
SERIAL NO. _____
RATING: 3869 KW, 4160 VOLT
SERVICE _____



OFFICIAL TEST RECORD

START AND LOAD ACCEPTANCE QUALIFICATION TEST
DAILY CHECK SHEET

JOB NO. 75744
METHOD NO. _____
DATE 1-27-82
TESTED BY *John T. H. H.*
CALC. BY *John T. H. H.*
CHECKED BY *Judy Wardfield*
GOV'T. INSP. _____

PRIOR TO THE INITIATION OF EACH DAYS START TEST SEQUENCE, THE FOLLOWING ITEMS WILL BE VERIFIED AS OPERATIONAL AND THE APPROPRIATE SPACE INITIALED BY THE TEST TECHNICIANS.

1. FUEL OIL PUMP TURNED ON TECH. INIT. lw
2. TURN ON D.C. POWER TECH. INIT. lw
3. TURN ON COOLING TOWER FANS TECH. INIT. lw
4. TURN ON JACKET WATER CIRCULATING PUMP TECH. INIT. lw
5. TURN ON AIR COMPRESSORS* TECH. INIT. lw
6. PLUG IN AND TURN ON BATTERY CHARGER TECH. INIT. lw
7. ASSURE CHART RECORDER IS ON AND WARM TECH. INIT. lw
8. TURN ON RAW WATER CIRCULATION PUMPS TECH. INIT. lw

* NO STARTS PERFORMED UNTIL STARTING AIR PRESSURE REACHES 250 PSI.

SOLD TO ILLINOIS POWER CO.
 ADDRESS 500 SOUTH 27TH STREET
DECATUR, ILLINOIS 62523
 CONT. NO. _____
 MODEL NO. _____
 SERIAL NO. _____
 RATING 3869 KW, 4160 VOLT
 SERVICE _____



JOB NO. 75744
 METHOD NO. _____
 DATE 1-27-82
 TESTED BY Travis Williams
Robert Zatuora
 CALC. BY _____
 CHECKED BY Judy Wainfield
 GOV'T. INSP. _____

OFFICIAL TEST RECORD

START AND LOAD ACCEPTANCE QUALIFICATION TEST

START NO.	START TIME		LOAD	VOLT	AMP	P.F.	FREQ.	TIME OF DAY		AIR PRESS.	OIL PRESSURE PSI		AVG AMB	WITNESSED BY
	FROM START TO RATED VOLT & FREQ.	FROM RATED VOLT & FREQ. TO						AT START	AT STOP		ENG. 1	ENG. 2		
			KW	V	A	%	HZ.			PSI			OF	
61										181			59	TRB
61	9.05	11.65	1935	4160	1.34	1.0	60	7:50	8:00	181	105	90	55	TRB
62										181			60	TRB
62	9.3	11.1	1935	4160	1.34	1.0	60	8:24	8:34	181	95	87	60	TRB
63										181			60	TRB
63	9.4	10.9	1935	4160	1.34	1.0	60	8:02	9:12	181	93	87	60	TRB
64										181			63	TRB
64	9.35	10.85	1935	4160	1.34	1.0	60	9:41	9:51	181	93	87	62	TRB
65										181			64	TRB
65	9.35	11.4	1935	4160	1.34	1.0	60	10:52	10:58	181	93	88	64	TRB
66										181			66	TRB
66	9.35	11.25	1935	4160	1.34	1.0	60	10:54	11:04	181	93	87	67	TRB
67										181			67	TRB
67	9.35	10.25	1935	4160	1.34	1.0	60	11:36	11:46	181	93	87	67	TRB
68										181			68	TRB
68	9.35	10.65	1935	4160	1.34	1.0	60	12:11	12:21	181	93	87	68	TRB
69										181			70	TRB
69	9.35	11.45	1935	4160	1.34	1.0	60	12:00	13:10	181	93	87	70	TRB

SOLD TO ILLINOIS POWER CO.
 ADDRESS 500 SOUTH 27TH STREET
 DECATUR, ILLINOIS 62525

COMT. NO. _____
 MODEL NO. _____
 SERIAL NO. _____
 RATING 3369 KW, 4160 VOLT
 SERVICE _____



JOB NO. 15744
 METHOD NO. _____
 DATE 1-27-82
 TESTED BY *James H. H. H.*
 CALC. BY *W. J. H. H.*
 CHECKED BY *W. J. H. H.*
 GOV'T. INSP. _____

OFFICIAL TEST RECORD

START AND LOAD ACCEPTANCE QUALIFICATION TEST

START NO.	JACKET WATER TEMP.				LUBE OIL TEMP.				REMARKS
	ENGINE 1		ENGINE 2		ENGINE 1		ENGINE 2		
	IN	OUT	IN	OUT	IN	OUT	IN	OUT	
61	116	159	115	153	179	168	144	167	
62	116	159	126	154	122	180	149	173	
63	116	159	139	154	122	183	149	176	
64	130	159	130	154	170	183	149	176	
65	130	159	130	153	169	183	149	172	
66	130	159	129	154	124	184	150	176	
67	115	159	135	153	120	185	149	176	
68	116	159	130	150	129	187	150	178	
69	115	159	130	154	119	184	149	175	
69	149	159	149	154	170	184	149	175	
69	149	159	149	154	170	184	149	175	
69	149	159	149	154	170	184	149	175	
69	149	159	149	154	170	184	149	175	
69	149	159	149	154	170	184	149	175	
69	149	159	149	154	170	184	149	175	
69	149	159	149	154	170	184	149	175	
69	149	159	149	154	170	184	149	175	
69	149	159	149	154	170	184	149	175	
69	149	159	149	154	170	184	149	175	
69	149	159	149	154	170	184	149	175	
69	149	159	149	154	170	184	149	175	
69	149	159	149	154	170	184	149	175	
69	149	159	149	154	170	184	149	175	
69	149	159	149	154	170	184	149	175	
69	149	159	149	154	170	184	149	175	
69	149	159	149	154	170	184	149	175	
69	149	159	149	154	170	184	149	175	
69	149	159	149	154	170	184	149	175	
69	149	159	149	154	170	184	149	175	
69	149	159	149	154	170	184	149	175	
69	149	159	149	154	170	184	149	175	
69	149	159	149	154	170	184	149	175	
69	149	159	149	154	170	184	149	175	
69	149	159	149	154	170	184	149	175	
69	149	159	149	154	170	184	149	175	
69	149	159	149	154	170	184	149	175	
69	149	159	149	154	170	184	149	175	
69	149	159	149	154	170	184	149	175	
69	149	159	149	154	170	184	149	175	
69	149	159	149	154	170	184	149	175	
69	149	159	149	154	170	184	149	175	
69	149	159	149	154	170	184	149	175	
69	149	159	149	154	170	184	149	175	
69	149	159	149	154	170	184	149	175	
69	149	159	149	154	170	184	149	175	
69	149	159	149	154	170	184	149	175	
69	149	159	149	154	170	184	149	175	
69	149	159	149	154	170	184	149	175	
69	149	159	149	154	170	184	149	175	
69	149	159	149	154	170	184	149	175	
69	149	159	149	154	170	184	149	175	
69	149	159	149	154	170	184	149	175	
69	149	159	149	154	170	184	149	175	
69	149	159	149	154	170	184	149	175	
69	149	159	149	154	170	184	149	175	
69	149	159	149	154	170	184	149	175	
69	149	159	149	154	170	184	149	175	
69	149	159	149	154	170	184	149	175	
69	149	159	149	154	170	184	149	175	
69	149	159	149	154	170	184	149	175	
69	149	159	149	154	170	184	149	175	
69	149	159	149	154	170	184	149	175	
69	149	159	149	154	170	184	149	175	
69	149	159	149	154	170	184	149	175	
69	149	159	149	154	170	184	149	175	
69	149	159	149	154	170	184	149	175	
69	149	159	149	154	170	184	149	175	
69	149	159	149	154	170	184	149	175	
69	149	159	149	154	170	184	149	175	
69	149	159	149	154	170	184	149	175	
69	149	159	149	154	170	184	149	175	
69	149	159	149	154	170	184	149	175	
69	149	159	149	154	170	184	149	175	
69	149	159	149	154	170	184	149	175	
69	149	159	149	154	170	184	149	175	
69	149	159	149	154	170	184	149	175	
69	149	159	149	154	170	184	149	175	
69	149	159	149	154	170	184	149	175	
69	149	159	149	154	170	184	149	175	
69	149	159	149	154	170	184	149	175	
69	149	159	149	154	170	184	149	175	
69	149	159	149	154	170	184	149	175	
69	149	159	149	154	170	184	149	175	
69	149	159	149	154	170	184	149	175	
69	149	159	149	154	170	184	149	175	
69	149	159	149	154	170	184	149	175	
69	149	159	149	154	170	184	149	175	
69	149	159	149	154	170	184	149	175	
69	149	159	149	154	170	184	149	175	
69	149	159	149	154	170	184	149	175	
69	149	159	149	154	170	184	149	175	
69	149	159	149	154	170	184	149	175	
69	149	159	149	154	170	184	149	175	
69	149	159	149	154	170	184	149	175	
69	149	159	149	154	170	184	149	175	
69	149	159	149	154	170	184	149	175	
69	149	159	149	154	170	184	149	175	
69	149	159	149	154	170	184	149	175	
69	149	159	149	154	170	184	149	175	
69	149	159	149	154	170	184	149	175	
69	149	159	149	154	170	184	149	175	
69	149	159	149	154	170	184	149	175	
69	149	159	149	154	170	184	149	175	
69	149	159	149	154	170	184	149	175	
69	149	159	149	154	170	184	149	175	
69	149	159	149	154	170	184	149	175	
69	149	159	149	154	170	184	149	175	
69	149	159	149	154	170	184	149	175	
69	149	159							

SHEET OF

W. O. NO. 75744

TEST TITLE: Start and Load Acceptance Qualification Test - Air Start Motor Refurbishment

PROCEDURE: _____

DATE: 1-27-82

#1 STARTER S/N: 1005 STARTS MADE ON THIS UNIT: 28

PARTS REPLACED: 1002

#2 STARTER S/N: 0998 STARTS MADE ON THIS UNIT: 28

PARTS REPLACED: 1000

#3 STARTER S/N: 1001 START MADE ON THIS UNIT: 28

PARTS REPLACED: 1003

#4 STARTER S/N: _____ START MADE ON THIS UNIT: _____

PARTS REPLACED: _____

.....
ADDITIONAL COMMENTS: _____

TECHNICIANS SIGNATURE: Lawton B. Williams DATE: 1-27-82

W. O. NO. 75744

TEST TITLE: Start and Load Acceptance qualification Test - Air Start Motor Refurbishment

PROCEDURE: 12 cyl

DATE: 1-26-82

#1 STARTER S/N: 0990 STARTS MADE ON THIS UNIT: 28

PARTS REPLACED: 0991

#2 STARTER S/N: 0989 STARTS MADE ON THIS UNIT: 28

PARTS REPLACED: 0994

#3 STARTER S/N: 0988 START MADE ON THIS UNIT: 28

PARTS REPLACED: 0999

#4 STARTER S/N: _____ START MADE ON THIS UNIT: _____

PARTS REPLACED: _____

.....
ADDITIONAL COMMENTS: _____

TECHNICIANS SIGNATURE: Tommy Williams DATE: 1-27-82

SOLD TO ILLINOIS POWER CO.
ADDRESS 500 SOUTH 27TH STREET
DECATUR, ILLINOIS, 62525
CONT. NO. _____
MODEL NO. _____
SERIAL NO. _____
RATING 3869 KW, 4160 VOLT
SERVICE _____



OFFICIAL TEST RECORD

JOB NO. 75744
METHOD NO. _____
DATE 1-27-82 1-28-82
TESTED BY *Glenn B. Williams*
CALC. BY _____
CHECKED BY *Judy Warfield*
GOV'T. INSP. _____

START AND LOAD ACCEPTANCE QUALIFICATION TEST DAILY CHECK SHEET

PRIOR TO THE INITIATION OF EACH DAYS START TEST SEQUENCE, THE FOLLOWING ITEMS WILL BE VERIFIED AS OPERATIONAL AND THE APPROPRIATE SPACE INITIALED BY THE TEST TECHNICIANS.

1. FUEL OIL PUMP TURNED ON TECH. INIT. *lw*
2. TURN ON D.C. POWER TECH. INIT. *lw*
3. TURN ON COOLING TOWER FANS TECH. INIT. *lw*
4. TURN ON JACKET WATER CIRCULATING PUMP TECH. INIT. *lw*
5. TURN ON AIR COMPRESSORS* TECH. INIT. *lw*
6. PLUG IN AND TURN ON BATTERY CHARGER TECH. INIT. *lw*
7. ASSURE CHART RECORDER IS ON AND WARM TECH. INIT. *lw*
8. TURN ON RAW WATER CIRCULATION PUMPS TECH. INIT. *lw*

* NO STARTS PERFORMED UNTIL STARTING AIR PRESSURE REACHES 250 PSI.

SOLD TO ILLINOIS POWER CO.
 ADDRESS 500 SOUTH 27TH STREET
 DECATUR, ILLINOIS 62525
 CONT. NO. _____
 MODEL NO. _____
 SERIAL NO. _____
 RATING 3869 KW, 4160 VOLT
 SERVICE _____

JOB NO. 75744

METHOD NO. 1-38-6a
 TESTED BY *John H. Blalock*
 CALC. BY *Judy Whitfield*
 CHECKED BY *Judy Whitfield*
 GOV'T. INSP. _____



OFFICIAL TEST RECORD

START AND LOAD ACCEPTANCE QUALIFICATION TEST

START NO.	START TIME		LOAD	VOLT	AMP	P.F. %	FREQ. HZ.	TIME OF DAY		AIR PRESS. PSI	OIL PRESSURE PSI		AVG AMB OF	WITNESSED BY
	FROM START TO RATED VOLT & FREQ.	FROM RATED VOLT & FREQ. TO LOAD						AT START	AT STOP		ENG. 1	ENG. 2		
70	9.45	10.45	1935	4160	1.34	1.0	60	13:17	13:27	181	88	86	72	UC SS-19
71	9.35	11.05	1935	4160	1.34	1.0	60	13:59	14:09	181	93	87	71	UC SS-19
72	9.35	10.55	1935	4160	1.34	1.0	60	14:44	14:54	181	93	87	70	UC SS-19
73	9.4	10.8	1935	4160	1.34	1.0	60	15:20	15:30	181	93	87	70	UC SS-19
74	9.4	10.6	1935	4160	1.34	1.0	60	16:02	16:12	181	93	86	69	UC SS-19
75	9.4	10.7	3869	4160	2.62	1.0	60	16:40	17:40	181	76	83	69	UC SS-19
76	8.8	10.1	1935	4160	1.34	1.0	60	17:19	17:29	181	103	99	62	UC SS-19
77	9.35	11.05	1935	4160	1.34	1.0	60	17:54	18:04	181	95	87	65	UC SS-19
78	9.4	11.0	1935	4160	1.34	1.0	60	18:22	18:32	181	92	87	65	UC SS-19

SOLD TO ILLINOIS POWER CO.
 ADDRESS 500 SOUTH 27TH STREET
DECATUR, ILLINOIS 62525
 CONT. NO. _____
 MODEL NO. _____
 SERIAL NO. _____
 RATING 3862 KW, 4160 VOLT
 SERVICE _____



JOB NO. 15744
 METHOD NO. _____
 DATE 1-27-82 1-28-82
 TESTED BY Stuart Stevenson
 CALC. BY _____
 CHECKED BY Judy Ward
 GOV'T. INSP _____

OFFICIAL TEST RECORD

START AND LOAD ACCEPTANCE QUALIFICATION TEST

START NO.	JACKET WATER TEMP.				LUBE OIL TEMP.				REMARKS
	ENGINE 1		ENGINE 2		ENGINE 1		ENGINE 2		
	IN	OUT	IN	OUT	IN	OUT	IN	OUT	
70	149		140		182		173		
70	149	160	153	159	176	151	179		
71	116		134		120		134		
71	149	159	148	153	176	149	176		
72	119		135		116		133		
72	149	159	149	154	170	149	176		
73	127		133		123		133		
73	141	159	149	154	170	150	176		
74	116		133		120		133		
74	149	159	150	154	170	149	176		
75	118		132		120		133		
75	149	164	149	160	182	156	190	medium load seen.	
76	120		118		116		116	1-28-82	
76	140	160	149	154	171	144	168		
77	115		125		118		130		
77	149	159	149	154	181	149	175		
78	122		133		123		134		
78	140	159	149	154	170	149	175		
									SHEET OF

SOLD TO ILLINOIS POWER CO.
 ADDRESS 500 SOUTH 27TH STREET
DECATUR, ILLINOIS, 62525
 CONT. NO. _____
 MODEL NO. _____
 SERIAL NO. _____
 RATING 3869 KW, 4160 VOLT
 SERVICE _____



OFFICIAL TEST RECORD

JOB NO. 75744
 METHOD NO. _____
 DATE 1-28-82
 TESTED BY Robert R. Williams
Adam W. Mace
 CALC. BY _____
 CHECKED BY Judy Whitefield
 GOV'T. INSP. _____

START AND LOAD ACCEPTANCE QUALIFICATION TEST DAILY CHECK SHEET

PRIOR TO THE INITIATION OF EACH DAYS START TEST SEQUENCE, THE FOLLOWING ITEMS WILL BE VERIFIED AS OPERATIONAL AND THE APPROPRIATE SPACE INITIALED BY THE TEST TECHNICIANS.

1. FUEL OIL PUMP TURNED ON TECH. INIT. lw
2. TURN ON D.C. POWER TECH. INIT. lw
3. TURN ON COOLING TOWER FANS TECH. INIT. lw
4. TURN ON JACKET WATER CIRCULATING PUMP TECH. INIT. lw
5. TURN ON AIR COMPRESSORS* TECH. INIT. lw
6. PLUG IN AND TURN ON BATTERY CHARGER TECH. INIT. lw
7. ASSURE CHART RECORDER IS ON AND WARM TECH. INIT. lw
8. TURN ON RAW WATER CIRCULATION PUMPS TECH. INIT. lw

* NO STARTS PERFORMED UNTIL STARTING AIR PRESSURE REACHES 250 PSI.

W. O. NO. 75744

TEST TITLE: Start and Load Acceptance qualification Test - Air Start Motor Refurbishment

PROCEDURE: 13 cyl

DATE: 1-28-82

#1 STARTER S/N: 0991 STARTS MADE ON THIS UNIT: 25

PARTS REPLACED: 0995

#2 STARTER S/N: 0994 STARTS MADE ON THIS UNIT: 25

PARTS REPLACED: 0992

#3 STARTER S/N: 0999 START MADE ON THIS UNIT: 25

PARTS REPLACED: 0996

#4 STARTER S/N: _____ START MADE ON THIS UNIT: _____

PARTS REPLACED: _____

.....
ADDITIONAL COMMENTS: _____

TECHNICIAN'S SIGNATURE: James R. Williams DATE: 1-28-82

W. O. NO. 75744

TEST TITLE: Start and Load Acceptance Qualification Test - Air Start Motor Refurbishment

PROCEDURE: 16 cyl

DATE: 1-28-82

#1 STARTER S/N: 1002 STARTS MADE ON THIS UNIT: 25

PARTS REPLACED: 0899

#2 STARTER S/N: 1000 STARTS MADE ON THIS UNIT: 25

PARTS REPLACED: 0997 1004

#3 STARTER S/N: 1002 START MADE ON THIS UNIT: 25

PARTS REPLACED: 0997

#4 STARTER S/N: _____ START MADE ON THIS UNIT: _____

PARTS REPLACED: _____

ADDITIONAL COMMENTS: _____

TECHNICIAN'S SIGNATURE: Yantis B. Williams DATE: 1-28-82

SOLD TO ILLINOIS POWER CO.
ADDRESS 500 SOUTH 27TH STREET
DECATUR, ILLINOIS, 62525
CONT. NO. _____
MODEL NO. _____
SERIAL NO. _____
RATING 3869 KW, 4160 VOLT
SERVICE _____



OFFICIAL TEST RECORD

JOB NO. 75744
METHOD NO. _____
DATE 1-28-82
TESTED BY *Tom R. Williams*
Carlota Betanca
CALC. BY _____
CHECKED BY *Judy Warfield*
GOV'T. INSP. _____

START AND LOAD ACCEPTANCE QUALIFICATION TEST DAILY CHECK SHEET

PRIOR TO THE INITIATION OF EACH DAYS START TEST SEQUENCE, THE FOLLOWING ITEMS WILL BE VERIFIED AS OPERATIONAL AND THE APPROPRIATE SPACE INITIALED BY THE TEST TECHNICIANS.

1. FUEL OIL PUMP TURNED ON TECH. INIT. *lw*
2. TURN ON D.C. POWER TECH. INIT. *lw*
3. TURN ON COOLING TOWER FANS TECH. INIT. *lw*
4. TURN ON JACKET WATER CIRCULATING PUMP TECH. INIT. *lw*
5. TURN ON AIR COMPRESSORS* TECH. INIT. *lw*
6. PLUG IN AND TURN ON BATTERY CHARGER TECH. INIT. *lw*
7. ASSURE CHART RECORDER IS ON AND WARM TECH. INIT. *lw*
8. TURN ON RAW WATER CIRCULATION PUMPS TECH. INIT. *lw*

* NO STARTS PERFORMED UNTIL STARTING AIR PRESSURE REACHES 250 PSI.

SOLD TO ILLINOIS POWER CO.
 ADDRESS 500 SOUTH 27TH STREET
DECATUR, ILLINOIS 62525
 CONT. NO. _____
 MODEL NO. _____
 SERIAL NO. _____
 RATING 3869 KW, 4160 VOLT
 SERVICE _____



OFFICIAL TEST RECORD

JOB NO. 75744
 METHOD NO. _____
 DATE 1-29-82
 TESTED BY Antonia Williams
Cash & Retzke
 CALC. BY _____
 CHECKED BY Judy Whiffled
 GOV'T. INSP. _____

START AND LOAD ACCEPTANCE QUALIFICATION TEST

START NO.	START TIME		LOAD	VOLT	AMP	P.F.	FREQ.	TIME OF DAY		AIR PRESS.	OIL PRESSURE PSI		AVG AMB	WITNESSED BY
	FROM START TO RATED VOLT & FREQ.	FROM RATED VOLT & FREQ. TO LOAD						AT START	AT STOP		ENG. 1	ENG. 2		
79			1935	4160	1.34	1.0	60	9:18	9:28	181	93	87	67	CC SS-19
80	9.35	10.75	1935	4160	1.34	1.0	60	9:34	9:44	181	87	86	68	CC SS-19
81	9.4	10.8	1935	4160	1.34	1.0	60	10:21	10:31	181	91	87	69	CC SS-19
82	9.35	10.55	1935	4160	1.34	1.0	60	11:09	11:19	181	92	87	70	CC SS-19
83	9.35	10.65	1935	4160	1.34	1.0	60	11:44	11:54	181	91	87	70	CC SS-19
84	9.36	10.8	1935	4160	1.34	1.0	60	12:23	12:33	181	92	87	69	CC SS-19
85	9.35	10.95	1935	4160	1.34	1.0	60	13:03	13:12	181	92	87	69	CC SS-19
86	9.35	10.85	1935	4160	1.34	1.0	60	14:31	14:41	181	94	87	74	CC SS-19
87	9.4	10.6	1935	4160	1.34	1.0	60	15:11	15:21	181	92	87	74	CC SS-19
88	9.5	11.8	1935	4160	1.34	1.0	60			181			74	CC SS-19

SOLD TO ILLINOIS POWER CO.
 ADDRESS 500 SOUTH 27TH STREET
DECATUR, ILLINOIS 62525
 CONT. NO. _____
 MODEL NO. _____
 SERIAL NO. _____
 RATING 3869 KW, 4160 VOLT
 SERVICE _____



OFFICIAL TEST RECORD

JOB NO. 75744
 METHOD NO. _____
 DATE 1-28-82
 TESTED BY Lester B. Williams
Oscar Detenoe
 CALC. BY _____
 CHECKED BY Judy Wayfield
 GOV'T. INSP. _____

START AND LOAD ACCEPTANCE QUALIFICATION TEST

START NO.	JACKET WATER TEMP.				LUBE OIL TEMP.				REMARKS
	ENGINE 1		ENGINE 2		ENGINE 1		ENGINE 2		
	IN	OUT	IN	OUT	IN	OUT	IN	OUT	
79	118		130			118		120	
79	149	159	149	154	170	185	150	176	
80	149		150			190		166	Hot
80	149	159	150	154	178	193	160	179	
81	115		131			117		131	
81	149	159	149	154	170	186	149	176	
82	116		134			117		139	
82	149	159	149	154	170	182	150	176	
83	133		134			122		135	
83	149	159	149	154	170	186	149	176	
84	120		135			120		135	
84	149	159	149	154	170	186	149	176	
85	120		134			120		135	
85	149	159	149	154	170	185	149	178	replaced air starter after #85
86	116		120			125		128	
86	149	159	149	154	170	183	149	175	
87	118		133			118		133	
87	149	160	149	154	170	186	149	178	

SHEET OF

SHEET OF

SOLD TO ILLINOIS POWER CO.
ADDRESS 500 SOUTH 27TH STREET
DECATUR, ILLINOIS, 62525
CONT. NO. _____
MODEL NO. _____
SERIAL NO. _____
RATING 3869 KW, 4160 VOLT
SERVICE _____



OFFICIAL TEST RECORD

JOB NO. 75744
METHOD NO. _____
DATE 1-29-82
TESTED BY *London R. Williams*
Oshon Betances
CALC. BY _____
CHECKED BY *Judy W. Field*
GOV'T. INSP. _____

START AND LOAD ACCEPTANCE QUALIFICATION TEST DAILY CHECK SHEET

PRIOR TO THE INITIATION OF EACH DAYS START TEST SEQUENCE, THE FOLLOWING ITEMS WILL BE VERIFIED AS OPERATIONAL AND THE APPROPRIATE SPACE INITIALED BY THE TEST TECHNICIANS.

1. FUEL OIL PUMP TURNED ON TECH. INIT. *lw*
2. TURN ON D.C. POWER TECH. INIT. *lw*
3. TURN ON COOLING TOWER FANS TECH. INIT. *lw*
4. TURN ON JACKET WATER CIRCULATING PUMP TECH. INIT. *lw*
5. TURN ON AIR COMPRESSORS* TECH. INIT. *lw*
6. PLUG IN AND TURN ON BATTERY CHARGER TECH. INIT. *lw*
7. ASSURE CHART RECORDER IS ON AND WARM TECH. INIT. *lw*
8. TURN ON RAW WATER CIRCULATION PUMPS TECH. INIT. *lw*

* NO STARTS PERFORMED UNTIL STARTING AIR PRESSURE REACHES 250 PSI.

SOLD TO: ILLINOIS POWER CO.
 ADDRESS: 500 SOUTH 27TH STREET
 DECATUR, ILLINOIS 62525

CONT. NO. _____
 MODEL NO. _____
 SERIAL NO. _____
 RATING: 3869 KW, 4160 VOLT
 SERVICE _____

JOB NO. 75744
 METHOD NO. _____
 DATE: 1-26-83 1-24-83
 TESTED BY: *James Williams*
Decon-Decon
 CALC. BY: _____
 CHECKED BY: *Judy Winfield*
 GOV'T. INSP. _____



OFFICIAL TEST RECORD

START AND LOAD ACCEPTANCE QUALIFICATION TEST

START NO.	START TIME		LOAD	VOLT	AMP	P.F.	FREQ. HZ.	TIME OF DAY		AIR PRESS. PSI	OIL PRESSURE PSI		AVG AMB OF	WITNESSED BY
	FROM START TO RATED VOLT & FREQ.	FROM RATED VOLT & FREQ. TO LOAD						AT START	AT STOP		ENG. 1	ENG. 2		
88	9.5	11.5	1935	4160	1340	1.0	60	15:53	16:03	181	90	86	72	<i>SS-10</i>
89	9.5	11.2	1935	4160	1340	1.0	60	16:44	16:51	181	92	87	71	<i>SS-10</i>
90	9.5	11.2	1935	4160	1340	1.0	60	16:57	17:04	181	87	86	71	<i>SS-10</i>
91	9.4	10.8	1935	4160	1340	1.0	60	17:46	17:55	181	92	87	69	<i>SS-10</i>
92	9.0	10.0	1935	4160	1340	1.0	60	7:11	7:21	181	101	89	66	<i>SS-10</i>
93	9.35	10.75	1935	4160	1340	1.0	60	7:51	8:01	181	94	87	68	<i>SS-10</i>
94	9.35	11.25	1935	4160	1340	1.0	60	8:30	8:40	181	93	87	68	<i>SS-10</i>
95	9.35	11.65	1935	4160	1340	1.0	60	9:16	9:26	181	92	87	68	<i>SS-10</i>
96	9.35	10.65	1935	4160	1340	1.0	60	9:57	10:07	181	92	87	70	<i>SS-10</i>

SOLD TO: ILLINOIS POWER CO.
ADDRESS: 500 SOUTH 27TH STREET
DECATUR, ILLINOIS 62525

CO. JT. NO. _____

MODEL NO. _____

SERIAL NO. _____

RATING: 3869 KW, 4160 VOLT

SERVICE _____



JOB NO. 15744

METHOD NO. _____

DATE 1-28-82 1-29-82

TESTED BY *Edna B. Williams*

CALC. BY *Edna B. Williams*

CHECKED BY *Judy Wardfield*

GOV'T. INSP. _____

OFFICIAL TEST RECORD

START AND LOAD ACCEPTANCE QUALIFICATION TEST

START NO.	JACKET WATER TEMP.				LUBE OIL TEMP.				REMARKS
	ENGINE 1		ENGINE 2		ENGINE 1		ENGINE 2		
	IN	OUT	IN	OUT	IN	OUT	IN	OUT	
88	130		133		126		135		Run time over 12 minutes - caused of FM communication problems.
88	149	159	150	154	174	190	149	173	
89	113		135						
89	149	159	149	154	170	185	150	176	
90	140		149						NOT
90	140	159	150	154	178	193	150	178	
91	113		135						
91	149	159	149	154	170	185	150	176	
92	116		116	126					1-29-82
92	149	159	149	154	160	171	146	169	
93	118		135						
93	149	159	149	154	169	182	149	176	
94	115		134						
94	149	159	149	154	170	185	149	176	
95	115		134						
95	149	159	149	154	170	184	150	176	
96	117		130						
96	149	159	149	154	170	184	150	176	
									SHEET OF

ILLINOIS POWER CO.
 500 SOUTH 27TH STREET
 DECATUR, ILLINOIS 62525

CONT. NO. _____
 MODEL NO. _____
 SERIAL NO. 3869 KW, 4160 VOLT
 RATING _____
 SERVICE _____



JOB NO. 75744
 METHOD NO. _____
 DATE 1-29-82
 TESTED BY *Robert H. Williams*
Edgar K. Adams
 CALC. BY *John Ward*
 CHECKED BY _____
 GOV'T. INSP. _____

OFFICIAL TEST RECORD

START AND LOAD ACCEPTANCE QUALIFICATION TEST

START NO.	START TIME		LOAD	VOLT	AMP	P.F.	FREQ. HZ.	TIME OF DAY		AIR PRESS. PSI	OIL PRESSURE PSI		AVG AMB OF	WITNESSED BY
	FROM START TO VOLT & FREQ.	FROM RATED VOLT & FREQ. TO						AT START	AT STOP		ENG. 1	ENG. 2		
97	9.4	10.4	1935	4160	1.34	1.0	60	10:32	10:46	181	91	87	74	<i>W. J. Adams</i>
98	9.4	11.1	1935	4160	1.34	1.0	60	11:15	11:25	181	92	87	72	<i>W. J. Adams</i>
99	9.4	11.3	1935	4160	1.34	1.0	60	11:55	12:05	181	92	86	72	<i>W. J. Adams</i>
100	9.45	10.85	3869	4160	3.68	1.0	60	12:11	12:11	181	75	82	76	<i>W. J. Adams</i>
101	9.65	11.15	1935	4160	1.34	1.0	60	13:49	13:59	181	90	86	74	<i>W. J. Adams</i>
102	9.5	10.6	1935	4160	1.34	1.0	60	14:31	14:41	181	91	87	74	<i>W. J. Adams</i>
103	9.5	11.0	1935	4160	1.34	1.0	60	15:09	15:19	181	92	86	76	<i>W. J. Adams</i>
104	9.5	10.9	1935	4160	1.34	1.0	60	15:45	15:55	181	92	86	75	<i>W. J. Adams</i>
105	9.5	11.0	1935	4160	1.34	1.0	60	16:21	16:31	181	91	86	74	<i>W. J. Adams</i>

SOLD TO ILLINOIS POWER CO.
 ADDRESS 500 SOUTH 27TH STREET
 DECATUR, ILLINOIS 62525

CONT. NO. _____
 MODEL NO. _____
 SERIAL NO. _____
 RATING 3869 KW, 4160 VOLT
 SERVICE _____



JOB NO. 75744
 METHOD NO. _____
 DATE 1-28-82
 TESTED BY *Donna Williams*
 CALC. BY *Judy W. Hargfield*
 CHECKED BY _____
 GOV'T. INSP. _____

OFFICIAL TEST RECORD

START AND LOAD ACCEPTANCE QUALIFICATION TEST

START NO.	JACKET WATER TEMP.				LUBE OIL TEMP.				REMARKS
	ENGINE 1		ENGINE 2		ENGINE 1		ENGINE 2		
	IN	OUT	IN	OUT	IN	OUT	IN	OUT	
97	118		134			120		135	
97	149	139		154	170	186	150	176	
98	118		135			120		135	
98	149	160	149	154	171	185	149	176	
99	118		132			120		134	
99	149	160	150	154	170	185	150	176	
100	149	166	149			182		168	HOT - ONE HOUR RUN
100	149		150	160	193	215	139	191	
101	120		133	135		121		134	
101	149	159	149	154	174	190	150	179	
102	117		131			120		133	
102	149	139	150	154	170	185	150	177	
103	120		134			124		135	
103	149	160	149	154	171	185	150	176	
104	120		134			121		135	
104	149	160	150	154	170	185	150	177	
105	122		135			124		135	
105	149	160	150	154	170	186	150	178	

SHEET 1 OF 1

SHEET 1 OF 1

SOLD TO ILLINOIS POWER CO.
ADDRESS 500 SOUTH 27TH STREET
DECATUR, ILLINOIS, 62525
CONT. NO.
MODEL NO.
SERIAL NO.
RATING 3869 KW, 4160 VOLT
SERVICE



OFFICIAL TEST RECORD

START AND LOAD ACCEPTANCE QUALIFICATION TEST
DAILY CHECK SHEET

JOB NO. 75744
METHOD NO.
DATE 1-30-82
TESTED BY J. Williams
Oscar Salomon
CALC. BY
CHECKED BY J. Williams
GOV'T. INSP.

PRIOR TO THE INITIATION OF EACH DAYS START TEST SEQUENCE, THE FOLLOWING ITEMS WILL BE VERIFIED AS OPERATIONAL AND THE APPROPRIATE SPACE INITIALED BY THE TEST TECHNICIANS.

1. FUEL OIL PUMP TURNED ON TECH. INIT. lw
2. TURN ON D.C. POWER TECH. INIT. lw
3. TURN ON COOLING TOWER FANS TECH. INIT. lw
4. TURN ON JACKET WATER CIRCULATING PUMP TECH. INIT. lw
5. TURN ON AIR COMPRESSORS* TECH. INIT. lw
6. PLUG IN AND TURN ON BATTERY CHARGER TECH. INIT. lw
7. ASSURE CHART RECORDER IS ON AND WARM TECH. INIT. lw
8. TURN ON RAW WATER CIRCULATION PUMPS TECH. INIT. lw

* NO STARTS PERFORMED UNTIL STARTING AIR PRESSURE REACHES 250 PSI.

W. O. NO. 75744

TEST TITLE: Start and Load Acceptance Qualification Test - Air Start Motor Refurbishment

PROCEDURE: 17 cyl

DATE: 1-30-82

#1 STARTER S/N: 0995 STARTS MADE ON THIS UNIT: 25

PARTS REPLACED: 0991

#2 STARTER S/N: 0992 STARTS MADE ON THIS UNIT: 25

PARTS REPLACED: 0994

#3 STARTER S/N: 0996 STARTS MADE ON THIS UNIT: 25

PARTS REPLACED: 0998

#4 STARTER S/N: _____ STARTS MADE ON THIS UNIT: _____

PARTS REPLACED: _____

.....
ADDITIONAL COMMENTS: _____

TECHNICIAN'S SIGNATURE: John R. Williams DATE: 1-30-82

W. O. NO. 75744

TEST TITLE: Start and Load Acceptance Qualification Test - Air Start Motor Refurbishment

PROCEDURE: 1600pl

DATE: 1-30-82

#1 STARTER S/N: 0899 STARTS MADE ON THIS UNIT: 25

PARTS REPLACED: 1002

#2 STARTER S/N: 1004 STARTS MADE ON THIS UNIT: 25

PARTS REPLACED: 1000

#3 STARTER S/N: 0997 START MADE ON THIS UNIT: 25

PARTS REPLACED: 1008

#4 STARTER S/N: _____ START MADE ON THIS UNIT: _____

PARTS REPLACED: _____

.....
ADDITIONAL COMMENTS: _____

TECHNICIANS SIGNATURE: Lester R. Wallace DATE: 1-30-82

SOLD TO ILLINOIS POWER CO.
 ADDRESS 500 SOUTH 27TH STREET
DECATUR, ILLINOIS 62525
 CONT. NO. _____
 MODEL NO. _____
 SERIAL NO. _____
 RATING 3869 KW, 4160 VOLT
 SERVICE _____



OFFICIAL TEST RECORD

JOB NO. 75744
 METHOD NO. _____
 DATE 1-29-82 1-30-82
 TESTED BY Antis R. Williams
Deborah L. Brown
 CALC. BY _____
 CHECKED BY Judy W. H. Field
 GOV'T. INSP. _____

START AND LOAD ACCEPTANCE QUALIFICATION TEST

START NO.	START TIME		LOAD	VOLT	AMP	P.F.	FREQ.	TIME OF DAY		AIR PRESS.	OIL PRESSURE PSI		AVG AMB	WITNESSED BY
	FROM START TO RATED VOLT & FREQ.	FROM RATED VOLT & FREQ. TO LOAD						AT START	AT STOP		ENG. 1	ENG. 2		
106			KW	4160	1.34	1.0	60	17:05	17:15	181	94	86	72	TRB
106	9.5	11.0	1935	4160	1.34	1.0	60	17:05	17:15	181	94	86	72	TRB
107										181			69	TRB
107	9.05	10.85	1935	4160	1.34	1.0	60	7:38	7:48	181	103	90	69	TRB
108										181			70	TRB
108	9.5	10.9	1935	4160	1.34	1.0	60	8:23	8:33	181	95	87	70	TRB
109										181			71	TRB
109	9.5	10.8	1935	4160	1.34	1.0	60	8:58	9:09	181	93	86	72	TRB
110										181			72	TRB
110	9.5	11.1	1935	4160	1.34	1.0	60	9:15	9:25	181	87	86	72	TRB
111										181			70	TRB
111	9.3	10.6	1935	4160	1.34	1.0	60	11:17	11:29	181	93	87	71	TRB
112										181			70	TRB
112	9.6	10.9	1935	4160	1.34	1.0	60	11:53	12:03	181	91	87	70	TRB
113										181			70	TRB
113	9.7	11.7	1935	4160	1.34	1.0	60	12:33	12:43	181	93	87	71	TRB
114										181			71	TRB
114	9.65	11.25	1935	4160	1.34	1.0	60	13:09	13:19	181	92	86	72	TRB

SOLD TO ILLINOIS POWER CO.
 ADDRESS 500 SOUTH 27TH STREET
 DECATUR, ILLINOIS 62525
 CONT. NO. _____
 MODEL NO. _____
 SERIAL NO. _____
 RATING 3869 KW, 4160 VOLT
 SERVICE _____



OFFICIAL TEST RECORD

START AND LOAD ACCEPTANCE QUALIFICATION TEST

JOB NO. 75744
 METHOD NO. _____
 DATE 1-29-82 1-30-82
 TESTED BY *John H. Williams*
Alvin Stinson
 CALC. BY *Judy Mayhew*
 CHECKED BY _____
 GOV'T. INSP. _____

START NO.	COOLANT WATER TEMP.				LUBE OIL TEMP.				REMARKS
	ENGINE 1		ENGINE 2		ENGINE 1		ENGINE 2		
	IN	OUT	IN	OUT	IN	OUT	IN	OUT	
105	116		135	155	113			153	
106	149	159	150	154	170	185	150	176	
107	117		117		115			115	1-30-81
107	149	159	149	154	160	170	145	163	
108	115		124		117			134	
108	149	159	130	154	164	180	149	174	
109	118		133		120			135	
109	149	160	130	154	170	183	150	176	
110	149	160	144		181			168	Hot
110	149	160	150	154	176	193	150	178	
111	116		130		131			135	
111	149	160	150	154	169	183	149	175	
112	118		134		121			135	
112	149	160	150	154	170	185	149	176	
113	118		135		120			134	
113	149	160	150	154	170	186	149	178	
114	118		133		122			135	
114	149	160	150	154	170	185	150	177	
									SHEET OF

SHEET OF

SOLD TO ILLINOIS POWER CO.
 ADDRESS 500 SOUTH 27TH STREET
DECATUR, ILLINOIS, 62525
 CONT. NO. _____
 MODEL NO. _____
 SERIAL NO. _____
 RATING 3869 KW, 4160 VOLT
 SERVICE _____



OFFICIAL TEST RECORD

JOB NO. 75744
 METHOD NO. _____
 DATE 1-31-83
 TESTED BY James R. Williams
Osborn G. Gotsch
 CALC. BY _____
 CHECKED BY Judy Warfield
 GOV'T. INSP. _____

START AND LOAD ACCEPTANCE QUALIFICATION TEST DAILY CHECK SHEET

PRIOR TO THE INITIATION OF EACH DAYS START TEST SEQUENCE, THE FOLLOWING ITEMS WILL BE VERIFIED AS OPERATIONAL AND THE APPROPRIATE SPACE INITIALED BY THE TEST TECHNICIANS.

- | | | |
|--|-------------|-----------|
| 1. FUEL OIL PUMP TURNED ON | TECH. INIT. | <u>lw</u> |
| 2. TURN ON D.C. POWER | TECH. INIT. | <u>lw</u> |
| 3. TURN ON COOLING TOWER FANS | TECH. INIT. | <u>lw</u> |
| 4. TURN ON JACKET WATER CIRCULATING PUMP | TECH. INIT. | <u>lw</u> |
| 5. TURN ON AIR COMPRESSORS* | TECH. INIT. | <u>lw</u> |
| 6. PLUG IN AND TURN ON BATTERY CHARGER | TECH. INIT. | <u>lw</u> |
| 7. ASSURE CHART RECORDER IS ON AND WARM | TECH. INIT. | <u>lw</u> |
| 8. TURN ON RAW WATER CIRCULATION PUMPS | TECH. INIT. | <u>lw</u> |

* NO STARTS PERFORMED UNTIL STARTING AIR PRESSURE REACHES 250 PSI.

SOLD TO ILLINOIS POWER CO.
 ADDRESS 500 SOUTH 27TH STREET
DECATUR, ILLINOIS 62523
 CONT. NO. _____
 MODEL NO. _____
 SERIAL NO. _____
 RATING 3869 KW, 4160 VOLT
 SERVICE _____



JOB NO. 75744
 METHOD NO. _____
 DATE 1-30-82 1-31-82
 TESTED BY Lester Williams
Edgar S. L. L. L.
 CALC. BY _____
 CHECKED BY Judy Mayfield
 GOV'T. INSP. _____

OFFICIAL TEST RECORD

START AND LOAD ACCEPTANCE QUALIFICATION TEST

START NO.	START TIME		LOAD	VOLT	AMP	P.F.	FREQ.	TIME OF DAY		AIR PRESS.	OIL PRESSURE PSI		AVG AMB	WITNESSED
	FROM START TO RATED VOLT & FREQ.	FROM RATED VOLT & FREQ. TO LOAD						AT START	AT STOP		ENG. 1	ENG. 2		
			KW	Ø-Ø	X200	%	HZ.			PSI			OF	
115										181			73	TV
115	9.6	11.3	1035	4160	1.34	1.0	60	13:47	13:57	181	96	87	74	TV
116										181			72	TV
116	9.6	10.9	1935	4160	1.34	1.0	60	14:28	14:38	181	892	87	74	TV
117										181			72	TV
117	9.65	11.15	1935	4160	1.34	1.0	60	15:07	15:17	181	92	86		TV
118										181			70	TV
118	9.6	11.6	1935	4160	1.34	1.0	60	15:40	15:50	181	93	86	69	TV
119										181			68	TV
119	9.5	10.9	1935	4160	1.34	1.0	60	16:15	16:25	181	92	86	68	TV
120										181			69	TV
120	9.5	11.2	1935	4160	1.34	1.0	60	16:30	16:40	181	87	86		TV
121										182			50	1-31-82
121	8.9	10.9	1935	4160	1.34	1.0	60	7:29	7:37	181	105	90	52	TV
122										181			52	TV
122	9.3	11.0	1935	4160	1.34	1.0	60	8:00	8:10	181	98	87	52	TV
123										181			53	TV
123	9.2	10.7	1935	4160	1.34	1.0	60	8:43	8:53	183	92	87	53	TV

SOLD TO ILLINOIS POWER CO.
 ADDRESS 500 SOUTH 27TH STREET
 DECATUR, ILLINOIS 62525

CONT. NO. _____
 MODEL NO. _____
 SERIAL NO. _____
 RATING 3869 KW, 4160 VOLT
 SERVICE _____



JOB NO. 75744
 METHOD NO. _____
 DATE 1-31-82
 TESTED BY *Stanley R. Williams*
John DeWitt
 CALC. BY _____
 CHECKED BY *Judy H. Hargrave*
 GOV'T. INSP. _____

OFFICIAL TEST RECORD

START AND LOAD ACCEPTANCE QUALIFICATION TEST

START NO.	JACKET WATER TEMP.				LUBE OIL TEMP.				REMARKS
	ENGINE 1		ENGINE 2		ENGINE 1		ENGINE 2		
	IN	OUT	IN	OUT	IN	OUT	IN	OUT	
115	118		133		120	130	130	135	
115	149	160	150	154	170	184	150	176	
116	118		135		120			134	
116	149	165	149	154	170	185	149	175	
117	118		133		121			135	
117	149	160	150	154	169	183	149	176	
118	115		134		121			135	
118	149	160	150	154	170	183	149	176	
119	120		134		123			135	
119	149	160	150	154	170	184	149	176	
120	119		150		122			168	NOT
120	150	160	150	154	175	183	150	179	
121	119	139	149	154	156	167	142	165	1-31-82
121	149		125		122			133	
122	116		130		122			133	
122	149	159	150	154	166	180	148	174	
123	115		126		120			131	
123	149	159	149	154	169	183	149	175	

SHEET OF

SOLD TO ILLINOIS POWER CO.
ADDRESS 500 SOUTH 27TH STREET
DECATUR, ILLINOIS, 62525
CONT. NO. _____
MODEL NO. _____
SERIAL NO. _____
RATING 3869 KW, 4160 VOLT
SERVICE _____



OFFICIAL TEST RECORD

START AND LOAD ACCEPTANCE QUALIFICATION TEST
DAILY CHECK SHEET

JOB NO. 75744
METHOD NO. _____
DATE 2-1-82
TESTED BY Tommy B. Williams
Olson Schwab
CALC. BY _____
CHECKED BY Judy Warfield
GOV'T. INSP. _____

PRIOR TO THE INITIATION OF EACH DAYS START TEST SEQUENCE, THE FOLLOWING ITEMS WILL BE VERIFIED AS OPERATIONAL AND THE APPROPRIATE SPACE INITIALED BY THE TEST TECHNICIANS.

1. FUEL OIL PUMP TURNED ON TECH. INIT. lw
2. TURN ON D.C. POWER TECH. INIT. lw
3. TURN ON COOLING TOWER FANS TECH. INIT. lw
4. TURN ON JACKET WATER CIRCULATING PUMP TECH. INIT. lw
5. TURN ON AIR COMPRESSORS* TECH. INIT. lw
6. PLUG IN AND TURN ON BATTERY CHARGER TECH. INIT. lw
7. ASSURE CHART RECORDER IS ON AND WARM TECH. INIT. lw
8. TURN ON RAW WATER CIRCULATION PUMPS TECH. INIT. lw

* NO STARTS PERFORMED UNTIL STARTING AIR PRESSURE REACHES 250 PSI.

SOLD TO: ILLINOIS POWER CO.
 ADDRESS: 500 SOUTH 27TH STREET
 DECATUR, ILLINOIS 62523
 CONT. NO. _____
 MODEL NO. _____
 SERIAL NO. _____
 RATING: 3869 KW, 4160 VOLT
 SERVICE: _____



JOB NO. 75744
 METHOD NO. _____
 DATE 1-31-82 3-1-82
 TESTED BY *Antio Williams*
Oshon Atkinson
 CALC. BY _____
 CHECKED BY *Judy Warfield*
 GOV'T. INSP. _____

OFFICIAL TEST RECORD

START AND LOAD ACCEPTANCE QUALIFICATION TEST

START NO.	START TIME		LOAD	VOLT	AMP	P.F.	FREQ.	TIME OF DAY		AIR PRESS.	OIL PRESSURE PSI		AVG AMB OF	WITNESSED BY
	FROM START TO RATED VOLT & FREQ.	FROM RATED VOLT & FREQ. TO LOAD						AT START	AT STOP		ENG. 1	ENG. 2		
124			R10	4160	1.34	1.0	60			181			52	TCB
124	9.2	10.6	1935	4160	1.34	1.0	60	9:21	9:31	181	95	87	54	TCB
125										181			54	TCB
125	9.3	11.5	3269	4160	2.68	1.0	60	10:04	11:04	181	76	84	58	TCB
126										181			58	TCB
126										181			56	TCB
126	8.4	11.6	1935	4160	1.34	1.0	60	12:10	12:50	181	98	89	57	TCB
127										181			57	TCB
127	9.4	10.7	1935	4160	1.34	1.0	60	13:14	13:24	181	93	87	57	TCB
128										181			56	TCB
128	4.3	10.2	1935	4160	1.34	1.0	60	13:35	14:05	181	91	87	56	TCB
129										181			57	TCB
129	9.3	10.7	1935	4160	1.34	1.0	60	14:30	14:40	181	93	87	57	TCB
130										181			57	TCB
130	9.3	11.0	1935	4160	1.34	1.0	60	14:45	14:55	181	87	86	57	TCB
131										181			58	TCB
131	9.3	10.7	1935	4160	1.34	1.0	60	15:30	16:30	181	92	87	58	TCB

SOLD TO: ILLINOIS POWER CO.
 ADDRESS: 500 SOUTH 27TH STREET
 DECATUR, ILLINOIS 62525

CONT. NO. _____
 MODEL NO. _____
 SERIAL NO. _____
 RATING: 3869 KW, 4160 VOLT
 SERVICE: _____



JOB NO. 75744
 METHOD NO. _____
 DATE 1-31-82 9-1-82
 TESTED BY: *James H. Sullivan*
 CALC. BY: *Judy A. Sanford*
 CHECKED BY: _____
 GOV'T. INSP. _____

OFFICIAL TEST RECORD

START AND LOAD ACCEPTANCE QUALIFICATION TEST

START NO.	JACKET WATER TEMP.				LUPE OIL TEMP.				REMARKS
	ENGINE 1	ENGINE 2	IN	OUT	ENGINE 1	ENGINE 2	IN	OUT	
121	116		133		125		135		
124	149	154	149	154	169	181	148	176	
125	116		133		120				
125	148	163	148	156	190	211	153	188	
126	130								
126	133		125		130				External oil cooler on pump motor engaged. Motor too small. Secured and 2-1-82
126	149	159	149	154	165	178	147	168	
127	120		133		125				
127	149	159	149	154	170	185	149	175	
128	132		135		125				
128	149	159	149	154	170	185	149	176	
129	130		132		125				
129	149	159	149	154	170	185	149	174	
130	150		151		182				Hot
130	149	159	149	154	176	192	149	177	
131	125		130	130	130				
131	149	159	149	154	170	185	149	179	

SOLD TO ILLINOIS POWER CO.
ADDRESS 500 SOUTH 27TH STREET
DECATUR, ILLINOIS, 62525
CONT. NO. _____
MODEL NO. _____
SERIAL NO. _____
RATING 3869 KW, 4160 VOLT
SERVICE _____



OFFICIAL TEST RECORD

START AND LOAD ACCEPTANCE QUALIFICATION TEST
DAILY CHECK SHEET

JOB NO. 75744
METHOD NO. _____
DATE 2-2-82
TESTED BY LANTIS E. Williams
Oscar TATUM
CALC. BY _____
CHECKED BY Judy Hargfield
GOV'T. INSP. _____

PRIOR TO THE INITIATION OF EACH DAYS START TEST SEQUENCE, THE FOLLOWING ITEMS WILL BE VERIFIED AS OPERATIONAL AND THE APPROPRIATE SPACE INITIALED BY THE TEST TECHNICIANS.

1. FUEL OIL PUMP TURNED ON TECH. INIT. lw
2. TURN ON D.C. POWER TECH. INIT. lw
3. TURN ON COOLING TOWER FANS TECH. INIT. lw
4. TURN ON JACKET WATER CIRCULATING PUMP TECH. INIT. lw
5. TURN ON AIR COMPRESSORS* TECH. INIT. lw
6. PLUG IN AND TURN ON BATTERY CHARGER TECH. INIT. lw
7. ASSURE CHART RECORDER IS ON AND WARM TECH. INIT. lw
8. TURN ON RAW WATER CIRCULATION PUMPS TECH. INIT. lw

* NO STARTS PERFORMED UNTIL STARTING AIR PRESSURE REACHES 250 PSI.

W. O. NO. 75744

TEST TITLE: Start and Load Acceptance qualification Test - Air Start Motor Refurbishmen

PROCEDURE: 16 cyl.

DATE: 2-2-82

#1 STARTER S/N: 1002 STARTS MADE ON THIS UNIT: 25

PARTS REPLACED: 0999

#2 STARTER S/N: 1000 STARTS MADE ON THIS UNIT: 25

PARTS REPLACED: 1004

#3 STARTER S/N: 1008 START MADE ON THIS UNIT: 25

PARTS REPLACED: 0996

#4 STARTER S/N: _____ START MADE ON THIS UNIT: _____

PARTS REPLACED: _____

.....
ADDITIONAL COMMENTS: _____

TECHNICIANS SIGNATURE: Tomato B. Williams DATE: 2-2-82

W. O. NO. 75744

TEST TITLE: Start and Load Acceptance Qualification Test - Air Start Motor Refurbishment

PROCEDURE: 15 gph.

DATE: 2-2-82

#1 STARTER S/N: 0891 STARTS MADE ON THIS UNIT: 25

PARTS REPLACED: 0895

#2 STARTER S/N: 0894 STARTS MADE ON THIS UNIT: 25

PARTS REPLACED: 0892

#3 STARTER S/N: 0898 START MADE ON THIS UNIT: 25

PARTS REPLACED: 0897

#4 STARTER S/N: _____ START MADE ON THIS UNIT: _____

PARTS REPLACED: _____

.....
ADDITIONAL COMMENTS: _____

TECHNICIAN'S SIGNATURE: [Signature] DATE: 2-2-82

SOLD TO ILLINOIS POWER CO.
 ADDRESS 500 SOUTH 27TH STREET
DECATUR, ILLINOIS 62525
 CONT. NO. _____
 MODEL NO. _____
 SERIAL NO. _____
 RATING 3869 KW, 4160 VOLT
 SERVICE _____



OFFICIAL TEST RECORD

START AND LOAD ACCEPTANCE QUALIFICATION TEST

JOS NO. 75744
 METHOD NO. _____
 DATE 2-1-53
 TESTED BY Lewis B. Williams
Oskar T. Tuka
 CALC. BY _____
 CHECKED BY Judy Warfield
 GOV'T. INSP. _____

START NO.	START TIME		LOAD KW	VOLT	AMP	P.F.	FREQ. HZ.	TIME OF DAY		AIR PRESS. PSI	OIL PRESSURE PSI		AVG AMB OF	WITNESSED BY
	FROM START TO RATED VOLT & FREQ.	FROM RATED VOLT & FREQ. TO LOAD						AT START	AT STOP		ENG. 1	ENG. 2		
132			8-2	4160	1.34	1.0	60	16:01	16:11	181	94	87	58	TW
132	9.3	10.5	1935	4160	1.34	1.0	60	16:01	16:11	181	94	87	58	TW
133										181			57	TW
133	9.3	10.6	1935	4160	1.34	1.0	60	16:37	16:47	181	92	87	57	TW
134										181			55	TW
134	9.2	10.9	1935	4160	1.34	1.0	60	17:20	17:30	181	93	87	56	TW
135										181			55	TW
135	9.3	10.8	1935	4160	1.34	1.0	60	18:02	18:12	181	93	87	55	TW
136										181			56	TW
136	9.0	11.2	1935	4160	1.34	1.0	60	8:18	8:28	181	103	87	56	TW
137										181			56	TW
137	9.5	10.8	1935	4160	1.34	1.0	60	8:57	9:07	181	95	87	56	TW
138										181			56	TW
138	9.45	11.3	1935	4160	1.34	1.0	60	9:46	9:56	181	94	87	56	TW
139										181			57	TW
139	9.5	10.8	1935	4160	1.34	1.0	60	10:31	10:41	181	97	87	57	TW
140										181			58	TW
140	9.5	10.7	1935	4160	1.34	1.0	60	10:50	11:00	181	94	86	58	TW

SOLD TO ILLINOIS POWER CO.
 ADDRESS 500 SOUTH 27TH STREET
 DECATUR, ILLINOIS 62525

CONT. NO. _____
 MODEL NO. _____
 SERIAL NO. _____
 RATING 3869 KW, 4160 VOLT
 SERVICE _____



JOB NO. 75744

METHOD NO. 3-1-82
 DATE 3-2-82
 TESTED BY *Stephen Williams*
Deputy Inspector
 CALC. BY *Judy Wargfield*
 CHECKED BY _____
 GOV'T. INSP. _____

OFFICIAL TEST RECORD

START AND LOAD ACCEPTANCE QUALIFICATION TEST

START NO.	JACKET WATER TEMP.				LUBE OIL TEMP.				REMARKS
	ENGINE 1		ENGINE 2		ENGINE 1		ENGINE 2		
	IN	OUT.	IN	OUT	IN	OUT	IN	OUT	
132	130		130		124		131		
132	144	159	149	154	169	183	149	176	
133	132		130		125		135		
133	149	159	150	152	170	186	130	175	
134	119		130		135		132		
134	150	159	150	153	170	183	149	174	
135	130		135		130		135		
135	130	139	150	153	170	183	149	175	Engine 2 started
136	119		118		125		119		
136	149	159	150	154	159	167	143	164	2-2-82
137	132		125		115		135		
137	149	159	150	154	168	180	148	173	
138	130		125		115		132		
138	149	159	150	154	169	183	149	175	
139	115		132		118		130		
139	145	159	149	154	165	180	148	173	
140	155	155	139	160	175		168		Hot
140	149	159	150	154	172	188	150	178	
									SHEET OF

SOLD TO ILLINOIS POWER CO.
 ADDRESS 500 SOUTH 27TH STREET
 DECATUR, ILLINOIS 62525

CONT. NO. _____
 MODEL NO. _____
 SERIAL NO. 3869 KW, 4160 VOLT
 RATING _____
 SERVICE _____



JOB NO. 75744
 METHOD NO. _____
 DATE 3-2-82
 TESTED BY *Earl E. Sullivan*
Edgar Stevenson
 CALC. BY *Jimmy Mayfield*
 CHECKED BY _____
 GOV. INSP. _____

OFFICIAL TEST RECORD

START AND LOAD ACCEPTANCE QUALIFICATION TEST

START NO.	START TIME		LOAD	VOLT	AMP	P.F.	FREQ. HZ.	TIME OF DAY		AIR PRESS. PSI	OIL PRESSURE PSI		AVG AMB °F	WITNESSED BY
	FROM RATED VOLT	FROM RATED FREQ.						START	STOP		ENG. 1	ENG. 2		
141	9.5	10.8	1935	4160	1.34	1.0	60	11:38	11:49	181	90	86	59	TRW (OC 55-19)
142	9.5	11.4	1935	4160	1.34	1.0	60	12:13	12:33	181	92	87	59	TRW (OC 55-19)
143	9.5	11.2	1935	4160	1.34	1.0	60	12:52	13:02	181	92	86	60	TRW (OC 55-19)
144	9.5	10.9	1935	4160	1.34	1.0	60	13:23	13:33	181	90	86	59	TRW (OC 55-19)
145	9.5	11.1	1935	4160	1.34	1.0	60	14:04	14:14	181	92	86	62	TRW (OC 55-19)
146	9.5	11.2	1935	4160	1.34	1.0	60	14:39	14:50	181	91	87	60	TRW (OC 55-19)
147	9.5	11.1	1935	4160	1.34	1.0	60	15:19	15:29	181	92	86	62	TRW (OC 55-19)
148	9.5	11.1	1935	4160	1.34	1.0	60	15:58	16:08	181	92	87	63	TRW (OC 55-19)
149	9.5	11.3	1935	4160	1.34	1.0	60	16:25	16:45	181	92	86	60	TRW (OC 55-19)

SOLD TO ILLINOIS POWER CO.
 ADDRESS 500 SOUTH 27TH STREET
DECATUR, ILLINOIS 62525
 CONT. NO. _____
 MODEL NO. _____
 SERIAL NO. _____
 RATING 3869 KW, 4160 VOLT
 SERVICE _____



OFFICIAL TEST RECORD

START AND LOAD ACCEPTANCE QUALIFICATION TEST

JOB NO. 75744
 METHOD NO. _____
 DATE 2-2-92
 TESTED BY Robert Williams
Ashton Antanaka
 CALC. BY _____
 CHECKED BY Judy Wardfield
 GOV'T. INSP. _____

START NO.	JACKET WATER TEMP.				LUBE OIL TEMP.				REMARKS
	ENGINE 1		ENGINE 2		ENGINE 1		ENGINE 2		
	IN	OUT	IN	OUT	IN	OUT	IN	OUT	
141	115		133		170	180		130	
141	149	160	150	154	172	186	150	176	
142	130		135			125		135	
142	149	160	150	154	170	185	149	176	
143	130		135			122		135	
143	149	159	150	154	171	185	149	176	
144	132		133			135		135	
144	149	160	150	154	172	188	150	177	
145	121		133			125		135	
145	149	160	150	154	170	185	149	177	
146	123		133			128		135	
146	149	160	150	154	171	187	149	177	
147	121		132			125		134	
147	149	160	150	154	170	185	150	176	
148	120		130			133		134	
148	149	160	150	154	170	185	150	176	
149	120		133			125		135	
149	149	160	150	154	170	185	150	176	

SHEET OF

SHEET OF

SOLD TO ILLINOIS POWER CO.
ADDRESS 500 SOUTH 27TH STREET
DECATUR, ILLINOIS, 62525
CONT. NO. _____
MODEL NO. _____
SERIAL NO. _____
RATING 3869 KW, 4160 VOLT
SERVICE _____



JOB NO. 75744
METHOD NO. _____
DATE 2-3-82
TESTED BY *James H. McMillan*
CALC. BY _____
CHECKED BY *Judy W. Hargis*
GOV'T. INSP. _____

OFFICIAL TEST RECORD

START AND LOAD ACCEPTANCE QUALIFICATION TEST
DAILY CHECK SHEET

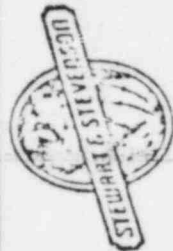
PRIOR TO THE INITIATION OF EACH DAYS START TEST SEQUENCE, THE FOLLOWING ITEMS WILL BE VERIFIED AS OPERATIONAL AND THE APPROPRIATE SPACE INITIALED BY THE TEST TECHNICIANS.

1. FUEL OIL PUMP TURNED ON TECH. INIT. *lw*
2. TURN ON D.C. POWER TECH. INIT. *lw*
3. TURN ON COOLING TOWER FANS TECH. INIT. *lw*
4. TURN ON JACKET WATER CIRCULATING PUMP TECH. INIT. *lw*
5. TURN ON AIR COMPRESSORS* TECH. INIT. *lw*
6. PLUG IN AND TURN ON BATTERY CHARGER TECH. INIT. *lw*
7. ASSURE CHART RECORDER IS ON AND WARM TECH. INIT. *lw*
8. TURN ON RAW WATER CIRCULATION PUMPS TECH. INIT. *lw*

* NO STARTS PERFORMED UNTIL STARTING AIR PRESSURE REACHES 250 PSI.

SOLD TO
ILLINOIS POWER CO.
500 SOUTH 27TH STREET
DECATUR, ILLINOIS 62523

CONT. NO.
MODEL NO.
SERIAL NO.
RATING 3869 KW, 4160 VOLT
SERVICE



JOB NO. 75744

METHOD NO. 3-3-82
DATE 3-3-82
TESTED BY *Robert Williams*
CALC. BY *Judy Williams*
CHECKED BY *Judy Williams*
GOV'T. INSP.

OFFICIAL TEST RECORD

START AND LOAD ACCEPTANCE QUALIFICATION TEST

START NO.	START TIME		LOAD KW	VOLT	AMP	P.F.	FREQ. HZ.	TIME OF DAY		AIR PRESS. PSI	OIL PRESSURE PSI		AVG AMB OF	WITNESSED BY
	FROM START TO RATED VOLT & FREQ	PERI RATED VOLT & FREQ						AT START	AT STOP		ENG. 1	ENG. 2		
150	9.5	10.8	3869	4160	2.68	1.0	60	7:20	7:30	181	95	83	60	<i>OC SS-19</i>
151	9.05	11.2	1935	4160	1.34	1.0	60	7:20	7:30	181	100	88	48	<i>OC SS-19</i>
152	9.3	10.9	1935	4160	1.34	1.0	60	7:50	8:00	181	94	88	50	<i>OC SS-19</i>
153	9.25	11.2	1935	4160	1.34	1.0	60	8:35	8:45	181	91	86	50	<i>OC SS-19</i>
154	9.3	11.0	1935	4160	1.34	1.0	60	9:07	9:17	181	92	86	51	<i>OC SS-19</i>
155	9.3	10.8	1935	4160	1.34	1.0	60	9:40	9:50	181	93	86	52	<i>OC SS-19</i>
156	9.3	10.8	1935	4160	1.34	1.0	60	10:16	10:26	181	92	87	53	<i>OC SS-19</i>
157	9.3	10.8	1935	4160	1.34	1.0	60	10:51	11:01	181	92	86	54	<i>OC SS-19</i>
158	9.3	10.7	1935	4160	1.34	1.0	60	11:26	11:36	181	94	86	56	<i>OC SS-19</i>

SOLD TO ILLINOIS POWER CO.
 ADDRESS 500 SOUTH 27TH STREET
 DECATUR, ILLINOIS 62525
 CONT. NO. _____
 MODEL NO. _____
 SERIAL NO. _____
 RATING 3869 KW, 4160 VOLT
 SERVICE _____



JOB NO. 75744

METHOD NO. _____
 DATE 2-2-82 2-3-82
 TESTED BY *Adrian G. G. G.*
 CALC. BY *Adrian G. G. G.*
 CHECKED BY *Judy Whitfield*
 GOV'T. INSP. _____

OFFICIAL TEST RECORD

START AND LOAD ACCEPTANCE QUALIFICATION TEST

START NO.	JACKET WATER TEMP.				LUBE OIL TEMP.				REMARKS
	ENGINE 1		ENGINE 2		ENGINE 1		ENGINE 2		
	IN	OUT	IN	OUT	IN	OUT	IN	OUT	
150	150		149		180		179		HOT 1 Hour Load Run
150	149	163	149	160	191	213	154	199	
151	115		117		116		118		3-3-82
151	148	159	149	154	164	175	143	164	
152	120		125		128		135		
152	149	159	142	160	169	183	141	165	
153	123		123		130		135		
153	149	159	150	154	170	186	149	186	
154	118		128		125		133		
154	149	159	150	154	170	184	149	176	
155	122		130		128		135		
155	149	159	150	154	169	183	149	175	
156	120		130		128		135		
156	149	159	150	154	170	185	149	175	
157	120		130		128		135		
157	149	159	150	154	169	184	149	175	
158	121		135		130		134		
158	149	159	150	154	169	183	149	175	
									SHEET OF

SHEET OF

W. O. NO. 75744

TEST TITLE: Start and Load Acceptance Qualification Test - Air Start Motor Refurbishment

PROCEDURE: 16 cyl.

DATE: 2-3-82

#1 STARTER S/N: 0999 STARTS MADE ON THIS UNIT: 26

PARTS REPLACED: 1007

#2 STARTER S/N: 1004 STARTS MADE ON THIS UNIT: 26

PARTS REPLACED: 1000

#3 STARTER S/N: 0996 START MADE ON THIS UNIT: 26

PARTS REPLACED: 1008

#4 STARTER S/N: _____ START MADE ON THIS UNIT: _____

PARTS REPLACED: _____

.....
ADDITIONAL COMMENTS: _____

TECHNICIAN'S SIGNATURE [Signature] DATE: 2-3-82

W. O. NO. 75744

TEST TITLE: Start and Load Acceptance Qualification Test - Air Start Motor Refurbishment

PROCEDURE: 12048

DATE: 2-3-82

#1 STARTER S/N: 0995 STARTS MADE ON THIS UNIT: 26

PARTS REPLACED: 0991

#2 STARTER S/N: 0993 STARTS MADE ON THIS UNIT: 26

PARTS REPLACED: 0994

#3 STARTER S/N: 0997 START MADE ON THIS UNIT: 26

PARTS REPLACED: 0998

#4 STARTER S/N: _____ START MADE ON THIS UNIT: _____

PARTS REPLACED: _____

.....
ADDITIONAL COMMENTS: _____

TECHNICIANS SIGNATURE Robert Williams DATE: 2-3-82

SOLD TO ILLINOIS POWER CO.
 ADDRESS 500 SOUTH 27TH STREET
DECATUR, ILLINOIS 62523
 CONT. NO. _____
 MODEL NO. _____
 SERIAL NO. _____
 RATING 3869 KW, 4160 VOLT
 SERVICE _____



OFFICIAL TEST RECORD

START AND LOAD ACCEPTANCE QUALIFICATION TEST

JOB NO. 75744
 METHOD NO. _____
 DATE 2-3-82
 TESTED BY Spencer Williams
John Williams
 CALC. BY _____
 CHECKED BY Judy Horfield
 GOV'T. INSP. _____

START NO.	START TIME		LOAD	VOLT	AMP	P.F.	FREQ.	TIME OF DAY		AIR PRESS.	OIL PRESSURE PSI		AVG AMB	WITNESSED BY
	FROM START TO RATED VOLT & FREQ.	FROM RATED VOLT & FREQ. TO LOAD						AT START	AT STOP		ENG. 1	ENG. 2		
159			KW 8-8	4250	9%		HZ.			181			56	TRB
159	9.3	10.8	1935	4160	1.34	1.0	60	12:08	12:18	181	93	86	56	TRB
160										181			56	TRB
160	9.3	11.0	1935	4160	1.34	1.0	60	12:23	12:33	181	88	86	56	TRB
161										181			58	TRB
161	9.4	10.7	1935	4160	1.34	1.0	60	13:29	13:39	181	94	86	58	TRB
162										181			60	TRB
162	9.45	10.8	1935	4160	1.34	1.0	60	14:12	14:22	181	92	86	59	TRB
163										181			59	TRB
163	9.4	10.9	1935	4160	1.34	1.0	60	14:44	14:54	181	91	87	59	TRB
164										181			58	TRB
164	9.35	10.8	1935	4160	1.34	1.0	60	15:22	15:32	181	90	87	58	TRB
165										181			59	TRB
165	9.35	10.8	1935	4160	1.34	1.0	60	15:01	16:11	181	93	86	59	TRB
166										181			58	TRB
166	9.3	11.1	1935	4160	1.34	1.0	60	16:35	16:45	181	92	86	58	TRB
167										181			56	TRB
167	9.35	10.7	1935	4160	1.34	1.0	60	17:12		181	97	86	56	TRB

SOLD TO: ILLINOIS POWER CO.
 ADDRESS: 500 SOUTH 27TH STREET
 DECATUR, ILLINOIS 62525

CONT. NO. _____
 MODEL NO. _____
 SERIAL NO. _____
 RATING: 3869 KW, 4160 VOLT
 SERVICE _____



JOB NO. 75744
 METHOD NO. _____
 DATE 2-3-83
 TESTED BY *Robert L. Latham*
 CALC. BY *Judy K. Hensfield*
 CHECKED BY _____
 GOV'T. INSP. _____

OFFICIAL TEST RECORD

START AND LOAD ACCEPTANCE QUALIFICATION TEST

START NO.	JACKET WATER TEMP.				LUBE OIL TEMP.				REMARKS
	ENGINE 1		ENGINE 2		ENGINE 1		ENGINE 2		
	IN	OUT	IN	OUT	IN	OUT	IN	OUT	
159	118		128			123		131	
159	149	159	150	154	169	183	148	175	
160	149		149			179		164	HOT and changed status
160	149	160	150	154	173	191	149	177	
161	119		118		157	113		121	
161	149	139	149	154	169	183	148	176	
162	123		132			125		134	
162	149	139	150	154	170	185	149	175	
163	135		128			130		135	
163	149	160	150	154	171	186	149	176	
164	121		130			125		134	
164	149	160	150	154	170	188	149	177	
165	120		134			125		135	
165	149	160	150	154	189	184	149	176	
166	122		130			128		135	
166	149	160	150	154	170	186	149	176	
167	121		134			125		135	
167	149	160	150	154	170	185	149	176	
									SHEET OF

SOLD TO ILLINOIS POWER CO.
ADDRESS 500 SOUTH 27TH STREET
DECATUR, ILLINOIS, 62525
CONT. NO. _____
MODEL NO. _____
SERIAL NO. _____
RATING 3869 KW, 4160 VOLT
SERVICE _____



OFFICIAL TEST RECORD

START AND LOAD ACCEPTANCE QUALIFICATION TEST
DAILY CHECK SHEET

JOB NO. 75744
METHOD NO. _____
DATE 2-4-88
TESTED BY *David R. Williams*
John Tolson
CALC. BY _____
CHECKED BY *David H. Field*
GOV'T. INSP. _____

PRIOR TO THE INITIATION OF EACH DAYS START TEST SEQUENCE, THE FOLLOWING ITEMS WILL BE VERIFIED AS OPERATIONAL AND THE APPROPRIATE SPACE INITIALED BY THE TEST TECHNICIANS.

1. FUEL OIL PUMP . RNED ON TECH. INIT. *lw*
2. TURN ON D.C. POWER TECH. INIT. *lw*
3. TURN ON COOLING TOWER FANS TECH. INIT. *lw*
4. TURN ON JACKET WATER CIRCULATING PUMP TECH. INIT. *lw*
5. TURN ON AIR COMPRESSOR * TECH. INIT. *lw*
6. PLUG IN AND TURN ON BATTERY CHARGER TECH. INIT. *lw*
7. ASSURE CHART RECORDER IS ON AND WARM TECH. INIT. *lw*
8. TURN ON RAW WATER CIRCULATION PUMPS TECH. INIT. *lw*

* NO STARTS PERFORMED UNTIL STARTING AIR PRESSURE REACHES 250 PSI.

SOLD TO: ILLINOIS POWER CO.
 ADDRESS: 500 SOUTH 27TH STREET
 DECATUR, ILLINOIS 62525
 CONT. NO. _____
 MODEL NO. _____
 SERIAL NO. _____
 RATING: 3869 KW, 4160 VOLT
 SERVICE _____



OFFICIAL TEST RECORD

JOB NO. 75744
 METHOD NO. _____
 DATE 2-4-82
 TESTED BY: Tom Williams
 Oskar Tatuaka
 CALC. BY: _____
 CHECKED BY: Judy Warfield
 GOV'T. INSP. _____

START AND LOAD ACCEPTANCE QUALIFICATION TEST

START NO.	START TIME		LOAD KW	VOLT	AMP	P.F.	FREQ. HZ.	TIME OF DAY		AIR PRESS. PSI	OIL PRESSURE PSI		AVG AMB OF	WITNESSED BY
	FROM START TO RATED VOLT & FREQ.	FROM RATED VOLT & FREQ. TO LOAD						AT START	AT STOP		ENG. 1	ENG. 2		
168			1935	4160	1.34	1.0	60	7:51		181			41	/
168	7.25	10.5	1935	4160	1.34	1.0	60	7:51	7:50	181	105	88	42	TRB OC SS-19
169	9.25	10.7	1935	4160	1.34	1.0	60	8:49	8:57	181	96	87	44	TRB OC SS-19
170	9.25	10.8	1935	4160	1.34	1.0	60	9:02	9:12	181	89	86	46	TRB OC SS-19
171	9.25	10.5	1935	4160	1.34	1.0	60	9:38	9:48	181	91	86	48	TRB OC SS-19
172	9.2	11.4	1935	4160	1.34	1.0	60	10:16	10:28	181	92	86	48	TRB OC SS-19
173	9.2	11.7	1935	4160	1.34	1.0	60	10:57	11:07	181	91	86	49	TRB OC SS-19
174	9.2	10.5	1935	4160	1.34	1.0	60	11:41	11:51	181	93	87	50	TRB OC SS-19
175	7.2	10.7	3869		2.65					181			50	TRB
176	7.2	10.7	1935	4160	1.34	1.0	60	12:32	12:42	181	75	83	53	TRB OC SS-19

SOLD TO ILLINOIS POWER CO.
 ADDRESS 500 SOUTH 27TH STREET
 DECATUR, ILLINOIS 62525
 CONT. NO. _____
 MODEL NO. _____
 SERIAL NO. _____
 RATING 3869 KW, 4160 VOLT
 SERVICE _____



JOB NO. 75744
 METHOD NO. _____
 DATE 2-4-82
 TESTED BY T. Williams
 Osk. E. T. W. A. K.
 CALC. BY _____
 CHECKED BY _____
 GOV'T. INSP. _____

OFFICIAL TEST RECORD

START AND LOAD ACCEPTANCE QUALIFICATION TEST

START NO.	JACKET WATER TEMP.				LUBE OIL TEMP.				REMARKS
	ENGINE 1		ENGINE 2		ENGINE 1		ENGINE 2		
	IN	OUT	IN	OUT	IN	OUT	IN	OUT	
168	115		115		117			116	Unit shut down on low oil pressure Ambient 64°F.
168									
168	118		116		117			115	
168	149	159	150	154	159	168	148	155	
169	135		120		122			128	
169	149	139	150	154	167	170	167	173	
170	139	155	149		177			172	
170	149	159	150	154	173	185	179	176	
171	130		133		132			135	
171	149	139	150	154	170	186	179	173	
172	120		125		138		75	133	
172	149	159	150	154	176	186	149	176	
173	120		125		155			133	
173	149	139	150	154	170	185	179	176	
174	117		125		123			150	
174	149	159	150	154	183	193	179	175	
175	105		125		123			135	
175	148	163	149	160	196	182	155	188	1 HOUR UNLOAD RUN
									SHEET OF

1 HOUR LOAD RUN

SHEET OF

212

SOLD TO ILLINOIS POWER CO.
ADDRESS 500 SOUTH 27TH STREET
DECATUR, ILLINOIS, 62525
CONT. NO.
MODEL NO.
SERIAL NO.
RATING 3869 KW, 4160 VOLT
SERVICE



OFFICIAL TEST RECORD

START AND LOAD ACCEPTANCE QUALIFICATION TEST
DAILY CHECK SHEET

JOB NO. 75744
METHOD NO.
DATE 3-5-83
TESTED BY *Antonia Williams*
Charles Peterson
CALC. BY
CHECKED BY *Judy W. Bergfeld*
GOV'T. INSP.

PRIOR TO THE INITIATION OF EACH DAYS START TEST SEQUENCE, THE FOLLOWING ITEMS WILL BE VERIFIED AS OPERATIONAL AND THE APPROPRIATE SPACE INITIALED BY THE TEST TECHNICIANS.

1. FUEL OIL PUMP TURNED ON TECH. INIT. *km*
2. TURN ON D.C. POWER TECH. INIT. *km*
3. TURN ON COOLING TOWER FANS TECH. INIT. *km*
4. TURN ON JACKET WATER CIRCULATING PUMP TECH. INIT. *km*
5. TURN ON AIR COMPRESSORS* TECH. INIT. *km*
6. PLUG IN AND TURN ON BATTERY CHARGER TECH. INIT. *km*
7. ASSURE CHART RECORDER IS ON AND WARM TECH. INIT. *km*
8. TURN ON RAW WATER CIRCULATION PUMPS TECH. INIT. *km*

* NO STARTS PERFORMED UNTIL STARTING AIR PRESSURE REACHES 250 PSI.

SOLD TO ILLINOIS POWER CO.
 ADDRESS 500 SOUTH 27TH STREET
DECATUR, ILLINOIS 62525
 CONT. NO. _____
 MODEL NO. _____
 SERIAL NO. _____
 RATING 3869 KW, 4160 VOLT
 SERVICE _____



OFFICIAL TEST RECORD

JOB NO. 75744
 METHOD NO. _____
 DATE 2-4-82 2-8-82
 TESTED BY James H. Williams
Orson Peterson
 CALC. BY _____
 CHECKED BY July H. Williams
 GOV'T. INSP. _____

START AND LOAD ACCEPTANCE QUALIFICATION TEST

START NO.	START TIME		LOAD KW	VOLT	AMP	P.F.	FREQ. HZ.	TIME OF DAY		AIR PRESS. PSI	OIL PRESSURE PSI		AVG AMB OF	WITNESSED BY
	FROM START TO RATED VOLT & FREQ.	FROM RATED VOLT & FREQ. TO LOAD						AT START	AT STOP		ENG. 1	ENG. 2		
176			400	4160	1.34	1.0	60			181			54	TRB
176	9.5	10.4	1935	4160	1.34	1.0	60	13:52	14:02	181	90	86	55	TRB
177										181			54	TRB
177	9.4	10.9	1935	4160	1.34	1.0	60	14:39	14:40	181	90	86	54	TRB
178										181			56	TRB
178	9.7	10.7	1935	4160	1.34	1.0	60	15:07	15:17	181	91	87	56	TRB
179										181			56	TRB
179	9.35	10.4	1935	4160	1.34	1.0	60	15:39	15:49	181	91	86	56	TRB
180										181			56	TRB
180	9.4	10.9	1935	4160	1.34	1.0	60	15:53	16:03	181	88	86	57	TRB
181										181			57	TRB
181	9.4	10.8	1935	4160	1.34	1.0	60	16:35	16:45	181	91	87	55	TRB
182										181			53	TRB
182	9.3	10.7	1935	4160	1.34	1.0	60	17:16	17:36	181	92	87	53	TRB
183										181			50	TRB
183	9.0	10.2	1935	4160	1.34	1.0	60	17:32	17:42	181	109	88	50	TRB
184										181			52	TRB
184	9.2	10.4	1935	4160	1.34	1.0	60	18:10	18:20	181	102	87	52	TRB

SOLD TO ILLINOIS POWER CO.
 ADDRESS 500 SOUTH 27TH STREET
 DECATUR, ILLINOIS 62525
 CONT. NO. _____
 MODEL NO. _____
 SERIAL NO. _____
 RATING 3869 KW, 4160 VOLT
 SERVICE _____



JOB NO. 75744
 METHOD NO. _____
 DATE 2-4-83
 TESTED BY *Anthony Williams*
John G. Johnson
 CALC. BY *Judy Mayfield*
 CHECKED BY _____
 GOV'T. INSP. _____

OFFICIAL TEST RECORD

START AND LOAD ACCEPTANCE QUALIFICATION TEST

START NO.	JACKET WATER TEMP.				LUBE OIL TEMP.				REMARKS
	ENGINE 1		ENGINE 2		ENGINE 1		ENGINE 2		
	IN	OUT	IN	OUT	IN	OUT	IN	OUT	
176	130		133			132		135	
176	149	159	150	154	172	190	150	178	
177	132		130			138		135	
177	148	159	150	154	170	186	149	174	
178	132		130			125		134	
178	144	159	149	154	170	186	149	173	
179	132		128			132		135	
179	149	159	150	154	170	185	149	175	
180	149		149			181		186	not start
180	149	161	150	154	175	195	150	177	
181	123		128			125		130	
181	149	159	150	154	170	185	149	175	
182	120		124			125		133	
182	149	159	150	154	170	186	149	175	
183	115		118			115		117	2-5-82
183	149	159	149	152	158	169	141	164	
184	115		118			121		120	
184	149	159	150	154	156	172	148	174	
									SHEET OF

W. O. NO. 75744

TEST TITLE: Start and Load Acceptance Qualification Test - Air Start Motor Refurbishment

PROCEDURE: 15018

DATE: 2-5-82

#1 STARTER S/N: 1003 STARTS MADE ON THIS UNIT: 25

PARTS REPLACED: 1001

#2 STARTER S/N: 1000 STARTS MADE ON THIS UNIT: 25

PARTS REPLACED: 1003

#3 STARTER S/N: 1008 START MADE ON THIS UNIT: 25

PARTS REPLACED: 0998

#4 STARTER S/N: _____ START MADE ON THIS UNIT: _____

PARTS REPLACED: _____

.....
ADDITIONAL COMMENTS: _____

TECHNICIAN'S SIGNATURE: Leotis R. Williams DATE: 2-5-82

W. O. NO. 75744

TEST TITLE: Start and Load Acceptance Qualification Test - Air Start Motor Refurbishment

PROCEDURE: 12 cyl.

DATE: 2-5-82

#1 STARTER S/N: 0991 STARTS MADE ON THIS UNIT: 25

PARTS REPLACED: 0990

#2 STARTER S/N: 0994 STARTS MADE ON THIS UNIT: 25

PARTS REPLACED: 0989

#3 STARTER S/N: 0998 START MADE ON THIS UNIT: 25

PARTS REPLACED: 0996

#4 STARTER S/N: _____ START MADE ON THIS UNIT: _____

PARTS REPLACED: _____

.....
ADDITIONAL COMMENTS: _____

TECHNICIAN'S SIGNATURE: Louie Williams DATE: 2-5-82

SOLD TO ILLINOIS POWER CO.
 ADDRESS 500 SOUTH 27TH STREET
DECATUR, ILLINOIS 62525
 CONT. NO. _____
 MODEL NO. _____
 SERIAL NO. _____
 RATING 3869 KW, 4160 VOLT
 SERVICE _____



JOB NO. 75744
 METHOD NO. _____
 DATE 3-5-82
 TESTED BY Samuel Williams
Chad Stetson
 CALC. BY _____
 CHECKED BY Judy Wierfield
 GOV'T. INSP. _____

OFFICIAL TEST RECORD

START AND LOAD ACCEPTANCE QUALIFICATION TEST

START NO.	START TIME		LOAD	VOLT	AMP	P.F.	FREQ.	TIME OF DAY		AIR PRESS.	OIL PRESSURE PSI		AVG AMB	WITNESSED BY
	FROM START TO RATED VOLT & FREQ.	FROM RATED VOLT & FREQ. TO LOAD						AT START	AT STOP		ENG. 1	ENG. 2		
185			110	4160	1.34	1.0	60	8:49	9:59	181	95	87	50	TRD CC SS-19
186	9:35	10.7	1935	4160	1.34	1.0	60	9:32	9:42	181	93	87	50	TRD CC SS-19
187	9:4	10.7	1935	4160	1.34	1.0	60	10:15	10:25	181	93	86	51	TRD CC SS-19
188	9:35	10.5	1935	4160	1.34	1.0	60	10:55	11:05	181	95	87	52	TRD CC SS-19
189	9:35	11.1	1935	4160	1.34	1.0	60	11:35	11:45	181	93	87	53	TRD CC SS-19
190	9.4	10.8	1935	4160	1.34	1.0	60	11:55	12:05	182	88	86	52	TRD CC SS-19
191	9.3	10.5	1935	4160	1.34	1.0	60	12:37	12:47	181	91	87	50	TRD CC SS-19
192	9.3	10.75	1935	4160	1.34	1.0	60	13:14	13:24	181	91	86	50	TRD CC SS-19
193	9.35	10.8	1935	4160	1.34	1.0	60	13:50	14:00	181	92	87	50	TRD CC SS-19

SOLD TO ILLINOIS POWER CO.
ADDRESS 500 SOUTH 27TH STREET
DECATUR, ILLINOIS 62525

CONT. NO. _____

MODEL NO. _____

SERIAL NO. _____

RATING 3869 KW. 4160 VOLT

SERVICE _____



JOB NO. 75744

METHOD NO. _____

DATE 3-5-83

TESTED BY *Antonia B. Williams*

Adrian Peterson

CALC. BY *Judy Margfield*

CHECKED BY _____

GOV'T. INSP. _____

OFFICIAL TEST RECORD

START AND LOAD ACCEPTANCE QUALIFICATION TEST

START NO.	JACKET WATER TEMP.				LUBE OIL TEMP.				REMARKS
	ENGINE 1		ENGINE 2		ENGINE 1		ENGINE 2		
	IN	OUT	IN	OUT	IN	OUT	IN	OUT	
185	119	159	125	154	151	181	168	139	changed starting
185	149	159	144	154	181	181	168	175	
186	119	159	116	154	151	183	149	131	
186	149	159	144	154	183	183	149	175	
187	123	159	132	154	152	183	149	133	
187	149	159	149	154	183	183	149	175	
188	123	159	138	154	152	183	149	134	
188	149	159	150	154	183	183	149	175	
189	116	157	126	154	154	185	148	134	
189	149	157	149	154	185	185	148	175	
190	149	157	148	154	185	185	148	175	Hot
190	148	157	148	154	185	185	148	175	
191	119	157	126	154	156	186	149	135	
191	148	157	146	154	186	186	149	175	
192	122	159	125	154	130	186	149	135	
192	149	159	150	154	186	186	149	175	
193	122	159	128	154	128	188	149	134	
193	149	159	149	154	188	188	149	175	
									SHEET OF

SHEET OF

SOLD TO ILLINOIS POWER CO.
ADDRESS 500 SOUTH 27TH STREET
DECATUR, ILLINOIS, 62525
CONT. NO. _____
MODEL NO. _____
SERIAL NO. _____
RATING 3869 KW, 4160 VOLT
SERVICE _____



JOB NO. 75744
METHOD NO. _____
DATE 2-2-83
TESTED BY David R. Harrison
Arthur Peterson
CALC. BY _____
CHECKED BY _____
GOV'T. INSP. _____

OFFICIAL TEST RECORD

START AND LOAD ACCEPTANCE QUALIFICATION TEST
DAILY CHECK SHEET

PRIOR TO THE INITIATION OF EACH DAYS START TEST SEQUENCE, THE FOLLOWING ITEMS WILL BE VERIFIED AS OPERATIONAL AND THE APPROPRIATE SPACE INITIALED BY THE TEST TECHNICIANS.

1. FUEL OIL PUMP TURNED ON TECH. INIT. hw
2. TURN ON D.C. POWER TECH. INIT. hw
3. TURN ON COOLING TOWER FANS TECH. INIT. hw
4. TURN ON JACKET WATER CIRCULATING PUMP TECH. INIT. hw
5. TURN ON AIR COMPRESSORS* TECH. INIT. hw
6. PLUG IN AND TURN ON BATTERY CHARGER TECH. INIT. hw
7. ASSURE CHART RECORDER IS ON AND WARM TECH. INIT. hw
8. TURN ON RAW WATER CIRCULATION PUMPS TECH. INIT. hw

* NO STARTS PERFORMED UNTIL STARTING AIR PRESSURE REACHES 250 PSI.

SOLD TO ILLINOIS POWER CO.
 ADDRESS 500 SOUTH 27TH STREET
DECATUR, ILLINOIS 62525
 CONT. NO. _____
 MODEL NO. _____
 SERIAL NO. _____
 RATING 3869 KW, 4160 VOLT
 SERVICE _____

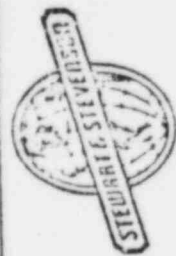


OFFICIAL TEST RECORD

START AND LOAD ACCEPTANCE QUALIFICATION TEST

JOB NO. 75744
 METHOD NO. _____
 DATE 2-5-82 5-6-82
 TESTED BY Frank Williams
Osaka Station
 CALC. BY _____
 CHECKED BY Judy W. Hargfield
 GOV'T. INSP. _____

START NO.	START TIME		LOAD	VOLT	AMP	P.F.	FREQ.	TIME OF DAY		AIR PRESS.	OIL PRESSURE PSI		AVG AMB	WITNESSED BY
	FROM START TO RATED	FROM RATED VOLT & FREQ.						AT START	AT STOP		ENG. 1	ENG. 2		
	VOLT & FREQ.	TO LOAD					HZ.			PSI			OF	
194			RW	8-8	200	2/2				181			49	TRP OC
144	9.3	10.6	1935	4160	1.34	1.0	60	14:23	14:33	181	91	87	49	TRP SS-19
195										181			49	TRP OC
145	9.35	10.9	1935	4160	1.34	1.0	60	14:55	15:05	181	91	86	49	TRP SS-19
196										181			48	TRP OC
146	9.25	10.7	1935	4160	1.34	1.0	60	15:32	15:42	181	91	86	48	TRP SS-19
197										181			48	TRP OC
147	9.2	10.4	1935	4160	1.34	1.0	60	16:08	16:18	181	92	85	48	TRP SS-19
198										181			48	TRP OC
148	9.2	10.2	1935	4160	1.34	1.0	60	16:52	16:53	191	92	86	48	TRP SS-19
199										181			37	3-6-82 TRP
149	9.0	10.4	1935	4160	1.34	1.0	60	8:02	8:13	182	107	89	38	TRP SS-19
200										182			38	TRP OC
200	9.2	10.6	3869	4160	1.68	1.0	60	8:28	9:29	182	88	87	40	TRP SS-19
201										181			40	TRP OC
201	9.25	10.6	1935	4160	1.34	1.0	60	10:00	10:10	181	90	86	40	TRP SS-19
202										181			40	TRP OC
202	9.1	10.5	1935	4160	1.34	1.0	60	10:38	10:48	181	92	86	40	TRP SS-19



JOB NO. 75744

SOLD TO ILLINOIS POWER CO.
ADDRESS 500 SOUTH 27TH STREET
DECATUR, ILLINOIS 62525

CONT. NO. _____

MODEL NO. _____

SERIAL NO. _____

RATING 3869 KW, 4160 VOLT

SERVICE _____

METHOD NO. _____
DATE 2-5-82 2-6-82
TESTED BY *Robert M. McNamee*
ADDRESS *Decatur, Ill.*CALC. BY *Judy H. H. H.*
CHECKED BY *Judy H. H. H.*
GOV'T INSP. _____

OFFICIAL TEST RECORD

START AND LOAD ACCEPTANCE QUALIFICATION TEST

START NO.	JACKET WATER TEMP.				LOOSE OIL TEMP.				REMARKS
	ENGINE 1		ENGINE 2		ENGINE 1		ENGINE 2		
	IN	OUT	IN	OUT	IN	OUT	IN	OUT	
194	124		123		130		149	135	
194	149	139	150	154	170	184	149	173	
195	124		130		132			135	
195	149	139	149	154	170	186	149	176	
196	124		128		130			135	
196	149	139	150	154	170	185	149	176	
197	120		132		170	180	149	134	
197	149	139	149	154	170	183	149	176	
198	122		138		130			133	
198	149	139	149	154	170	185	149	175	
199	115		117		116			115	2-5-82
199	149	139	149	152	169	169	140	164	
200	118		143		145			163	Hot 1 Hour Load
200	149	162	149	158	188	201	152	185	
201	121		125		130			135	
201	149	139	149	154	170	186	149	176	
202	115		125		130			135	
202	149	139	149	154	169	183	148	175	SHEET OF

SHEET OF

W. O. NO. 75744

TEST TITLE: Start and Load Acceptance Qualification Test - Air Start Motor Refurbishment

PROCEDURE: 16cyl.

DATE: 2-6-82

#1 STARTER S/N: 1001 STARTS MADE ON THIS UNIT: 25

PARTS REPLACED: 0999

#2 STARTER S/N: 1003 STARTS MADE ON THIS UNIT: 25

PARTS REPLACED: 1004

#3 STARTER S/N: 0998 START MADE ON THIS UNIT: 25

PARTS REPLACED: 0997

#4 STARTER S/N: _____ START MADE ON THIS UNIT: _____

PARTS REPLACED: _____

.....
ADDITIONAL COMMENTS: _____

TECHNICIAN'S SIGNATURE: James R. Williams DATE: 2-6-82

W. O. NO. 75744

TEST TITLE: Start and Load Acceptance Qualification Test - Air Start Motor Refurbishme

PROCEDURE: 12 cyl.

DATE: 2-6-82

#1 STARTER S/N: 0990 STARTS MADE ON THIS UNIT: 25

PARTS REPLACED: 0995

#2 STARTER S/N: 0989 STARTS MADE ON THIS UNIT: 25

PARTS REPLACED: 0992

#3 STARTER S/N: 0996 START MADE ON THIS UNIT: 25

PARTS REPLACED: 0988

#4 STARTER S/N: _____ START MADE ON THIS UNIT: _____

PARTS REPLACED: _____

.....
ADDITIONAL COMMENTS: _____

TECHNICIAN'S SIGNATURE: Lantier Williams DATE: 2-6-82

SOLD TO ILLINOIS POWER CO.
 ADDRESS 500 SOUTH 27TH STREET
 DECATUR, ILLINOIS 62525

CONT. NO. _____
 MODEL NO. _____
 SERIAL NO. _____
 RATING 3869 KW, 4160 VOLT

SERVICE _____



JOB NO. 75744
 METHOD NO. _____
 DATE 2-8-82
 TESTED BY *Stewart Stevenson*
 CALC. BY *Stewart Stevenson*
 CHECKED BY *Stewart Stevenson*
 GOV'T. INSP. _____

OFFICIAL TEST RECORD

START AND LOAD ACCEPTANCE QUALIFICATION TEST

START NO.	START TIME		LOAD	VOLT	AMP	P.F.	FREQ. HZ.	TIME OF DAY		AIR PRESS. PSI	OIL PRESSURE PSI		AVG AMB OF	WITNESSED BY
	FROM START TO	FROM RATED VOLT & FREQ TO						AT START	AT STOP		ENG. 1	ENG. 2		
203	9.15	10.3	1935	4160	134	1.0	60	11:15	11:25	181	94	86	90	181 (55.9)
204	9.15	10.3	1935	4160	134	1.0	60	11:51	12:01	181	94	86	90	181 (55.9)
205	9.1	10.35	1935	4160	134	1.0	60	12:39	12:44	181	93	87	92	181 (55.9)
206	9.1	9.95	1935	4160	134	1.0	60	13:16	13:26	181	93	87	93	181 (55.9)
207	9.1	10.4	1935	4160	134	1.0	60	13:58	14:08	181	93	87	94	181 (55.9)
208	9.1	10.6	1935	4160	134	1.0	60	14:43	14:52	181	94	87	94	181 (55.9)
209	9.15	10.5	1935	4160	134	1.0	60	15:13	15:17	181	92	87	95	181 (55.9)
210	9.2	10.5	1935	4160	134	1.0	60	15:34	15:49	181	88	86	94	181 (55.9)
211	9.1	11.0	1935	4160	134	1.0	60	16:35	16:46	181	93	86	94	181 (55.9)

SOLD TO ILLINOIS POWER CO.
 ADDRESS 500 SOUTH 27TH STREET
DECATUR, ILLINOIS 62525

CONT. NO. _____
 MODEL NO. _____
 SERIAL NO. _____
 RATING 3869 KW, 4160 VOLT

SERVICE _____



OFFICIAL TEST RECORD

START AND LOAD ACCEPTANCE QUALIFICATION TEST

JOB NO. 75744
 METHOD NO. _____
 DATE 2-5-82
 TESTED BY Lonnie Williams
Osaka Johnson
 CALC. BY _____
 CHECKED BY Judy Wargfield
 GOV'T. INSP. _____

START NO.	JACKET WATER TEMP.				LUBE OIL TEMP.				REMARKS
	ENGINE 1		ENGINE 2		ENGINE 1		ENGINE 2		
	IN	OUT	IN	OUT	IN	OUT	IN	OUT	
203	121		125			138		135	
203	149	159	149	154	169	181	149	175	
204	130		126			130		135	
204	149	159	149	154	169	183	149	175	
205	135		124			124		134	
205	149	159	149	154	169	183	149	175	
206	125		126		165	125		135	
206	149	159	149	154	169	183	149	174	
207	126		135			135		134	
207	149	159	149	154	169	183	149	175	
208	130		124			134		131	
208	149	159	149	154	169	182	149	175	
209	128		125			126		135	
209	149	159	149	154	170	184	149	175	
210	115		116			150		170	Hot start crank changed starter
210	149	154	149	154	175	185	149	175	
211	115		118			120		130	
211	149	159	149	154	169	182	149	175	

SOLD TO ILLINOIS POWER CO.
 ADDRESS 500 SOUTH 27TH STREET
DECATUR, ILLINOIS 62523
 CONT. NO. _____
 MODEL NO. _____
 SERIAL NO. _____
 RATING 3869 KW, 4160 VOLT
 SERVICE _____



JOB NO. 75744
 METHOD NO. _____
 DATE 2-6-82 2-8-82
 TESTED BY Leah B. Williams
Deborah C. C. C.
 CALC. BY _____
 CHECKED BY Judy Libby
 GOV'T. INSP. _____

OFFICIAL TEST RECORD

START AND LOAD ACCEPTANCE QUALIFICATION TEST

START NO.	START TIME		LOAD	VOLT	AMP	P.F.	FREQ.	TIME OF DAY		AIR PRESS.	OIL PRESSURE PSI		AVG AMB	WITNESSED BY
	FROM START TO RATED VOLT & FREQ	FROM RATED VOLT & FREQ TO LOAD						AT START	AT STOP		ENG. 1	ENG. 2		
212			KW 0-0	4200	4%		HZ.			181			42	TRB CC SS-19
212	9.15	11.3	1935	4160	1.34	1.0	60	11:15	11:35	181	92	86	42	TRB CC SS-19
213										181			41	TRB CC SS-19
213	9.2	10.4	1935	4160	1.34	1.0	60	11:52	12:05	181	92	86	40	TRB CC SS-19
214										181			46	TRB CC SS-19
214	10.8	10.8	1935	4160	1.34	1.0	60	11:35	11:55	181	111	88	47	TRB CC SS-19
215										181			47	TRB CC SS-19
215	9.8	11.0	1935	4160	1.34	1.0	60	8:05	8:15	182	95	88	48	TRB CC SS-19
216										181			48	TRB CC SS-19
216	9.3	10.4	1935	4160	1.34	1.0	60	9:13	9:23	181	92	86	48	TRB CC SS-19
217										181			49	TRB CC SS-19
217	9.3	10.7	1935	4160	1.34	1.0	60	9:57	10:07	181	92	86	49	TRB CC SS-19
218										181			49	TRB CC SS-19
218	9.3	10.4	1935	4160	1.34	1.0	60	10:35	10:45	181	91	86	50	TRB CC SS-19
219										181			52	TRB CC SS-19
219	9.35	10.5	1935	4160	1.34	1.0	60	11:11		181	92	87	54	SHEET OF

SOLD TO ILLINOIS POWER CO.
 ADDRESS 500 SOUTH 27TH STREET
 DECATUR, ILLINOIS 62525
 CONT. NO. _____
 MODEL NO. _____
 SERIAL NO. _____
 RATING 3869 KW, 4160 VOLT
 SERVICE _____



OFFICIAL TEST RECORD

START AND LOAD ACCEPTANCE QUALIFICATION TEST

JOB NO. 75744
 METHOD NO. 2-882
 DATE 2-8-82
 TESTED BY *Robert Williams*
 CALC. BY *Robert Williams*
 CHECKED BY *Robert Williams*
 GOV'T. INSP. _____

STAND NO.	JACKET WATER TEMP.				LUBE OIL TEMP.				REMARKS
	ENGINE 1		ENGINE 2		ENGINE 1		ENGINE 2		
	IN	OUT	IN	OUT	IN	OUT	IN	OUT	
212	120		123		128		135		This engine gave start at 10.8 seconds. 2-8-82 Cause unknown.
212	129	129	144	134	135	169	149	175	
213	128		125		130		135		
213	149	139	130	134	134	170	149	175	
214	117		115		117		116		
214	149	159	149	153	165	155	140	162	
214	120		125		128		132		
214	149	139	140	148	180	168	138	162	
215	132		123		132		131		
215	149	139	150	154	185	170	149	175	
216	132		128		133		135		
216	149	139	130	154	185	170	149	175	
217	126		125		130		132		
217	149	139	150	154	183	170	149	175	
218	130		128		128		134		
218	149	139	150	154	185	170	148	175	
219	132		134		130		135		
219	149	159	130	164	184	170	149	175	

SHEET 15 OF

SHEET OF



OFFICIAL TEST RECORD

START NO.	START TIME		LOAD	VOLT	AMP	P.F.	FREQ.	TIME OF DAY		AIR PRESS.	OIL PRESSURE PSI		AVG AMB	WITNESSED BY	
	FROM START TO RATED VOLT & FREQ.	FROM RATED VOLT & FREQ. TO LOAD						AT START	AT STOP		ENG. 1	ENG. 2			
															PSI
220			RW	8-8	1000	1.0	60			181			53	TRP	QC SS-10
220	9.35	10.5	1935	4160	1.34	1.0	60	11:30	11:40	181	87	86	53	TRP	QC SS-10
221										181			53	TRP	QC SS-10
221	9.35	10.7	1935	4160	1.34	1.0	60	12:13	12:23	181	92	87	54	TRP	QC SS-10
222										181			56	TRP	QC SS-19
222	9.35	10.8	1935	4160	1.34	1.0	60	12:53	13:03	181	91	86	56	TRP	QC SS-19
223										181			57	TRP	QC SS-19
223	9.35	10.3	1935	4160	1.34	1.0	60	13:32	13:42	181	92	86	58	TRP	QC SS-19
224										181			59	TRP	QC SS-19
224	9.35	10.7	1935	4160	1.34	1.0	60	14:11	14:22	181	90	86	59	TRP	QC SS-19
225										181			60	TRP	QC SS-19
225	9.35	10.4	3849	4160	2.68	1.0	60	15:00	16:00	181	83	83	64	TRP	QC SS-19
226										181			60	TRP	QC SS-19
226	9.7	10.8	1935	4160	1.34	1.0	60	16:35	16:44	181	87	86	60	TRP	QC SS-19
227										181			61	TRP	QC SS-19
227	9.6	10.7	1035	4160	1.34	1.0	60	17:11	17:26	181	89	86	61	TRP	QC SS-19
228										181			60	TRP	QC SS-19
228	9.5	11.0	1935	4160	1.34	1.0	60	17:41		181	91	86	60	TRP	QC SS-19

SOLD TO ILLINOIS POWER CO.
 ADDRESS 500 SOUTH 27TH STREET
DECATUR, ILLINOIS 62525
 CONT. NO. _____
 MODEL NO. _____
 SERIAL NO. _____
 RATING 3869 KW, 4160 VOLT
 SERVICE _____



OFFICIAL TEST RECORD

START AND LOAD ACCEPTANCE QUALIFICATION TEST

JOB NO. 75744
 METHOD NO. 2-8-82
 DATE 2-8-82
 TESTED BY Robert Williams
Alvin Peterson
 CALC. BY _____
 CHECKED BY Judy H. Hargis
 GOV'T. INSP. _____

START NO.	JACKET WATER TEMP.				LUBE OIL TEMP.				REMARKS
	ENGINE 1		ENGINE 2		ENGINE 1		ENGINE 2		
	IN	OUT	IN	OUT	IN	OUT	IN	OUT	
220	148		147		181		166		HOT
220	149	160	150	155	175	191	150	178	
221	138		138		120		132		
221	149	160	149	154	172	185	149	175	
222	124		126		125		135		
222	149	160	149	154	170	182	149	176	
223	136		128		124		134		
223	149	160	150	154	170	187	149	175	
224	130		123		124		133		
224	149	160	150	154	171	187	150	176	
225	120		125		120		130		1 HOUR LOAD
225	149	164	150	162	191	215	158	190	
226	133		135		128		135		
226	149	160	149	154	175	192	149	178	
227	135		122		124		132		
227	149	159	150	154	170	188	150	177	
228	123		123		122		135		
228	149	159	149	154	171	188	149	177	

SHEET OF

SHEET OF

SOLD TO ILLINOIS POWER CO.
ADDRESS 500 SOUTH 27TH STREET
DECATUR, ILLINOIS, 62525
CONT. NO. _____
MODEL NO. _____
SERIAL NO. _____
RATING 3869 KW, 4160 VOLT
SERVICE _____



OFFICIAL TEST RECORD

START AND LOAD ACCEPTANCE QUALIFICATION TEST
DAILY CHECK SHEET

JOB NO. 75744
METHOD NO. _____
DATE 2-9-83
TESTED BY *Gene B. Williams*
CALC. BY _____
CHECKED BY *Judy Hargfield*
GOV'T. INSP. _____

PRIOR TO THE INITIATION OF EACH DAYS START TEST SEQUENCE, THE FOLLOWING ITEMS WILL BE VERIFIED AS OPERATIONAL AND THE APPROPRIATE SPACE INITIALED BY THE TEST TECHNICIANS.

1. FUEL OIL PUMP TURNED ON TECH. INIT. *in*
2. TURN ON D.C. POWER TECH. INIT. *in*
3. TURN ON COOLING TOWER FANS TECH. INIT. *in*
4. TURN ON JACKET WATER CIRCULATING PUMP TECH. INIT. *in*
5. TURN ON AIR COMPRESSORS* TECH. INIT. *in*
6. PLUG IN AND TURN ON BATTERY CHARGER TECH. INIT. *in*
7. ASSURE CHART RECORDER IS ON AND WARM TECH. INIT. *in*
8. TURN ON RAW WATER CIRCULATION PUMPS TECH. INIT. *in*

* NO STARTS PERFORMED UNTIL STARTING AIR PRESSURE REACHES 250 PSI.

SOLD TO ILLINOIS POWER CO.
ADDRESS 500 SOUTH 27TH STREET
DECATUR, ILLINOIS, 62525
CONT. NO. _____
MODEL NO. _____
SERIAL NO. _____
RATING 3869 KW, 4160 VOLT
SERVICE _____



OFFICIAL TEST RECORD

START AND LOAD ACCEPTANCE QUALIFICATION TEST
DAILY CHECK SHEET

JOB NO. 75744
METHOD NO. _____
DATE 7-11-82
TESTED BY Judy Wharf
CALC. BY _____
CHECKED BY _____
GOV'T. INSP. _____

PRIOR TO THE INITIATION OF EACH DAYS START TEST SEQUENCE, THE FOLLOWING ITEMS WILL BE VERIFIED AS OPERATIONAL AND THE APPROPRIATE SPACE INITIALED BY THE TEST TECHNICIANS.

- | | | |
|--|-------------|----------|
| 1. FUEL OIL PUMP TURNED ON | TECH. INIT. | <u>W</u> |
| 2. TURN ON D.C. POWER | TECH. INIT. | <u>W</u> |
| 3. TURN ON COOLING TOWER FANS | TECH. INIT. | <u>W</u> |
| 4. TURN ON JACKET WATER CIRCULATING PUMP | TECH. INIT. | <u>W</u> |
| 5. TURN ON AIR COMPRESSORS* | TECH. INIT. | <u>W</u> |
| 6. PLUG IN AND TURN ON BATTERY CHARGER | TECH. INIT. | <u>W</u> |
| 7. ASSURE CHART RECORDER IS ON AND WARM | TECH. INIT. | <u>W</u> |
| 8. TURN ON RAW WATER CIRCULATION PUMPS | TECH. INIT. | <u>W</u> |

* NO STARTS PERFORMED UNTIL STARTING AIR PRESSURE REACHES 250 PSI.

SOLD TO ILLINOIS POWER CO.
ADDRESS 500 SOUTH 27TH STREET
DECATUR, ILLINOIS, 62525
CONT. NO. _____
MODEL NO. _____
SERIAL NO. _____
RATING 3869 KW, 4160 VOLT
SERVICE _____



OFFICIAL TEST RECORD

START AND LOAD ACCEPTANCE QUALIFICATION TEST
DAILY CHECK SHEET

JOB NO. 75744
METHOD NO. 1-73-92
DATE 1-13-92
TESTED BY L. H. K. V. V. V.
CALC. BY J. H. H. H. H.
CHECKED BY J. H. H. H. H.
GOV'T. INSP. J. H. H. H. H.

PRIOR TO THE INITIATION OF EACH DAYS START TEST SEQUENCE, THE FOLLOWING ITEMS WILL BE VERIFIED AS OPERATIONAL AND THE APPROPRIATE SPACE INITIALED BY THE TEST TECHNICIANS.

1. FUEL OIL PUMP TURNED ON TECH. INIT. hw
2. TURN ON D.C. POWER TECH. INIT. hw
3. TURN ON COOLING TOWER FANS TECH. INIT. hw
4. TURN ON JACKET WATER CIRCULATING PUMP TECH. INIT. hw
5. TURN ON AIR COMPRESSORS* TECH. INIT. hw
6. PLUG IN AND TURN ON BATTERY CHARGER TECH. INIT. hw
7. ASSURE CHART RECORDER IS ON AND WARM TECH. INIT. hw
8. TURN ON RAW WATER CIRCULATION PUMPS TECH. INIT. hw

* NO STARTS PERFORMED UNTIL STARTING AIR PRESSURE REACHES 250 PSI.

SOLD TO: ILLINOIS POWER CO.
 ADDRESS: 500 SOUTH 27TH STREET
 DECATUR, ILLINOIS 62525
 CONT. NO. _____
 MODEL NO. _____
 SERIAL NO. _____
 RATING: 3869 KW, 4160 VOLT
 SERVICE _____



JOB NO. 75744
 METHOD NO. _____
 DATE 2-9-82
 TESTED BY Justin J. Williams
Allen J. Tamm
 CALC. BY _____
 CHECKED BY Judy Wargfield
 GOV'T. INSP. _____

OFFICIAL TEST RECORD

START AND LOAD ACCEPTANCE QUALIFICATION TEST

START NO.	START TIME		LOAD	VOLT	AMP	P.F.	FREQ.	TIME OF DAY		AIR PRESS.	OIL PRESSURE PSI		AVG AMB	WITNESSED BY
	FROM START TO RATED	FROM RATED VOLT & FREQ.						AT START	AT STOP		ENG. 1	ENG. 2		
	VOLT & FREQ.	TO LOAD	KW	Ø-V	X200	%	Hz.			PSI			OF	
229										182			52	TRB
229	9.7	Ø 11.0	1935	4160	1.34	1.0	60	7:48	7:58	181	98	89	52	TRB
	This Start Requested By Engineering													
230										181			54	
230														
	Governor Problem - Will begin Test Start 3													
TS-1								9:32						2-11-82
TS-2								15:05						
	changed governor found valve 15:00													
	in new Governor changed													
	Valves													
TS-3														
	Started and both governors went to full load cause one of 1/2 backward													
	service and started and called in governor and adjust fuel, F12 and													
TS-4														
	replaced fuel and started unit, governor at a little, thought unit													
	to rated speed and F12 did not go full.													
TS-4														
	adjusted governor F12 and slightly backward people found that top													
	speed adjustment was set + 1/2 in.													
TS-5														
	Made test start each time and governor in reset.													
TS-6														
	Made test start and time was 9.5 seconds.													
TS-7														
	Made test start and time was 9.35 seconds. Recalibrated Jackson scale 2-12-82													
TS-8														
	11 11 11 governor did not go to full fuel engine unit 11.5 seconds.													
TS-9														
	Still not full speed in unit. Found the governor bracket, pump, hose.													
TS-10														
	Made test start 10-13 seconds. Found the governor bracket, pump, hose.													
TS-11														
	Made test start 10-13 seconds. Found the governor bracket, pump, hose.													
TS-12														
	Made test start 10-13 seconds. Found the governor bracket, pump, hose.													
TS-13														
	Made test start 10-13 seconds. Found the governor bracket, pump, hose.													

SHEET OF

SOLD TO
ADDRESS
ILLINOIS POWER CO,
500 SOUTH 27TH STREET
DECATUR, ILLINOIS 62525

CONT. NO. _____
MODEL NO. _____
SERIAL NO. _____
RATING 3862 KW, 4160 VOLT

SERVICE: _____

The logo for Stearns & Stevenson, featuring the company name in a stylized font within an oval border.

45/51

JOB NO.:

METHOD NO.

DATE: 3-9-82

TESTED BY Antio Plakkom

CALC. BY-

CHECKED BY

COV'T INCD

OFFICIAL TEST RECORD

START AND LOAD ACCEPTANCE QUALIFICATION TEST

[illegible]

REPAIR REPORT

PART NUMBER 8240-482US	GOVERNOR DESIGNATION 500130	SALES ORDER NUMBER 053000SE
NUMBER 1503760	DATE ENTERED 82-2-17	CUSTOMER REJECTION NUMBER
CUSTOMER NAME Stewart & Stevenson Services	COUNTRY USA	CUSTOMER PURCHASE ORDER NUMBER F75744-42473

W.G. Service personnel said governor would not control position of fuel racks.

VISUAL INSPECTION

Governor dirty outside and inside, small ships and grit on governor. Terminal shafts rusty, terminal shaft paint on R-side damaged.

COMPLETED BY

P. Jackson

DATE COMPLETED

82-2-17

AS RECEIVED TEST

Governor pressure good until pilot valve omits oil to power cylinder, pressure then drops to 30-60 PSI and oil flows from top of power piston.

COMPLETED BY

P. Jackson

DATE COMPLETED

82-2-17

TEARDOWN INSPECTION AND REPAIR

Screw connecting power piston and seat not in place (threads stripped). Governor was very dirty inside. Replaced all check valves and drive shaft bearing. Converted governor to a 8240-482US per order by installing two new solenoid valves (energize to shutdown GS1 and GS2)

COMPLETED BY

B. Hewitson

DATE COMPLETED

82-2-18

FINAL TEST (TEST SPEC NUMBER)

COMPLETED BY

P. Jackson

DATE COMPLETED

82-2-10

USE FOR ESTIMATES ONLY

OPERATION	EST TIME	COST PER HR	TOTAL COST	REPAIR AUTHORIZED BY
VISUAL INSPECTION				YES <input checked="" type="checkbox"/> NO <input type="checkbox"/> WARRANTY VERIFIED JH
AS RECEIVED TEST				
TEARDOWN INSPECTION				
FINAL TEST				
MISCELLANEOUS				
LABOR				ATTACH ADDITIONAL FC 1000A FORMS IF MORE SPACE IS NEEDED
TOTAL PARTS (FROM REVERSE SIDE)				
TOTAL ESTIMATE				

FC 1000A

WARRANTY CLAIM ENGINEERING OPINION

SALES/SERVICE:

Customer Stewart & Stevenson Services Inc. Customer No. 2861 61 1000
Shop Order # D53009SF Quantity 1 Failure Review Number 03A0278
Designation 9240-482 Governor Type EGB13P S/N 1593769
Complaint _____

ENGINEERING DESIGNATE:

Reviewed By Richard R. Lamp Date 82-2-17

As Received:

External Appearance	Ref.	Other Conditions	Ref.	Functions	Ref.
<input type="checkbox"/> Excellent (like new)	_____	<input type="checkbox"/> Cust. Adj. Made	_____	<input type="checkbox"/> Tests w/in specs.	_____
<input checked="" type="checkbox"/> Good (serviceable)	_____	<input type="checkbox"/> Maintenance Acc.	_____	<input type="checkbox"/> Does not test w/in specs.	_____
<input type="checkbox"/> Poor (requires rwk)	_____	<input type="checkbox"/> Maintenance other	_____	<input type="checkbox"/> Completely functional	_____
<input type="checkbox"/> Seal Broken	_____	<input type="checkbox"/> Other	_____	<input type="checkbox"/> Partially functional	_____

Reference Remarks: Governor very dirty inside. Oil leaks thru power piston when governor
is controlling. Screw linking power piston to tailrod and spring seat loose, had fallen
out and was found in bottom of power cylinder bore.

Recommend Warranty Approval: Yes x No _____

QUALITY ASSURANCE:

Date Rejected DPC Cust. P.O. Date 82-2-9 S.O. Date 82-2-9

Probable Cause: Not established.

Corrective Action: None

Sales _____ Engineering _____ Repair _____ Assembly _____ Test _____ Customer _____

Order (explain) Parts

SOLD TO ILLINOIS POWER CO.
 ADDRESS 500 SOUTH 27TH STREET
DECATUR, ILLINOIS 62523
 CONT. NO. _____
 MODEL NO. _____
 SERIAL NO. _____
 RATING 3869 KW, 4160 VOLT
 SERVICE _____



OFFICIAL TEST RECORD

JOB NO. 75744
 METHOD NO. _____
 DATE 2-23-82 5-24-82
 TESTED BY Antonio R. Williams
Osman Almus
 CALC. BY _____
 CHECKED BY Judy W. Hefield
 GOV'T. INSP. _____

START AND LOAD ACCEPTANCE QUALIFICATION TEST

START NO.	START TIME		LOAD	VOLT	AMP	P.F.	FREQ.	TIME OF DAY		AIR PRESS. PSI	OIL PRESSURE PSI		AVG AMB OF	WITNESSED BY
	FROM START TO RATED VOLT & FREQ.	FROM RATED VOLT & FREQ. TO LOAD						AT START	AT STOP		ENG. 1	ENG. 2		
TS 18	9.65							8:00	8:05					2-23-82
TS 19	9.65							8:14	8:16					
TS 20	9.6							8:26	8:29					
TS 21	9.6							8:37	8:42					
TS 22	9.7							10:00	10:01					
TS 23	9.7							10:11	10:13					
TS 24	9.7							10:23	10:32					
TS 25	9.65							10:40	10:40					
TS 26	9.7							10:54	10:52					
TS 27	9.5							13:00	13:35					
TS 28	9.5							14:20	15:02					
TS 29	9.7							15:27	15:28					
TS 30	9.7							15:39	15:37					
TS 31	9.65							15:46	15:46					
TS 32	9.65							15:57	15:57					
TS 33	9.6							16:06	16:07					
TS 34	9.5							17:27	17:27					2-24-82
TS 35	9.7							17:48	17:48					
TS 36	9.5							17:03	17:03					
TS 37	9.7							17:32	17:32					
TS 38	9.6							17:41	17:46					
TS 39	9.4							17:55	17:43					2-25-82
TS 40								2:38	2:42					
TS 41								10:53	11:05					
TS 42								12:41	11:44					

SOLD TO ILLINOIS POWER CO.
ADDRESS 500 SOUTH 27TH STREET
DECATUR, ILLINOIS, 62525
CONT. NO.
MODEL NO.
SERIAL NO.
RATING 3869 KW, 4160 VOLT
SERVICE



OFFICIAL TEST RECORD

START AND LOAD ACCEPTANCE QUALIFICATION TEST
DAILY CHECK SHEET

JOB NO. 75744
METHOD NO.
DATE 2-24-82
TESTED BY [Signature]
CALC. BY [Signature]
CHECKED BY [Signature]
GOV'T. INSP.

PRIOR TO THE INITIATION OF EACH DAYS START TEST SEQUENCE, THE FOLLOWING ITEMS WILL BE VERIFIED AS OPERATIONAL AND THE APPROPRIATE SPACE INITIALED BY THE TEST TECHNICIANS.

1. FUEL OIL PUMP TURNED ON TECH. INIT. in
2. TURN ON D.C. POWER TECH. INIT. in
3. TURN ON COOLING TOWER FANS TECH. INIT. in
4. TURN ON JACKET WATER CIRCULATING PUMP TECH. INIT. in
5. TURN ON AIR COMPRESSORS* TECH. INIT. in
6. PLUG IN AND TURN ON BATTERY CHARGER TECH. INIT. in
7. ASSURE CHART RECORDER IS ON AND WARM TECH. INIT. in
8. TURN ON RAW WATER CIRCULATION PUMPS TECH. INIT. in

* NO STARTS PERFORMED UNTIL STARTING AIR PRESSURE REACHES 250 PSI.

SOLD TO: ILLINOIS POWER CO.
ADDRESS: 500 SOUTH 27TH STREET
DECATUR, ILLINOIS, 62525

CONT. NO. _____
MODEL NO. _____
SERIAL NO. _____
RATING: 3869 KW, 4160 VOLT
SERVICE _____



OFFICIAL TEST RECORD

START AND LOAD ACCEPTANCE QUALIFICATION TEST
DAILY CHECK SHEET

JOB NO. 75744
METHOD NO. _____
DATE: 2-23-88
TESTED BY: *John R. Williams*
CALC. BY: _____
CHECKED BY: *Judy H. Field*
GOV'T. INSP. _____

PRIOR TO THE INITIATION OF EACH DAYS START TEST SEQUENCE, THE FOLLOWING ITEMS WILL BE VERIFIED AS OPERATIONAL AND THE APPROPRIATE SPACE INITIALED BY THE TEST TECHNICIANS.

- | | | |
|--|-------------|-----------|
| 1. FUEL OIL PUMP TURNED ON | TECH. INIT. | <i>in</i> |
| 2. TURN ON D.C. POWER | TECH. INIT. | <i>in</i> |
| 3. TURN ON COOLING TOWER FANS | TECH. INIT. | <i>in</i> |
| 4. TURN ON JACKET WATER CIRCULATING PUMP | TECH. INIT. | <i>in</i> |
| 5. TURN ON AIR COMPRESSORS* | TECH. INIT. | <i>in</i> |
| 6. PLUG IN AND TURN ON BATTERY CHARGER | TECH. INIT. | <i>in</i> |
| 7. ASSURE CHART RECORDER IS ON AND WARM | TECH. INIT. | <i>in</i> |
| 8. TURN ON RAW WATER CIRCULATION PUMPS | TECH. INIT. | <i>in</i> |

* NO STARTS PERFORMED UNTIL STARTING AIR PRESSURE REACHES 250 PSI.

SOLD TO. ILLINOIS POWER CO.
ADDRESS. 500 SOUTH 27TH STREET
DECATUR, ILLINOIS, 62525
CONT. NO. _____
MODEL NO. _____
SERIAL NO. _____
RATING 3869 KW, 4160 VOLT
SERVICE _____



OFFICIAL TEST RECORD

START AND LOAD ACCEPTANCE QUALIFICATION TEST
DAILY CHECK SHEET

JOB NO. 75744
METHOD NO. _____
DATE 2-23-88
TESTED BY *John R. Williams*
CALC. BY _____
CHECKED BY *Judy W. Hefield*
GOV'T. INSP. _____

PRIOR TO THE INITIATION OF EACH DAYS START TEST SEQUENCE, THE FOLLOWING ITEMS WILL BE VERIFIED AS OPERATIONAL AND THE APPROPRIATE SPACE INITIALED BY THE TEST TECHNICIANS.

- | | | |
|--|-------------|----------|
| 1. FUEL OIL PUMP TURNED ON | TECH. INIT. | <i>W</i> |
| 2. TURN ON D.C. POWER | TECH. INIT. | <i>W</i> |
| 3. TURN ON COOLING TOWER FANS | TECH. INIT. | <i>W</i> |
| 4. TURN ON JACKET WATER CIRCULATING PUMP | TECH. INIT. | <i>W</i> |
| 5. TURN ON AIR COMPRESSORS* | TECH. INIT. | <i>W</i> |
| 6. PLUG IN AND TURN ON BATTERY CHARGER | TECH. INIT. | <i>W</i> |
| 7. ASSURE CHART RECORDER IS ON AND WARM | TECH. INIT. | <i>W</i> |
| 8. TURN ON RAW WATER CIRCULATION PUMPS | TECH. INIT. | <i>W</i> |

* NO STARTS PERFORMED UNTIL STARTING AIR PRESSURE REACHES 250 PSI.

SOLD TO ILLINOIS POWER CO.
 ADDRESS 500 SOUTH 27TH STREET
DECATUR, ILLINOIS 62525

CONT. NO. _____
 MODEL NO. _____
 SERIAL NO. _____
 RATING 3869 KW, 4160 VOLT

SERVICE _____



JOB NO. 75744
 METHOD NO. _____
 DATE 2-23-82 2-24-82
 TESTED BY Antio R. Williams
Osman Alwan
 CALC. BY _____
 CHECKED BY Judy Wharf
 GOV'T. INSP. _____

OFFICIAL TEST RECORD

START AND LOAD ACCEPTANCE QUALIFICATION TEST

START NO.	START TIME		LOAD	VOLT	AMP	P.F.	FREQ.	TIME OF DAY		AIR PRESS. PSI	OIL PRESSURE PSI		AVG AMP OF	WITNESSED BY
	FROM START TO RATED VOLT & FREQ.	FROM RATED VOLT & FREQ. TO LOAD						AT START	AT STOP		ENG. 1	ENG. 2		
TS 17	8:00	8:00	RW 0-1	800	70		HZ.	8:00	8:05					2-23-82
TS 18	9.65							9:00	9:05					
TS 19	9.65							9:19	9:16					
TS 20	9.6							9:26	9:29					
TS 21	9.6							9:37	9:48					
TS 22	9.7							10:00	10:01					
TS 23	9.7							10:11	10:13					
TS 24	9.7							10:32	10:37					
TS 25	9.65							10:40	10:40					
TS 26	9.7							10:50	10:52					
TS 27	9.5							13:00	13:25					
TS 28	9.5							14:20	15:00					
TS 29	9.7							15:27	15:28					
TS 30	9.7							15:39	15:37					
TS 31	9.65							15:46	15:46					
TS 32	9.65							15:57	15:57					
TS 33	9.6							16:06	16:07					
TS 34	9.5							17:27	17:27					2-24-82
TS 35	9.7							17:49	17:49					
TS 36	9.5							17:03	17:03					
TS 37	9.7							17:32	17:32					
TS 38	9.6							17:41	17:46					
TS 39	9.4							17:55	17:45					2-25-82
TS 40														
TS 41														
TS 42														

Page 10

FIR-75744-1

SHEET OF

WARRANTY CLAIM ENGINEERING OPINION

SALES/SERVICE:

Customer Stewart & Stevenson Services Inc.Customer No. 2861 74 1000Shop Order # D53C09SFQuantity 1Failure Review Number 01A0278Designation 9240-482Governor Type EGB13PS/N 1593769

Complaint _____

ENGINEERING DESIGNATE:

Reviewed By Richard R. LampDate 82-2-17

As Received:

External Appearance

Ref.

Other Conditions

Ref.

Functions

Ref.

☐ Excellent (like new)☐ Cust. Adj. Made☐ Tests w/in specs.☒ Good (serviceable)☐ Maintenance Acc.☐ Does not test w/in specs.☐ Poor (requires rwk)☐ Maintenance other☐ Completely functional☐ Seal Broken☐ Other☐ Partially functional

Reference Remarks: Governor very dirty inside. Oil leaks thru power piston when governor
is controlling. Screw linking power piston to tailrod and spring seat loose, had fallen
out and was found in bottom of power cylinder bore.

Recommend Warranty Approval: Yes x No _____

QUALITY ASSURANCE:

Date Rejected DPCCust. P.O. Date 82-2-9S.O. Date 82-2-9Probable Cause: Not established.Corrective Action: None

Sales _____ Engineering _____ Repair _____ Assembly _____ Test _____ Customer _____

Other (explain) Parts

REPAIR REPORT

PART NUMBER 8240-482US	GOVERNOR DESIGNATION E00120	SALES ORDER NUMBER 053000SE
NUMBER 1503760	DATE ENTERED 82-2-17	CUSTOMER REJECTION NUMBER
CUSTOMER NAME Stewart & Stevenson Services	COUNTRY USA	CUSTOMER PURCHASE ORDER NUMBER E75744-42473

W.G. Service personnel said governor would not control position of fuel racks.

VISUAL INSPECTION

Governor dirty outside and inside, small chips and grit on governor. Terminal shafts rusty, terminal shaft paint on R-side damaged.

COMPLETED BY
P. Jackson

DATE COMPLETED
82-2-17

AS RECEIVED TEST

Governor pressure good until pilot valve omits oil to power cylinder. pressure then drops to 30-60 PSI and oil flows from top of power piston.

COMPLETED BY
P. Jackson

DATE COMPLETED
82-2-17

TEARDOWN INSPECTION AND REPAIR

Screw connecting power piston and seat not in place (threads stripped). Governor was very dirty inside. Replaced all check valves and drive shaft bearing. Converted governor to a 8240-482US per order by installing two new solenoid valves (energize to shutdown GS1 and GS2)

COMPLETED BY
B. Hewitson

DATE COMPLETED
82-2-18

FINAL TEST (TEST SPEC NUMBER)

COMPLETED BY
P. Jackson

DATE COMPLETED
82-2-19

USE FOR ESTIMATES ONLY

OPERATION	EST TIME	COST PER HR	TOTAL COST	REPAIR AUTHORIZED BY
VISUAL INSPECTION				YES <input checked="" type="checkbox"/> NO <input type="checkbox"/> WARRANTY VERIFIED
AS RECEIVED TEST				
TEARDOWN INSPECTION				
FINAL TEST				
MISCELLANEOUS				
LABOR				ATTACH ADDITIONAL FC 1000A FORMS IF MORE SPACE IS NEEDED
TOTAL PARTS (FROM REVERSE SIDE)				
TOTAL ESTIMATE				

W. O. NO. 75744

TEST TITLE: Start and Load Acceptance Qualification Test - Air Start Motor Refurbishment

PROCEDURE: 12 cyl.

DATE: 2-24-82

#1 STARTER S/N: 0995 STARTS MADE ON THIS UNIT: 59

PARTS REPLACED: 0990

#2 STARTER S/N: 0982 STARTS MADE ON THIS UNIT: 59

PARTS REPLACED: 0989

#3 STARTER S/N: 0988 START MADE ON THIS UNIT: 59

PARTS REPLACED: 0996

#4 STARTER S/N: _____ START MADE ON THIS UNIT: _____

PARTS REPLACED: _____

.....
ADDITIONAL COMMENTS: _____

TECHNICIANS SIGNATURE: Antis R. Williams DATE: 2-24-82

W. O. NO. 75744

TEST TITLE: Start and Load Acceptance qualification Test - Air Start Motor Refurbishment

PROCEDURE: 16cyl.

DATE: 3-24-85

#1 STARTER S/N: 0999 STARTS MADE ON THIS UNIT: 59

PARTS REPLACED: 1001

#2 STARTER S/N: 1004 STARTS MADE ON THIS UNIT: 59

PARTS REPLACED: 1005

#3 STARTER S/N: 0997 START MADE ON THIS UNIT: 59

PARTS REPLACED: 0998

#4 STARTER S/N: _____ START MADE ON THIS UNIT: _____

PARTS REPLACED: _____

.....
ADDITIONAL COMMENTS: _____

TECHNICIAN'S SIGNATURE: Antonio R. Williams DATE: 3-24-85

SOLD TO ILLINOIS POWER CO.
ADDRESS 500 SOUTH 27TH STREET
DECATUR, ILLINOIS, 62525
CONT. NO. _____
MODEL NO. _____
SERIAL NO. _____
RATING 3869 KW, 4160 VOLT
SERVICE _____



OFFICIAL TEST RECORD

START AND LOAD ACCEPTANCE QUALIFICATION TEST
DAILY CHECK SHEET

JOB NO. 75744
METHOD NO. _____
DATE 2-25-87
TESTED BY Loggia Williams
Olson
CALC. BY _____
CHECKED BY Judy H. Bigfield
GOV'T. INSP. _____

PRIOR TO THE INITIATION OF EACH DAYS START TEST SEQUENCE, THE FOLLOWING ITEMS WILL BE VERIFIED AS OPERATIONAL AND THE APPROPRIATE SPACE INITIALED BY THE TEST TECHNICIANS.

1. FUEL OIL PUMP TURNED ON TECH. INIT. ln
2. TURN ON D.C. POWER TECH. INIT. ln
3. TURN ON COOLING TOWER FANS TECH. INIT. ln
4. TURN ON JACKET WATER CIRCULATING PUMP TECH. INIT. ln
5. TURN ON AIR COMPRESSORS* TECH. INIT. ln
6. PLUG IN AND TURN ON BATTERY CHARGER TECH. INIT. ln
7. ASSURE CHART RECORDER IS ON AND WARM TECH. INIT. ln
8. TURN ON RAW WATEP CIRCULATION PUMPS TECH. INIT. ln

* NO STARTS PERFORMED UNTIL STARTING AIR PRESSURE REACHES 250 PSI.

SOLD TO ILLINOIS POWER CO.
ADDRESS 500 SOUTH 27TH STREET
DECATUR, ILLINOIS 62523

CONT. NO. _____
MODEL NO. _____
SERIAL NO. _____
RATING 3869 KW, 4160 VOLT
SERVICE _____



OFFICIAL TEST RECORD

JOB NO. 75744
METHOD NO. _____
DATE 2-25-82
TESTED BY *James R. Williams*
Arthur Entwistle
CALC. BY _____
CHECKED BY *James R. Williams*
GOV'T. INSP. _____

START AND LOAD ACCEPTANCE QUALIFICATION TEST

START NO.	START TIME		LOAD KW	VOLT	AMP	P.F. %	FREQ. HZ.	TIME OF DAY		AIR PRESS. PSI	OIL PRESSURE PSI		AVG AMB OF	WITNESSED BY
	FROM START TO RATED VOLT & FREQ.	FROM RATED VOLT & FREQ. TO LOAD						AT START	AT STOP		ENG. 1	ENG. 2		
230										181			72	TRB
230	9.6	11.5	1935	4160	1.34	1.0	60	7:53	8:03	181	93	86	72	TRB
231										181			70	TRB
231	9.6	11.2	1935	4160	1.34	1.0	60	8:35	8:45	181	95	86	70	TRB
232										181			71	TRB
232	9.6	11.7	1935	4160	1.34	1.0	60	9:19	9:29	181	92	86	71	TRB
233										181			71	TRB
233	9.4	11.0	1935	4160	1.34	1.0	60	10:00	10:10	181	93	86	72	TRB
234										181			73	TRB
234	9.45	11.5	1935	4160	1.34	1.0	60	10:41	10:51	181	93	86	73	TRB
235										181			72	TRB
235	9.5	10.9	1935	4160	1.34	1.0	60	11:25	11:35	181	93	86	73	TRB
236										181			72	TRB
236	9.4	10.8	1935	4160	1.34	1.0	60	12:07	12:17	181	93	86	73	TRB
237										181			71	TRB
237	9.4	11.0	1935	4160	1.34	1.0	60	12:41	12:51	181	93	86	70	TRB
238										181			72	TRB
238	9.4	11.8	1935	4160	1.34	1.0	60	13:22	13:32	181	93	86	70	TRB

SOLD TO ILLINOIS POWER CO.
 ADDRESS 500 SOUTH 27TH STREET
DECATUR, ILLINOIS 62525
 CONT. NO. _____
 MODEL NO. _____
 SERIAL NO. _____
 RATING 3869 KW. 4160 VOLT
 SERVICE _____



JOB NO. 75244
 METHOD NO. _____
 DATE 2-25-82
 TESTED BY James H. Williams
John H. Williams
 CALC. BY _____
 CHECKED BY Judy H. Wright
 GOV'T. INSP. _____

OFFICIAL TEST RECORD

START AND LOAD ACCEPTANCE QUALIFICATION TEST

START NO.	JACKET WATER TEMP.				LUBE OIL TEMP.				REMARKS
	ENGINE 1		ENGINE 2		ENGINE 1		ENGINE 2		
	IN	OUT	IN	OUT	IN	OUT	IN	OUT	
230	149		149			165		160	
230	149	159	149	154	169	181	149	179	
231	138		133			130		131	
231	149	159	149	154	168	180	150	179	
232	121		133			130		130	
232	144	159	144	154	169	180	150	180	
233	130		133			133		133	
233	149	159	150	155	168	180	150	180	
234	130		133			132		133	
234	144	159	149	154	169	180	150	180	
235	130		132			120		130	
235	149	159	149	154	168	180	150	180	
236	130		132			151		134	
236	149	159	149	154	169	183	150	180	
237	120		133			135		135	
237	149	159	149	154	169	180	149	180	
238	130		134			135		135	
238	149	159	149	155	168	180	149	179	

SHEET 01

SOLD TO ILLINOIS POWER CO.
ADDRESS 500 SOUTH 27TH STREET
DECATUR, ILLINOIS, 62525
CONT. NO.
MODEL NO.
SERIAL NO.
RATING 3869 KW, 4160 VOLT
SERVICE



OFFICIAL TEST RECORD

START AND LOAD ACCEPTANCE QUALIFICATION TEST
DAILY CHECK SHEET

JOB NO. 75744
METHOD NO.
DATE 2-26-82
TESTED BY *James H. Williams*
Osborn L. L. L. L.
CALC. BY
CHECKED BY *Judy Wargfield*
GOV'T. INSP

PRIOR TO THE INITIATION OF EACH DAYS START TEST SEQUENCE, THE FOLLOWING ITEMS WILL BE VERIFIED AS OPERATIONAL AND THE APPROPRIATE SPACE INITIALED BY THE TEST TECHNICIANS.

1. FUEL OIL PUMP TURNED ON TECH. INIT. *W*
2. TURN ON D.C. POWER TECH. INIT. *W*
3. TURN ON COOLING TOWER FANS TECH. INIT. *W*
4. TURN ON JACKET WATER CIRCULATING PUMP TECH. INIT. *W*
5. TURN ON AIR COMPRESSORS* TECH. INIT. *W*
6. PLUG IN AND TURN ON BATTERY CHARGER TECH. INIT. *W*
7. ASSURE CHART RECORDER IS ON AND WARM TECH. INIT. *W*
8. TURN ON RAW WATER CIRCULATION PUMPS TECH. INIT. *W*

* NO STARTS PERFORMED UNTIL STARTING AIR PRESSURE REACHES 250 PSI.

SOLD TO
ILLINOIS POWER CO.
ADDRESS
500 SOUTH 27TH STREET
DECATUR, ILLINOIS 62525
CONT. NO. _____
MODEL NO. _____
SERIAL NO. _____
RATING 3869 KW, 4160 VOLT
SERVICE _____



JOB NO. 75744
METHOD NO. _____
DATE 2-25-82 2-26-82
TESTED BY *James R. Williams*
CALC. BY *Judy H. Hargfield*
CHECKED BY _____
GOV'T. INSP. _____

OFFICIAL TEST RECORD

START AND LOAD ACCEPTANCE QUALIFICATION TEST

ST. NO.	START TIME		LOAD	VOLT	AMP	P.F.	FREQ.	TIME OF DAY		AIR PRESS.	OIL PRESSURE		AVC AIR	WITNESSED BY
	FROM START TO RATED VOLT & FREQ.	FROM RATED VOLT & FREQ. TO						AT START	AT STOP		ENG. 1	ENG. 2		
239	9.48	11.05	1935	4160	134	1.0	60	14:02	14:12	181	93	86	73	TRB
240	9.5	11.1	1935	4160	134	1.0	60	14:14	14:24	181	89	86	73	TRB
241	9.48	11.4	1935	4160	134	1.0	60	15:01	15:11	181	92	86	67	TRB
242	9.35	10.7	1935	4160	134	1.0	60	15:29	15:39	181	93	86	64	TRB
243	9.4	10.8	1935	4160	134	1.0	60	16:19	16:29	181	91	86	63	TRB
244	9.4	11.0	1935	4160	134	1.0	60	17:06	17:16	181	94	86	62	TRB
245	9.3	10.7	1935	4160	134	1.0	60	17:43	17:53	181	93	86	59	TRB
246	9.3	10.3	1935	4160	134	1.0	60	18:21	18:31	181	92	86	59	TRB
247	9.15	10.7	1935	4160	134	1.0	60	7:37	7:47	181	105	90	46	TRB

SOLD TO: ILLINOIS POWER CO.
 ADDRESS: 500 SOUTH 27TH STREET
 DECATUR, ILLINOIS 62525
 CONT. NO. _____
 MODEL NO. _____
 SERIAL NO. _____
 RATING: 3869 KW. 4160 VOLT
 SERVICE: _____



JOB NO. 75744
 METHOD NO. _____
 DATE: 2-25-82 3-26-82
 TESTED BY: *James H. H. H.*
 CALC. BY: *John H. H.*
 CHECKED BY: *John H. H.*
 GOV'T. INSP: _____

OFFICIAL TEST RECORD

START AND LOAD ACCEPTANCE QUALIFICATION TEST

START NO.	JACKET WATER TEMP.				LUBE OIL TEMP.				REMARKS
	ENGINE 1		ENGINE 2		ENGINE 1		ENGINE 2		
	IN	OUT	IN	OUT	IN	OUT	IN	OUT	
239	135		134			134		134	
239	149	139	149	134	169	181	130	180	
340	130			130		179	159	180	HOV START
340	149	139	150	155	172	184	153	182	
341	128		133			132		139	
341	149	139	149	134	169	180	149	179	
342	130		133			123		134	
342	144	139	149	134	168	180	149	179	
343	123		135			134		135	
343	149	139	149	134	169	181	150	180	
344	115		128			118		139	
344	149	139	149	134	169	179	149	179	
345	120		139			124		133	
345	144	139	149	134	169	180	149	180	
346	120		131			128		135	
346	149	139	149	134	169	180	149	179	
347	116		115			116		115	3-26-82
347	149	139	149	134	154	181	143	188	

3-26-82

SHEET OF

W. O. NO. 75744

TEST TITLE: Start and Load Acceptance Qualification Test - Air Start Motor Refurbishment

PROCEDURE: 12 cyl.

DATE: 2-26-82

#1 STARTER S/N: 0990

STARTS MADE ON THIS UNIT: 26

PARTS REPLACED: 0995

#2 STARTER S/N: 0989

STARTS MADE ON THIS UNIT: 26

PARTS REPLACED: 0992

#3 STARTER S/N: 0996

START MADE ON THIS UNIT: 26

PARTS REPLACED: 0998

#4 STARTER S/N: _____

START MADE ON THIS UNIT: _____

PARTS REPLACED: _____

.....
ADDITIONAL COMMENTS: _____

TECHNICIAN'S SIGNATURE: Lester Miller

DATE: 2-26-82

W. O. NO. 75744

TEST TITLE: Start and Load Acceptance Qualification Test - Air Start Motor Refurbishmen

PROCEDURE: 16up

DATE: 2-26-82

#1 STARTER S/N: 1001 STARTS MADE ON THIS UNIT: 26

PARTS REPLACED: 0299

#2 STARTER S/N: 1005 STARTS MADE ON THIS UNIT: 26

PARTS REPLACED: 1004

#3 STARTER S/N: 998 START MADE ON THIS UNIT: 26

PARTS REPLACED: _____

#4 STARTER S/N: 0097 START MADE ON THIS UNIT: _____

PARTS REPLACED: _____

.....
ADDITIONAL COMMENTS: _____

TECHNICIANS SIGNATURE: James McWilliams DATE: 2-26-82

SOLD TO ILLINOIS POWER CO.
 ADDRESS 500 SOUTH 27TH STREET
DECATUR, ILLINOIS 62525
 CONT. NO. _____
 MODEL NO. _____
 SERIAL NO. _____
 RATING 3869 KW, 4160 VOLT
 SERVICE _____



OFFICIAL TEST RECORD

JOB NO. 75744
 METHOD NO. _____
 DATE 2-26-82
 TESTED BY James L. Williams
John A. Lusk
 CALC. BY _____
 CHECKED BY Judy Wargfield
 GOV'T. INSP. _____

START AND LOAD ACCEPTANCE QUALIFICATION TEST

START NO.	START TIME		LOAD	VOLT	AMP	P.F.	FREQ.	TIME OF DAY		AIR PRESS.	OIL PRESSURE PSI		AVG AMB	WITNESSED BY
	FROM START TO RATED VOLT & FREQ.	FROM RATED VOLT & FREQ. TO LOAD						AT START	AT STOP		ENG. 1	ENG. 2		
			KW				HZ.			PSI			OF	
248					300	1.0	60			181			48	TJB
248	9.35	11.7	1935	4160	1.34	1.0	60	8:05	8:15	181	96	87	48	TJB
349										181			50	TJB
249	9.3	11.6	1935	4160	1.34	1.0	60	8:41	8:51	181	99	86	50	TJB
350										182			50	TJB
350	9.2	10.6	3869	4160	2.68	1.0	60	8:59	9:09	181	79	84	52	SRL
251										181			52	TJB
251	9.4	10.7	1935	4160	1.34	1.0	60	10:35	10:46	181	90	86	51	TJB
252										181			50	TJB
352	9.3	10.7	1935	4160	1.34	1.0	60	11:21	11:31	181	93	86	50	TJB
253										181			50	TJB
253	9.3	11.0	1935	4160	1.34	1.0	60	12:01	12:11	181	94	87	50	TJB
254										181			51	TJB
254	9.3	11.0	1935	4160	1.34	1.0	60	13:43	13:53	181	94	86	52	TJB
255										181			52	TJB
255	9.3	10.6	1935	4160	1.34	1.0	60	13:21	13:31	181	94	87	53	TJB
256										181			52	TJB
256	9.4	11.2	1935	4160	1.34	1.0	60	14:04	14:14	181	95	87	50	TJB

SOLD TO: ILLINOIS POWER CO.
 ADDRESS: 500 SOUTH 27TH STREET
 DECATUR, ILLINOIS 62525

CONT. NO. _____
 MODEL NO. _____
 SERIAL NO. _____
 RATING: 3869 KW. 4160 VOLT

SERVICE _____



JOB NO. 75744
 METHOD NO. _____
 DATE 2-26-82
 TESTED BY *Antonia Blumhagen*
Adrian Chisara
 CALC. BY _____
 CHECKED BY *Judy Harpfield*
 GOV'T. INSP. _____

OFFICIAL TEST RECORD

START AND LOAD ACCEPTANCE QUALIFICATION TEST

START NO.	JACKET WATER TEMP.				LUBE OIL TEMP.				REMARKS
	ENGINE 1		ENGINE 2		ENGINE 1		ENGINE 2		
	IN	OUT	IN	OUT	IN	OUT	IN	OUT	
348	115		123		122		130		
348	149	139	149	154	163	175	149	176	
349	130		134		135		135		
349	149	139	149	154	165	180	149	178	
350	133		140		176		176		
350	149	160	149	158	184	205	156	175	
351	130		130		135		134		
351	149	138	150	155	170	184	130	180	
352	133		130		134		132		
352	149	136	150	153	168	180	148	178	
353	124		128		135		135		
353	144	137	149	154	166	180	149	178	
354	118		134		134		134		
354	149	136	149	154	166	179	149	179	
355	116		132		130		132		
355	149	136	149	154	166	180	149	179	
356	114		128		135		132		
356	149	139	149	154	163	176	149	177	Changed starters

SHEET OF

SOLD TO ILLINOIS POWER CO.
ADDRESS 500 SOUTH 27TH STREET
DECATUR, ILLINOIS, 62525
CONT. NO. _____
MODEL NO. _____
SERIAL NO. _____
RATING 3869 KW, 4160 VOLT
SERVICE _____



OFFICIAL TEST RECORD

JOB NO. 75744
METHOD NO. _____
DATE 5-37-82
TESTED BY *Frank R. Williams*
CALC. BY _____
CHECKED BY *Judy Warfield*
GOV'T. INSP. _____

START AND LOAD ACCEPTANCE QUALIFICATION TEST DAILY CHECK SHEET

PRIOR TO THE INITIATION OF EACH DAYS START TEST SEQUENCE, THE FOLLOWING ITEMS WILL BE VERIFIED AS OPERATIONAL AND THE APPROPRIATE SPACE INITIALED BY THE TEST TECHNICIANS.

1. FUEL OIL PUMP TURNED ON TECH. INIT. *mw*
2. TURN ON D.C. POWER TECH. INIT. *mw*
3. TURN ON COOLING TOWER FANS TECH. INIT. *mw*
4. TURN ON JACKET WATER CIRCULATING PUMP TECH. INIT. *mw*
5. TURN ON AIR COMPRESSORS* TECH. INIT. *mw*
6. PLUG IN AND TURN ON BATTERY CHARGER TECH. INIT. *mw*
7. ASSURE CHART RECORDER IS ON AND WARM TECH. INIT. *mw*
8. TURN ON RAW WATER CIRCULATION PUMPS TECH. INIT. *mw*

* NO STARTS PERFORMED UNTIL STARTING AIR PRESSURE REACHES 250 PSI.

SOLD TO ILLINOIS POWER CO.
 ADDRESS 500 SOUTH 27TH STREET
DECATUR, ILLINOIS 62523
 CONT. NO. _____
 MODEL NO. _____
 SERIAL NO. _____
 RATING 3869 KW, 4160 VOLT
 SERVICE _____



OFFICIAL TEST RECORD

JOB NO. 75744
 METHOD NO. _____
 DATE 5-26-82 5-27-82
 TESTED BY James R. Williams
John Petrucci
 CALC. BY _____
 CHECKED BY Judy Wasfield
 GOV'T. INSP _____

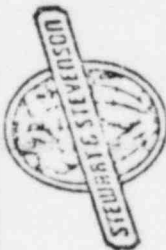
START AND LOAD ACCEPTANCE QUALIFICATION TEST

START NO.	START TIME		LOAD	VOLT	AMP	P.F.	FREQ.	TIME OF DAY		AIR PRESS.	OIL PRESSURE PSI		AVG AMB	WITNESSED BY
	FROM START TO RATED	FROM RATED VOLT & FREQ.						AT START	AT STOP		ENG. 1	ENG. 2		
	VOLT & FREQ.	TO LOAD				%	HZ.			PSI			OF	
257			1935	4160	1.34	1.0	60	14:59	15:04	181	93	86	50	TRP
257	9.35	10.7	1935	4160	1.34	1.0	60	14:59	15:04	181	93	86	52	TRP
258			1935	4160	1.34	1.0	60	15:39	15:49	181	94	86	50	TRP
258	9.3	10.8	1935	4160	1.34	1.0	60	15:39	15:49	181	94	86	50	TRP
259			1935	4160	1.34	1.0	60	16:28	16:38	181	94	86	50	TRP
259	9.3	10.6	1935	4160	1.34	1.0	60	16:28	16:38	181	94	86	50	TRP
260			1935	4160	1.34	1.0	60	16:45	16:55	181	90	86	50	TRP
260	9.3	10.6	1935	4160	1.34	1.0	60	16:45	16:55	181	90	86	51	TRP
261			1935	4160	1.34	1.0	60	17:24	17:36	181	92	86	50	TRP
261	9.3	10.0	1935	4160	1.34	1.0	60	17:24	17:36	181	92	86	50	TRP
262			1935	4160	1.34	1.0	60	18:06	18:16	181	94	86	50	TRP
262	9.3	10.5	1935	4160	1.34	1.0	60	18:06	18:16	181	94	86	49	TRP
263			1935	4160	1.34	1.0	60	17:47	17:51	182	111	90	44	TRP
263	9.15	10.6	1935	4160	1.34	1.0	60	17:47	17:51	182	111	90	46	TRP
264			1935	4160	1.34	1.0	60	18:14	18:27	181	96	87	46	TRP
264	9.3	9.9	1935	4160	1.34	1.0	60	18:14	18:27	181	96	87	46	TRP
265			1935	4160	1.34	1.0	60	19:01	19:11	181	96	87	48	TRP
265	9.25	10.4	1935	4160	1.34	1.0	60	19:01	19:11	181	96	87	49	TRP

SOLD TO ILLINOIS POWER CO.
 ADDRESS 500 SOUTH 27TH STREET
DECATUR, ILLINOIS 62525
 CONT. NO. _____
 MODEL NO. _____
 SERIAL NO. _____
 RATING 3869 KW, 4160 VOLT
 SERVICE _____

JOB NO. 75744

METHOD NO. _____
 DATE 2-26-82 2-21-82
 TESTED BY Justin K. Williams
Calvin Johnson
 CALC. BY Justin K. Williams
 CHECKED BY _____
 GOV'T. INSP. _____



OFFICIAL TEST RECORD

START AND LOAD ACCEPTANCE QUALIFICATION TEST

START NO.	JACKET WATER TEMP.				LUBE OIL TEMP.				REMARKS
	ENGINE 1		ENGINE 2		ENGINE 1		ENGINE 2		
	IN	OUT	IN	OUT	IN	OUT	IN	OUT	
257	131		139		128		135		
257	149	159	149	154	168	180	144	179	
258	130		138		125		134		
258	150	158	149	153	166	180	150	178	
259	119		137		116		130		
259	141	158	150	158	164	179	150	178	
260	144		149		144		167		
260	144	159	149	154	170	182	144	180	
261	118		133		125		136		
261	145	154	150	154	164	182	150	179	
262	120		130		125		134		2-25-82
262	150	156	150	154	166	179	144	178	
263	116		120	129	115		117		
263	148	158	149	154	153	161	143	168	
264	120		125		1	125	135		
264	149	159	149	154	162	175	149	175	
265	117		125		120		130		
265	150	156	150	154	164	176	144	178	SHEET OF

SHEET OF

SOLD TO ILLINOIS POWER CO.
 ADDRESS 500 SOUTH 27TH STREET
 DECATUR, ILLINOIS 62523

CONT. NO. _____
 MODEL NO. _____
 SERIAL NO. 3869 KW, 4160 VOLT
 RATING _____
 SERVICE _____

JOB NO. 75744

METHOD NO.

DATE 2-27-82

TESTED BY *Donald Williams*

CALC. BY *Don Williams*

CHECKED BY *Judy Washfield*

GOV'T. INSP.



OFFICIAL TEST RECORD

START AND LOAD ACCEPTANCE QUALIFICATION TEST

START NO.	START TIME		LOAD	VOLT	AMP	P.F.	FREQ. HZ	TIME OF DAY		AIR PRESS. PSI	OIL PRESSURE PSI		AVG AMPS OF	WITNESSED BY
	FROM START TO RATED VOLT	FROM RATED VOLT TO						AT START	AT STOP		ENG. 1	ENG. 2		
266	9.25	10.6	1935	4160	1.34	1.0	60	9:45	9:52	181	93	87	50	TRB
267	9.3	10.5	1935	4160	1.34	1.0	60	10:22	10:32	181	94	86	53	TRB
268	9.35	10.7	1935	4160	1.34	1.0	60	11:03	11:14	181	93	86	55	TRB
269	9.35	10.5	1935	4160	1.34	1.0	60	11:40	11:50	181	93	86	58	TRB
270	9.35	10.4	1935	4160	1.34	1.0	60	11:57	12:07	181	90	86	60	TRB
271	9.35	10.5	1935	4160	1.34	1.0	60	12:36	12:46	181	93	86	60	TRB
272	9.3	10.5	1935	4160	1.34	1.0	60	13:13	13:23	181	94	86	61	TRB
273	9.3	10.9	1935	4160	1.34	1.0	60	13:53	14:03	181	93	86	64	TRB
274	9.4	10.9	1935	4160	1.34	1.0	60	14:34	14:44	181	93	86	64	TRB

SEND TO: ILLINOIS POWER CO.
 ADDRESS: 500 SOUTH 27TH STREET
 DECATUR, ILLINOIS 62525
 CWT. NO. _____
 MODEL NO. _____
 SERIAL NO. _____
 RATING: 3869 KW, 4160 VOLT
 SERVICE _____



OFFICIAL TEST RECORD

START AND LOAD ACCEPTANCE QUALIFICATION TEST

JOB NO. 75744
 METHOD NO. _____
 DATE 2-27-82
 TESTED BY *Edwin Williams*
 CALC. BY *Edwin Williams*
 CHECKED BY *Edwin Williams*
 GOV'T. INSP. *Edwin Williams*

START NO.	JACKET WATER TEMP.				LUBE OIL TEMP.				REMARKS
	ENGINE 1		ENGINE 2		ENGINE 1		ENGINE 2		
	IN	OUT	IN	OUT	IN	OUT	IN	OUT	
266	115	139	122	134	125	179	149	179	
266	149	139	122	134	125	179	149	179	
267	116	139	122	134	125	179	149	179	
267	149	139	122	134	125	179	149	179	
268	116	139	122	134	125	179	149	179	
268	149	139	122	134	125	179	149	179	
269	117	139	122	134	125	179	149	179	
269	149	139	122	134	125	179	149	179	
269	121	139	122	134	125	179	149	179	
269	149	139	122	134	125	179	149	179	
270	121	139	122	134	125	179	149	179	
270	149	139	122	134	125	179	149	179	
271	121	139	122	134	125	179	149	179	
271	149	139	122	134	125	179	149	179	
272	121	139	122	134	125	179	149	179	
272	149	139	122	134	125	179	149	179	
273	121	139	122	134	125	179	149	179	
273	149	139	122	134	125	179	149	179	
274	121	139	122	134	125	179	149	179	
274	149	139	122	134	125	179	149	179	
275	121	139	122	134	125	179	149	179	
275	149	139	122	134	125	179	149	179	
276	121	139	122	134	125	179	149	179	
276	149	139	122	134	125	179	149	179	
277	121	139	122	134	125	179	149	179	
277	149	139	122	134	125	179	149	179	
278	121	139	122	134	125	179	149	179	
278	149	139	122	134	125	179	149	179	
279	121	139	122	134	125	179	149	179	
279	149	139	122	134	125	179	149	179	
280	121	139	122	134	125	179	149	179	
280	149	139	122	134	125	179	149	179	
281	121	139	122	134	125	179	149	179	
281	149	139	122	134	125	179	149	179	
282	121	139	122	134	125	179	149	179	
282	149	139	122	134	125	179	149	179	
283	121	139	122	134	125	179	149	179	
283	149	139	122	134	125	179	149	179	
284	121	139	122	134	125	179	149	179	
284	149	139	122	134	125	179	149	179	
285	121	139	122	134	125	179	149	179	
285	149	139	122	134	125	179	149	179	
286	121	139	122	134	125	179	149	179	
286	149	139	122	134	125	179	149	179	
287	121	139	122	134	125	179	149	179	
287	149	139	122	134	125	179	149	179	
288	121	139	122	134	125	179	149	179	
288	149	139	122	134	125	179	149	179	
289	121	139	122	134	125	179	149	179	
289	149	139	122	134	125	179	149	179	
290	121	139	122	134	125	179	149	179	
290	149	139	122	134	125	179	149	179	
291	121	139	122	134	125	179	149	179	
291	149	139	122	134	125	179	149	179	
292	121	139	122	134	125	179	149	179	
292	149	139	122	134	125	179	149	179	
293	121	139	122	134	125	179	149	179	
293	149	139	122	134	125	179	149	179	
294	121	139	122	134	125	179	149	179	
294	149	139	122	134	125	179	149	179	
295	121	139	122	134	125	179	149	179	
295	149	139	122	134	125	179	149	179	
296	121	139	122	134	125	179	149	179	
296	149	139	122	134	125	179	149	179	
297	121	139	122	134	125	179	149	179	
297	149	139	122	134	125	179	149	179	
298	121	139	122	134	125	179	149	179	
298	149	139	122	134	125	179	149	179	
299	121	139	122	134	125	179	149	179	
299	149	139	122	134	125	179	149	179	
300	121	139	122	134	125	179	149	179	
300	149	139	122	134	125	179	149	179	
301	121	139	122	134	125	179	149	179	
301	149	139	122	134	125	179	149	179	
302	121	139	122	134	125	179	149	179	
302	149	139	122	134	125	179	149	179	
303	121	139	122	134	125	179	149	179	
303	149	139	122	134	125	179	149	179	
304	121	139	122	134	125	179	149	179	
304	149	139	122	134	125	179	149	179	
305	121	139	122	134	125	179	149	179	
305	149	139	122	134	125	179	149	179	
306	121	139	122	134	125	179	149	179	
306	149	139	122	134	125	179	149	179	
307	121	139	122	134	125	179	149	179	
307	149	139	122	134	125	179	149	179	
308	121	139	122	134	125	179	149	179	
308	149	139	122	134	125	179	149	179	
309	121	139	122	134	125	179	149	179	
309	149	139	122	134	125	179	149	179	
310	121	139	122	134	125	179	149	179	
310	149	139	122	134	125	179	149	179	
311	121	139	122	134	125	179	149	179	
311	149	139	122	134	125	179	149	179	
312	121	139	122	134	125	179	149	179	
312	149	139	122	134	125	179	149	179	
313	121	139	122	134	125	179	149	179	
313	149	139	122	134	125	179	149	179	
314	121	139	122	134	125	179	149	179	
314	149	139	122	134	125	179	149	179	
315	121	139	122	134	125	179	149	179	
315	149	139	122	134	125	179	149	179	
316	121	139	122	134	125	179	149	179	
316	149	139	122	134	125	179	149	179	
317	121	139	122	134	125	179	149	179	
317	149	139	122	134	125	179	149	179	
318	121	139	122	134	125	179	149	179	
318	149	139	122	134	125	179	149	179	
319	121	139	122	134	125	179	149	179	
319	149	139	122	134	125	179	149	179	
320	121	139	122	134	125	179	149	179	
320	149	139	122	134	125	179	149	179	
321	121	139	122	134	125	179	149	179	
321	149	139	122	134	125	179	149	179	
322	121	139	122	134	125	179	149	179	
322	149	139	122	134	125	179	149	179	
323	121	139	122	134	125	179	149	179	
323	149	139	122	134	125	179	149	179	
324	121	139	122	134	125	179	149	179	
324	149	139	122	134	125	179	149	179	
325	121	139	122	134	125	179	149	179	
325	149	139	122	134	125	179	149	179	
326	121	139	122	134	125	179	149	179	
326	149	139	122	134	125	179	149	179	
327	121	139	122	134	125	179	149	179	
327	149	139	122	134	125	179	149	179	
328	121	139	122	134	125	179	149	179	
328	149	139	122	134	125	179	149	179	
329	121	139	122	134	125	179	149	179	
329	149	139	122	134	125	179	149	179	
330	121	139	122	134	125	179	149	179	
330	149	139	122	134	125	179	149	179	
331	121	139	122	134	125	179	149	179	
331	149	139	122	134	125	179	149	179	
332	121	139	122	134	125	179	149	179	
332	149	139	122	134	125	179	149	179	
333	121	139	122	134	125	179	149	179	
333	149	139	122	134	125	179	149	179	
334	121	139	122	134	125	179	149	179	
334	149	139	122	134	125	179	149	179	
335	121	139	122	134	125	179	149	179	
335	149	139	122	134	125	179	149	179	
336	121	139	122	134	125	179	149	179	
336	149	139	122	134	125	179	149	179	
337	121	139	122	134	125	179	149	179	
337	149	139	122	134	125	179	149	179	
338	121	139	122	134	125	179	149	179	
338	149	139	122	134	125	179	149	179	
339	121	139	122	134	125	179	149	179	
339	149	139	122	134	125	179	149	179	
340	121	139	122	134	125	179	149	179	
340	149	139	122	134	125	179	149	179	
341	121	139	122	134	125	179	149	179</	

SHEET 1 OF 1

W. O. NO. 75744

TEST TITLE: Start and Load Acceptance Qualification Test - Air Start Motor Refurbishment

PROCEDURE: 16cyl

DATE: 2-28-82

#1 STARTER S/N: 0999 STARTS MADE ON THIS UNIT: 26

PARTS REPLACED: 1001

#2 STARTER S/N: 1004 STARTS MADE ON THIS UNIT: 26

PARTS REPLACED: 1003

#3 STARTER S/N: 0997 START MADE ON THIS UNIT: 26

PARTS REPLACED: 0998

#4 STARTER S/N: _____ START MADE ON THIS UNIT: _____

PARTS REPLACED: _____

.....
ADDITIONAL COMMENTS: _____

TECHNICIANS SIGNATURE: Yanto B. Williams DATE: 2-28-82

W. O. NO. 75744

TEST TITLE: Start and Load Acceptance Qualification Test - Air Start Motor Refurbishmen

PROCEDURE: 12 cyl.

DATE: 2-28-82

#1 STARTER S/N: 0995 STARTS MADE ON THIS UNIT: 26

PARTS REPLACED: 0990

#2 STARTER S/N: 0992 STARTS MADE ON THIS UNIT: 26

PARTS REPLACED: 0959

#3 STARTER S/N: 0938 START MADE ON THIS UNIT: 28

PARTS REPLACED: 0996

#4 STARTER S/N: _____ START MADE ON THIS UNIT: _____

PARTS REPLACED: _____

.....
ADDITIONAL COMMENTS: _____

TECHNICIANS SIGNATURE: Richard P. Williams DATE: 2-28-82

SOLD TO ILLINOIS POWER CO.
ADDRESS 500 SOUTH 27TH STREET
DECATUR, ILLINOIS, 62525
CONT. NO. _____
MODEL NO. _____
SERIAL NO. _____
RATING 3869 KW, 4160 VOLT
SERVICE _____



OFFICIAL TEST RECORD

START AND LOAD ACCEPTANCE QUALIFICATION TEST
DAILY CHECK SHEET

JOB NO. 75744
METHOD NO. _____
DATE 12-28-32
TESTED BY John B. Williams
CALC. BY _____
CHECKED BY Judy W. H. Field
GOV'T. INSP. _____

PRIOR TO THE INITIATION OF EACH DAYS START TEST SEQUENCE, THE FOLLOWING ITEMS WILL BE VERIFIED AS OPERATIONAL AND THE APPROPRIATE SPACE INITIALED BY THE TEST TECHNICIANS.

1. FUEL OIL PUMP TURNED ON TECH. INIT. in
2. TURN ON D.C. POWER TECH. INIT. in
3. TURN ON COOLING TOWER FANS TECH. INIT. in
4. TURN ON JACKET WATER CIRCULATING PUMP TECH. INIT. in
5. TURN ON AIR COMPRESSORS* TECH. INIT. in
6. PLUG IN AND TURN ON BATTERY CHARGER TECH. INIT. in
7. ASSURE CHART RECORDER IS ON AND WARM TECH. INIT. in
8. TURN ON RAW WATER CIRCULATION PUMPS TECH. INIT. in

* NO STARTS PERFORMED UNTIL STARTING AIR PRESSURE REACHES 250 PSI.

SOLD TO ILLINOIS POWER CO.
 ADDRESS 500 SOUTH 27TH STREET
DECATUR, ILLINOIS 62525
 CONT. NO. _____
 MODEL NO. _____
 SERIAL NO. _____
 RATING 3869 KW. 4160 VOLT
 SERVICE _____



JOB NO. 75744
 METHOD NO. _____
 DATE 2-27-87 2-28-87
 TESTED BY Samuel Williams
Oliver Fortner
 CALC. BY _____
 CHECKED BY Judy Warfield
 GOV'T. INSP. _____

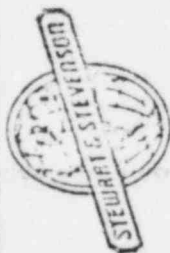
OFFICIAL TEST RECORD

START AND LOAD ACCEPTANCE QUALIFICATION TEST

START NO.	START TIME		LOAD KW	VOLT	AMP	P.F. %	FREQ. HZ.	TIME OF DAY		AIR PRESS. PSI	OIL PRESSURE PSI		AVG AMB °F	WITNESSED BY
	FROM START TO RATED VOLT & FREQ.	FROM RATED VOLT & FREQ. TO LOAD						AT START	AT STOP		ENG. 1	ENG. 2		
275			3869	4160	2.68	1.0	60	15:13	16:13	181	78	82	65	OC SS-10
276	9.3	10.5	1935	4160	1.34	1.0	60	7:53	8:03	181	110	87	49	OC SS-10 TRB
277			1935	4160	1.34	1.0	60	8:38	8:48	181	95	86	50	OC SS-10 TRB
278	9.35	10.4	1935	4160	1.34	1.0	60	9:08	9:20	181	94	86	51	OC SS-10 TRB
279			1935	4160	1.34	1.0	60	9:10	9:20	181	94	86	52	OC SS-10 TRB
280	9.3	10.3	1935	4160	1.34	1.0	60	9:10	9:20	181	94	86	54	OC SS-10 TRB
281			1935	4160	1.34	1.0	60	9:22	10:02	181	93	86	59	OC SS-10 TRB
280	11.2	12.3	1935	4160	1.34	1.0	60	10:09		181			56	OC SS-10 TRB
75-1										181			61	OC SS-10 TRB
280	9.3	10.5	1935	4160	1.34	1.0	60	12:49	12:59	181	90	86	66	OC SS-10 TRB
281			1935	4160	1.34	1.0	60	13:21		181	93	86	67	OC SS-10 TRB
281	9.3	10.6	1935	4160	1.34	1.0	60	13:21		181	93	86	66	OC SS-10 TRB

SOLD TO ILLINOIS POWER CO.
 ADDRESS 500 SOUTH 27TH STREET
 DECATUR, ILLINOIS 62525

CONT. NO. _____
 MODEL NO. _____
 SERIAL NO. _____
 RATING 3869 KW, 4160 VOLT
 SERVICE _____



OFFICIAL TEST RECORD

START AND LOAD ACCEPTANCE QUALIFICATION TEST

75744

JOB NO. _____
 METHOD NO. _____
 DATE 3-3-78 2-28-82
 TESTED BY *John R. Williams*
 CALC. BY _____
 CHECKED BY *Judy Williams*
 GOV'T. INSP. _____

START NO.	JACKET WATER TEMP.				LUBE OIL TEMP.				REMARKS
	ENGINE 1		ENGINE 2		ENGINE 1		ENGINE 2		
	TH	OUT	IN	OUT	IN	OUT	IN	OUT	
273	120		125			125		135	
275	149	161	149	160	186	206	159	144	
276	115		176			115		120	2-28-82
276	149	159	149	154	153	162	143	158	
277	125		127			124		129	
277	149	159	149	154	164	176	149	174	
278	130		128			131		130	
278	149	158	149	154	166	181	150	148	
279	130		128			123		131	
279	149	159	149	154	167	180	149	179	
280	148		148			176		167	Shut unit down
280									
280-1	149		149			171		158	
280-1									
280	148		146			178		171	
280	149	159	149	154	170	185	150	180	
281	120		123			125		133	
281	149	158	149	156	168	181	155	178	
									SHEET OF

SHEET OF

SOLD TO: ILLINOIS POWER CO.
ADDRESS: 509 SOUTH 27TH STREET
DECATUR, ILLINOIS, 62525

CONT. NO. _____
MODEL NO. _____
SERIAL NO. _____
RATING: 3869 KW, 4160 VOLT
SERVICE _____



OFFICIAL TEST RECORD

START AND LOAD ACCEPTANCE QUALIFICATION TEST
DAILY CHECK SHEET

JOB NO. 75744
METHOD NO. _____
DATE 3-1-83
TESTED BY *Robert R. Williams*
CALC. BY _____
CHECKED BY *Judy Wargfield*
GOV'T. INSP _____

PRIOR TO THE INITIATION OF EACH DAYS START TEST SEQUENCE, THE FOLLOWING ITEMS WILL BE VERIFIED AS OPERATIONAL AND THE APPROPRIATE SPACE INITIALED BY THE TEST TECHNICIANS.

- | | | |
|--|-------------|----------|
| 1. FUEL OIL PUMP TURNED ON | TECH. INIT. | <i>W</i> |
| 2. TURN ON D.C. POWER | TECH. INIT. | <i>W</i> |
| 3. TURN ON COOLING TOWER FANS | TECH. INIT. | <i>W</i> |
| 4. TURN ON JACKET WATER CIRCULATING PUMP | TECH. INIT. | <i>W</i> |
| 5. TURN ON AIR COMPRESSORS* | TECH. INIT. | <i>W</i> |
| 6. PLUG IN AND TURN ON BATTERY CHARGER | TECH. INIT. | <i>W</i> |
| 7. ASSURE CHART RECORDER IS ON AND WARM | TECH. INIT. | <i>W</i> |
| 8. TURN ON RAW WATER CIRCULATION PUMPS | TECH. INIT. | <i>W</i> |

* NO STARTS PERFORMED UNTIL STARTING AIR PRESSURE REACHES 250 PSI.

SOLD TO ILLINOIS POWER CO.
 ADDRESS 500 SOUTH 27TH STREET
 DECATUR, ILLINOIS 62525
 CONT. NO. _____
 MODEL NO. _____
 SERIAL NO. _____
 RATING 3869 KW, 4160 VOLT
 SERVICE _____



JOB NO. 75744

METHOD NO.

DATE 3-28-82 3-1-82

TESTED BY *James Hargfield*

CALC. BY _____

CHECKED BY *James Hargfield*

GOV'T. INSP _____

OFFICIAL TEST RECORD

START AND LOAD ACCEPTANCE QUALIFICATION TEST

START NO.	START TIME		LOAD	VOLT	AMP	P.F.	FREQ. HZ.	TIME OF DAY		AIR PRESS. PSI	OIL PRESSURE PSI		AVG AMB OF	WITNESSED BY
	FROM START TO RATED VOLT & FREQ.	FROM RATED VOLT & FREQ. TO						AT START	AT STOP		ENG. 1	ENG. 2		
282	9.35	10.4	1935	4160	1.34	1.0	60	14:10	14:50	181	93	87	68	TRB 00 55-10
283	9.3	14.9	1935	4160	1.34	1.0	60	14:55	15:03	181	94	87	68	TRB 00 55-10
284	9.3	10.5	1935	4160	1.34	1.0	60	15:35	15:49	181	94	87	68	TRB 00 55-10
285	9.3	10.4	1935	4160	1.34	1.0	60	16:26	16:30	181	94	87	68	TRB 00 55-10
286	9.3	10.3	1935	4160	1.34	1.0	60	17:00	17:20	181	93	87	68	TRB 00 55-10
287	9.2	10.2	1935	4160	1.34	1.0	60	17:10	17:23	182	102	90	50	TRB 00 55-10
288	9.3	10.4	1935	4160	1.34	1.0	60	17:41	17:57	181	94	86	52	TRB 00 55-10
289	9.22	10.7	1935	4160	1.34	1.0	60	18:25	18:35	181	93	86	56	TRB 00 55-10
290	9.65	10.8	1935	4160	1.34	1.0	60	18:43	18:53	181	90	86	58	TRB 00 55-10

SOLD TO ILLINOIS POWER CO.
ADDRESS 500 SOUTH 27TH STREET
DECATUR, ILLINOIS 62525

COST. NO. _____
MODEL NO. _____
SERIAL NO. _____
RATING 2869 KW. 4160 VOLT

SERVICE _____



JOB NO. 75744
METHOD NO. _____
DATE 2-26-82 3-1-82
TESTED BY *Lyndie R. Williams*
CALC. BY *John Adams*
CHECKED BY *Judy Harbeck*
GOV'T. INSP. _____

OFFICIAL TEST RECORD

START AND LOAD ACCEPTANCE QUALIFICATION TEST

TANK NO.	JACKET WATER TEMP.				TUBE OIL TEMP.				REMARKS
	ENGINE 1		ENGINE 2		ENGINE 1		ENGINE 2		
	IN	OUT	IN	OUT	IN	OUT	IN	OUT	
282	120	135	135	150	121	134	130	144	
282	130	158	158	174	130	144	130	144	
283	116	135	135	150	121	134	130	144	
283	150	158	158	174	130	144	130	144	
284	115	135	135	150	121	134	130	144	
284	150	158	158	174	130	144	130	144	
285	115	135	135	150	121	134	130	144	
285	150	158	158	174	130	144	130	144	
286	112	135	135	150	121	134	130	144	
286	149	158	158	174	130	144	130	144	
287	115	135	135	150	121	134	130	144	
287	149	158	158	174	130	144	130	144	
288	120	135	135	150	121	134	130	144	
288	149	158	158	174	130	144	130	144	
289	120	135	135	150	121	134	130	144	
289	150	158	158	174	130	144	130	144	
290	149	158	158	174	130	144	130	144	
290	150	158	158	174	130	144	130	144	
	</								

3-1-82

SHEET OF

SOLD TO ILLINOIS POWER CO.
 ADDRESS 500 SOUTH 27TH STREET
DECATUR, ILLINOIS 62525
 CONT. NO. _____
 MODEL NO. _____
 SERIAL NO. _____
 RATING 3869 KW, 4160 VOLT
 SERVICE _____



OFFICIAL TEST RECORD

JOB NO. 75744
 METHOD NO. _____
 DATE 2-1-82
 TESTED BY Robert Williams
John Johnson
 CALC. BY _____
 CHECKED BY Judy Warfield
 GOV'T. INSP. _____

START AND LOAD ACCEPTANCE QUALIFICATION TEST

START NO.	START TIME		LOAD	VOLT	AMP	P.F.	FREQ.	TIME OF DAY		AIR PRESS.	OIL PRESSURE PSI		AVG AMB	WITNESSED BY
	FROM START TO RATED VOLT & FREQ.	FROM RATED VOLT & FREQ. TO LOAD						AT START	AT STOP		ENG. 1	ENG. 2		
			KW	V	A	%	HZ.			PSI			OF	
291										181			60	TRB OC
291	9.3	10.6	1935	4160	1.34	1.0	60	9:31	9:31	181	92	86	60	TRB SS-19
292										181			62	TRB OC
292	9.2	10.1	1935	4160	1.34	1.0	60	9:54	10:04	181	92	86	62	TRB SS-19
293										181			62	TRB OC
293	9.25	9.95	1935	4160	1.34	1.0	60	10:31	10:41	181	93	86	62	TRB SS-19
294										181			66	TRB OC
294	9.3	10.3	1935	4160	1.34	1.0	60	11:07	11:17	181	93	85	64	TRB SS-19
295										181			68	TRB OC
295	9.25	10.0	1935	4160	1.34	1.0	60	11:43	11:53	181	92	86	67	TRB SS-19
296										181			68	TRB OC
296	9.25	10.05	1935	4160	1.34	1.0	60	12:18	12:28	181	92	86	67	TRB SS-19
297										181			68	TRB OC
297	9.25	10.0	1935	4160	1.34	1.0	60	12:55	13:05	181	92	86	67	TRB SS-19
298										181			68	TRB OC
298	9.25	9.9	1935	4160	1.34	1.0	60	13:33	13:43	181	93	86	70	TRB SS-19
299										181			68	TRB OC
299	9.25	10.1	1935	4160	1.34	1.0	60	14:09	14:19	181	93	86	70	TRB SS-19



SOLD TO: ILLINOIS POWER CO.
ADDRESS: 500 SOUTH 27TH STREET
DECATUR, ILLINOIS 62525

CONT. NO. _____
MODEL NO. _____
SERIAL NO. _____
RATING 3869 KW, 4160 VOLT

SERVICE _____

JOB NO. 75744

METHOD NO. _____

DATE 3-1-82

TESTED BY *Robert Williams*

CALC. BY _____

CHECKED BY *Rudy Wargfield*

GOV'T. INSP. _____

OFFICIAL TEST RECORD

START AND LOAD ACCEPTANCE QUALIFICATION TEST

START NO.	JACKET WATER TEMP.				LUBE OIL TEMP.				REMARKS
	ENGINE 1		ENGINE 2		ENGINE 1		ENGINE 2		
	IN	OUT	IN	OUT	IN	OUT	IN	OUT	
291	125		130		126			134	
291	130	138	149	154	182	168	149	179	
292	122		133		130			135	
292	130	138	144	154	182	168	130	130	
293	121		133		125			135	
293	130	138	149	154	180	168	130	170	
294	122		141		133			131	
294	144	158	149	154	181	168	150	180	
295	124		133		130			135	
295	130	138	149	154	182	168	130	180	
296	122		133		128			155	
296	130	138	149	154	182	169	150	180	
297	131		133		125			135	
297	130	138	149	154	182	168	150	180	
298	122		134		125			135	
298	149	158	149	154	185	168	150	180	
299	121		133		127			135	
299	130	138	149	154	181	168	150	180	

SHEET OF

SOLD TO ILLINOIS POWER CO.
ADDRESS 500 SOUTH 27TH STREET
DECATUR, ILLINOIS 62525

CONT. NO. _____
MODEL NO. _____
SERIAL NO. _____
RATING 3869 KW, 4160 VOLT _____
SERVICE _____



ON 801
75744

METHOD NO.

DATE 3-1-82

TESTED BY *Antonia Bullen*
Chloe Fother

CALC. BY:

CHECKED BY

GOV'T INSP

OFFICIAL TEST RECORD

START AND LOAD ACCEPTANCE QUALIFICATION TEST

[illegible]

SOLD TO ILLINOIS POWER CO.
ADDRESS 500 SOUTH 27TH STREET
DECATUR, ILLINOIS 62525

CONT. NO. _____
MODEL NO. _____
SERIAL NO. _____
RATING 3869 KH, 4160 VOLT

SERVICE _____



JOB NO.

METHOD NO.

CAYE

TESTED BY 2

CALC. BY-

CHECKED BY

GOV'T. INSP.

OFFICIAL TEST RECORD

START AND LOAD ACCEPTANCE QUALIFICATION TEST

[illegible]

START AND LOAD ACCEPTANCE QUALIFICATION TEST

PROCEDURE:

1. After each 25th start, the air line strainer, air line lubricator and all starters will be removed, disassembled, cleaned and maintained per Stewart & Stevenson Commercial and Parts Manual. Any adjustments or pertinent observations will be recorded in the remarks section of the Test Record. At the end of the testing sequence the air starters will be removed and refurbished to new or like-new condition.

Diesel Fuel 42200-2 will be switched to Gulf UTI
preservative.

Engine lubric oil will be substituted with

Ashland Tectyl # 823 CH.

Cooling System Preservative with

DATE 3/31/82

NALCOOL # 41. (VON PAINTED parts coated with GULF WD-200 #3.

UNIT #10G01KA

ENGINE SN#

INSPECTION OF QUALIFICATION TESTING

I. Cylinder Condition:

A. Visually inspect cylinder lining for scuffing or wear.

Findings:

DON'T SHOW ANY WEAR
IN BOTH UNITS.

B. Visually inspect piston rings for any broken, cracked or
excessively worn condition.

Findings:

RINGS SHOW BLACK (OIL) LINES
AND DON'T SHOW ANY BROKEN RINGS
IN BOTH UNITS.

C. Visually inspect (where accessible) for any damage due to
scuffing or wear.

INSP. OF AIR BOXES DON'T SHOW
ANY DAMAGE.
PIPING, WATER ELBOWS etc.

Findings:

NO TRACKS OF DAMAGE

D. Check air box for excessive oil coming from the turbo charger.

Findings: FOUND NO OIL, NO TRACKS OF
TURBO PROBLEMS OR LEAKS, JUST
NORMAL DUST ACUMULATION.

II. Crank Case Condition:

A. Remove one main bearing cap and visually inspect the bearing shell for normalcy. Compare with EMD Inspection and Qualification of Engine Main Bearing (Bulletin No. EMD-1 4.74).

Findings:

INSPECTED BEARING # 3 ON UNIT #1 (12 cyl.)
AND SHOWED NORMAL WEAR APPEARANCE, SAME
AS # 5 BEARING ON #2 ENGINE (16 cyl.).
(ACCORDING TO EMD BULLETIN, PAGE # 29)

B. Visually inspect the above Main Bearing Journal for any evidence of damage.

Findings:

NO DAMAGE.

III. Turbo Charger Condition: (in place)


A. Visually inspect turbo wheel for any nicks, dents or other visual damage.

Findings:

TURBO wheel O.K. IN ENGINE #1 & #2

- B. Measure the clearance between compressor wheel and the air nozzle. Note the actual measurement taken.

Measurement:

#1 ENGINE CLEARANCE:  0.016"

#2 ENGINE CLEARANCE

0.018

- C. Measure the end play of the thrust bearing. Note actual measurement taken.

Measurement: #1 ENGINE

0.011"

#2 ENGINE

0.009"

X IV. Soak Back Pump

- A. Engage soak back pump and circulating pump and record discharge pressures.

Pressure: #1 ENGINE

27 PSI.

TEMP

112°F

W. IN

#2 ENGINE

25 PSI.

TEMP IN WATER

118°F

V. Governor:

- A. Governor operation check to be performed by the start up at equipment functional start after test equipment jumpers have been removed.

Findings:

GOVERNOR FUNCTION, O.K.

- B. Perform a complete tune-up in engine, checking valves, injectors for proper setting. Note any deficiency, other than normal adjustments.

Findings:

TUNE-UP O.K.

VI. Starters:

A. Check starters which are to be shipped with the unit.

✓ A. Have been rebuilt and inspected.

B. Rebuilt sheet available.

✓ C. Note Serial Number of starters to be shipped.

NOTE: Any other conditions or adverse findings.

none

0995 } 12 cyl
0992 }
0988 }

0999 } 16 cyl
1004 }
0997 }

I R Bily
Quality Control Inspector

Cheneca
Technician