



# MISSISSIPPI POWER & LIGHT COMPANY

*Helping Build Mississippi*

P. O. BOX 1640, JACKSON, MISSISSIPPI 39205

June 8, 1984 84 JUN 14 AIO: 08

J. B. RICHARD  
SENIOR VICE PRESIDENT - NUCLEAR

U. S. Nuclear Regulatory Commission  
Region II  
101 Marietta St., N.W., Suite 2900  
Atlanta, Georgia 30303

Attention: Mr. J. P. O'Reilly, Regional Administrator

Dear Mr. O'Reilly:

SUBJECT: Grand Gulf Nuclear Station  
Units 1 and 2  
Docket Nos. 50-416 and 50-417  
License No. NPF-13  
File 2060/L-860.0/L-401.0  
Interim Response to IE Bulletin  
No. 83-08  
Ref: AECM-84/0177,  
March 27, 1984  
AECM-84/0308

Mississippi Power & Light Company (MP&L) is unable at this time to provide a final response to IE Bulletin No. 83-08, "Electrical Circuit Breakers with an Undervoltage Trip Feature in Use in Safety-Related Applications Other Than the Reactor Trip System." Our previous response provided in AECM-84/0177, dated March 27, 1984, indicated that MP&L expected to be able to provide a final response by June 1, 1984. This date was based on General Electric's estimate of when they expected to complete their evaluation of IE Bulletin 83-08 for MP&L. General Electric has not yet completed their evaluation. Per telephone conversation with your Caudle (NRC) on June 1, 1984, MP&L requested and received an extension for submittal of an interim response to IE Bulletin No. 83-08 until June 8, 1984. This letter is an interim response and supplements our initial response (Reference).

## Response to Item 1 of IEB 83-08

As stated in our initial response, eight safety-related breakers with undervoltage trip features are used in the RPS (C71 System) Electrical Protection Assemblies for Unit 1. These breakers are General Electric type TFJ-175A breakers with type TFKUV7RS trip attachments. General Electric has not completed their investigation for Unit 2.

## Response to Item 2(a)

Type TFJ circuit breakers are molded case type circuit breakers consisting of a thermal-magnetic trip element and operating mechanism with contacts and interrupting means in a molded insulated case. The operating mechanism is quick-make, quick-break, and trip-free so that the contacts cannot be held closed against either a short circuit or an overload. General Electric determined that the design margin available to open the molded case breakers is as follows:

JESXdb1

Member Middle South Utilities System

8407020340 840608  
PDR ADDCK 05000416  
PDR

TE 11

- (1) 5 - 10 ounces of force is required to release the latching mechanism. The minimum and maximum force available to release the latching mechanism is 1.5 pounds and 5.0 pounds, respectively.
- (2) 2.5 pounds force is required to trip the breaker. 5.0 pounds of force is available from the undervoltage device to trip the breaker.

Considering the fact that these electrical circuit breakers are of a different design type than those discussed in the "Description of Circumstances" section of IE Bulletin No. 83-08, these design margins are adequate. Furthermore, problems encountered within either the UVTA or the Trip bar latch assembly due to improper lubrication, inadequate adjustment, excessive torque or excessive wear of moving parts do not necessarily apply to these breakers because the design of the molded case circuit breakers which are factory calibrated and sealed in a molded insulating case eliminates continuing maintenance requirements.

Response to Item 2(b)

Provisions for calibration and testing of the eight safety-related breakers with undervoltage trip features used in the RPS Electrical Protection Assemblies for Unit 1 are contained in CGNS surveillance procedures. An RPS Electrical Protection Assembly (EPA) Channel Functional Test is performed every 6 months and an RPS Electrical Protection Assembly Calibration is performed every 18 months as required by GGNS Technical Specification 4.8.4.3. The EPA calibration procedure provides detailed instructions for overvoltage, undervoltage and underfrequency setpoint calibration checks and adjustment and time delay calibration checks and adjustment for each EPA breaker. The EPA channel functional test provides detailed instructions for testing the overvoltage, undervoltage and underfrequency trip setpoints and time delays.

Response to Item 2(c)


There have been no malfunctions associated with the undervoltage trip attachments of these breakers.

Response to Item 2(d)

No preventive or corrective measures are necessary.

This completes our response to IE Bulletin No. 83-08 for Grand Gulf Nuclear Station (GGNS) Unit 1. Our final response for GGNS Unit 2 is pending the completion of an investigation by General Electric Company. Based on their estimated completion date, MP&L requests an extension to July 13, 1984, for submittal of a final response to IE Bulletin No. 83-08 for Unit 2. Should you have any questions regarding this matter, please advise.

Yours truly,



JBR:db  
Attachment

cc: Mr. R. B. McGehee (w/o)  
Mr. N. S. Reynolds (w/o)  
Mr. G. B. Taylor (w/o)


Mr. Richard C. DeYoung, Director (w/a)  
Office of Inspection & Enforcement  
U. S. Nuclear Regulatory Commission  
Washington, D. C. 20555

Document Control Desk (w/a)  
U. S. Nuclear Regulatory Commission  
Washington, D. C. 20555

AFFIDAVIT

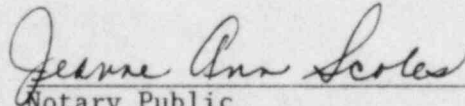
STATE OF MISSISSIPPI  
COUNTY OF HINDS

J. B. Richard, being duly sworn, states that he is Senior Vice President Nuclear, Mississippi Power & Light Company; that he is authorized on the part of said Company to sign and file with the Nuclear Regulatory Commission this response to IE Bulletin No. 83-08 on behalf of Company, Middle South Energy, Inc. and South Mississippi Electric Power Association; that he signed the foregoing letter as Senior Vice President - Nuclear, of Mississippi Power & Light Company; and that the statements made and the matters set forth therein are true and correct to the best of his knowledge, information and belief.

  
\_\_\_\_\_  
J. B. Richard

SUBSCRIBED AND SWORN TO before me, a Notary Public, in and for the County and State above named, this 8th day of June, 1984.

(SEAL)

  
\_\_\_\_\_  
Notary Public

My commission expires:

My Commission Expires Sep. 21, 1987