

Applicants' EP #12

8406220366 840503  
PDR ADOCK 05000413  
G PDR

DOCKETED  
USNRC

'84 MAY 24 AIO

OFFICE OF SECRETARY  
DOCKING & SECT  
BRANCH

# DISASTERS

and what to do to protect yourself

50-413/414 OL

A-EP-12 5/3/84

84 06220366



If a nuclear power plant emergency occurs which could affect an area around the plant, you will be notified by public alerting systems and by radio or TV. To reduce the effects of potential health problems, you may have to . . .

---

**Seek Shelter**

- ☐ Go into the nearest building.
- ☐ Close all doors and windows. Shut off fans, air conditioners or furnace.

---

**Evacuate**

- ☐ Take necessities only, such as clothing, bedding, medication.
- ☐ Shelter pets indoors with food and water.
- ☐ Lock up house, or place of business.

---

**Nuclear Power Plant Emergency**



Emergencies can happen anywhere and anytime. They can happen to you. In an emergency situation, it is vital to think clearly and react quickly.

If an emergency occurs, it is essential for you to know what to do. The time to find this out is before an emergency happens.

Once an emergency occurs, do not panic. Listen to the Emergency Broadcast System on local radio or TV stations and follow instructions. But in an emergency, it is up to you to determine what action is appropriate.

This booklet outlines general precautions and safety measures you should follow.



---

Thunderstorms produce many dangerous and severe forms of weather. Lightning, destructive winds, heavy rain, hail, and tornadoes can all be products of thunderstorms.

---

#### **What To Do**

- ☐ If you're outside, get into a building, car or bus.
- ☐ In a forest, pick a low area under thick, small trees.
- ☐ If swimming or boating, get out of the water immediately.
- ☐ If in an open area, head for low ground such as a valley or ravine, or crouch down.

---

#### **What Not To Do**

- ☐ Don't touch metallic objects such as bicycles, fences, golf clubs, and equipment such as lawn mowers.

---

### **Thunderstorm**



Nuclear Power Plant Emergency Con't.





- ☐ Proceed calmly along prescribed routes to designated shelters.

---

**What Not To Do**

- ☐ Don't use telephone unless you need help.
- ☐ Don't try to assemble the family. School children will be transported to a shelter if necessary.
- ☐ Don't leave your vehicle if it breaks down; stay inside until help arrives.
- ☐ Don't use wood stove or fireplace.





---

Blizzards, heavy snows, ice storms, freezing rain, or sleet can be serious hazards to people in many parts of the country. The first line of protection is to keep informed of weather conditions in the surrounding area through area weather bulletins.



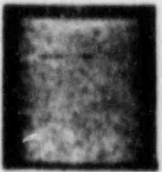
---

#### **What To Do**

- ☐ Check battery-powered equipment, heating fuel, food stock, and other supplies.
- ☐ Dress for the season.
- ☐ Layers of protective clothing are more effective and efficient than a single layer of thick clothing.
- ☐ Mittens are warmer than gloves.
- ☐ Cover the mouth to protect lungs from extremely cold air.
- ☐ Take winter driving seriously.
- ☐ Keep your car "winterized." Maintain a full tank of gasoline to keep moisture out of the tank.

---

#### **Winter Storm**





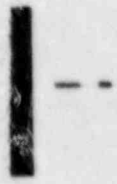



#### Winter Storm Con't.

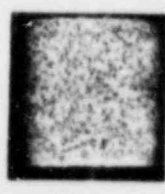

- ☐ Carry a winter kit containing equipment to help you keep warm, visible, and alive if you are trapped in a winter storm.
- ☐ If a blizzard traps you in your car, avoid overexertion and exposure, stay in your vehicle, keep it ventilated, turn on dome light at night, and don't panic.

---

#### What Not To Do

- ☐ Don't overexert yourself shoveling snow. It is extremely hard work and can bring on a heart attack, a major cause of death during and after winter storms.
  - ☐ Don't take unnecessary trips.
  - ☐ **Winter Storm Watch** means severe winter weather conditions may affect your area.
  - ☐ **Winter Storm Warning** means that winter storm weather conditions are imminent.
- 
- 





---

A tornado is a violent storm with spiraling high-speed winds. Tornadoes are usually accompanied by hail, severe thunderstorms and wind. The noise of a tornado has been described as a roaring sound—like a train far away!



---

**When a tornado threatens, immediate action can save your life!**



- ☐ Stay away From Windows, Doors, and Outside Walls. Protect Your Head.
- ☐ In homes and small buildings, go to the basement or to an interior part on the lowest level — closets, bathrooms, or interior halls. Get under something sturdy.
- ☐ In schools, nursing homes, hospitals, factories, and shopping centers, go to pre-designated shelter areas. Interior hallways on the lowest floors are best.
- ☐ In high-rise buildings, go to interior small rooms or hallways.
- ☐ In vehicles or mobile homes, leave them and go to a substantial structure. If there is no shelter nearby, lie flat in the nearest ditch, ravine, or culvert with your hands shielding your head.

---

## **Tornado**





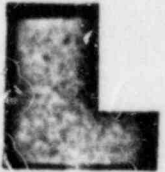





Tornado Con't.

**A Tornado Watch** means there is a possibility of one or more tornadoes in your area. Continue normal activity but . . . watch for tornadoes!

**A Tornado Warning** means a tornado has been sighted and may be approaching . . . seek shelter immediately!







---

Hurricanes are the greatest storms on earth. You should be concerned about them, whether you live on the coast or inland.

Enter the June-November hurricane season prepared by stocking tools, batteries, nonperishable foods, and other emergency equipment. Be sure your battery-operated radio and flashlights have batteries as they may be your only source of information and light if electric power is out.



---

#### **What To Do**

- ☐ Listen for weather service hurricane bulletins.
- ☐ Leave low-lying areas and secure your boat or move it to safety.
- ☐ Protect your windows with boards, shutters or tape and secure outdoor objects or bring them indoors.
- ☐ Stay at home if it is sturdy and on high ground.
- ☐ Fuel your car and leave mobile homes for more substantial shelter.
- ☐ You will not be asked to leave your home unless your life is seriously threatened. When you receive word to leave, go!

---

### **Hurricane**





Hurricane Con't.

**A Watch** means that a hurricane may threaten within 24 hours.

**A Warning** means that a hurricane is expected to strike within 24 hours.





---

When an earthquake strikes your area, for a minute or two the "solid" earth moves like the deck of a ship. What you do during and immediately after the tremor could help reduce damage and loss of life.

---

#### **During the Shaking**

- ☐ Stay indoors and take cover under a sturdy object or in a hallway. Stay away from glass.
- ☐ Don't use candles or open flames. Douse all fires.
- ☐ If the earthquake catches you outside, move away from buildings and utility wires.
- ☐ Don't run through or near buildings. If you are in a moving car, stop as quickly as safety permits, but stay in the vehicle.

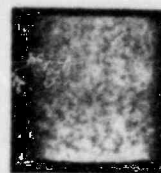

---

#### **After the Shaking**

- ☐ Check your utilities, but do not turn them on.
- ☐ If you smell gas, open windows and shut off the main valve. Then leave the building and report gas leakage to authorities.
- ☐ If water pipes are damaged, cut off the water supply at the main valve. Shut off the current at the main meter box.
- ☐ Turn on your radio to get the latest emergency bulletins.

---

### **Earthquake**






Earthquake Con't.

- ☐ Stay off the telephone except to report an emergency.
- ☐ Don't go sight-seeing. Aftershocks may occur for several days.





In many regions flash floods can strike with little or no warning. Local rains may be so intense that small creeks and streams are unable to accommodate so much water. Distant rain may be channeled into gullies and ravines, turning a quiet streamside campsite into a rampaging torrent in minutes.

---

**Observe these flash flood safety rules. They could save your life!**

- ☐ Keep alert for signs of rain (thunder and lightning), both where you are, and upstream.
- ☐ Be especially cautious at night. It's harder to recognize the danger then.
- ☐ Know where high ground is and how to get there quickly.
- ☐ Watch for rising water levels and don't try to drive through flooded areas.
- ☐ Abandon your vehicle if water begins to rise over the road, and head for higher ground immediately.



**A Flash Flood Watch** means that heavy rains may cause flash flooding in certain areas.

**A Flash Flood Warning** means that flash flooding is occurring or imminent on certain streams or in designated areas.



Do you have flood insurance? Do you know that your homeowners insurance policy does not include flood insurance? If you live in a flood-prone area, protect yourself and your family from the consequences. Call your local insurance agent or broker now to ask about flood insurance.

---

## Flash Flood









Flash Flood Con't.

For general information, write: N. C. Natural  
Resources & Community Development,  
Community Assistance, Box 27687, Raleigh, N.C.  
27611.





Most fires are caused by carelessness, improper storage of flammable materials or the deliberate setting of fires. Wherever you are, plan your safety before tragedy strikes.

---

#### **Prevent Fires**

- ☐ Keep storage areas free of trash.
- ☐ Store flammable liquids and gasoline in tight metal containers outside; do not use them indoors.
- ☐ Keep electrical appliances and wiring in good repair. Don't overload circuits.
- ☐ Remember E.D.I.T.H.-Exit Drills In The Home!
- ☐ Discuss with your family step-by-step plans for an emergency fire escape and where the family will meet after escape.
- ☐ Memorize the fire department phone number.
- ☐ Install a smoke detector for each level of your home and test them monthly.
- ☐ Have a fire extinguisher and know how to use it.
- ☐ Have practice fire drills regularly.

---

#### **In Case of Fire**

- ☐ Call the Fire Department.
- ☐ Smother a small fire with wet rug, blanket or fire extinguisher.
- ☐ Turn off electricity and gas sources.

---

### **Fire**



**Fire Con't.**

- ☐ Extinguish a grease fire with a pan lid, salt, or damp cloth.
- ☐ Do not use water or try to carry it outside.
- ☐ Get out if fire is uncontrollable! Close windows and doors behind you. Do not go back inside once you're out.
- ☐ Meet your family at the designated place outside.
- ☐ Go to a neighbor's house to report the fire.

---

**Forest or Brush Fire**

- ☐ Listen to your local radio or TV. Follow instructions.
- ☐ Be ready to leave the area immediately.
- ☐ Locate safe areas (lakes, rivers, etc.) in advance.
- ☐ Plan how and where to get in touch with family if separated.
- ☐ Remember to be extremely careful with the use of fire in the forest — wild fires kill animals and destroy valuable timber and property. Extinguish all campfires before leaving the area.



The most important items you should have for an emergency are a battery-operated radio, several flashlights and a sufficient supply of fresh batteries. These items should be kept in a safe, dry place, known by every member of your family.

Fire Dept. \_\_\_\_\_

Police Dept. \_\_\_\_\_

Sheriff's Dept. \_\_\_\_\_

Ambulance/Rescue \_\_\_\_\_

Doctor \_\_\_\_\_ home

\_\_\_\_\_ office

Poison Control Center  
Durham, N.C. \_\_\_\_\_ 1-(919) 684-8111

Suicide Prevention \_\_\_\_\_

Rape Crisis \_\_\_\_\_

Drug Action Crisis \_\_\_\_\_

Hope Line \_\_\_\_\_

Forest Rangers \_\_\_\_\_

US Secret Service \_\_\_\_\_ 1-(704) 523-9583

FBI \_\_\_\_\_

\_\_\_\_\_  
**Emergency Phone Numbers**



NUCLEAR REGULATORY COMMISSION

Docket No. SD-41344140L Official Ex. No. EP-12  
 In the matter of Catawba  
 Staff \_\_\_\_\_ IDENTIFIED ✓  
 Applicant ✓ RECEIVED ✓  
 Intervenor \_\_\_\_\_ NOTED \_\_\_\_\_  
 Cont'g Off'r \_\_\_\_\_  
 Contractor \_\_\_\_\_ DATE 5/3/84  
 Other \_\_\_\_\_ Witness Cont. 142 Panel  
 Reporter Ag



NC. DEPT. OF CRIME CONTROL & PUBLIC SAFETY  
**DIV. OF EMERGENCY MANAGEMENT**  
 116 W. JONES ST. RALEIGH, NC. 27611 Tel. (919) 733-3867