

INSERVICE INSPECTION  
1995 OUTAGE SUMMARY REPORT  
OF THE  
MILLSTONE UNIT 3  
NUCLEAR POWER STATION  
FOR  
NORTHEAST NUCLEAR ENERGY COMPANY  
WATERFORD, CONNECTICUT

COMMERCIAL SERVICE DATE

APRIL 23, 1986

REPORT DATE

AUGUST 1995

FOR INTERVAL 1 PERIOD 3

Prepared By: David R. MacNeill

D. R. MacNeill  
ISI Coordinator

Reviewed By: T. W. Lyons

T. W. Lyons  
Technical Programs Supervisor

Approved By: Don Gerber

Don Gerber  
U3 Technical Support Manager

### **Abstract of Examinations**

This report contains a summary of the examination and test results for the inservice inspection (ISI) conducted at the Northeast Nuclear Energy Company Millstone Unit 3 Nuclear Power Station during the fifth refueling outage, which is the first outage of the third period of the first interval<sup>1</sup>. Included in this report are the required ASME Section XI forms for the items examined (NIS-1) and repairs and replacements (NIS-2) that have been completed since the last Inservice Inspection Summary Report was submitted in November 1993. Reported herein are the examinations and tests required by the ASME Section XI Code and the NRC through augmented requirements.

All examinations and tests were completed as delineated in the Millstone Unit 3 Inservice Inspection Program Plan. All examinations and tests completed meet the acceptance criteria stated in Millstone Unit 3 Inservice Inspection Program Plan.

All required examination and test records and associated documentation generated during the performance of this inservice inspection are maintained at the plant for the service life of the plant.

---

<sup>1</sup> Under separate correspondence NNECo has requested approval for the use of Code Case N535. After receiving approval, NNECo will extend the first interval for a period of 12 months as allowed by Section XI and clarified by the subject code case. The interval will be extended an additional 6 months, as allowed by the Code due to the extended shutdown from July 1991 to February 1992.

## Table of Contents

<u>Section</u>	<u>Title</u>	
- -	Abstract of Examinations	ii
- -	Table of Contents	iii
- -	List of Tables	iv
- -	Abbreviations	v
- -	Form NIS-1, Owner's Data Report	vi
- -	Form NIS-1, Owner's Data Report for Inservice Inspection	vii
- -	Supplemental Sheet to form NIS-1 (Table 1-1)	viii
- -	Form NIS-1 (back)	ix
1.0	Introduction	1
2.0	First Interval Summary	2
- -	First Interval - Category Summary (Table 2-1)	3
- -	First Interval - Augmented Summary (Table 2-2)	5
3.0	Summary of Examinations	6
4.0	Procedures	9
5.0	Personnel and Equipment Summary	10
6.0	Abstract of Corrective Measures Recommended and Taken	11
7.0	Form NIS-2, Owner's Report for Repairs and Replacements	12
8.0	Drawing/Location (Zone) Isometrics	13

### List of Tables

Table 1-1	Supplemental Sheet to Form NIS-1	viii
Table 2-1	First Interval-Category Summary	3
Table 2-2	First Interval-Augmented Summary	5



## Abbreviations

The following abbreviations are used in the summary report:

<u>Abbreviations</u>	<u>Definition</u>
UT	Ultrasonic Test
PT	Penetrant Test
MT	Magnetic Particle Test
RT	Radiographic Test
ET	Eddy Current Test
VT-1,2,3,4	Visual Test
NUSCO	Northeast Utilities Service Co.
NNECO	Northeast Nuclear Energy Co.
S/G	Steam Generator
RPV	Reactor Pressure Vessel
B.E.A.	Break Exclusion Area
LPSI	Low Pressure Safety Injection System
RCS	Reactor Coolant System
RHS	Residual Heat Removal System
FWS	Feedwater System
MS	Main Steam System
SIL	Low Pressure Safety Injection System
FWA	Auxiliary Feedwater System
SWP	Service Water System
CHS	Chemical Volume Control System
SIH	Intermediate Safety Injection System
HPSI	High Pressure Safety Injection System

## **1. Form NIS-1 Owner's Data Report**

Contained in this section is the owner's data report for inservice inspection, form NIS-1, as required by ASME Section XI. Table 1-1 is provided as a supplemental list to the NIS-1 form.

# FORM NIS-1 OWNER'S DATA REPORT FOR INSERVICE INSPECTIONS

As required by the Provisions of the ASME Code Rules

1. Owner Northeast Nuclear Energy Company  
(Name and Address of Owner)
2. Plant Millstone P. O. Box 345, Waterford, CT 06385  
(Name and Address of Owner)
3. Plant Unit 3 4. Owner Certificate of Authorization (if required) None
5. Commercial Service Date 4/23/86 6. National Board Number for Unit N/A
7. Components Inspected

Component of Appurtenance	Manufacturer or Installer	Manufacturer or Installer Serial No.	State or Province No.	National Board No.
See supplemental sheet				

Note: Supplemental sheets in form of lists, sketches, or drawings may be used provided (1) size is 8 1/2 in. x 11 in., (2) information in items 1 through 6 on this data report is included on each sheet, and (3) each sheet is numbered and the number of sheets is recorded at the top of this form.

Table 1-1  
Supplemental Sheet to Form NIS-1  
NNECO - Millstone Unit 3 - Waterford, CT  
Commercial Service Date: 4/23/86

Component or Appurtenance	Manufacturer or Installer	Manuf. or Installer Serial No.	State or Province No.	National Board No.	Exam Cat.
Reactor Vessel	Combustion Eng.	7272	N/A	N/A	B-A
Reactor Vessel	Combustion Eng.	7272	N/A	N/A	B-D
Reactor Vessel	Combustion Eng.	7272	N/A	N/A	B-N-1
Reactor Vessel	Combustion Eng.	7272	N/A	N/A	B-N-2
Reactor Vessel	Combustion Eng.	7272	N/A	N/A	B-N-3
RPV Studs	Combustion Eng.	7272	N/A	N/A	B-G-1
Steam Generator 1A	Westinghouse	NEGT 1776	N/A	W13584	B-B, B-D
Steam Generator 1B	Westinghouse	NEGT 1775	N/A	W13583	B-D
Steam Generator 1C	Westinghouse	NEGT 1778	N/A	W15216	B-B, B-D
Steam Generator 1D	Westinghouse	NEGT 1774	N/A	W15216	B-B, B-D
S/G ID Manway Studs	Westinghouse	NEGT 1777	N/A	W15216	B-G-2
RCS Class 1 Bolting	Stone & Webster	See Summary Report	N/A	N/A	B-G-2
SIL Class 1 Bolting	Stone & Webster	See Summary Report	N/A	N/A	B-G-2
CHS Class 1 Piping	Stone & Webster	See Summary Report	N/A	N/A	B-J
SIL Class 1 Piping	Stone & Webster	See Summary Report	N/A	N/A	B-J
RCS Class 1 Piping	Stone & Webster	See Summary Report	N/A	N/A	B-J
HIS Class 1 Piping	Stone & Webster	See Summary Report	N/A	N/A	B-J
RCS Int. Attachment	Stone & Webster	See Summary Report	N/A	N/A	B-K-1
Steam Generator 1A	Westinghouse	NEGT 1776	N/A	W13584	C-A
RHR HX Noz. Welds	Joseph Oats	2168-5A	N/A	780	C-B
QSS Int. Attachment	Stone & Webster	See Summary Report	N/A	N/A	C-C
CHS Int. Attachment	Stone & Webster	See Summary Report	N/A	N/A	C-C
RHS Int. Attachment	Stone & Webster	See Summary Report	N/A	N/A	C-C
3MSS-V7	Sultz Bros.	5437	N/A	3	C-D
SIL Class 2 Piping	Stone & Webster	See Summary Report	N/A	N/A	C-F-1
RHS Class 2 Piping	Stone & Webster	See Summary Report	N/A	N/A	C-F-1
RSS Class 2 Piping	Stone & Webster	See Summary Report	N/A	N/A	C-F-1
QSS Class 2 Piping	Stone & Webster	See Summary Report	N/A	N/A	C-F-1
MS Class 2 Piping	Stone & Webster	See Summary Report	N/A	N/A	C-F-2
FWS Class 2 Piping	Stone & Webster	See Summary Report	N/A	N/A	C-G
CCP Int. Attachments	Stone & Webster	See Summary Report	N/A	N/A	D-B
Class 1 Supports	Stone & Webster	See Summary Report	N/A	N/A	F-A
Class 1 Supports	Stone & Webster	See Summary Report	N/A	N/A	F-B
Class 1 Supports	Stone & Webster	See Summary Report	N/A	N/A	F-C
Class 2 Supports	Stone & Webster	See Summary Report	N/A	N/A	F-A
Class 2 Supports	Stone & Webster	See Summary Report	N/A	N/A	F-B
Class 2 Supports	Stone & Webster	See Summary Report	N/A	N/A	F-C
Class 3 Supports	Stone & Webster	See Summary Report	N/A	N/A	F-A
Class 3 Supports	Stone & Webster	See Summary Report	N/A	N/A	F-B
Class 3 Supports	Stone & Webster	See Summary Report	N/A	N/A	F-C

FORM NIS-1 (back)

8. Examination Dates: 4-12-95 to 6-12-95
9. Inspection Interval from 1986 to 1996
10. Abstract of Examination.

Include a list of examinations and a statement concerning status work required Abstract of Examinations for current interval. First Interval Summary is identified in Section 2.0 of this report.

11. Abstract of Conditions Noted.

All indications found during ISI that exceeded the acceptance criteria of ASME XI were removed, reduced to an acceptable size, or accepted by evaluation. See Section 3.0 for detailed list of conditions noted.

12. Abstract of Corrective Measures Recommended and Taken.

All indications were either removed or reduced to an acceptable size, and removal was verified by reexamination. See Section 6.0 for detailed list of corrective measures recommended and taken.

We certify that the statements made in this report are correct and the examinations and corrective measures taken conform to the rules of the ASME Code, Section XI.

Date 2 September 1995 Signed M. H. Broun by M. H. Broun  
(owner)

Certificate of Authorization No. (if applicable) N/A Expiration Date N/A

CERTIFICATE OF INSERVICE INSPECTION

I, the undersigned, holding a valid commission issued by the National Board of Boiler and Pressure Vessel Inspectors and/or the State of Province of CT and employed by W.B. & I. Co. of Meriden, CT have inspected the components described in this Owner's Data Report during the period

4-12-95 to 6-12-95, and state that, to the best of my knowledge and belief, described in this Owner's Data Report in accordance with the requirements of the ASME Code, Section XI.

By signing this certificate, neither the Inspector nor his employer makes any warranty, expressed or implied, concerning the examinations and corrective measures described in this Owner's Data Report. Furthermore, neither the Inspector nor his employer shall be liable in any manner for any personal injury or property damage or a loss of any kind arising from or connected with this inspection.

Date September 6 1995  
Inspector's Signature [Signature] Commissions NR 9384 CT 1137  
National Board, State, Province and No.

## **1.0 Introduction**

This inservice inspection summary report documents the inservice inspections conducted at Millstone Unit 3 during the fifth refueling outage from April 12, 1995 through June 12, 1995. These examinations and tests were performed in accordance with the Millstone Unit 3 Inservice Inspection Program Plan.

Welds, components, and their supports were examined in accordance with the requirements of the Millstone Unit 3 Technical Specification, Section 4.0.5 and the requirements of ASME Boiler and Pressure Vessel Code, Section XI, 1983 Edition, Summer 1983 Addenda except where noted in the Millstone Unit 3 Inservice Inspection Program Plan.

Millstone Unit 3 started commercial operation on April 23, 1986. Therefore this fifth refueling outage is the first outage in the third period.

Also included in this summary report are augmented inservice inspections performed to meet additional NRC requirements.

Examination and test procedures were approved prior to the outage. Also, certification documents relative to personnel, equipment, and materials were reviewed and determined to be satisfactory.

Manual nondestructive and visual examinations and tests were performed by Northeast Nuclear Energy Company, Northeast Utilities Service Company, ABB/Amdata, Inc., Rust Utilities, and MQS, Inc. examination personnel. Automated and Manual Ultrasonic Examinations were performed by personnel from Southwest Research Institute, Inc.

The Inservice Inspection Program was reviewed by the Hartford Steam Boiler Inspection and Insurance Company. They provided NNECO with the Authorized Nuclear Inservice Inspector for the 1995 refueling outage.

All required examination and test records and associated documentation generated during the performance of this inservice inspection are maintained at the plant for the service life of the plant.

## **2.0 First Interval Summary**

### **2.1 Section XI**

A summary for the first interval is provided in Table 2-1 for those examination categories where a percentage requirement is imposed by Section XI. Examination Categories B-E, B-G-1, B-L-2, B-M-2, B-N-1, B-N-2, B-O, B-P, C-H, are not included since the percentage requirement does not apply to them.

### **2.2 Augmented**

Table 2-2 addresses the interval status for augmented examinations performed to meet NRC requirements. Included in the listing are the augmented examinations to protect against postulated piping failures within the break exclusion area (B.E.A.) and the reactor coolant pump flywheel examinations required by Regulatory Guide 1.14 (RG 1.14).

**Table 2-1**  
**First Interval - Category Summary**

Millstone Unit 3			RF05 Interval 1 Category Percentages									NIS 1		
Category	Total Active	Interval 1 Scheduled	Period 1 Scheduled	Period 1 Complete	Period 1 Percent	Period 2 Scheduled	Period 2 Complete	Period 2 Percent	Period 3 Schedule	Period 3 Complete	Period 3 Percent	Total Complete	Percent Complete	Footnote
B-A	2	2	1	1	50	0	0	50	1	1	100	2	100	1
B-B	8	8	2.5	2.5	31	2	2	60	4	3	100	8	88	
B-D	44	44	6	6	27	5	5	50	11	10	100	44	95	2
B-F	22	22	4	4	18	7	7	50	11	10	100	21	95	
B-G-2	62	62	19	19	31	14	14	55	29	29	100	62	100	
B-H	9	9	1	1	11	8	8	100	0	0	100	9	100	3
B-J	1193	424	146	146	33	172	172	66	105	105	100	424	100	4
B-K-1	10	6	2	2	33	2	2	66	2	2	100	7	100	
B-N-1	1	1	1	1	100	1	1	100	1	1	100	3	100	
B-P	5	5	5	5	100	5	5	100	5	5	100	15	100	
C-A	24	6	2	2	33	1	1	50	3	3	100	6	100	
C-B	28	9	3	3	33	2	2	55	4	2	100	7	78	
C-C	43	26	10	8	31	9	9	65	9	7	100	26	92	5
C-D	6	2	0	0	0	0	0	0	2	1	50	1	50	6
C-F-1	2466	231	48	48	26	80	80	69	103	82	100	210	91	7
C-F-2	543	76	29	29	33	16	16	66	18	18	100	62	100	8
C-G	2	1	0	0	0	0	0	0	1	0	100	0	0	9
C-H	12	12	12	12	100	12	12	100	12	9	100	33	75	



Category	Total Active	Interval 1 Scheduled	Period 1 Scheduled	Period 1 Complete	Period 1 Percent	Period 2 Scheduled	Period 2 Complete	Period 2 Percent	Period 3 Scheduled	Period 3 Complete	Period 3 Percent	Total Complete	Percent Complete	Footnote
CL-1	673	169	112	56	33	58	58	66	95	95	100	265	100	9
CL-2	582	88	116	30	33	20	20	57	60	59	100	197	100	9
CL-3	747	75	222	222	33	89	89	66	69	69	100	380	100	9
D-A	24	2	1	1	100	1	1	100	2	1	100	3	100	10
D-B	102	59	18	18	100	25	25	100	27	22	100	65	100	10,11
D-C	2	2	1	1	100	2	2	100	1	0	100	3	100	10
TOTALS	6610	1341	763.5	617.5		531	531		576	521		1841		

Footnotes

1. Partial Deferrals.	7. Only 185 exams required during Periods 1 and 2, 203 required Period 3. Percent based on this total.
2. 22 Nozzles total, category requires minimum 25% at end of first Interval	8. Only 41 examinations required. Percentages shown are based on this total.
3. Relief Request Granted.	9. One C-G category component scheduled with SIH pipe exams which are added in 1993.
4. Category requires a total of 299 Examinations. Percentages shown are based on this total.	10. Numbers reflect 25%, 15% and 10% for Class 1, 2, 3 respectively (Per N491)
5. Per code case N491 only 7 Examinations required. Percentages shown are based on this total.	11. Category includes pressure tests and integral attachments (both % shown)
6. Only one required until augmented exams from NRC on SIH lines in 1993	12. Only 15 integral attachments required for D-B category.

**Table 2-2**  
**First Interval - Augmented Summary**

Exam Category	Item No.	Total Active	Int. 1 Sched	Percent Total Pop	Period 1 Scheduled	Period 1 Complete	Period 1 Percent	Period 2 Scheduled	Period 2 Complete	Period 2 Percent	Period 3 Schedule	Period 3 Complete	Period 3 Percent	Total Complete	Percent Complete
AUG	B. E. A	456	435	100.0%	47	47	11%	197	197	57%	191	191	100%	435	100%
AUG	RG 1.14	4	4	100.0%	4	4	100%	4	4	100%	4	3	300%	3	75%
AUG	IEB7913	98	98	100.0%	96	96	98%	2	2	100%	0	0	100%	98	100.0%
AUG	IEB8811	3	3	100.0%	3	3	100%	4	4	100%	0	0	100%	3	100.0%

### 3.0 Abstract of Conditions Noted

#### 3.1 Summary of Examinations

This section provides a detailed list of the examinations and tests conducted since the last summary report was issued. It should be noted that all examinations and tests listed in this report were conducted during the 1995 refueling outage. This list is by examination category and includes the examination method and results along with the identification of the weld or component. Included are the conditions noted on the examination data sheet and their resolution. The results of the examinations are listed as satisfactory, acceptable, or repaired. Satisfactory defines an examination which found no relevant indications. Acceptable defines an examination which found relevant indications, but were dispositioned acceptable per the Acceptance Criteria. Repaired defines an examination which revealed an unacceptable indication which was corrected.

Acceptance Criteria was based on ASME Section XI, 1983 Edition, Summer 1983 Addenda, except for certain Class 2 welds and components which were based on the 1983 Edition, Winter 1985 Addenda, as noted in the Inservice Inspection Program Plan.

Following is a summary of the examinations completed and any limitations noted during the exam:

Examination Category	Items <u>Examined</u>	<u>Limitations</u>
AUG (RG 1.14)	3	None
AUG (B.E A)	191	None
B-A	19	See Note 1
B-B	3	None
B-D	28	See Note 2
B-E	1	None
B-F	10	None
B-G-1	95	None
B-G-2	29	None
B-J	105	None
B-K-1	2	None
B-N-1	1	None
B-N-2	7	None
B-N-3	2	None
B-P	5	None
C-A	3	None
C-B	2	None
C-C	7	None
C-D	1	None
C-F-1	82	None
C-F-2	18	None
C-H	9	None

Class 1 Supports	95	None
Class 2 Supports	59	None
Class 3 Supports	69	None
D-A	1	None
D-B	22	None

- Notes: (1) Limitations found on category B-A are documented and approved under Relief Request IR-1.
- (2) Limited exam due to integral extension or nozzle geometry. NNECo to submit relief request.

### 3.2 Successive Examinations

Three supports in examination category F-B and ten in F-C were examined as successive examinations from period 2.

### 3.3 Reactor Vessel Ten-year ISI

Southwest Research Institute (SwRI) personnel performed nondestructive examination (NDE) of selected reactor pressure vessel (RPV) welds, and reactor coolant system piping welds at NNECO Millstone Power Station, Unit 3 (MNP3). These were the first inservice examinations (ISI) performed on the reactor vessel at MNP3 during the third period of the first 10-year interval of commercial operation.

#### 1. Examination Areas

The following RPV, and associated piping weld examination areas were examined by SwRI personnel utilizing automated ultrasonic (AUT) and remote visual (VT) techniques:

##### Reactor Pressure Vessel

- Lower Head Circumferential Welds
- Lower Head Meridional Welds
- RPV Circumferential Welds
- RPV Longitudinal Welds
- Inlet and Outlet Nozzle-to-Shell Welds
- Inlet and Outlet Nozzle Inner Radius
- Inlet and Outlet Nozzle-to-Safe End Welds
- Vessel Interior

#### 2. Examination Activities

##### A. Remote VT Examinations

A remote VT examination was performed on the RPV interior using the PaR Device mounted camera. The VT-3 examination was conducted to determine the mechanical and structural condition of the vessel's interior and attachments. The visual examinations were performed in accordance with NNECO procedure NU-VE4, Rev. 0.

#### B. RPV AUT Examinations

AUT examinations were performed on the reactor vessel welds from the inside surface (ID) utilizing the PaR Device with Fast PaR and Enhanced Data Acquisition System (EDAS<sup>TM</sup>) equipment. The examination areas included nozzle-to-shell welds from the bore and vessel wall, nozzle inner radius, nozzle-to-piping welds, and vessel circumferential and longitudinal welds.

#### RPV Inlet and Outlet Nozzle-to-Safe End Welds

In accordance with NNECO's request for relief number IR-9, Rev. 1, a full-volume UT examination of the weld and base metal was performed in lieu of a surface examination. SLIC 40 refracted longitudinal-wave search units were used for the nozzle bore for detection of reflectors in the weld and 1/2 inch of base material on each side of the outside surface (OD) weld fusion lines. The SLIC 40 search units were manipulated and scanned in four directions [towards (TWD), away (AWY), counterclockwise (CCW), and clockwise (CW)] to obtain full-volume coverage. Prior to onsite examinations, this technique had been demonstrated to NNECO and USNRC in accordance with the relief request requirements.

#### 3. Examination Results

The remote VT examination revealed three foreign objects in the lower head. A site Unresolved Indication Report (UIR) was used to report this condition. A copy of UIR Number MP3-95-061 is contained in the VT examination data in the Final Report.

The AUT examination of the RPV detected indications on RPV circumferential welds 101-121, 101-171, 102-151, and 103-121; RPV longitudinal welds 101-124B, 101-124C, and 101-142B; RPV nozzle-to-shell welds 105-121C, and 105-121D; and RPV nozzle inner radius weld 107-121-D-IR. These indications were sized with AUT SLIC 20 and/or AUT SLIC 30, 35, and 40 search units. Based on the sizing data, the Level III analyst was able to determine that the indications were Code allowable in accordance with IWB-3500 of ASME Section XI.

## MILLSTONE UNIT 3

## RFO5 NDE RESULTS SUMMARY

NIS 1

CATEGORY	SYSTEM	REFERENCE ID	EXAMS	DISPOSITION	COMMENTS
----------	--------	--------------	-------	-------------	----------

AUG

## CHS

		CHS-503-FW-1	PT	Satisfactory	None
		CHS-503-FW-2	PT	Satisfactory	None
		CHS-503-FW-21	PT	Satisfactory	None

## FWS

		FWS-11-FW-6-JM	UT	Satisfactory	None
			MT	Satisfactory	None
		FWS-13-FW-7-JM	UT	Satisfactory	None
			MT	Satisfactory	None
		FWS-21-FW-1	UT	Satisfactory	None
			MT	Satisfactory	None
		FWS-22-FW-1	UT	Satisfactory	None
			MT	Satisfactory	None
		FWS-24-FW-1	UT	Satisfactory	None
			MT	Satisfactory	None

## MS

		DTM-25-1-SW-G	MT	Satisfactory	None
		DTM-25-1-SW-N	MT	Satisfactory	None
		DTM-25-FW-10	MT	Satisfactory	None
		DTM-25-FW-11	MT	Satisfactory	None
		DTM-25-FW-12	MT	Satisfactory	None
		DTM-25-FW-2	MT	Satisfactory	None
		DTM-25-FW-39	MT	Satisfactory	None
		DTM-25-FW-6	MT	Satisfactory	None
		DTM-25-FW-7	MT	Satisfactory	None
		DTM-25-FW-8	MT	Satisfactory	None
		DTM-25-FW-9	MT	Satisfactory	None
		DTM-28-FW-1	UT	Satisfactory	None
			MT	Satisfactory	None
		DTM-31-1-SW-G	MT	Satisfactory	None

CATEGORY	SYSTEM	REFERENCE ID	EXAMS	DISPOSITION	COMMENTS
		DTM-31-FW-1	UT	Satisfactory	None
			MT	Satisfactory	None
		DTM-31-FW-1-EM	UT	Satisfactory	None
			MT	Satisfactory	None
		DTM-31-FW-17	MT	Satisfactory	None
		DTM-31-FW-18	MT	Satisfactory	None
		DTM-31-FW-19	MT	Satisfactory	None
		DTM-31-FW-20	MT	Satisfactory	None
		DTM-31-FW-21	MT	Satisfactory	None
		DTM-31-FW-22	MT	Satisfactory	None
		DTM-31-FW-41	MT	Satisfactory	None
		DTM-31-FW-42	MT	Satisfactory	None
		DTM-34-1-SW-C	MT	Satisfactory	None
		DTM-34-1-SW-D	MT	Satisfactory	None
		DTM-34-1-SW-G	MT	Satisfactory	None
		DTM-34-FW-1	UT	Satisfactory	None
			MT	Satisfactory	None
		DTM-34-FW-1-EM	UT	Satisfactory	None
			MT	Satisfactory	None
		DTM-34-FW-23	MT	Satisfactory	None
		DTM-34-FW-24	MT	Satisfactory	None
		DTM-34-FW-25	MT	Satisfactory	None
		DTM-34-FW-26	MT	Satisfactory	None
		DTM-34-FW-27	MT	Satisfactory	None
		DTM-34-FW-39	MT	Satisfactory	None
		DTM-34-FW-40	MT	Satisfactory	None
		DTM-34-FW-41	MT	Satisfactory	None
		DTM-34-FW-42	MT	Satisfactory	None
		DTM-34-FW-43	MT	Satisfactory	None
		MSS-25-1-SW-B	MT	Satisfactory	None
		MSS-25-1-SW-D	MT	Satisfactory	None
		MSS-25-1-SW-E	MT	Satisfactory	None

CATEGORY	SYSTEM	REFERENCE ID	EXAMS	DISPOSITION	COMMENTS
		MSS-25-1-SW-F	MT	Satisfactory	None
		MSS-25-1-SW-G	MT	Satisfactory	None
		MSS-25-FW-1	MT	Satisfactory	None
		MSS-25-FW-2	MT	Satisfactory	None
		MSS-25-FW-9-1	MT	Satisfactory	None
		MSS-26-1-SW-D	MT	Satisfactory	None
		MSS-26-1-SW-E	MT	Satisfactory	None
		MSS-26-FW-2	MT	Satisfactory	None
		MSS-26-FW-8	MT	Satisfactory	None
		MSS-27-1-SW-B	MT	Satisfactory	None
		MSS-27-1-SW-C	MT	Satisfactory	None
		MSS-27-1-SW-D	MT	Satisfactory	None
		MSS-27-1-SW-E	MT	Satisfactory	None
		MSS-27-FW-1	MT	Satisfactory	None
		MSS-27-FW-2	MT	Satisfactory	None
		MSS-28-1-SW-B	MT	Satisfactory	None
		MSS-28-1-SW-C	MT	Satisfactory	None
		MSS-28-1-SW-D	MT	Satisfactory	None
		MSS-28-1-SW-E	MT	Satisfactory	None
		MSS-28-1-SW-F	MT	Acceptable	2 Indications Found 1/16" Apart. A Linear Indication Curved At Ends 3/8" Total Length.
		MSS-28-1-SW-G	MT	Satisfactory	None
		MSS-28-FW-1	MT	Satisfactory	None
		MSS-28-FW-2	MT	Satisfactory	None
		MSS-29-FW-1	UT	Acceptable	3/4" inclusion in pipe.
			MT	Satisfactory	None
		MSS-29-FW-1-BM	UT	Satisfactory	None
			MT	Satisfactory	None
		MSS-29-FW-1-EM	UT	Acceptable	Geometry
			MT	Satisfactory	None
		MSS-29-FW-1-FM	UT	Satisfactory	None
			MT	Satisfactory	None



CATEGORY	SYSTEM	REFERENCE ID	EXAMS	DISPOSITION	COMMENTS
		MSS-29-FW-1-GM	UT	Satisfactory	None
			MT	Satisfactory	None
		MSS-29-FW-2	UT	Satisfactory	None
			MT	Satisfactory	None
		MSS-29-FW-2^	UT	Satisfactory	None
			MT	Satisfactory	None
		MSS-29-FW-2M	UT	Satisfactory	None
			MT	Acceptable	Indications Appear To Be Laps In The Pipe
		MSS-29-FW-3M	UT	Satisfactory	None
			MT	Satisfactory	None
		MSS-30-FW-1-CM	UT	Satisfactory	None
			MT	Acceptable	Re-Examined Indication Areas After Light Flapping
		MSS-30-FW-2	UT	Satisfactory	None
			MT	Satisfactory	None
		MSS-30-FW-2-2M	UT	Satisfactory	None
			MT	Acceptable	None
		MSS-30-FW-6	UT	Satisfactory	None
			MT	Acceptable	Re-Examined Indication Areas After Light Flapping.
		MSS-31-FW-1	UT	Acceptable	Spot indication
			MT	Satisfactory	None
		MSS-31-FW-1-2M	UT	Satisfactory	None
			MT	Satisfactory	None
		MSS-31-FW-1-BM	UT	Satisfactory	None
			MT	Satisfactory	None
		MSS-31-FW-1-CM	UT	Satisfactory	None
			MT	Satisfactory	None
		MSS-31-FW-2	UT	Satisfactory	None
			MT	Satisfactory	None
		MSS-31-FW-6	UT	Satisfactory	None
			MT	Satisfactory	None
		MSS-32-FW-1	UT	Satisfactory	None
			MT	Satisfactory	None
		MSS-32-FW-1-2M	UT	Satisfactory	None
			MT	Satisfactory	None

CATEGORY	SYSTEM	REFERENCE ID	EXAMS	DISPOSITION	COMMENTS
		MSS-32-FW-1-3M	UT	Satisfactory	None
			MT	Satisfactory	None
		MSS-32-FW-1-BM	UT	Satisfactory	None
			MT	Satisfactory	None
		MSS-32-FW-1-EM	UT	Satisfactory	None
			MT	Satisfactory	None
		MSS-32-FW-1-FM	UT	Satisfactory	None
			MT	Satisfactory	None
		MSS-32-FW-1-GM	UT	Satisfactory	None
			MT	Satisfactory	None
		MSS-32-FW-11	UT	Satisfactory	None
			MT	Acceptable	Indication Removed By Surface Prep
		MSS-32-FW-2	UT	Satisfactory	None
			MT	Satisfactory	None
		MSS-33-1-SW-P	MT	Satisfactory	None
		MSS-33-FW-1	UT	Satisfactory	None
			MT	Satisfactory	None
		MSS-33-FW-1-BM	UT	Satisfactory	None
			MT	Acceptable	None
		MSS-33-FW-1-FM	MT	Satisfactory	None
		MSS-33-FW-1-GM	UT	Satisfactory	None
			MT	Satisfactory	None
		MSS-33-FW-1-HM	UT	Satisfactory	None
			MT	Satisfactory	None
		MSS-33-FW-1-JM	MT	Satisfactory	None
		MSS-33-FW-1-LM	MT	Satisfactory	None
		MSS-33-FW-1-LS-1	UT	Satisfactory	None
			MT	Satisfactory	None
		MSS-33-FW-1-LS-5	UT	Satisfactory	None
			MT	Satisfactory	None
		MSS-33-FW-1-LS-6	UT	Satisfactory	None
			MT	Satisfactory	None
		MSS-33-FW-1-LS-7	UT	Satisfactory	None
			MT	Satisfactory	None
		MSS-33-FW-1-MM	MT	Satisfactory	None

CATEGORY	SYSTEM	REFERENCE ID	EXAMS	DISPOSITION	COMMENTS
		MSS-33-FW-1-RM	MT	Satisfactory	None
		MSS-33-FW-1-TM	MT	Satisfactory	None
		MSS-33-FW-1-VM	MT	Satisfactory	None
		MSS-33-FW-1-XM	MT	Satisfactory	None
		MSS-33-FW-2	UT	Satisfactory	None
			MT	Satisfactory	None
		MSS-33-FW-3	UT	Acceptable	Root geometry indication 1/2" long.
			MT	Satisfactory	None
		MSS-33-FW-4	UT	Satisfactory	None
			MT	Satisfactory	None
		MSS-34-1-SW-G	MT	Satisfactory	None
		MSS-34-FW-1	UT	Acceptable	Root geometry indication.
			MT	Satisfactory	None
		MSS-34-FW-1-BM	UT	Satisfactory	None
			MT	Satisfactory	None
		MSS-34-FW-1-FM	MT	Satisfactory	None
		MSS-34-FW-1-JM	MT	Satisfactory	None
		MSS-34-FW-1-LS-1M	UT	Satisfactory	None
			MT	Satisfactory	None
		MSS-34-FW-1-LS-5M	UT	Satisfactory	None
			MT	Satisfactory	None
		MSS-34-FW-1-LS-6M	UT	Satisfactory	None
			MT	Satisfactory	None
		MSS-34-FW-1-LS-7M	UT	Satisfactory	None
			MT	Satisfactory	None
		MSS-34-FW-1-MM	MT	Satisfactory	None
		MSS-34-FW-1-RM	MT	Satisfactory	None
		MSS-34-FW-1-TM	MT	Satisfactory	None
		MSS-34-FW-1-VM	MT	Satisfactory	None
		MSS-34-FW-2	UT	Acceptable	Geometry
			MT	Satisfactory	None
		MSS-34-FW-2-GM	UT	Satisfactory	None
			MT	Satisfactory	None

CATEGORY	SYSTEM	REFERENCE ID	EXAMS	DISPOSITION	COMMENTS
		MSS-34-FW-3	UT	Acceptable	Geometry
			MT	Satisfactory	None
		MSS-34-FW-4	UT	Acceptable	Geometry
			MT	Satisfactory	None
		MSS-35-1-SW-P	MT	Satisfactory	None
		MSS-35-FW-1	UT	Acceptable	Geometry
			MT	Satisfactory	None
		MSS-35-FW-1-BM	UT	Satisfactory	None
			MT	Satisfactory	None
		MSS-35-FW-1-FM	MT	Satisfactory	None
		MSS-35-FW-1-GM	UT	Satisfactory	None
			MT	Satisfactory	None
		MSS-35-FW-1-HM	UT	Satisfactory	None
			MT	Satisfactory	None
		MSS-35-FW-1-JM	MT	Satisfactory	None
		MSS-35-FW-1-LS-5M	UT	Satisfactory	None
			MT	Satisfactory	None
		MSS-35-FW-1-LS-6M	UT	Satisfactory	None
			MT	Satisfactory	None
		MSS-35-FW-1-LS-7M	UT	Acceptable	0.1 wide x 0.5 long slag inclusion
			MT	Satisfactory	None
		MSS-35-FW-1-MM	MT	Satisfactory	None
		MSS-35-FW-1-RM	MT	Satisfactory	None
		MSS-35-FW-1-TM	MT	Satisfactory	None
		MSS-35-FW-1-VM	MT	Satisfactory	None
		MSS-35-FW-1-XM	MT	Satisfactory	None
		MSS-35-FW-1-ZM	MT	Satisfactory	None
		MSS-35-FW-2	UT	Satisfactory	None
			MT	Satisfactory	None
		MSS-35-FW-2-LS-1M	UT	Satisfactory	None
			MT	Satisfactory	None
		MSS-35-FW-3	UT	Acceptable	Geometry
			MT	Satisfactory	None
		MSS-35-FW-4	UT	Acceptable	Geometry
			MT	Satisfactory	None

CATEGORY	SYSTEM	REFERENCE ID	EXAMS	DISPOSITION	COMMENTS
		MSS-35-FW-V7-1M	MT	Satisfactory	None
		MSS-35-FW-V7-2M	MT	Satisfactory	None
		MSS-35-FW-V7-3M	MT	Satisfactory	None
		MSS-36-1-SW-P	MT	Satisfactory	None
		MSS-36-FW-1	UT	Acceptable	Geometry
			MT	Satisfactory	None
		MSS-36-FW-1-BM	UT	Satisfactory	None
			MT	Satisfactory	None
		MSS-36-FW-1-FM	MT	Satisfactory	None
		MSS-36-FW-1-GM	UT	Satisfactory	None
			MT	Acceptable	7/16" axial linear.
		MSS-36-FW-1-HM	UT	Satisfactory	None
			MT	Satisfactory	None
		MSS-36-FW-1-JM	MT	Satisfactory	None
		MSS-36-FW-1-LS-1M	UT	Satisfactory	None
			MT	Satisfactory	None
		MSS-36-FW-1-LS-5M	UT	Satisfactory	None
			MT	Acceptable	100% Of The Long Seam Was Examined For Circ. Weld.
		MSS-36-FW-1-LS-6M	UT	Satisfactory	None
			MT	Satisfactory	None
		MSS-36-FW-1-LS-7M	UT	Satisfactory	None
			MT	Satisfactory	None
		MSS-36-FW-1-MM	MT	Satisfactory	None
		MSS-36-FW-1-RM	MT	Acceptable	3/8" Long Indication Appears To Be Porosity Caused By An Arc Strike
		MSS-36-FW-1-TM	MT	Satisfactory	None
		MSS-36-FW-1-VM	MT	Satisfactory	None
		MSS-36-FW-1-XM	MT	Satisfactory	None
		MSS-36-FW-1-ZM^	MT	Satisfactory	None
		MSS-36-FW-2	UT	Satisfactory	None
			MT	Satisfactory	None
		MSS-36-FW-3	UT	Acceptable	Geometry
			MT	Satisfactory	None

CATEGORY	SYSTEM	REFERENCE ID	EXAMS	DISPOSITION	COMMENTS
B-A	RCS	MSS-36-FW-4	UT	Acceptable	Geometry
			MT	Satisfactory	None
		MSS-36-FW-V10-1M	MT	Satisfactory	None
		MSS-36-FW-V10-2M	MT	Satisfactory	None
		MSS-36-FW-V10-3M	MT	Satisfactory	None
		MSS-502-FW-6	UT	Satisfactory	None
			MT	Satisfactory	None
		MSS-503-FW-4	UT	Satisfactory	None
			MT	Satisfactory	None
		MSS-503-FW-8	UT	Satisfactory	None
			MT	Satisfactory	None
		03-008-005	UT	Satisfactory	None
			ET	Satisfactory	
		03-009-005	UT	Satisfactory	None
			ET	Satisfactory	
	SIH	03-010-005	UT	Satisfactory	Done by Westinghouse
			ET	Satisfactory	Done by Westinghouse
		03-011-005	UT	Satisfactory	None
			ET	Satisfactory	
		SIH-502-FW-1	PT	Satisfactory	None
		SIH-503-FW-1	PT	Satisfactory	None
	SIL	SIH-504-FW-1	PT	Satisfactory	None
		SIL-25-FW-9	UT	Satisfactory	None
			PT	Satisfactory	None
		SIL-9-FW-2	UT	Satisfactory	None
			PT	Satisfactory	None
	RPV	101-121	UT	Acceptable	Code Allowable Indication.
		101-122A	UT	Satisfactory	Plate Segregates in the Base Material. Limited Exam Due To Proximity To Inlet Nozzle. See Relief Request IR-1.

CATEGORY	SYSTEM	REFERENCE ID	EXAMS	DISPOSITION	COMMENTS
		101-122B	UT	Satisfactory	Limited Exam Due To Proximity To Outlet Nozzle. See Relief Request IR-1.
		101-122C	UT	Satisfactory	Limited Exam Due To Proximity To Outlet Nozzle. See Relief Request IR-1.
		101-124A	UT	Satisfactory	None
		101-124B	UT	Acceptable	Code Allowable Indication.
		101-124C	UT	Acceptable	Code Allowable Indication. Plate Segregates in the Base Material.
		101-141	UT	Satisfactory	Limited Exam Due To Radial Support Lugs. See Relief Request IR-1.
		101-142A	UT	Satisfactory	Plate Segregates in the Base Material.
		101-142B	UT	Satisfactory	Plate Segregates in the Base Material.
		101-142C	UT	Satisfactory	Plate Segregates in the Base Material.
		101-154A	UT	Satisfactory	Limited Exam Due To Instrumentation Tubes. See Relief Request IR-1.
		101-154B	UT	Satisfactory	Limited Exam Due To Instrumentation Tubes. See Relief Request IR-1.
		101-154C	UT	Satisfactory	Limited Exam Due To Instrumentation Tubes. See Relief Request IR-1.
		101-154D	UT	Satisfactory	Limited Exam Due To Instrumentation Tubes. See Relief Request IR-1.
		101-171	UT	Acceptable	Code Allowable Indication.
		102-151	UT	Acceptable	Code Allowable Indication. Limited Exam Due To Instrumentation Tubes. See Relief Request IR-1.
		103-101	UT	Satisfactory	None
		103-121	UT	Acceptable	Code Allowable Indication.

B-B

RCS

CATEGORY	SYSTEM	REFERENCE ID	EXAMS	DISPOSITION	COMMENTS
B-D		03-003-SW-Z	UT	Satisfactory	None
		03-005-SW-Z	UT	Satisfactory	None
		03-006-SW-Z	UT	Satisfactory	None
	RCS	03-003-SW-U(IR)	UT	Satisfactory	None
		03-003-SW-V(IR)	UT	Satisfactory	None
		03-004-SW-U(IR)	UT	Satisfactory	None
		03-004-SW-V(IR)	UT	Satisfactory	None
		03-005-SW-U	UT	Satisfactory	None
		03-005-SW-U(IR)	UT	Satisfactory	None
		03-005-SW-V	UT	Satisfactory	None
		03-005-SW-V(IR)	UT	Satisfactory	None
		03-006-SW-U	UT	Satisfactory	None
		03-006-SW-U(IR)	UT	Satisfactory	None
		03-006-SW-V	UT	Satisfactory	None
		03-006-SW-V(IR)	UT	Satisfactory	None
	RPV	105-121-A-IR	UT	Satisfactory	None
		105-121-B-IR	UT	Satisfactory	None
		105-121-C-IR	UT	Satisfactory	None
		105-121-D-IR	UT	Satisfactory	None
		105-121A	UT	Satisfactory	Limited Tranverse Exam Due To Integral Extention.
		105-121B	UT	Satisfactory	Limited Tranverse Exam Due To Integral Extention.
		105-121C	UT	Acceptable	Code Allowable Indication. Limited Tranverse Exam Due To Integral Extention.
		105-121D	UT	Acceptable	Code Allowable Indication. Limited Tranverse Exam Due To Integral Extention.
		107-121-A-IR	UT	Satisfactory	None
		107-121-B-IR	UT	Satisfactory	None



CATEGORY	SYSTEM	REFERENCE ID	EXAMS	DISPOSITION	COMMENTS
B-E	RCS	107-121-C-IR	UT	Satisfactory	None
		107-121-D-IR	UT	Acceptable	Code Allowable Indication.
		107-121A	UT	Satisfactory	Limited Tranverse Exam Due To Integral Extention.
		107-121B	UT	Satisfactory	Limited Tranverse Exam Due To Integral Extention.
		107-121C	UT	Satisfactory	Limited Tranverse Exam Due To Integral Extention.
		107-121D	UT	Satisfactory	Limited Tranverse Exam Due To Integral Extention. Plate Segregates in Base Material.
B-F	RCS	03-007-HTPW-01-XX	VT-2	Satisfactory	None
	RCS	RCS-LP2-FW-4	UT	Satisfactory	None
			PT	Satisfactory	None
		RCS-LP2-FW-5	UT	Satisfactory	None
			PT	Acceptable	None
	RPV	301-121-A	UT	Satisfactory	None
		301-121-B	UT	Satisfactory	None
		301-121-C	UT	Acceptable	Geometric Reflector From Outer Blend Radius.
		301-121-D	UT	Acceptable	Geometric Reflector From Outer Blend Radius.
		302-121-A	UT	Satisfactory	None
		302-121-B	UT	Satisfactory	None
		302-121-C	UT	Satisfactory	None
		302-121-D	UT	Satisfactory	None
	RPV	03-001-001-01	UT	Satisfactory	None
		03-001-001-02	UT	Satisfactory	None
		03-001-001-03	UT	Satisfactory	None

CATEGORY	SYSTEM	REFERENCE ID	EXAMS	DISPOSITION	COMMENTS
		03-001-001-04	UT	Satisfactory	None
		03-001-001-05	UT	Satisfactory	None
		03-001-001-06	UT	Satisfactory	None
		03-001-001-07	UT	Satisfactory	None
		03-001-001-08	UT	Satisfactory	None
		03-001-001-09	UT	Satisfactory	None
		03-001-001-10	UT	Satisfactory	None
		03-001-001-11	UT	Satisfactory	None
		03-001-001-12	UT	Satisfactory	None
		03-001-001-13	UT	Satisfactory	None
		03-001-001-14	UT	Satisfactory	None
		03-001-001-15	UT	Satisfactory	None
		03-001-001-16	UT	Satisfactory	None
		03-001-001-17	UT	Satisfactory	None
		03-001-001-18	UT	Satisfactory	None
		03-001-001-19	UT	Satisfactory	None
		03-001-001-20	UT	Satisfactory	None
		03-001-001-21	UT	Satisfactory	None
		03-001-001-22	UT	Satisfactory	None
		03-001-001-23	UT	Satisfactory	None
		03-001-001-24	UT	Satisfactory	None
		03-001-001-25	UT	Satisfactory	None
		03-001-001-26	UT	Satisfactory	None
		03-001-001-27	UT	Satisfactory	None
		03-001-001-28	UT	Satisfactory	None
		03-001-001-29	UT	Satisfactory	None
		03-001-001-30	UT	Satisfactory	None
		03-001-001-31	UT	Satisfactory	None
		03-001-001-32	UT	Satisfactory	None
		03-001-001-33	UT	Satisfactory	None

CATEGORY	SYSTEM	REFERENCE ID	EXAMS	DISPOSITION	COMMENTS
		03-001-001-34	UT	Satisfactory	None
		03-001-001-35	UT	Satisfactory	None
		03-001-001-36	UT	Satisfactory	None
		03-001-001-37	UT	Satisfactory	None
		03-001-001-38	UT	Satisfactory	None
		03-001-001-39	UT	Satisfactory	None
		03-001-001-40	UT	Satisfactory	None
		03-001-001-41	UT	Satisfactory	None
		03-001-001-42	UT	Satisfactory	None
		03-001-001-43	UT	Satisfactory	None
		03-001-001-44	UT	Satisfactory	None
		03-001-001-45	UT	Satisfactory	None
		03-001-001-46	UT	Satisfactory	None
		03-001-001-47	UT	Satisfactory	None
		03-001-001-48	UT	Satisfactory	None
		03-001-001-49	UT	Satisfactory	None
		03-001-001-50	UT	Satisfactory	None
		03-001-001-51	UT	Satisfactory	None
		03-001-001-52	UT	Satisfactory	None
		03-001-001-53	UT	Satisfactory	None
		03-001-001-54	UT	Satisfactory	None
		179-101-01	UT	Satisfactory	None
			MT	Satisfactory	None
		179-101-02	UT	Satisfactory	None
			MT	Satisfactory	None
		179-101-03	UT	Satisfactory	None
			MT	Satisfactory	None
		179-101-04	UT	Satisfactory	None
			MT	Satisfactory	None
		179-101-05	UT	Satisfactory	None
			MT	Satisfactory	None

CATEGORY	SYSTEM	REFERENCE ID	EXAMS	DISPOSITION	COMMENTS
		179-101-06	UT	Satisfactory	None
			MT	Satisfactory	None
		179-101-07	UT	Satisfactory	None
			MT	Satisfactory	None
		179-101-08	UT	Satisfactory	None
			MT	Satisfactory	None
		179-101-09	UT	Satisfactory	None
			MT	Satisfactory	None
		179-101-10	UT	Satisfactory	None
			MT	Satisfactory	None
		179-101-11	UT	Satisfactory	None
			MT	Satisfactory	None
		179-101-12	UT	Satisfactory	None
			MT	Satisfactory	None
		179-101-13	UT	Satisfactory	None
			MT	Satisfactory	None
		179-101-14	UT	Satisfactory	None
			MT	Satisfactory	None
		179-101-15	UT	Satisfactory	None
			MT	Satisfactory	None
		179-101-16	UT	Satisfactory	None
			MT	Satisfactory	None
		179-101-17	UT	Satisfactory	None
			MT	Satisfactory	None
		179-101-18	UT	Satisfactory	None
			MT	Satisfactory	None
		179-101-19	UT	Satisfactory	None
			MT	Satisfactory	None
		179-101-20	UT	Satisfactory	None
			MT	Satisfactory	None
		179-101-21	UT	Satisfactory	None
			MT	Satisfactory	None
		179-101-22	UT	Satisfactory	None
			MT	Satisfactory	None
		179-101-23	UT	Satisfactory	None
			MT	Satisfactory	None

CATEGORY	SYSTEM	REFERENCE ID	EXAMS	DISPOSITION	COMMENTS
		179-101-24	UT	Satisfactory	None
			MT	Satisfactory	None
		179-101-25	UT	Satisfactory	None
			MT	Satisfactory	None
		179-101-26	UT	Satisfactory	None
			MT	Satisfactory	None
		179-101-27	UT	Satisfactory	None
			MT	Satisfactory	None
		179-101-28	UT	Satisfactory	None
			MT	Satisfactory	None
		179-101-29	UT	Satisfactory	None
			MT	Satisfactory	None
		179-101-30	UT	Satisfactory	None
			MT	Satisfactory	None
		179-101-31	UT	Satisfactory	None
			MT	Satisfactory	None
		179-101-32	UT	Satisfactory	None
			MT	Satisfactory	None
		179-101-33	UT	Satisfactory	None
			MT	Satisfactory	None
		179-101-34	UT	Satisfactory	None
			MT	Satisfactory	None
		179-101-35	UT	Satisfactory	None
			MT	Satisfactory	None
		179-101-36	UT	Satisfactory	None
			MT	Satisfactory	None
		179-101-37	UT	Satisfactory	None
			MT	Satisfactory	None
		179-101-38	UT	Satisfactory	None
			MT	Satisfactory	None
		179-101-39	UT	Satisfactory	None
			MT	Satisfactory	None
		179-101-40	UT	Satisfactory	None
			MT	Satisfactory	None
		179-101-41	UT	Satisfactory	None
			MT	Satisfactory	None

CATEGORY	SYSTEM	REFERENCE ID	EXAMS	DISPOSITION	COMMENTS
B-G-2	HSI	179-101-42	UT	Satisfactory	None
			MT	Satisfactory	None
		179-101-43	UT	Satisfactory	None
			MT	Satisfactory	None
		179-101-44	UT	Satisfactory	None
			MT	Satisfactory	None
		179-101-45	UT	Satisfactory	None
			MT	Satisfactory	None
		179-101-46	UT	Satisfactory	None
			MT	Satisfactory	None
		179-101-47	UT	Satisfactory	None
			MT	Satisfactory	None
		179-101-48	UT	Satisfactory	None
			MT	Satisfactory	None
		179-101-49	UT	Satisfactory	None
			MT	Satisfactory	None
		179-101-50	UT	Satisfactory	None
			MT	Satisfactory	None
		179-101-51	UT	Satisfactory	None
			MT	Satisfactory	None
		179-101-52	UT	Satisfactory	None
			MT	Satisfactory	None
		179-101-53	UT	Satisfactory	None
			MT	Satisfactory	None
		179-101-54	UT	Satisfactory	None
			MT	Satisfactory	None
	RCS	407250-FLANGE	VT-1	Satisfactory	None
		03-006-001	VT-1	Satisfactory	None
		03-006-002	VT-1	Satisfactory	None
		03-006-003	VT-1	Satisfactory	None
		03-006-004	VT-1	Satisfactory	None
		FE-438	VT-1	Satisfactory	None
		FE-448	VT-1	Satisfactory	None

CATEGORY	SYSTEM	REFERENCE ID	EXAMS	DISPOSITION	COMMENTS
		RCS-513-3-FLANGE	VT-1	Acceptable	One Bolt Less Than Fully Engaged By One Thread. Nuts And Bolting Inspected In Place, Under Tension
		RCS-513-4-FLANGE	VT-1	Satisfactory	None
		RCS-V-102	VT-1	Satisfactory	None
		RCS-V-128	VT-1	Satisfactory	None
		RCS-V-129	VT-1	Satisfactory	None
		RCS-V-132	VT-1	Satisfactory	None
		RCS-V-53	VT-1	Satisfactory	None
		RCS-V-87	VT-1	Acceptable	Dry Boron Approx 90 Deg. Around Gasket Seating Area. Bolts And Nuts Inspected In Place, Under Tension
	<b>RHS</b>				
		RHS-V-998	VT-1	Satisfactory	None
	<b>SIL</b>				
		RCS-V-107	VT-1	Satisfactory	None
		RCS-V-142	VT-1	Satisfactory	None
		RCS-V-30	VT-1	Satisfactory	None
		SIL-V-15	VT-1	Satisfactory	None
		SIL-V-17	VT-1	Acceptable	Studs And Nuts Inspected In Place Under Tension. Light Boron Deposits 90 Degree Around Mating Surface
		SIL-V-19	VT-1	Satisfactory	None
		SIL-V-26	VT-1	Satisfactory	None
		SIL-V-28	VT-1	Satisfactory	None
		SIL-V-69	VT-1	Satisfactory	None
		SIL-V-71	VT-1	Acceptable	Studs And Nuts Inspected In Place, Under Tension. Evidence Of Boron 360 Degree Around Mating Surface
		SIL-V-932	VT-1	Acceptable	Studs And Nuts Were Inspected In Place, Under Tension. Evidence Of Leakage At Valve Stem Packing Area
		SIL-V-986	VT-1	Satisfactory	None

CATEGORY	SYSTEM	REFERENCE ID	EXAMS	DISPOSITION	COMMENTS
B-J	CHS	SIL-V-987	VT-1	Acceptable	16 Studs And Nuts Inspected In Place
		3-CHS-14-FW-26	PT	Satisfactory	None
		3-CHS-14-FW-7	PT	Satisfactory	None
		374019-FW-17	PT	Satisfactory	None
	DRN	374019-FW-23	PT	Satisfactory	None
		407327-FW-4	PT	Satisfactory	None
		408001-FW-1	PT	Satisfactory	None
		408001-FW-10	PT	Satisfactory	None
		408001-FW-2	PT	Satisfactory	None
		408001-FW-4	PT	Satisfactory	None
		408001-FW-5	PT	Satisfactory	None
		408001-FW-6	PT	Satisfactory	None
		408001-FW-7	PT	Satisfactory	None
		408001-FW-8	PT	Satisfactory	None
		408001-FW-9	PT	Satisfactory	None
	HSI	407250-FW-3	PT	Satisfactory	None
		407250-FW-4	PT	Satisfactory	None
		407250-FW-42	PT	Satisfactory	None
		407250-FW-5	PT	Satisfactory	None
		407250-FW-7	PT	Satisfactory	None
		407250-FW-8	PT	Satisfactory	None
		407250-FW-9	PT	Satisfactory	None
		408044-FW-3	PT	Satisfactory	None
		408044-FW-5	PT	Satisfactory	None
		408045-FW-5	PT	Satisfactory	None
		SIH-144-FW-12	PT	Satisfactory	None
		SIH-144-FW-13	PT	Satisfactory	None



CATEGORY	SYSTEM	REFERENCE ID	EXAMS	DISPOSITION	COMMENTS
		SIH-144-FW-27	PT	Satisfactory	None
		SIH-144-FW-28	PT	Satisfactory	None
		SIH-501-4-SW-3	PT	Satisfactory	None
		SIH-501-FW-5	PT	Satisfactory	None
	<b>RCS</b>				
		3-CHS-14-FW-11	PT	Satisfactory	None
		3-CHS-14-FW-12	PT	Satisfactory	None
		3-CHS-14-FW-19	PT	Satisfactory	None
		3-CHS-14-FW-20	PT	Satisfactory	None
		3-CHS-14-FW-21	PT	Satisfactory	None
		3-CHS-14-FW-22	PT	Satisfactory	None
		3-CHS-14-FW-23	PT	Satisfactory	None
		3-CHS-14-FW-24	PT	Satisfactory	None
		3-CHS-14-FW-8	PT	Satisfactory	None
		3-CHS-14-FW-9	PT	Satisfactory	None
		3-CHS-15-FW-15	PT	Satisfactory	None
		374077-FW-11	PT	Satisfactory	None
		374077-FW-2	PT	Satisfactory	None
		374077-FW-4	PT	Satisfactory	None
		374077-FW-7	PT	Satisfactory	None
		374077-FW-8	PT	Satisfactory	None
		374079-FW-1	PT	Satisfactory	None
		374079-FW-4	PT	Satisfactory	None
		374079-FW-5	PT	Satisfactory	None
		374079-FW-7	PT	Satisfactory	None
		374079-FW-8	PT	Satisfactory	None
		374079-FW-9	PT	Satisfactory	None
		408013-FW-1	PT	Satisfactory	None
		408013-FW-12	PT	Satisfactory	None
		408013-FW-2	PT	Satisfactory	None
		408013-FW-3	PT	Satisfactory	None

CATEGORY	SYSTEM	REFERENCE ID	EXAMS	DISPOSITION	COMMENTS
		408013-FW-6	PT	Satisfactory	None
		408013-FW-7	PT	Satisfactory	None
		408044-FW-10-1	PT	Satisfactory	None
		408045-FW-4	PT	Acceptable	None
		RCS-10-FW-23	PT	Satisfactory	None
		RCS-10-FW-25-1	PT	Satisfactory	None
		RCS-15-FW-33	PT	Satisfactory	None
		RCS-15-FW-35-1	PT	Satisfactory	None
		RCS-15-FW-37	PT	Satisfactory	None
		RCS-20-FW-43-1	PT	Satisfactory	None
		RCS-20-FW-45-1	PT	Satisfactory	None
		RCS-20-FW-46-1	PT	Satisfactory	None
		RCS-504-7-SW-3	UT	Satisfactory	None
			PT	Satisfactory	None
		RCS-506-3-SW-4	PT	Acceptable	None
		RCS-506-4-SW-2	PT	Satisfactory	None
		RCS-507-2-SW-2	PT	Satisfactory	None
		RCS-507-3-SW-2	PT	Satisfactory	None
		RCS-507-4-SW-3	PT	Satisfactory	None
		RCS-507-4-SW-4	PT	Satisfactory	None
		RCS-507-4-SW-5	PT	Satisfactory	None
		RCS-507-4-SW-6	PT	Satisfactory	None
		RCS-507-FW-1	PT	Satisfactory	None
		RCS-507-FW-2	PT	Satisfactory	None
		RCS-507-FW-3	PT	Satisfactory	None
		RCS-507-FW-5	PT	Satisfactory	None
		RCS-508-1-SW-2	UT	Satisfactory	None
			PT	Satisfactory	None
		RCS-508-1-SW-3	UT	Satisfactory	None
			PT	Satisfactory	None
		RCS-517-FW-2	UT	Acceptable	Geometry
			PT	Satisfactory	None

CATEGORY	SYSTEM	REFERENCE ID	EXAMS	DISPOSITION	COMMENTS
SIL	RCS-LP3-FW-26	UT	Satisfactory	None	
			PT	Satisfactory	None
		UT	Satisfactory	None	
			PT	Satisfactory	None
		PT	Satisfactory	None	
			Satisfactory	None	
		PT	Satisfactory	None	
			Satisfactory	None	
		PT	Satisfactory	None	
			Satisfactory	None	
	SIL-4-FW-11	UT	Satisfactory	None	
		PT	Satisfactory	None	
	SIL-5-6-SW-B	UT	Satisfactory	None	
		PT	Satisfactory	None	
	SIL-5-FW-10	UT	Satisfactory	None	
		PT	Satisfactory	None	
	SIL-13-3-SW-B	UT	Satisfactory	None	
		PT	Satisfactory	None	
	SIL-13-3-SW-C	UT	Satisfactory	None	
		PT	Satisfactory	None	
	SIL-13-3-SW-D	UT	Satisfactory	None	
		PT	Satisfactory	None	
	SIL-13-3-SW-G	UT	Satisfactory	None	
		PT	Satisfactory	None	
	SIL-13-FW-3E-M	UT	Satisfactory	None	
		PT	Satisfactory	None	
	SIL-4-FW-7	UT	Satisfactory	None	
		PT	Satisfactory	None	
	SIL-4-FW-8	UT	Satisfactory	None	
		PT	Satisfactory	None	
	SIL-5-5-SW-B	UT	Satisfactory	None	
		PT	Satisfactory	None	
	SIL-5-5-SW-G	UT	Satisfactory	None	
		PT	Satisfactory	None	
	SIL-507-2-SW-6	PT	Satisfactory	None	
	SIL-507-4-SW-3	UT	Satisfactory	None	
		PT	Satisfactory	None	

CATEGORY	SYSTEM	REFERENCE ID	EXAMS	DISPOSITION	COMMENTS
B-K-1	RCG	SIL-507-4-SW-4	UT	Satisfactory	None
			PT	Satisfactory	None
		RCS-504D-PSSH500	PT	Satisfactory	None
		RCS-504D-PSSH501	PT	Satisfactory	None
B-N-1	RPV	03-001-003	VT-3	Acceptable	Three Foreign Objects Found In Lower Head During Debris Scan.
B-N-2	RPV	143-101A	VT-3	Satisfactory	None
		143-101B	VT-3	Satisfactory	None
		143-101C	VT-3	Satisfactory	None
		143-101D	VT-3	Satisfactory	None
		143-101E	VT-3	Satisfactory	None
		143-101F	VT-3	Satisfactory	None
		INTERIOR ATTACH.O/BL	VT-3	Satisfactory	Examined Interior Attachments Beyond Beltline Region.
B-N-3	RPV	LOWER INTERNALS	VT-3	Acceptable	Foreign Material Encountered on Barrel Flange
		UPPER INTERNALS	VT-3	Satisfactory	None
B-P	RCS	CLASS 1 PIPING (1)	VT-2	Satisfactory	None
		CLASS 1 VALVES (1)	VT-2	Acceptable	Normal Leakage Found
		PRESSURIZER (1)	VT-2	Satisfactory	None
		REACTOR COOLANT PUMP (1)	VT-2	Satisfactory	None
		REACTOR VESSEL (1)	VT-2	Satisfactory	None
		STEAM GENERATORS (1)	VT-2	Satisfactory	None
C-A	MS				

CATEGORY	SYSTEM	REFERENCE ID	EXAMS	DISPOSITION	COMMENTS
C-B	RHS	03-053-SW-CL	UT	Acceptable	0.15" Deep by 1.05" Long Planer Reflector.
		03-053-SW-P	UT	Satisfactory	None
		03-053-SW-Y	UT	Satisfactory	None
		03-073-001	PT	Acceptable	Three Rounded Indications Found at Weld Toe
		03-073-003	PT	Acceptable	8 Indications Found With Lengths Between 3/32" to 7". Evaluated After Determining Depth With ECT.
C-C	HSI	3-CHS-2-PSR033	PT	Satisfactory	None
		3-QSS-4-PSSH067	PT	Satisfactory	None
	QSS	3-QSS-4-PSSH111	PT	Acceptable	0.125" Rounded Pinhole at Weld Toe on Intergral Attaccments.
	RHS	RHS-P1A-L1	PT	Satisfactory	None
		RHS-P1A-L2	PT	Satisfactory	None
		RHS-P1A-L3	PT	Satisfactory	None
	RSS	3-RSS-4-PSSH161	PT	Satisfactory	None
C-D	MS	MSS-V-7	UT	Satisfactory	None
C-F-1	QSS	QSS-1-1-LS-3	UT	Satisfactory	None
			PT	Satisfactory	None
		QSS-1-1-LS-6	UT	Satisfactory	None
			PT	Satisfactory	None
		QSS-1-1-SW-E	UT	Satisfactory	None
			PT	Satisfactory	None
		QSS-1-1-SW-F	UT	Satisfactory	None
			PT	Satisfactory	None

CATEGORY	SYSTEM	REFERENCE ID	EXAMS	DISPOSITION	COMMENTS
		QSS-1-1-SW-G	UT	Satisfactory	None
			PT	Satisfactory	None
		QSS-3-4-LS-2	UT	Satisfactory	None
			PT	Satisfactory	None
		QSS-3-4-LS-3	UT	Satisfactory	None
			PT	Satisfactory	None
		QSS-3-4-LS-4	UT	Satisfactory	None
			PT	Satisfactory	None
		QSS-3-4-SW-K	UT	Acceptable	Geometry
			PT	Satisfactory	None
		QSS-3-5-LS-1	UT	Satisfactory	None
			PT	Satisfactory	None
		QSS-3-FW-4R-MR	UT	Satisfactory	None
			PT	Satisfactory	None
		QSS-3-FW-5BR	UT	Acceptable	Geometry
			PT	Satisfactory	None
		QSS-3-FW-5CR	UT	Satisfactory	None
			PT	Satisfactory	None
		QSS-5-2-LS-6	UT	Satisfactory	None
			PT	Satisfactory	None
		QSS-5-2-LS-7	UT	Satisfactory	None
			PT	Satisfactory	None
		QSS-5-2-SW-C	UT	Satisfactory	None
			PT	Satisfactory	None
		QSS-6-3-SW-D	UT	Satisfactory	None
			PT	Satisfactory	None
		QSS-6-4-SW-B	UT	Satisfactory	None
			PT	Satisfactory	None
		QSS-6-4-SW-C	UT	Satisfactory	None
			PT	Satisfactory	None
		QSS-6-4-SW-D	UT	Satisfactory	None
			PT	Satisfactory	None
		QSS-6-FW-1	UT	Satisfactory	None
			PT	Satisfactory	None
	RHS				
		RHS-501-FW-6	UT	Satisfactory	None
			PT	Satisfactory	None

CATEGORY	SYSTEM	REFERENCE ID	EXAMS	DISPOSITION	COMMENTS
RSS	RHS-502	RHS-502-5-SW-3	UT	Satisfactory	None
			PT	Satisfactory	None
		RHS-502-FW-7	UT	Satisfactory	None
			PT	Satisfactory	None
		RHS-502-FW-8	UT	Satisfactory	None
			PT	Satisfactory	None
		RHS-7-6-LS-16	UT	Satisfactory	None
			PT	Satisfactory	None
		RHS-7-7-LS-18	UT	Satisfactory	None
			PT	Satisfactory	None
		RHS-7-FW-8	UT	Acceptable	Geometry
			PT	Satisfactory	None
	RSS-16-1	RSS-1-3-SW-B	UT	Satisfactory	None
			PT	Satisfactory	None
		RSS-16-1-LS-2	UT	Satisfactory	None
			PT	Satisfactory	None
		RSS-16-1-LS-3	UT	Satisfactory	None
			PT	Satisfactory	None
		RSS-16-1-LS-6	UT	Satisfactory	None
			PT	Satisfactory	None
		RSS-16-1-SW-B	UT	Satisfactory	None
			PT	Acceptable	1/8" Transverse Linear Indication Located 12 3/4"
		RSS-16-1-SW-C	UT	Satisfactory	None
			PT	Satisfactory	None
		RSS-16-1-SW-D	UT	Satisfactory	None
			PT	Satisfactory	None
		RSS-16-1-SW-E	UT	Satisfactory	None
			PT	Satisfactory	None
		RSS-16-2-SW-B	UT	Satisfactory	None
			PT	Acceptable	Rounded (0.070") At 3" For '0' Datum
	RSS-16-FW-2	RSS-16-FW-2-1	UT	Satisfactory	None
			PT	Satisfactory	None
	RSS-16-FW-3	RSS-16-FW-3	UT	Satisfactory	None
			PT	Satisfactory	None

CATEGORY	SYSTEM	REFERENCE ID	EXAMS	DISPOSITION	COMMENTS
SIL	RSS-21-4-LS-37	RSS-21-4-LS-37	UT	Satisfactory	None
			PT	Satisfactory	None
		RSS-21-4-LS-38	UT	Satisfactory	None
			PT	Satisfactory	None
		RSS-21-4-SW-G	UT	Satisfactory	None
			PT	Acceptable	3 Round Pits Form An 1/8" Diameter Bleedout
		RSS-6T-1-LS-3	UT	Satisfactory	None
			PT	Satisfactory	None
		RSS-6T-1-LS-4	UT	Satisfactory	None
			PT	Satisfactory	None
		RSS-6T-1-SW-B	UT	Satisfactory	None
			PT	Satisfactory	None
		RSS-6T-1-SW-C	UT	Satisfactory	None
			PT	Satisfactory	None
		RSS-6T-FW-1	UT	Satisfactory	None
			PT	Satisfactory	None
		RSS-6T-FW-2-1	UT	Satisfactory	None
			PT	Satisfactory	None
		RSS-8-2-LS-38	UT	Satisfactory	None
			PT	Satisfactory	None
		RSS-8-2-LS-39	UT	Satisfactory	None
			PT	Satisfactory	None
		RSS-8-2-SW-R	UT	Satisfactory	None
			PT	Satisfactory	None
		SIL-152A-FW-1	UT	Satisfactory	None
			PT	Satisfactory	None
		SIL-152A-FW-2-3M	UT	Repaired	Removed a 0.3" Long Linear and Several Rounded Indications By Grinding.
			PT	Satisfactory	None
		SIL-25-FW-1-5M	UT	Satisfactory	None
			PT	Satisfactory	None
		SIL-25-FW-1-6M	UT	Satisfactory	None
			PT	Satisfactory	None
		SIL-25-FW-1-7M	UT	Satisfactory	None
			PT	Satisfactory	None



CATEGORY	SYSTEM	REFERENCE ID	EXAMS	DISPOSITION	COMMENTS
		SIL-25-FW-1-8M	UT	Satisfactory	None
			PT	Satisfactory	None
		SIL-25-FW-2	UT	Satisfactory	None
			PT	Satisfactory	None
		SIL-25-FW-3	UT	Satisfactory	None
			PT	Satisfactory	None
		SIL-508-2-LS-15	UT	Satisfactory	None
			PT	Satisfactory	None
		SIL-508-2-LS-16	UT	Satisfactory	None
			PT	Satisfactory	None
		SIL-508-2-LS-17	UT	Satisfactory	None
			PT	Satisfactory	None
		SIL-508-2-LS-18	UT	Satisfactory	None
			PT	Satisfactory	None
		SIL-9-1-LS-1	UT	Satisfactory	None
			PT	Satisfactory	None
		SIL-9-1-LS-3	UT	Satisfactory	None
			PT	Satisfactory	None
		SIL-9-1-LS-4	UT	Satisfactory	None
			PT	Satisfactory	None
		SIL-9-1-LS-5	UT	Satisfactory	None
			PT	Satisfactory	None
		SIL-9-1-LS-6	UT	Satisfactory	None
			PT	Satisfactory	None
		SIL-9-1-SW-D	UT	Satisfactory	None
			PT	Satisfactory	None
		SIL-9-1-SW-F	UT	Satisfactory	None
			PT	Satisfactory	None
		SIL-9-5-LS-39	UT	Satisfactory	None
			PT	Satisfactory	None
		SIL-9-5-LS-40	UT	Satisfactory	None
			PT	Satisfactory	None
		SIL-9-5-SW-C	UT	Satisfactory	None
			PT	Acceptable	None
		SIL-9-6-LS-20	UT	Satisfactory	None
			PT	Satisfactory	None

CATEGORY	SYSTEM	REFERENCE ID	EXAMS	DISPOSITION	COMMENTS
C-F-2	FWA	SIL-9-6-LS-20A	UT	Satisfactory	None
			PT	Acceptable	2 Indications,each less than 1/16" in length
		SIL-9-7-LS-21	UT	Satisfactory	None
			PT	Satisfactory	None
		SIL-9-7-SW-B	UT	Acceptable	Geometry
			PT	Satisfactory	None
		SIL-9-8-LS-26	UT	Satisfactory	None
			PT	Satisfactory	None
		SIL-9T-FW-11	UT	Satisfactory	None
			PT	Satisfactory	None
		SIL-9T-FW-16	UT	Satisfactory	None
			PT	Satisfactory	None
		SIL-9T-FW-1E-M	UT	Satisfactory	None
			PT	Satisfactory	None
		SIL-9T-FW-46-1	UT	Satisfactory	None
			PT	Satisfactory	None
	FWS	FWA-509-6-SW-2	UT	Satisfactory	None
			MT	Acceptable	14 Indications From 3/16" to 1 5/16" in Length Caused By Scoring on Surface of Pipe.
	MS	FWS-13-FW-7-JM^	UT	Satisfactory	None
			MT	Satisfactory	None
		FWS-21-FW-1^^	UT	Satisfactory	None
			MT	Satisfactory	None
		FWS-22-FW-1^^	UT	Satisfactory	None
			MT	Satisfactory	N
		FWS-24-FW-1^^	UT	Satisfactory	None
			MT	Satisfactory	None
		FWS-25-5-SW-D^	UT	Satisfactory	None
			MT	Satisfactory	None
		FWS-25-5-SW-E^	UT	Satisfactory	None
			MT	Satisfactory	None

CATEGORY	SYSTEM	REFERENCE ID	EXAMS	DISPOSITION	COMMENTS
C-G	MS	MSS-34-FW-1-LS-1M^	UT	Satisfactory	None
			MT	Satisfactory	None
		MSS-34-FW-1-LS-6M^	UT	Satisfactory	None
			MT	Satisfactory	None
		MSS-34-FW-1-LS-7M^	UT	Satisfactory	None
			MT	Satisfactory	None
		MSS-34-FW-1-XM^	MT	Satisfactory	None
		MSS-34-FW-1-ZM^	MT	Satisfactory	None
		MSS-34-FW-1^	UT	Satisfactory	None
			MT	Satisfactory	None
		MSS-34-FW-2-GM^	UT	Satisfactory	None
			MT	Satisfactory	None
		MSS-34-FW-2^	UT	Satisfactory	None
			MT	Satisfactory	None
		MSS-502-FW-6^	UT	Satisfactory	None
			MT	Satisfactory	None
		MSS-503-FW-4^	UT	Satisfactory	None
			MT	Satisfactory	None
C-H	CHS	MSS-34-FW-V4-5M	MT	Satisfactory	None
	FWA	INSERVICE TEST (CHS)	VT-2	Repaired	Thru-Wall Leakage From Socket Welded Joint.
	FWS	FUNCTIONAL TEST (FWA-1)	VT-2	Satisfactory	None
	MS	INSERVICE TEST (FWS)	VT-2	Satisfactory	None
	QSS	INSERVICE TEST (MS)	VT-2	Satisfactory	None
C-I	RHS	FUNCTIONAL TEST (QSS)	VT-2	Satisfactory	None
C-J	RSS	FUNCTIONAL TEST (RHS)	VT-2	Satisfactory	None

CATEGORY	SYSTEM	REFERENCE ID	EXAMS	DISPOSITION	COMMENTS
D-A	SIL	FUNCTIONAL TEST (RSS)	VT-2	Satisfactory	None
		FUNCTIONAL TEST (SIL)	VT-2	Satisfactory	None
	FWA	3-FWA-4-PSR194	VT-3	Satisfactory	None
		FUNCTIONAL TEST (FWA-2)	VT-2	Satisfactory	None
D-B	CCE	FUNCTIONAL TEST (CCE)	VT-2	Satisfactory	None
	CCI	FUNCTIONAL TEST (CCI)	VT-2	Satisfactory	None
	CCP	3-CCP-1-PSA008	VT-3	Satisfactory	None
		3-CCP-1-PSA017	VT-3	Satisfactory	None
		3-CCP-1-PSA025	VT-3	Satisfactory	None
		3-CCP-1-PSA045	VT-3	Satisfactory	None
		3-CCP-1-PSA162	VT-3	Satisfactory	None
		3-CCP-1-PSA316	VT-3	Satisfactory	None
		3-CCP-1-PSR001	VT-3	Satisfactory	None
		3-CCP-1-PSR029	VT-3	Satisfactory	None
		3-CCP-1-PSR031	VT-3	Satisfactory	None
		3-CCP-1-PSR315	VT-3	Satisfactory	None
		3-CCP-1-PSR317	VT-3	Satisfactory	None
		3-CCP-2-PSA050	VT-3	Satisfactory	None
		3-CCP-2-PSA056	VT-3	Satisfactory	None
		3-CCP-2-PSR012	VT-3	Satisfactory	None
		3-CCP-2-PSR014	VT-3	Satisfactory	None
		3-CCP-2-PSR062	VT-3	Satisfactory	None
		3-CCP-2-PSR199	VT-3	Satisfactory	None
		3-CCP-2-PSR223	VT-3	Satisfactory	None
		3-CCP-2-PSR292	VT-3	Satisfactory	None

CATEGORY	SYSTEM	REFERENCE ID	EXAMS	DISPOSITION	COMMENTS
D-C	EGF	3-CCP-2-PSSH205	VT-3	Satisfactory	None
		3-CCP-2-PSST407	VT-3	Satisfactory	None
		INSERVICE TEST (CCP)	VT-2	Satisfactory	None
		FUNCTIONAL TEST (EGF)	VT-2	Satisfactory	None
	SWP	FUNCTIONAL TEST (SWP)	VT-2	Satisfactory	None
	SFC	FUNCTIONAL TEST (SFC)	VT-2	Satisfactory	None
F-A	RHS	3-RHS-SUP-1A	VT-3	Satisfactory	None
F-B	CCP	3-CCP-1-PSA025^	VT-3	Satisfactory	None
		3-CCP-1-PSA045^	VT-3	Satisfactory	None
		3-CCP-1-PSA316^	VT-3	Satisfactory	None
		3-CCP-1-PSR027	VT-3	Satisfactory	None
		3-CCP-1-PSR028	VT-3	Satisfactory	None
		3-CCP-1-PSR030	VT-3	Satisfactory	None
		3-CCP-1-PSR032	VT-3	Satisfactory	None
		3-CCP-1-PSR033	VT-3	Satisfactory	None
		3-CCP-1-PSR034	VT-3	Satisfactory	None
		3-CCP-1-PSR044	VT-3	Satisfactory	None
		3-CCP-1-PSR312	VT-3	Satisfactory	None
		3-CCP-1-PSR313	VT-3	Satisfactory	None
		3-CCP-1-PSR314	VT-3	Satisfactory	None
		3-CCP-1-PSR315^	VT-3	Satisfactory	None
		3-CCP-1-PSR317^	VT-3	Satisfactory	None
		3-CCP-1-PSR318	VT-3	Satisfactory	None
		3-CCP-2-PSR002	VT-3	Satisfactory	None
		3-CCP-2-PSR004	VT-3	Satisfactory	None

CATEGORY	SYSTEM	REFERENCE ID	EXAMS	DISPOSITION	COMMENTS
		3-CCP-2-PSR007	VT-3	Satisfactory	None
		3-CCP-2-PSR012^	VT-3	Satisfactory	None
		3-CCP-2-PSR013	VT-3	Satisfactory	None
		3-CCP-2-PSR014^	VT-3	Satisfactory	None
		3-CCP-2-PSR062^	VT-3	Satisfactory	None
		3-CCP-2-PSR112	VT-3	Satisfactory	None
		3-CCP-2-PSR199^	VT-3	Satisfactory	None
		3-CCP-2-PSR268	VT-3	Satisfactory	None
		3-CCP-2-PSR292^	VT-3	Satisfactory	None
	<b>DRN</b>				
		3-RCS-1-PSR437	VT-3	Satisfactory	None
	<b>FWA</b>				
		3-FWA-1-PSA027^	VT-3	Satisfactory	None
		3-FWA-1-PSR026	VT-3	Satisfactory	None
		3-FWA-1-PSR028	VT-3	Satisfactory	None
		3-FWA-1-PSR029	VT-3	Satisfactory	None
		3-FWA-1-PSR030	VT-3	Satisfactory	None
		3-FWA-1-PSR031	VT-3	Satisfactory	None
		3-FWA-1-PSR032	VT-3	Satisfactory	None
		3-FWA-4-PSR194^	VT-3	Satisfactory	None
		3-FWA-4-PSR221	VT-3	Satisfactory	None
		3-FWA-4-PSR322	VT-3	Satisfactory	None
	<b>FWS</b>				
		3-FWS-4-PSR018	VT-3	Satisfactory	None
		3-FWS-4-PSR021	VT-3	Satisfactory	None
		3-FWS-4-PSR028	VT-3	Satisfactory	None
		3-FWS-4-PSR030	VT-3	Satisfactory	None
		3-FWS-4-PSR032	VT-3	Satisfactory	None
		3-FWS-4-PSR034	VT-3	Satisfactory	None
		3-FWS-4-PSR055	VT-3	Satisfactory	None
	<b>HSI</b>				

CATEGORY	SYSTEM	REFERENCE ID	EXAMS	DISPOSITION	COMMENTS
		3-SIH-1-PSA347	VT-3	Satisfactory	None
		3-SIH-1-PSA365	VT-3	Satisfactory	None
		3-SIH-1-PSA373	VT-3	Satisfactory	None
		3-SIH-1-PSA391	VT-3	Satisfactory	None
		3-SIH-1-PSR100	VT-3	Satisfactory	None
		3-SIH-1-PSR101	VT-3	Satisfactory	None
		3-SIH-1-PSR102	VT-3	Satisfactory	None
		3-SIH-1-PSR103	VT-3	Satisfactory	None
		3-SIH-1-PSR104	VT-3	Satisfactory	None
		3-SIH-1-PSR105	VT-3	Satisfactory	None
		3-SIH-1-PSR1072	VT-3	Satisfactory	None
		3-SIH-1-PSR1073	VT-3	Satisfactory	None
		3-SIH-1-PSR1074	VT-3	Satisfactory	None
		3-SIH-1-PSR1075	VT-3	Satisfactory	None
		3-SIH-1-PSR344	VT-3	Satisfactory	None
		3-SIH-1-PSR361	VT-3	Satisfactory	None
		3-SIH-1-PSR362	VT-3	Satisfactory	None
		3-SIH-1-PSR363	VT-3	Satisfactory	None
		3-SIH-1-PSR364	VT-3	Satisfactory	None
		3-SIH-1-PSR366	VT-3	Satisfactory	None
		3-SIH-1-PSR368	VT-3	Satisfactory	None
		3-SIH-1-PSR369	VT-3	Satisfactory	None
		3-SIH-1-PSR370	VT-3	Satisfactory	None
		3-SIH-1-PSR371	VT-3	Satisfactory	None
		3-SIH-1-PSR372	VT-3	Satisfactory	None
		3-SIH-1-PSR374	VT-3	Satisfactory	None
		3-SIH-1-PSR375	VT-3	Satisfactory	None
		3-SIH-1-PSR376	VT-3	Satisfactory	None
		3-SIH-1-PSR387	VT-3	Satisfactory	None
		3-SIH-1-PSR389	VT-3	Satisfactory	None

CATEGORY	SYSTEM	REFERENCE ID	EXAMS	DISPOSITION	COMMENTS
MS		3-SIH-1-PSR390	VT-3	Satisfactory	None
		3-MSS-4-PSR001	VT-3	Satisfactory	None
		3-MSS-4-PSR011	VT-3	Satisfactory	None
		3-MSS-4-PSR013	VT-3	Satisfactory	None
		3-MSS-4-PSR026	VT-3	Satisfactory	None
		3-MSS-4-PSR040	VT-3	Satisfactory	None
		3-MSS-4-PSR052	VT-3	Satisfactory	None
		3-MSS-4-PSR053	VT-3	Satisfactory	None
		3-MSS-4-PSR112	VT-3	Satisfactory	None
QSS		3-QSS-4-PSR063	VT-3	Satisfactory	None
		3-QSS-4-PSR064	VT-3	Satisfactory	None
		3-QSS-4-PSR065	VT-3	Satisfactory	None
		3-QSS-4-PSR066	VT-3	Satisfactory	None
		3-QSS-4-PSR070	VT-3	Satisfactory	None
		3-QSS-4-PSR112	VT-3	Satisfactory	None
		3-QSS-4-PSR113	VT-3	Satisfactory	None
		3-QSS-4-PSR117	VT-3	Satisfactory	None
		3-QSS-4-PSR129	VT-3	Satisfactory	None
		3-QSS-4-PSR130	VT-3	Satisfactory	None
RCS		3-RCS-1-PSR052	VT-3	Repaired	Tighten Nuts
		3-RCS-1-PSR057	VT-3	Satisfactory	None
		3-RCS-1-PSR1549	VT-3	Satisfactory	None
		3-RCS-1-PSR1550	VT-3	Satisfactory	None
		3-RCS-1-PSR1551	VT-3	Satisfactory	None
		3-RCS-1-PSR1552	VT-3	Satisfactory	None
		3-RCS-1-PSR458	VT-3	Satisfactory	None
		3-RCS-1-PSR459	VT-3	Satisfactory	None
		3-RCS-1-PSR460	VT-3	Satisfactory	None



CATEGORY	SYSTEM	REFERENCE ID	EXAMS	DISPOSITION	COMMENTS
		3-RCS-1-PSR461	VT-3	Satisfactory	None
		3-RCS-1-PSR462	VT-3	Satisfactory	None
	<b>RHS</b>				
		3-RHS-1-PSR013	VT-3	Satisfactory	None
		3-RHS-4-PSR017	VT-3	Satisfactory	None
	<b>RSS</b>				
		3-RSS-4-PSR158	VT-3	Satisfactory	None
		3-RSS-4-PSR163	VT-3	Satisfactory	None
		3-RSS-4-PSR167	VT-3	Satisfactory	None
	<b>SIH</b>				
		3-SIH-1-FSA140	VT-3	Satisfactory	None
		3-SIH-1-PSA348	VT-3	Satisfactory	None
		3-SIH-1-PSA569	VT-3	Satisfactory	None
		3-SIH-1-PSR141	VT-3	Satisfactory	None
		3-SIH-1-PSR343	VT-3	Satisfactory	None
		3-SIH-1-PSR567	VT-3	Satisfactory	None
		3-SIH-1-PSR568	VT-3	Satisfactory	None
		3-SIH-1-PSR570	VT-3	Satisfactory	None
		3-SIH-1-PSR571	VT-3	Satisfactory	None
		3-SIH-1-PSR638	VT-3	Satisfactory	None
	<b>SIL</b>				
		3-SIL-1-PSR037	VT-3	Satisfactory	None
		3-SIL-1-PSR038	VT-3	Satisfactory	None
		3-SIL-1-PSR359	VT-3	Satisfactory	None
		3-SIL-4-PSA067	VT-3	Satisfactory	None
		3-SIL-4-PSR048	VT-3	Satisfactory	None
		3-SIL-4-PSR049	VT-3	Satisfactory	None
	<b>SWP</b>				
		3-SWP-2-PSR048^	VT-3	Satisfactory	None
		3-SWP-2-PSR051	VT-3	Satisfactory	None
		3-SWP-2-PSR060	VT-3	Satisfactory	None
		3-SWP-2-PSR061	VT-3	Satisfactory	None

CATEGORY	SYSTEM	REFERENCE ID	EXAMS	DISPOSITION	COMMENTS
F-C		3-SWP-4-PSR110	VT-3	Satisfactory	None
		3-SWP-4-PSR114	VT-3	Satisfactory	None
		3-SWP-4-PSR115	VT-3	Satisfactory	None
	CCP	3-CCP-1-PSR018	VT-3	Satisfactory	None
		3-CCP-1-PSR029^	VT-3	Repaired	Tighten Locknuts
		3-CCP-1-PSR031^	VT-3	Satisfactory	None
		3-CCP-1-PSR1052	VT-3	Satisfactory	None
		3-CCP-1-PSST327	VT-3	Satisfactory	None
		3-CCP-2-PSR055	VT-3	Satisfactory	None
		3-CCP-2-PSR267	VT-3	Satisfactory	None
		3-CCP-2-PSR421	VT-3	Satisfactory	None
		3-CCP-2-PSSH259	VT-3	Satisfactory	None
		3-CCP-2-PSST005	VT-3	Satisfactory	None
		3-CCP-2-PSST008	VT-3	Satisfactory	None
		3-CCP-2-PSST018	VT-3	Satisfactory	None
		3-CCP-2-PSST407^	VT-3	Satisfactory	None
		3-CCP-2-PSST408	VT-3	Satisfactory	None
	CHS				
	DRN	3-CHS-1-PSST739	VT-3	Satisfactory	None
		3-RCS-1-PSSH1062	VT-3	Repaired	Tighten Loose Nuts
		3-RCS-1-PSSH124	VT-3	Satisfactory	None
		3-RCS-1-PSSH127	VT-3	Satisfactory	None
FWA	FWS	3-RCS-1-PSSH438	VT-3	Repaired	Tighten Loose Nuts
		3-FWA-1-PSST033	VT-3	Satisfactory	None
		3-FWS-4-PSR007	VT-3	Satisfactory	None
		3-FWS-4-PSR010	VT-3	Repaired	Tighten Nuts
		3-FWS-4-PSR057	VT-3	Satisfactory	None

CATEGORY	SYSTEM	REFERENCE ID	EXAMS	DISPOSITION	COMMENTS
<b>HSI</b>					
		3-SIH-1-PSR1171	VT-3	Satisfactory	None
		3-SIH-1-PSR345	VT-3	Satisfactory	None
		3-SIH-1-PSR346	VT-3	Satisfactory	None
		3-SIH-1-PSST367	VT-3	Satisfactory	None
		3-SIH-1-PSST377	VT-3	Satisfactory	None
		3-SIH-1-PSST386	VT-3	Satisfactory	None
		3-SIH-1-PSST388	VT-3	Satisfactory	None
<b>MS</b>					
		3-MSS-1-PSSH128	VT-3	Satisfactory	Only Area Under Repair Was Inspected.
		3-MSS-1-PSSH129^	VT-3	Repaired	Main Pivot Tabs Gouged From Contacting Jam Nut
		3-MSS-4-PSR025	VT-3	Satisfactory	None
		3-MSS-4-PSSH012	VT-3	Repaired	Reset Spring Can Setting
		3-MSS-4-PSST036	VT-3	Satisfactory	None
<b>QSS</b>					
		3-QSS-4-PSR062	VT-3	Acceptable	Jam Nuts Are Missing From The Pipe Side Of The Threaded Rod-To-Strut Connection
		3-QSS-4-PSSH067^	VT-3	Satisfactory	None
		3-QSS-4-PSSH111^	VT-3	Satisfactory	None
		3-QSS-4-PSST060	VT-3	Satisfactory	None
		3-QSS-4-PSST061	VT-3	Acceptable	Jam Nuts Missing On Both Sides At Threaded Rod To Strut
		3-QSS-4-PSST068	VT-3	Satisfactory	None
		3-QSS-4-PSST069	VT-3	Satisfactory	None
		3-QSS-4-PSST071	VT-3	Satisfactory	None
		3-QSS-4-PSST115	VT-3	Satisfactory	None
<b>RCS</b>					
		3-RCS-1-PSR018	VT-3	Satisfactory	None
		3-RCS-1-PSR042	VT-3	Satisfactory	None
		3-RCS-1-PSR049	VT-3	Repaired	Tighten Locknut and Set Restraint
		3-RCS-1-PSR050	VT-3	Satisfactory	None

CATEGORY	SYSTEM	REFERENCE ID	EXAMS	DISPOSITION	COMMENTS
		3-RCS-1-PSR051	VT-3	Satisfactory	None
		3-RCS-1-PSR073	VT-3	Satisfactory	None
		3-RCS-1-PSR24	VT-3	Satisfactory	None
		3-RCS-1-PSR25	VT-3	Satisfactory	None
		3-RCS-1-PSR26	VT-3	Satisfactory	None
		3-RCS-1-PSR577	VT-3	Satisfactory	None
		3-RCS-1-PSR578	VT-3	Satisfactory	None
		3-RCS-1-PSR579	VT-3	Satisfactory	None
		3-RCS-1-PSR67	VT-3	Satisfactory	None
		3-RCS-1-PSR69	VT-3	Satisfactory	None
		3-RCS-1-PSSH063	VT-3	Satisfactory	None
		3-RCS-1-PSSH500	VT-3	Satisfactory	None
		3-RCS-1-PSSH501	VT-3	Repaired	Tighten Loose Nuts
		3-RCS-1-PSSH505	VT-3	Satisfactory	None
		3-RCS-1-PSSH506	VT-3	Satisfactory	None
		3-RCS-1-PSSH507	VT-3	Satisfactory	None
		3-RCS-1-PSSH508	VT-3	Satisfactory	None
		3-RCS-1-PSSH543	VT-3	Satisfactory	None
		3-RCS-1-PSSH545	VT-3	Satisfactory	None
		3-RCS-1-PSST074	VT-3	Satisfactory	None
		3-RCS-1-PSST075	VT-3	Satisfactory	None
		3-RCS-1-PSST076	VT-3	Satisfactory	None
		3-RCS-1-PSST800	VT-3	Satisfactory	None
		3-RCS-1-PSST803	VT-3	Satisfactory	None
	RHS				
		3-RHS-1-PSST010	VT-3	Satisfactory	None
		3-RHS-1-PSST011	VT-3	Satisfactory	None
		3-RHS-1-PSST012	VT-3	Satisfactory	None
		3-RHS-4-PSSH014	VT-3	Satisfactory	None
		3-RHS-4-PSSH016	VT-3	Acceptable	No Jam Nut On Upper Eyenuts

CATEGORY	SYSTEM	REFERENCE ID	EXAMS	DISPOSITION	COMMENTS
		3-RHS-4-PSSH018	VT-3	Acceptable	HI Marker At 1270, CI Marked At 1484 - Reset Spring Can Setting
		3-RHS-4-PSST015	VT-3	Satisfactory	None
		3-RHS-4-PSST019	VT-3	Satisfactory	None
		3-RHS-4-PSST020	VT-3	Satisfactory	None
		3-RHS-4-PSST021	VT-3	Acceptable	Nuts At Area A&B Of Figure 1 Are Less Than Fully Engaged
	<b>RSS</b>				
		3-RSS-4-PSSH161^	VT-3	Acceptable	Cold Load Design - 1309
		3-RSS-4-PSST160	VT-3	Satisfactory	None
		3-RSS-4-PSST164	VT-3	Acceptable	Jam Nut At Strut Appears To Be Backed Off Appx 1/4 To 1/2 Turn. Attachment At Pipe Is Insulated
		3-RSS-4-PSST416	VT-3	Satisfactory	None
	<b>SFC</b>				
		3-SFC-3-PSR083	VT-3	Satisfactory	None
		3-SFC-3-PSR084	VT-3	Satisfactory	None
		3-SFC-3-PSR090	VT-3	Satisfactory	None
	<b>SIH</b>				
		3-SIH-1-PSR566	VT-3	Satisfactory	None
	<b>SIL</b>				
		3-SIL-1-PSST007	VT-3	Satisfactory	None
		3-SIL-1-PSST025	VT-3	Satisfactory	None
		3-SIL-1-PSST034	VT-3	Satisfactory	None
		3-SIL-1-PSST036	VT-3	Satisfactory	None
	<b>SWP</b>				
		3-SWP-4-PSR118	VT-3	Satisfactory	None
		3-SWP-4-PSR120	VT-3	Satisfactory	None
		3-SWP-4-PSR121	VT-3	Satisfactory	None
		3-SWP-4-PSSH113^	VT-3	Satisfactory	None
		3-SWP-4-PSSH116^	VT-3	Satisfactory	None
		3-SWP-4-PSSH119	VT-3	Satisfactory	None
		3-SWP-4-PSSH122^	VT-3	Satisfactory	None

CATEGORY	SYSTEM	REFERENCE ID	EXAMS	DISPOSITION	COMMENTS
FSAR	RPV	3-SWP-4-PSST111^	VT-3	Satisfactory	None
		3-SWP-4-PSST117	VT-3	Satisfactory	None
		3-SWP-4-PSST436	VT-3	Satisfactory	None
PLANT	RPV	RPV HEAD CLADDING	VT-3	Satisfactory	None
	CHS	CHS-12-FW-2	PT	Satisfactory	None
		CHS-35-2-SW-4	PT	Acceptable	None
		CHS-35-FW-13	PT	Acceptable	None
		CHS-503-FW-3	PT	Satisfactory	None
	FWA	3-FWA-P1B	PT	Satisfactory	None
	RCS	DISK PRESS. SYSTEM - A	PT	Satisfactory	None
		DISK PRESS. SYSTEM - B	PT	Satisfactory	None
		DISK PRESS. SYSTEM - D	PT	Satisfactory	None
	RPV	CANOPY SEAL WELD	VT-1	Satisfactory	None

## **4.0 Procedures**

### NDE Examinations Procedures

This section describes the requirements which provide the basis for the various NDE Examination Procedures used during the Millstone 3 ISI. Included is a complete list of the procedures used for implementing inservice inspections.

### Ultrasonic Examination Procedures

With the exception of piping welds, Ultrasonic examinations for Inservice Inspection were performed in accordance with the requirements of ASME Section XI, 1983 Edition, including Addenda through Summer 1983.

Piping welds were examined using a procedure developed by NU under the provisions of IWA 2240 of ASME XI. NU used ASME XI, Appendix VIII as a guide to develop the procedure including qualifying the procedure on flawed specimens. The procedure utilized 70 degree longitudinal mode for detection and sizing of service induced flaws. The procedure is applicable to carbon steel and austenetic stainless steel butt welds.

### Magnetic Particle Examination Procedures

Magnetic particle examinations were performed in accordance with Article 7, ASME Section V.

### Liquid Penetrant Examination Procedures

Liquid Penetrant examinations were performed in accordance with Article 6, ASME Section V.

### Visual Examination Procedures

Visual examinations were performed in accordance with Subarticle IWA-2210 of ASME Section XI.

### Eddy Current Examination Procedures

Eddy Current examinations were performed in accordance with ASME V Article B.

### Pressure Tests

Pressure Tests examinations were performed in accordance with IWA-5000 of ASME Section XI

## NDE PROCEDURES

Procedure No	Procedure Title	Rev
EN31063	System Pressure Tests	7
MIS-AUT-15	Automated Inside Surface UT Examination of Ferritic Vessels > 2" in Thickness	2
MIS-AUT-18	Automated Outside Surface UT Examination of Ferritic Vessels > 2" in Thickness	3
MIS-AUT-20	Automated UT Examination of Vessel - to-Nozzle Inner Radius	0
NEU-ISI-115	Westinghouse Procedure for UT Examination of RPV Studs	
NEU-ISI-70	Westinghouse Procedure for MT Examination of RPV Studs	
NU-ET-2	Eddy Current Procedure Surface Probe Examination	4
NU-LP-1	Liquid Penetrant Procedure Color Contrast Solvent Removable	12
NU-LW-1	Manual UT Examination - Clad Carbon, Carbon and/or SS Butt Welds	3
NU-MP-1	Magnetic Particle Procedure Dry Particle Yoke Method	10
NU-UT-1	Ultrasonic Examination General Requirements	11
NU-UT-2	Ultrasonic Examination Austenitic and Dissimilar Piping Welds	11
NU-UT-6	Ultrasonic Examination Procedure Reactor Coolant Pump Flywheels Millstone Unit 3	4
NU-UT-7	Ultrasonic Examination Vessel Welds	6
NU-VE-1	Visual Examination Procedure (VT-1)	0
NU-VE-2	Visual Examination Procedure (VT-2) System Hydrostatic and Leakage Pressure Tests	0
NU-VE-3	Visual Examination Procedure (VT-3)	0
NU-VE-4	Visual Examination Procedure - Reactor Vessel Interiors	0
NUSCO-AMD-013	Millstone Flywheel Eddy Current	0



## **5.0 Personnel and Equipment Summary**

In this section is a list of personnel and their qualifications for those individuals involved in the examinations and tests identified on in this summary report. Also included is a list of equipment and consumable materials used in the conduct of ISI.

## NDE PERSONNEL

Company	Name	UT	PT	MT	VT-1	VT-2	VT-3	ET
ABB AMDATA	ABBOTT, JOHN H.	I	II		II	II	II	
ABB AMDATA	ELLIOTT, CRAIG	I	II	II	II	II	II	
ABB AMDATA	HALL, SCOTT	II	II					
ABB AMDATA	LASOYA, CAREY	II	II	II	II		III	
ABB AMDATA	MASTER, HERCULES				II	II	II	
ABB AMDATA	McDONALD, RANDALL	II	II	II	II		III	
ABB AMDATA	McKAIG, MICHAEL	III	III	III	II		III	
ABB AMDATA	MURCH, WILLIAM	I	II	II	II	II	II	
ABB AMDATA	NEWBOLD, STEVEN	I/III	III	III	III	III	III	
ABB AMDATA	OLIVARES, MICHAEL	II	II	II				
ABB AMDATA	PENNANEN, ARTHUR	II	II	II	II	II	II	
ABB AMDATA	POOLER, GERALD	II	II		II	II	II	
ABB AMDATA	ROSEBROOK, WILLIAM	II	II	II	II	II	II	
ABB AMDATA	SCHANINK, DANIEL	II		II	II	II	II	
ABB AMDATA	SCHMALZ, SCOTT	II L	II		II	II	II	
ABB AMDATA	SHAW, CLAYTON	II						
ABB AMDATA	SMITH, KEN	II	II		II	II	II	
ABB AMDATA	SUCHAR, FLORIAN		II	II	II	II	II	
ABB AMDATA	SUMMERFORD, DANIEL	II		III	II		II	
ABB AMDATA	U'REN, THOMAS	II	II	II	II	II	II	
ABB AMDATA	WILLIAMS, STEPHEN	II	II	I				
ABB AMDATA	WINGFIELD, TIM	II	II	II	II	II	II	
MQS	BLANKENSHIP, ROY							
MQS	LUKO, ROBERT	II	II	II	II	II	II	
MQS	SHERWIN, MICHAEL	II	II	II	II	II	II	
MQS	SMITH, ALAN	II	II	II	II	II	II	
NORTHEAST UTILITIES	COLOPOULOS, RICHARD				II	II	II	
NORTHEAST UTILITIES	DUPLANTIS, SCOTT	II	II	II	II	II	II	
NORTHEAST UTILITIES	ICKES, TOM				II	II	II	
NORTHEAST UTILITIES	MACNEILL, DAVID	III			III	III	III	
NORTHEAST UTILITIES	PFANNENSTIEL, RICHARD	III	III	III				
NORTHEAST UTILITIES	SIKORSKI, STEVE	III	III	III				
NORTHEAST UTILITIES	WITTMER, ROBERT							III
NORTHEAST UTILITIES	ZIEBER, RICHARD		III		III	III	III	
RUST	ELLIS, JAMES	II	II	II	II	II	II	
RUST	HECHT, JEFF	III	III	III	III	III	III	
RUST	LINDELL, KENNETH	III	II	II	II	II	II	
RUST	MATYAS, JAMES	II L	II		II	II	II	
RUST	McCAUSLAND, DAVID	III	II	II	II			
RUST	MOSTOWY, RAY	II	II	II	II	II	II	
RUST	PERRY, ROBERT	II L			II	II	II	
RUST	TINO, TONY	I	II	II	II	II	II	
SWRI	ALEJANDRO, JOSE	II			II	II	II	
SWRI	DELGADO, JESSE	II			II	II	II	
SWRI	DIAZ, HECTOR	II			II	II	II	
SWRI	GAINES, PRESTON	II			II	II	II	
SWRI	HENZE, HAROLD	I			I	I	I	
SWRI	MARIN, SIMON	II			II	II	II	

SWRI	MATHENA, LAVAR	II			II	II	II	
SWRI	NIEMEYER, ROY	III			III	III	III	
SWRI	RIDDLES, RICHARD	II			II	II	II	
SWRI	TODD, STEVEN	II			II	II	II	
SWRI	TURNER, PATRICK	II			II	II	II	
SWRI	WARDWELL, JAMES	II			II	II	II	
TELEBOTICS	BAGLEY, JOSEPH				III	III	III	
TELEBOTICS	CHIEKA, STAN		II	II	II	II	II	
TELEBOTICS	FRANKLIN, GREGORY				II	II	II	
TELEBOTICS	GEORGE, DAVIS				II	II	II	
TELEBOTICS	NILRATAN, PAUL				III	III	III	
TELEBOTICS	RAMSEY, WAYNE				II	II	II	
TELEBOTICS	ROBINSON, RAY				II	II	II	
TELEBOTICS	RUIZ, JIM				II	II	II	
TELEBOTICS	SPINDLER, STEVE				II	II	II	
TELEBOTICS	STOGDEN, DAVE				II	II	II	
WESDYNE	ACKERMAN, HARRY	I		II	II	II	II	
WESDYNE	BEHANNA, KENNETH	II		II	II	II	II	
WESDYNE	CASSET, ROBERT	II		II	II	II	II	
WESDYNE	DELBUSO, JAMES	II		II	II	II	II	
WESDYNE	HALLEY, WILLIAM	II		II	II	II	II	

#### ULTRASONIC INSTRUMENTS

Manufacturer	Serial No.	Model	Comments
Krautkramer Branson	32810-3022	USK 7D	
Krautkramer Branson	32810-3023	USK 7D	
Krautkramer Branson	32810-3024	USK 7D	
Krautkramer Branson	32810-3052	USK 7D	
Krautkramer Branson	32810-548	USK 7D	
Krautkramer Branson	32810-821	USK 7D	
Krautkramer Branson	32810-900	USK 7D	
Krautkramer Branson	32810-917	USK 7D	
Krautkramer Branson	32810-923	USK 7D	
Krautkramer Branson	32810-924	USK 7D	
Krautkramer Branson	32810-949	USK 7D	
Panametrics	91031004	Epoch II	
Panametrics	91035508	Epoch II	
Sonic	04831E	Mark II	SWRI
Sonic	04832E	Mark II	SWRI
Sonic	05325E	Mark II	SWRI
Sonic	05326E	Mark II	SWRI
Sonic	06208E	136 Ultrascopes	Westinghouse
Sonic	07855E	136 Ultrascopes	Westinghouse
Sonic	136-474F	136 Ultrascopes	Westinghouse
Sonic	860K	136 Ultrascopes	SWRI
SWRI	171120	Mark IIA	SWRI
SWRI	171121	Mark IIA	SWRI
SWRI	171122	Mark IIA	SWRI
SWRI	171123	Mark IIA	SWRI
SWRI	171124	Mark IIA	SWRI

# ULTRASONIC TRANSDUCERS

Manufacturer	Serial No	Type/Style	Comments
Harrisonic	G1156	HB-598-C	
Harrisonic	K1096	HDL-222	
Harrisonic	K5215	HDL-4612	
Harrisonic	K6272	HDL-4614	
Harrisonic	K9311	HDL-222-70L	
Harrisonic	K9312	HDL-4612-70L	
Harrisonic	K9313	HDL-4612-70L	
Harrisonic	K9317	HDL-4614-70L	
Harrisonic	K9318	HDL-4614-A-70L	
Harrisonic	K9320	HDL-4614-A-70L	
Harrisonic	L2296	HDL	
Harrisonic	L2297	HDL	
Harrisonic	L2298	HDL	
Harrisonic	L3048	HDL	
Harrisonic	L3049	HDL	
Harrisonic	L3050	HDL	
Harrisonic	L3051	HDL	
Harrisonic	L3052	HDL	
Harrisonic	L3135	HDL	
KB Aerotech	00269T	ANN 2-2-2	
KB Aerotech	00841T	ANN-2-2-4	
KB Aerotech	01469	MSEB-4E	
KB Aerotech	24736	Gamma-MSWQC	
KB Aerotech	45117	Gamma-MSWQC	
KB Aerotech	57462-8870	083057462	
KB Aerotech	57462-9684	Gamma	
KB Aerotech	83700	Gamma MSWQC	
KB Aerotech	A26462	Gamma	
KB Aerotech	A31369	Gamma-CR	
KB Aerotech	D05921		SWRI
KB Aerotech	D05924		SWRI
KB Aerotech	F03122	Gamma	
KB Aerotech	F15174	Gamma SST	
KB Aerotech	F18229	Gamma	
KB Aerotech	F21520	Gamma-HP	
KB Aerotech	G15620	Gamma	
KB Aerotech	G15624	Gamma	
KB Aerotech	H-5165	Gamma	
KB Aerotech	J03269	Gamma SWS	
KB Aerotech	J15817	Gamma	
KB Aerotech	K11584	Gamma	
KB Aerotech	K29262	Gamma	
KB Aerotech	L18101	Gamma	
KB Aerotech	M10131	Gamma	
KB Aerotech	X500		SWRI
Megasonics	A1211	MST	
Megasonics	A1212	MST	
Panametrics	59324	D791RM	
Sonatest	3262		SWRI
Sonatest	3263		SWRI
Sonatest	3264		SWRI
Sonatest	3265		SWRI

Sonatest	3266	SWRI
Sonatest	ST1141	SWRI
Sonatest	ST1144	SWRI
Sonatest	ST1147	SWRI
Sonatest	ST1148	SWRI
Sonatest	ST2697	SWRI
SWRI	2213	SWRI
SWRI	2505	SWRI
SWRI	2507	SWRI
SWRI	3391	SWRI
SWRI	3423A	SWRI
SWRI	3771	SWRI
SWRI	3971	SWRI
SWRI	3973	SWRI
SWRI	3988	SWRI
SWRI	3998	SWRI
SWRI	4015	SWRI
SWRI	4059	SWRI
SWRI	4060	SWRI
SWRI	4072	SWRI
SWRI	4077	SWRI
SWRI	4171	SWRI
SWRI	4237	SWRI
SWRI	4242	SWRI
SWRI	4245	SWRI
SWRI	4326	SWRI
SWRI	4330	SWRI
SWRI	4334	SWRI
SWRI	4350	SWRI
SWRI	4522	SWRI
SWRI	4523	SWRI
SWRI	4525	SWRI
SWRI	4526	SWRI
SWRI	4552	SWRI
SWRI	4667	SWRI

### REFERENCE STANDARDS & CAL BLOCKS

Block/Std ID	Description	Material
788648	IIW-2	Stainless
85-4122	Step Wedge	Stainless
93-6841	Rompas	Carbon
93-7228	Rompas	Carbon
93-7230	IIW	Carbon
93-7234	Step Wedge	Stainless
93-7322	Step Wedge	Stainless
94-7426	Rompas	Stainless
94-7428	Rompas	Stainless
M3-UT-1	RPV Upper Shell	Ferritic
M3-UT-2	RPV Lower Shell	Ferritic
M3-UT-21	Class 1 Piping	Austenitic
M3-UT-26	Class 1 Piping	Austenitic
M3-UT-29	Flywheel Cal. Std.	A533 GR.
M3-UT-3	RPV Bottom Head	Ferritic
M3-UT-34	MSS Pipe	Ferritic
M3-UT-35	MFV Piping	Ferritic
M3-UT-4	SG Primary Side	Ferritic
M3-UT-41	MSIV Studs	Ferritic
M3-UT-6	Flange Ligament	Ferritic
M3-UT-8	SG Secondary Side	Ferritic
UT-LW-1	Generic L-Wave	Ferritic
UT-LW-10	Generic L-Wave	Ferritic
UT-LW-13	Generic L-Wave	Austenitic
UT-LW-15	Generic L-Wave	Austenitic
UT-LW-2	Generic L-Wave	Ferritic
UT-LW-6	Generic L-Wave	Austenitic
UT-LW-7	Generic L-Wave	Austenitic
UT-LW-9	Generic L-Wave	Austenitic

### MT PROBES

Yolk S/N	Manufacturer
4343	Parker
4344	Parker
4654	Parker
W09880	Parker

### EDDY CURRENT EQUIPMENT

Description	S/N	Manufacturer	Model
Eddy Current Instrument	120	Zetec	MIZ-20A
Eddy Current Probe	195564	Zetec	MIZ-6
Eddy Current Standard	ET-2A	Northeast Utilities	
Eddy Current Standard	Z-1792	Zetec	

### CONSUMABLES

Description	Batch	Type	Mfr.	Comments
Cleaner	952694	SKC-S	Spotcheck	Westinghouse
Cleaner	93F03K	SKC-S	Spotcheck	
Cleaner	93M04P	SKC-S	Spotcheck	
Developer	92J05K	SKD-S2	Spotcheck	
Developer	94A02K	SKD-S2	Spotcheck	
Magnetic Particle	93D040	1 Gray	Magnaflux	
Magnetic Particle	93G02P	14AM	Magnaflux	Westinghouse
Magnetic Particle	94F045K	14AM	Magnaflux	Westinghouse
Magnetic Particle	95A030	1 Gray	Magnaflux	
Penetrant	93K01P	SKL-SF	Spotcheck	
Penetrant	94D17K	SKL-SP	Spotcheck	
UT Couplant	092101	Sonotrace 40	Sonotrace	
UT Couplant	093104	Sonotrace 40	Sonotrace	
UT Couplant	19520	Ultragei II	Ultrasound	
UT Couplant	29420A	Ultragei II	Ultrasound	
UT Couplant	93820	Ultragei II	Ultrasound	
UT Couplant	93820N	Ultragei II	Ultrasound	
UT Couplant	94243	Sonotrace 40	Sonotrace	SWRI

### GRAY CARDS

Gray Card S/N
RE-2001
RE-3005
RE-3007
RE-3012
RE-3025

### TEMPERATURE GAUGES

Serial No.	Manufacturer	Comments
10017		Westinghouse
124624	Pacific	
129625	Pacific	
129626	Pacific	
129627	Pacific	
129628	Pacific	
129629	Pacific	
129630	Pacific	
129631	Pacific	
129632	Pacific	
129635	Pacific	
208	Amprobe	SWRI
209	Amprobe	SWRI
5112		
6030145		
QA-5115		



## **6.0 Abstract of Corrective Measure Recommended and Taken**

### Inservice Inspection Repairs/Replacements

All defects noted during ISI with dimensions exceeding the acceptance criteria were identified for repair in accordance with NGP 3.13, "Inservice Inspection Unresolved Indication Reporting."

- 6.1 The defect removal was performed by NNECO in accordance with the appropriate NNECO procedure and Quality Assurance Requirements. All repairs implemented as a result of ISI is documented on form NIS-2 and are included in section 7.0.
- 6.2 Upon completion of the repair, the area or volume containing the defect was reexamined using the same examination method which was employed when the defect was detected. These reexams were performed by ISI personnel.



## **7.0 Form NIS-2 Owner's Report for Repair or Replacements**

When repairs or replacements of pressure retaining components and their supports were required, they were performed in accordance with Millstone Work Control Procedure WC-3, ASME Section XI Repair/Replacements.

NIS-2 data reports are sorted by ASME code class. These include replacements and repairs on Code Class 1 and 2 piping and components conducted since the preceding summary report.

All records for repairs and replacements required by IWA-6000 are maintained at the Millstone Nuclear Power Station.

# Form NIS-2 - OWNERS REPORT FOR REPAIRS OR REPLACEMENTS

1. OWNER: Northeast Utilities Service Co. Date: 4/15/94  
P. O. Box 128, Waterford CT
2. PLANT: Millstone Nuclear Power Station Unit 3
3. Work Performed By: U3 Maintenance AWO Numbers  
 Address: P. O. Box 128, Waterford CT M3-92-12942
4. SYSTEM: RCS CODE CLASS: 1
5. Applicable Const. Code: ASME III Edition: 1977 Addenda: S79  
 Case Edition of: Section XI Utilized for work 1983, S83

## 6. IDENTIFICATION OF COMPONENTS REPAIRED OR REPLACED:

Components ID Number	Name of Manufacturer	Mfrs. S/N	Nat'l Board Number	Repair / Replacement	ASME Stamped
3RCS*PCV455A	CROSBY	K72047-00-0001 N96012-38-0032	NA, solenoid plug	REPLACEMENT	YES

7. Description of work: Replaced seat, plug and solenoid due to seat leakage  
 mfr's..... a)385-603-2 b)189-111-1
8. Test Conducted:  
 Hydrostatic ☐ Pneumatic ☐ Normal Operating Pressure\* ☒ Other\* ☐ IST see \*awo m3-92-20556

## CERTIFICATE OF COMPLIANCE

We certify that the statements made in the report are correct and this replacement conforms to the rules of ASME Code, Section XI.

Signed: 2Rmaul

Date: 4-20-94

## CERTIFICATE OF INSERVICE INSPECTION

I, the undersigned, holding a valid commission issued by the National Board of Boiler and Pressure Vessel Inspectors and the State of Connecticut and employed by Hartford Steam Boiler Insurance and Inspection during the period 10/26/92 to 5/12/94 and state that to the best of my knowledge and belief, the owner has performed examinations and has taken corrective measures described in this owner's report in accordance with the requirements of ASME Code, Section XI.

By signing this certificate neither the inspector nor his employer makes any warranty, expressed or implied, concerning the examinations and corrective measures described in the Owner's Report. Furthermore, neither the inspector nor his employer shall be liable in any manner for any personal injury, property damage, or loss of any kind arising from or connected with this inspection.

Inspector's Signature: ELIZABETH YORK York Commissions: CT 1137

Date: 12 MAY 1994

# Form NIS-2 OWNERS REPORT FOR REPAIRS OR REPLACEMENTS

1. OWNER: Northeast Utilities Service Co. Date: 1/31/94  
P. O. Box 128, Waterford CT

2. PLANT: Millstone Nuclear Power Station Unit #3

3. Work Performed By: Generation Construction  
 Address: P. O. Box 128, Waterford CT

AWO Numbers  
M3-93-03913 M3-93-03914  
M3-93-03924 M3-93-03925  
M3-93-05585  
 CODE CLASS: 1

4. SYSTEM: RCS

5. Applicable Const. Code: ASME III, Edition: 1986 Addenda: 86  
Code Edition of Section XI Utilized for work 1983, S83  
Code Case N249-10

## 6. IDENTIFICATION OF COMPONENTS REPAIRED OR REPLACED:

Components ID Number	Name of Manufacture	Mfrs. S/N.	Nat'l Board No.	Repair / Replacement	ASME Stamped
3RCS1SUP4-19	Paul Monroe	14310-161	N/A	Modify	No
3RCS1SUP4-45	Paul Monroe	14310-187	N/A	Modify	No
3RCS1SUP4-43	Paul Monroe	14310-185	N/A	Modify	No
3RCS1SUP4-39	Paul Monroe	14310-181	N/A	Modify	No
3RCS1SUP4-25	Paul Monroe	14310-167	N/A	Modify	No

7. Description of work: Install Functional Testing Hardware For Hydraulic Snubbers to Test Inplace.

8. Test Conducted:  
 Hydrostatic < > Pneumatic < > Normal Operating Pressure < > Other <X> VT

## CERTIFICATE OF COMPLIANCE

We certify that the statements made in the report are correct and this repair conforms to the rules of ASME Code, Section XI

Signed: [Signature] Date: 1-31-94

## CERTIFICATE OF INSERVICE INSPECTION

I, the undersigned, holding a valid commission issued by the National Board of Boiler and Pressure Vessel Inspectors and the State of Connecticut and employed by Hartford Steam Boiler Insurance and Inspection during the period 7.23.93 to 2.3.94, and state that to the best of my knowledge and belief, the owner has performed examinations and has taken corrective measures described in this owner's report in accordance with the requirements of ASME Code, Section XI.

By signing this certificate neither the inspector nor his employer makes any warranty, expressed or implied, concerning the examinations and corrective measures described in the Owner's Report. Furthermore, neither the inspector nor his employer shall be liable in any manner for any personal injury, property damage, or loss of any kind arising from or connected with this inspection.

Inspector's Signature: [Signature] Commissions: CT1137  
 Date: 2/3/94

# Form NIS-2 OWNERS REPORT FOR REPAIRS OR REPLACEMENTS

1. OWNER: Northeast Utilities Service Co. Date: 1/31/94  
P. O. Box 128, Waterford CT
2. PLANT: Millstone Nuclear Power Station Unit #3
3. Work Performed By: Generation Construction AWO Numbers  
 Address: P. O. Box 128, Waterford CT M3-93-05135 M3-93-05134  
M3-93-05090
4. SYSTEM: SIL CODE CLASS: 1
5. Applicable Const. Code: ASME III, Edition: 1971 Addenda: S73  
Code Edition of Section XI Utilized for work 1983, S83

## 6. IDENTIFICATION OF COMPONENTS REPAIRED OR REPLACED:

Components ID Number	Name of Manufacture	Mfrs. S/N.	Nat'l Board No.	Repair / Replacement	ASME Stamped
3SIL1PSSP-459	ITT GRINNEL	3507	N/A	Replacement	No
3SIL1PSSP-414	ITT GRINNEL	16548	N/A	Replacement	No
3SIL1PSSP-1051	ITT GRINNEL	29354	N/A	Replacement	No

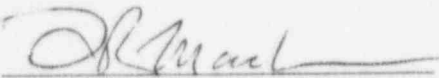
7. Description of work: Snubbers replaced

8. Test Conducted:

Hydrostatic < > Pneumatic < > Normal Operating Pressure < > Other < X > VT

## CERTIFICATE OF COMPLIANCE

We certify that the statements made in the report are correct and this repair conforms to the rules of ASME Code, Section XI


Signed: 

Date: 1-31-94

## CERTIFICATE OF INSERVICE INSPECTION

I, the undersigned, holding a valid commission issued by the National Board of Boiler and Pressure Vessel Inspectors and the State of Connecticut and employed by Hartford Steam Boiler Insurance and Inspection during the period 8.2.92 to 2.3.94, and state that to the best of my knowledge and belief, the owner has performed examinations and has taken corrective measures described in this owner's report in accordance with the requirements of ASME Code, Section XI.

By signing this certificate neither the inspector nor his employer makes any warranty, expressed or implied, concerning the examinations and corrective measures described in the Owner's Report. Furthermore, neither the inspector nor his employer shall be liable in any manner for any personal injury, property damage, or loss of any kind arising from or connected with this inspection.

Inspector's Signature: 

Commissions: 61127

Date: 2.2.94

Form NIS-2 OWNERS REPORT FOR REPAIRS OR REPLACEMENTS

1. OWNER: Northeast Utilities Service Co. Date: 1/31/94  
P. O. Box 128, Waterford CT
2. PLANT: Millstone Nuclear Power Station Unit 1
3. Work Performed By: Generation Construction AWO Numbers  
 Address: P. O. Box 128, Waterford CT M3-93-05138  
M3-93-05082
4. SYSTEM: RCS CODE CLASS: 1
5. Applicable Const. Code: ASME III, Edition: 1971 Addenda: S73  
Code Edition of Section XI Utilized for work 1983, S83

6. IDENTIFICATION OF COMPONENTS REPAIRED OR REPLACED:

Components ID Number	Name of Manufacture	Mfrs. S/N.	Nat'l Board No.	Repair / Replacement	ASME Stamped
3RCS1PSSP-914	ITT GRINNEL	20519	N/A	Replacement	No
3RCS1PSSP-1068	ITT GRINNEL	20996	N/A	Replacement	No

7. Description of work: Snubbers replaced
8. Test Conducted:  
 Hydrostatic < > Pneumatic < > Normal Operating Pressure < > Other <X> VT

CERTIFICATE OF COMPLIANCE

We certify that the statements made in the report are correct and this repair conforms to the rules of ASME Code, Section XI

Signed: [Signature] Date: 1-31-94

CERTIFICATE OF INSERVICE INSPECTION

I, the undersigned, holding a valid commission issued by the National Board of Boiler and Pressure Vessel Inspectors and the State of Connecticut and employed by Hartford Steam Boiler Insurance and Inspection during the period 8-2-93 to 2-3-94, and state that to the best of my knowledge and belief, the owner has performed examinations and has taken corrective measures described in this owner's report in accordance with the requirements of ASME Code, Section XI.

By signing this certificate neither the inspector nor his employer makes any warranty, expressed or implied, concerning the examinations and corrective measures described in the Owner's Report. Furthermore, neither the inspector nor his employer shall be liable in any manner for any personal injury, property damage, or loss of any kind arising from or connected with this inspection.

Inspector's Signature: [Signature] Commissions: CT 1137  
 Date: 02/03/94

Form NIS-2 OWNERS REPORT FOR REPAIRS OR REPLACEMENTS

1. OWNER: Northeast Utilities Service Co. Date: 12/14/93  
P. O. Box 128, Waterford CT
2. PLANT: Millstone Nuclear Power Station Unit #3
3. Work Performed By: Maintenance AWO Numbers  
 Address: P. O. Box 128, Waterford CT M3-93-09403
4. SYSTEM: RCS CODE CLASS: 1
5. Applicable Const. Code: ASME III, Edition: 1971 Addenda: W72  
Code Edition of Section XI Utilized for work 1983, S83

6. IDENTIFICATION OF COMPONENTS REPAIRED OR REPLACED:

Components ID Number	Name of Manufacture	Mfrs. S/N.	Nat'l Board No.	Repair / Replacement	ASME Stamped
3RCS*SV8010A	Crosby	0103	N/A	Replacement	Yes

7. Description of work: Replace Valve with Spare S/N 0101; and spare had nozzle, diisk insert, and bellows.

8. Test Conducted:

Hydrostatic < > Pneumatic < > Normal Operating Pressure < X > Other < >

CERTIFICATE OF COMPLIANCE

We certify that the statements made in the report are correct and this replacement conforms to the rules of ASME Code, Section XI

Signed: DR Muck

Date: 10-26-94

CERTIFICATE OF INSERVICE INSPECTION

I, the undersigned, holding a valid commission issued by the National Board of Boiler and Pressure Vessel Inspectors and the State of NEW YORK and employed by Hartford Steam Boiler Insurance and Inspection during the period 7/27/93 to 11/2/94, and state that to the best of my knowledge and belief, the owner has performed examinations and has taken corrective measures described in this owner's report in accordance with the requirements of ASME Code, Section XI.

By signing this certificate neither the inspector nor his employer makes any warranty, expressed or implied, concerning the examinations and corrective measures described in the Owner's Report. Furthermore, neither the inspector nor his employer shall be liable in any manner for any personal injury, property damage, or loss of any kind arising from or connected with this inspection.

Inspector's Signature: Russell B. Miller

Commissions: NY 2498

Date: 11/2/94



# Form NIS-2 OWNERS REPORT FOR REPAIRS OR REPLACEMENTS

1. OWNER: Northeast Utilities Service Co. Date: 1/14/94  
P. O. Box 128, Waterford CT
2. PLANT: Millstone Nuclear Power Station Unit #3
3. Work Performed By: Maintenance AWO Numbers  
 Address: P. O. Box 128, Waterford CT M3-93-17731
4. SYSTEM: RCS CODE CLASS: 1
5. Applicable Const. Code: ASME III, Edition: 1983 Addenda: S83  
Code Edition of Section XI Utilized for work 1983, S83
6. IDENTIFICATION OF COMPONENTS REPAIRED OR REPLACED:

Components ID Number	Name of Manufacture	Mfrs. S/N.	Nat'l Board No.	Repair / Replacement	ASME Stamped
3RCS*PIC	Westinghouse	*	N/A	Replacement	No

7. Description of work: Replaced Seal Cartridge Hold Down Bolts (\* HT. Code M26364)
8. Test Conducted:  
Hydrostatic < > Pneumatic < > Normal Operating Pressure < > Other <X>  
actual installation performed via awo M3-93-05875 \*VT 1

## CERTIFICATE OF COMPLIANCE

We certify that the statements made in the report are correct and this repair / replacement conforms to the rules of ASME Code, Section XI

Signed: [Signature] Date: 1-14-94

## CERTIFICATE OF INSERVICE INSPECTION

I, the undersigned, holding a valid commission issued by the National Board of Boiler and Pressure Vessel Inspectors and the State of Connecticut and employed by Hartford Steam Boiler Insurance and Inspection during the period 08/14/94 to 10/14/93, and state that to the best of my knowledge and belief, the owner has performed examinations and has taken corrective measures described in this owner's report in accordance with the requirements of ASME Code, Section XI.

By signing this certificate neither the inspector nor his employer makes any warranty, expressed or implied, concerning the examinations and corrective measures described in the Owner's Report. Furthermore, neither the inspector nor his employer shall be liable in any manner for any personal injury, property damage, or loss of any kind arising from or connected with this inspection.

Inspector's Signature: E. YORAK [Signature]

Commissions: CT 1137 NB 9384

Date: APRIL 11, 1994

Form NIS-2 OWNERS REPORT FOR REPAIRS OR REPLACEMENTS

1. OWNER: Northeast Utilities Service Co. Date: 12/17/93  
P. O. Box 128, Waterford CT
2. PLANT: Millstone Nuclear Power Station Unit #3
3. Work Performed By: Westinghouse AWO Numbers  
Address: P. O. Box 128, Waterford CT M3-93-18061 & M3-93-18504
4. SYSTEM: RCS CODE CLASS: 1
5. Applicable Const. Code: ASME III, Edition: 1971 Addenda: S73  
Case Edition of Section XI Utilized for work 1983, S83

6. IDENTIFICATION OF COMPONENTS REPAIRED OR REPLACED:

Components ID Number	Name of Manufacture	Mfrs. S/N.	Nat'l Board Serial	Repair / Replacement	ASME Stamped
3RCS*SG1A	Westinghouse	NEGT1776	W13584	Repair	Yes
3RCS*SG1C	Westinghouse	NEGT1778	W15216	Repair	Yes

7. Description of work: Steam Generator Tubes Plugged

8. Test Conducted:  
Hydrostatic < > Pneumatic < > Normal Operating Pressure < > Other < >

CERTIFICATE OF COMPLIANCE

We certify that the statements made in the report are correct and this repair conforms to the rules of ASME Code, Section XI

Signed: *J. R. Mac* Date: 1-28-94

CERTIFICATE OF INSERVICE INSPECTION

I, the undersigned, holding a valid commission issued by the National Board of Boiler and Pressure Vessel Inspectors and the State of Connecticut and employed by Hartford Steam Boiler Insurance and Inspection during the period 9-8-93 to 1-28-94, and state that to the best of my knowledge and belief, the owner has performed examinations and has taken corrective measures described in this owner's report in accordance with the requirements of ASME Code, Section XI.

By signing this certificate neither the inspector nor his employer makes any warranty, expressed or implied, concerning the examinations and corrective measures described in the Owner's Report. Furthermore, neither the inspector nor his employer shall be liable in any manner for any personal injury, property damage, or loss of any kind arising from or connected with this inspection.

Inspector's Signature: *E. J. ...* Commissions: CT1127  
NIS 9384  
Date: 1/28/94



# Form NIS-2 OWNERS REPORT FOR REPAIRS OR REPLACEMENTS

1. OWNER: Northeast Utilities Service Co. Date: 4/22/94  
P. O. Box 128, Waterford CT
2. PLANT: Millstone Nuclear Power Station Unit #3
3. Work Performed By: Maintenance AWO Numbers  
 Address: P. O. Box 128, Waterford CT M3-93-23498
4. SYSTEM: RCS CODE CLASS: 1
5. Applicable Const. Code: ASME III, Edition: 1974 Addenda: S74  
Case Edition of Section XI Utilized for work 1983, S83

## 6. IDENTIFICATION OF COMPONENTS REPAIRED OR REPLACED:

Components ID Number	Name of Manufacture	Mfrs. S/N	Nat'l Board Number	Repair / Replacement	ASME Stamped
3RCS*PIA	Westinghouse	8-1162E93G03	87	Replacement	YES

7. Description of work: <sup>#2</sup> Replace Seal Housing Cap Screws part # 4936A90H20 (mpsn 387-116-1)  
 S/N's 10116, 10117, 10118, 10119, 10120, 10131, 10132, & 10133.

8. Test Conducted:  
Hydrostatic < > Pneumatic < > Normal Operating Pressure < > Other < X > VT

## CERTIFICATE OF COMPLIANCE

We certify that the statements made in the report are correct and this replacement conforms to the rules of ASME Code, Section XI

Signed: [Signature] Date: 5-9-94

## CERTIFICATE OF INSERVICE INSPECTION

I, the undersigned, holding a valid commission issued by the National Board of Boiler and Pressure Vessel Inspectors and the State of Connecticut and employed by Hartford Steam Boiler Insurance and Inspection during the period 9/25/93 to 10/28/93, and state that to the best of my knowledge and belief, the owner has performed examinations and has taken corrective measures described in this owner's report in accordance with the requirements of ASME Code, Section XI.

By signing this certificate neither the inspector nor his employer makes any warranty, expressed or implied, concerning the examinations and corrective measures described in the Owner's Report. Furthermore, neither the inspector nor his employer shall be liable in any manner for any personal injury, property damage, or loss of any kind arising from or connected with this inspection.

Inspector's Signature: ELIZABETH YORK [Signature] Commissions: CT 1137

Date: 13 MAY 1994

# Form NIS-2 OWNERS REPORT FOR REPAIRS OR REPLACEMENTS

1. OWNER: Northeast Utilities Service Co. Date: 11/23/93  
P. O. Box 128, Waterford CT
2. PLANT: Millstone Nuclear Power Station Unit #3
3. Work Performed By: Maintenance AWO Numbers  
Address: P. O. Box 128, Waterford CT M3-93-23499
4. SYSTEM: RCS CODE CLASS: 1
5. Applicable Const. Code: ASME III, Edition: 1974 Addenda: S74  
Case Edition of Section XI Utilized for work 1983, S83

## 6. IDENTIFICATION OF COMPONENTS REPAIRED OR REPLACED:

Components ID Number	Name of Manufacture	Mfrs. S/N	Nat'l Board Number	Repair / Replacement	ASME Stamped
3RCS*P1D	Westinghouse	7-1162E93G03	86	Replacement	YES

7. Description of work: <sup>#2</sup> Replace Seal Housing Cap Screws Part # 4936A90H20 (mpsn387-116-1)\*  
S/N's 10127, 10128, 10129, 10130, 10130, 10134, 10138, 10141, & 10142.

8. Test Conducted:  
Hydrostatic < > Pneumatic < > Normal Operating Pressure < > Other < X > VT

## CERTIFICATE OF COMPLIANCE

We certify that the statements made in the report are correct and this replacement conforms to the rules of ASME Code, Section XI

Signed: 2 R Muehl Date: 5-9-94

## CERTIFICATE OF INSERVICE INSPECTION

I, the undersigned, holding a valid commission issued by the National Board of Boiler and Pressure Vessel Inspectors and the State of Connecticut and employed by Hartford Steam Boiler Insurance and Inspection during the period 9/26/93 to 10/28/93, and state that to the best of my knowledge and belief, the owner has performed examinations and has taken corrective measures described in this owner's report in accordance with the requirements of ASME Code, Section XI.

By signing this certificate neither the inspector nor his employer makes any warranty, expressed or implied, concerning the examinations and corrective measures described in the Owner's Report. Furthermore, neither the inspector nor his employer shall be liable in any manner for any personal injury, property damage, or loss of any kind arising from or connected with this inspection.

Inspector's Signature: ELIZABETH YORK E York Commissions: CT 1137

Date: 13 MAY 1994

# Form NIS-2 OWNERS REPORT FOR REPAIRS OR REPLACEMENTS

1. OWNER: Northeast Utilities Service Co. Date: 5/2/94  
P. O. Box 128, Waterford CT
2. PLANT: Millstone Nuclear Power Station Unit 3
3. Work Performed By: Unit 3 Maintenance AWO Numbers  
Address: P. O. Box 128, Waterford CT MP3-93-23995
4. SYSTEM: CHS/3304A CODE CLASS: 1
5. Applicable Const. Code: ASME III Edition: 1971 Addenda: S73  
Case Edition of: Section XI Utilized for work 1983, S83
6. IDENTIFICATION OF COMPONENTS REPAIRED OR REPLACED:

Components ID Number	Name of Manufacturer	Mfrs. S/N.	Nat'l Board Number	Repair / Replacement	ASME Stamped
3CHS-150-689-1	N/A	N/A	N/A	REPAIR	NO

7. Description of work: Increase the length of the piping by installing a 2" spacer to facilitate installation of a new RCP.
8. Test Conducted:  
Hydrostatic ☐ Pneumatic ☐ Normal Operating Pressure ☒ Other ☐

## CERTIFICATE OF COMPLIANCE

We certify that the statements made in the report are correct and this repair / replacement (circle one) conforms to the rules of ASME Code, Section XI.

Signed: DR MacL

Date: 5-4-94

## CERTIFICATE OF INSERVICE INSPECTION

I, the undersigned, holding a valid commission issued by the National Board of Boiler and Pressure Vessel Inspectors and the State of Connecticut and employed by Hartford Steam Boiler Insurance and Inspection during the period 10/2/93 to 10/16/97, and state that to the best of my knowledge and belief, the owner has performed examinations and has taken corrective measures described in this owner's report in accordance with the requirements of ASME Code, Section XI.

By signing this certificate neither the inspector nor his employer makes any warranty, expressed or implied, concerning the examinations and corrective measures described in the Owner's Report. Furthermore, neither the inspector nor his employer shall be liable in any manner for any personal injury, property damage, or loss of any kind arising from or connected with this inspection.

Inspector's Signature: E. J. ANZILONE

Commissions: CT 1137

Date: 6/9/93

# Form NIS-2 OWNER'S REPORT FOR REPAIRS OR REPLACEMENTS

1. OWNER: Northeast Utilities Service Co. Date: 4/15/94  
P. O. Box 128, Waterford CT
2. PLANT: Millstone Nuclear Power Station Unit 3
3. Work Performed By: U3 Maintenance AWO Numbers  
 Address: P. O. Box 128, Waterford CT M3-93-24058
4. SYSTEM: CHS CODE CLASS: 1
5. Applicable Const. Code: ASME III Edition: 1971 Addenda: S73  
 Case Edition of: Section XI Utilized for work 1983, S83
6. IDENTIFICATION OF COMPONENTS REPAIRED OR REPLACED:

Components ID Number	Name of Manufacturer	Mfrs. S/N.	Nat'l Board Number	Repair / Replacement	ASME Stamped
3CHS-150-686-1	Stone & Webster	NA	NA	Repair	NO

7. Description of work: Modified CHS Piping in order to install new pump
8. Test Conducted:  
 Hydrostatic ☐ Pneumatic ☐ Normal Operating Pressure ☒ Other ☐

## CERTIFICATE OF COMPLIANCE

We certify that the statements made in the report are correct and this replacement conforms to the rules of ASME Code, Section XI.

Signed: [Signature]

Date: 6-8-94

## CERTIFICATE OF INSERVICE INSPECTION

I, the undersigned, holding a valid commission issued by the National Board of Boiler and Pressure Vessel Inspectors and the State of Connecticut and employed by Hartford Steam Boiler Insurance and Inspection during the period 10/6/93 to 10/6/98, and state that to the best of my knowledge and belief, the owner has performed examinations and has taken corrective measures described in this owner's report in accordance with the requirements of ASME Code, Section XI.

By signing this certificate neither the inspector nor his employer makes any warranty, expressed or implied, concerning the examinations and corrective measures described in the Owner's Report. Furthermore, neither the inspector nor his employer shall be liable in any manner for any personal injury, property damage, or loss of any kind arising from or connected with this inspection.

Inspector's Signature: [Signature] Commissions: CT1137

Date: 6/8/94

# Form NIS-2 OWNERS REPORT FOR REPAIRS OR REPLACEMENTS

1. OWNER: Northeast Utilities Service Co. Date: 12/15/93  
P. O. Box 128, Waterford CT
2. PLANT: Millstone Nuclear Power Station Unit #3
3. Work Performed By: Maintenance AWO Numbers  
Address: P. O. Box 128, Waterford CT M3-93-250.31
4. SYSTEM: RCS CODE CLASS: i
5. Applicable Const. Code: ASME III, Edition: 1974 Addenda: S75  
Code Edition of Section XI Utilized for work 1983, S83

## 6. IDENTIFICATION OF COMPONENTS REPAIRED OR REPLACED:

Components ID Number	Name of Manufacture	Mfrs. S/N.	Nat'l Board No.	Repair / Replacement	ASME Stamped
3RCS*AV8037C	Copes Vulcan	7620	1975	Replace	Yes

7. Description of work: Replace Valve Stem and Plug — SN 86-1 H.r. 386-00-1
8. Test Conducted:  
Hydrostatic < > Pneumatic < > Normal Operating Pressure < X > Other < >

## CERTIFICATE OF COMPLIANCE

We certify that the statements made in the report are correct and this replacement conforms to the rules of ASME Code, Section XI

Signed: [Signature]

Date: 12-16-93

## CERTIFICATE OF INSERVICE INSPECTION

I, the undersigned, holding a valid commission issued by the National Board of Boiler and Pressure Vessel Inspectors and the State of Connecticut and employed by Hartford Steam Boiler Insurance and Inspection during the period 10/6/92 to 3/17/95, and state that to the best of my knowledge and belief, the owner has performed examinations and has taken corrective measures described in this owner's report in accordance with the requirements of ASME Code, Section XI.

By signing this certificate neither the inspector nor his employer makes any warranty, expressed or implied, concerning the examinations and corrective measures described in the Owner's Report. Furthermore, neither the inspector nor his employer shall be liable in any manner for any personal injury, property damage, or loss of any kind arising from or connected with this inspection.

Inspector's Signature: [Signature]

Commissions: NB9384 4437

Date: 3/17/95

# Form NIS-2 OWNERS REPORT FOR REPAIRS OR REPLACEMENTS

1. OWNER: Northeast Utilities Service Co. Date: 3-21-95  
P. O. Box 128, Waterford CT
2. PLANT: Millstone Nuclear Power Station Unit 3
3. Work Performed By: Northeast Utilities AWO Numbers  
Address: P. O. Box 128, Waterford CT M3-94-00306
4. SYSTEM: Reactor Coolant CODE CLASS: 1
5. App. Const. Code: ASME III Edition: 1971 Addenda: W72 Code Case: N/A  
Code Edition of: Section XI Utilized for work 1983, S83

## 6. IDENTIFICATION OF COMPONENTS REPAIRED OR REPLACED:

Components ID Number	Name of Manufacturer	Mfrs. S/N.	Nat'l Board Number	Repair / Replacement	ASME Stamped
3RCS*SV8010B	Northeast Utilities	N56964-07-60	N/A	Replacement	N/A

7. Description of work: Replace valve 3RCS\*SV8010B

## 8. Test Conducted:

Hydrostatic ☐ Pneumatic ☐ Normal Operating Pressure ☐ Other ☒ 15LT WOP/NOT

## CERTIFICATE OF COMPLIANCE

We certify that the statements made in the report are correct and this replacement conforms to the rules of ASME Code, Section XI.

Signed: [Signature]

Date: 6-30-95

## CERTIFICATE OF INSERVICE INSPECTION

I, the undersigned, holding a valid commission issued by the National Board of Boiler and Pressure Vessel Inspectors and the State of NEW YORK and employed by Hartford Steam Boiler Insurance and Inspection during the period 4/12/95 to 7/9/95, and state that to the best of my knowledge and belief, the owner has performed examinations and has taken corrective measures described in this owner's report in accordance with the requirements of ASME Code, Section XI.

By signing this certificate neither the inspector nor his employer makes any warranty, expressed or implied, concerning the examinations and corrective measures described in the Owner's Report. Furthermore, neither the inspector nor his employer shall be liable in any manner for any personal injury, property damage, or loss of any kind arising from or connected with this inspection.

Inspector's Signature: Russell B. Miller

Commissions: NY 2498

Date: 7/19/95



# Form NIS-2 OWNERS REPORT FOR REPAIRS OR REPLACEMENTS

1. OWNER: Northeast Utilities Service Co. Date: 3-21-95  
P. O. Box 128, Waterford CT
2. PLANT: Millstone Nuclear Power Station Unit 3
3. Work Performed By: Northeast Utilities AWO Numbers  
 Address: P. O. Box 128, Waterford CT M3-94-00351
4. SYSTEM: Reactor Coolant CODE CLASS: 1
5. App. Const. Code: ASME III Edition: 1971 Addenda: W72 Code Case: N/A  
 Code Edition of: Section XI Utilized for work 1983, S83

## 6. IDENTIFICATION OF COMPONENTS REPAIRED OR REPLACED:

Components ID Number	Name of Manufacturer	Mfrs. S/N.	Nat'l Board Number	Repair / Replacement	ASME Stamped
3RCS*SV8010C	Northeast Utilities	N56964-7-103	N/A	Replacement	N/A

7. Description of work: Replace valve 3RCS\*SV8010C

8. Test Conducted:

Hydrostatic ☐ Pneumatic ☐ Normal Operating Pressure ☐ Other ☒ 15 Lf  
NOP/NOT

## CERTIFICATE OF COMPLIANCE

We certify that the statements made in the report are correct and this replacement conforms to the rules of ASME Code, Section XI.

Signed: RR Mac

Date: 7-10-95

## CERTIFICATE OF INSERVICE INSPECTION

I, the undersigned, holding a valid commission issued by the National Board of Boiler and Pressure Vessel Inspectors and the State of Connecticut and employed by Hartford Steam Boiler Insurance and Inspection during the period 3-29-95 to 6-2-95, and state that to the best of my knowledge and belief, the owner has performed examinations and has taken corrective measures described in this owner's report in accordance with the requirements of ASME Code, Section XI.

By signing this certificate neither the inspector nor his employer makes any warranty, expressed or implied, concerning the examinations and corrective measures described in the Owner's Report. Furthermore, neither the inspector nor his employer shall be liable in any manner for any personal injury, property damage, or loss of any kind arising from or connected with this inspection.

Inspector's Signature: [Signature]

Commissions: CT1137

Date: 7/11/95

# Form NIS-2 OWNERS REPORT FOR REPAIRS OR REPLACEMENTS

1. OWNER: Northeast Utilities Service Co. Date: 6/30/95  
P. O. Box 128, Waterford CT
2. PLANT: Millstone Nuclear Power Station Unit 3
3. Work Performed By: Maintenance AWO Numbers  
M3 94 04542
4. SYSTEM: RCS CODE CLASS: 1
5. Applicable Const. Code: ASME III Edition: 1971 Addenda: S73  
 Code Edition of: Section XI Utilized for work 83 S 83
6. IDENTIFICATION OF COMPONENTS REPAIRED OR REPLACED:

Components ID Number	Name of Manufacturer	Mfrs. S/N.	Nat'l Board Number	Repair / Replacement	ASME Stamped
3RCS*V107	Westinghouse	10000CS88000 0A000S740007	N/A	Replacement	Yes

7. Description of work: Replace Studs and Nuts for Valve 3RCS\*V107
8. Test Conducted:  
 Hydrostatic ☐ Pneumatic ☐ Normal Operating Pressure ☒ Other ☒ VT

## CERTIFICATE OF COMPLIANCE

We certify that the statements made in the report are correct and this replacement conforms to the rules of ASME Code, Section XI.

Signed: DR Mal Date: 06-30-95

## CERTIFICATE OF INSERVICE INSPECTION

I, the undersigned, holding a valid commission issued by the National Board of Boiler and Pressure Vessel Inspectors and the State of Connecticut and employed by Hartford Steam Boiler Insurance and Inspection during the period 5/12/95 to 8/9/95, and state that to the best of my knowledge and belief, the owner has performed examinations and has taken corrective measures described in this owner's report in accordance with the requirements of ASME Code, Section XI.

By signing this certificate neither the inspector nor his employer makes any warranty, expressed or implied, concerning the examinations and corrective measures described in the Owner's Report. Furthermore, neither the inspector nor his employer shall be liable in any manner for any personal injury, property damage, or loss of any kind arising from or connected with this inspection.

Inspector's Signature: Erick Commissions: CA1137  
 Date: 8/9/95



# Form NIS-2 OWNERS REPORT FOR REPAIRS OR REPLACEMENTS

1. OWNER: Northeast Utilities Service Co. Date: 8-9-95  
P. O. Box 128, Waterford CT
2. PLANT: Millstone Nuclear Power Station Unit 3
3. Work Performed By: Northeast Utilities AWO Numbers  
Address: P. O. Box 128, Waterford CT M3-94-12331
4. SYSTEM: RCS CODE CLASS: 1
5. App. Const. Code: ASME III Edition: 1977 Addenda: S79 Code Case: N/A  
Code Edition of: ASME XI Utilized for work 1983 S83
6. IDENTIFICATION OF COMPONENTS REPAIRED OR REPLACED:

Components ID Number	Name of Manufacturer	Mfrs. S/N.	Nat'l Board Number	Repair / Replacement	ASME Stamped
3RCS*PCV456	Crosby	72046-00-0001	6731	Replaced	Yes
3RCS*PCV456	Garrett	P-131	N/A	Replacement	Yes

7. Description of work: Replace Valve 3RCS\*PCV456
8. Test Conducted:  
Hydrostatic ☐ Pneumatic ☐ Normal Operating Pressure ☒ Other ☐

## CERTIFICATE OF COMPLIANCE

We certify that the statements made in the report are correct and this replacement conforms to the rules of ASME Code, Section XI.

Signed: 

Date: 8-9-95

## CERTIFICATE OF INSERVICE INSPECTION

I, the undersigned, holding a valid commission issued by the National Board of Boiler and Pressure Vessel Inspectors and the State of Connecticut and employed by Hartford Steam Boiler Insurance and Inspection during the period 8/9/95 to 8/9/95 and state that to the best of my knowledge and belief, the owner has performed examinations and has taken corrective measures described in this owner's report in accordance with the requirements of ASME Code, Section XI.

By signing this certificate neither the inspector nor his employer makes any warranty, expressed or implied, concerning the examinations and corrective measures described in the Owner's Report. Furthermore, neither the inspector nor his employer shall be liable in any manner for any personal injury, property damage, or loss of any kind arising from or connected with this inspection.

Inspector's Signature: 

Commissions: 41137

Date: 8/10/95

# Form NIS-2 OWNERS REPORT FOR REPAIRS OR REPLACEMENTS

1. OWNER: Northeast Utilities Service Co. Date: 6/28/95  
P. O. Box 128, Waterford CT
2. PLANT: Millstone Nuclear Power Station Unit #3
3. Work Performed By: Maintenance AWO Numbers  
Address: P. O. Box 128, Waterford CT M3-94-16977
4. SYSTEM: RCS CODE CLASS: 1
5. Applicable Const. Code: ASME III, Edition: 1977 Addenda: S79  
Case Edition of Section XI Utilized for work 1983, S85

## 6. IDENTIFICATION OF COMPONENTS REPAIRED OR REPLACED:

Components ID Number	Name of Manufacture	Mfrs. S/N.	Nat'l Board No.	Repair / Replacement	ASME Stamped
3RCS*PORVSP	CROSBY	P-131	N/A	Replacement	Yes

7. Description of work: Spare PORV was overhauled and the plug required replacement due to steam cutting. S/N of replacement plug-N96012-56-0102.

8. Test Conducted:  
Hydrostatic < >    Pneumatic < >    Normal Operating Pressure < X >    Other < >

## CERTIFICATE OF COMPLIANCE

We certify that the statements made in the report are correct and this replacement conforms to the rules of ASME Code, Section XI

Signed:  Date: 6/28/95

## CERTIFICATE OF INSERVICE INSPECTION

I, the undersigned, holding a valid commission issued by the National Board of Boiler and Pressure Vessel Inspectors and the State of Connecticut and employed by Hartford Steam Boiler Insurance and Inspection during the period 6/12/91 to 6/28/95, and state that to the best of my knowledge and belief, the owner has performed examinations and has taken corrective measures described in this owner's report in accordance with the requirements of ASME Code, Section XI.

By signing this certificate neither the inspector nor his employer makes any warranty, expressed or implied, concerning the examinations and corrective measures described in the Owner's Report. Furthermore, neither the inspector nor his employer shall be liable in any manner for any personal injury, property damage, or loss of any kind arising from or connected with this inspection.

Inspector's Signature:  Commissions: C7137

Date: 6/30/95 '95

# Form NIS-2 OWNERS REPORT FOR REPAIRS OR REPLACEMENTS

1. OWNER: Northeast Utilities Service Co. Date: 3-21-95  
P. O. Box 128, Waterford CT
2. PLANT: Millstone Nuclear Power Station Unit 3
3. Work Performed By: Northeast Utilities AWO Numbers  
Address: P. O. Box 128, Waterford CT M3-94-19332
4. SYSTEM: Reactor Coolant CODE CLASS: 1
5. App. Const. Code: ASME III Edition: 1971 Addenda: W72 Code Case: N/A  
Code Edition of: Section XI Utilized for work 1983, S83

## 6. IDENTIFICATION OF COMPONENTS REPAIRED OR REPLACED:

Components ID Number	Name of Manufacturer	Mfrs. S/N.	Nat'l Board Number	Repair / Replacement	ASME Stamped
3RCS*SV8010A	Northeast Utilities	N56964-07-59	N/A	Replacement	N/A

7. Description of work: Replace valve 3RCS\*SV8010A

8. Test Conducted:

Hydrostatic ☐ Pneumatic ☐ Normal Operating Pressure ☐ Other ☒ ISLT NO. 2/100T

## CERTIFICATE OF COMPLIANCE

We certify that the statements made in the report are correct and this replacement conforms to the rules of ASME Code, Section XI.

Signed: 2R Muhl

Date: 6-30-95

## CERTIFICATE OF INSERVICE INSPECTION

I, the undersigned, holding a valid commission issued by the National Board of Boiler and Pressure Vessel Inspectors and the State of New York and employed by Hartford Steam Boiler Insurance and Inspection during the period 4/12/95 to 2/19/95, and state that to the best of my knowledge and belief, the owner has performed examinations and has taken corrective measures described in this owner's report in accordance with the requirements of ASME Code, Section XI.

By signing this certificate neither the inspector nor his employer makes any warranty, expressed or implied, concerning the examinations and corrective measures described in the Owner's Report. Furthermore, neither the inspector nor his employer shall be liable in any manner for any personal injury, property damage, or loss of any kind arising from or connected with this inspection.

Inspector's Signature: Russell B. Miller

Commissions: NY 2498

Date: 2/19/95

# Form NIS-2 OWNERS REPORT FOR REPAIRS OR REPLACEMENTS

1. OWNER: Northeast Utilities Service Co. Date: 5/31/95  
P. O. Box 128, Waterford CT
2. PLANT: Millstone Nuclear Power Station Unit 3
3. Work Performed By: MES AWO Numbers  
 Address: P. O. Box 128, Waterford CT MP-95-00537
4. SYSTEM: Feedwater CODE CLASS: 1
5. Applicable Const. Code: ANSI B31.1 Edition: 1971 Addenda: S1973  
 Code Edition of: ASME XI Utilized for work 83S83
6. IDENTIFICATION OF COMPONENTS REPAIRED OR REPLACED:

Components ID Numbers	Name of Manufacturer	Mfrs. S/N.	Nat'l Board Number	Repair / Replacement	ASME Stamped
3FWS1PSSP.0429	ITT Grinell	14679	N/A	Replace	No

7. Description of Work Replaced Load Pin damaged during removal. \*
8. Test Conducted:  
 Hydrostatic ☐ Pneumatic ☐ Normal Operating Pressure ☐ Other ☒ Functional & Visual

## CERTIFICATE OF COMPLIANCE

We certify that the statements made in the report are correct and this modification conforms to the rules of ASME Code, Section XI.

Signed: [Signature] Date: 5/31/95

\* min 306-014-589

## CERTIFICATE OF INSERVICE INSPECTION

I, the undersigned, holding a valid commission issued by the National Board of Boiler and Pressure Vessel Inspectors and the State of Connecticut and employed by Hartford Steam Boiler Insurance and Inspection during the period — to 6/1/95, and state that to the best of my knowledge and belief, the owner has performed examinations and has taken corrective measures described in this owner's report in accordance with the requirements of ASME Code, Section XI.

By signing this certificate neither the inspector nor his employer makes any warranty, expressed or implied, concerning the examinations and corrective measures described in the Owner's Report. Furthermore, neither the inspector nor his employer shall be liable in any manner for any personal injury, property damage, or loss of any kind arising from or connected with this inspection.

Inspector's Signature: [Signature] Commissions: CT 127  
 Date: 6/1/95

DR

# Form NIS-2 OWNERS REPORT FOR REPAIRS OR REPLACEMENTS

1. OWNER: Northeast Utilities Service Co. Date: 5/31/95  
P. O. Box 128, Waterford CT
2. PLANT: Millstone Nuclear Power Station Unit 3
3. Work Performed By: MES AWO Numbers  
Address: P. O. Box 128, Waterford CT MP-95-00549
4. SYSTEM: Reactor Coolant CODE CLASS: 1
5. Applicable Const. Code: ANSI B31.1 Edition: 1971 Addenda: S1973  
Code Edition of: ASME XI Utilized for work 83S83
6. IDENTIFICATION OF COMPONENTS REPAIRED OR REPLACED:

	Components ID Numbers	Name of Manufacturer	Mfrs. S/N.	Nat'l Board Number	Repair / Replacement	ASME Stamped
Old:	3RCS1PSSP.0105	ITT Grinell	7740	N/A	Replace	No
New:	Same	Same	15102	Same	Same	Same

7. Description of Work Snubber S/N 7740 Failed Functional Test, was replaced by S/N 15102.
8. Test Conducted:  
Hydrostatic ☐ Pneumatic ☐ Normal Operating Pressure ☐ Other ☒ Functional & Visual

\* NRC T2-280-004-26

## CERTIFICATE OF COMPLIANCE

We certify that the statements made in the report are correct and this modification conforms to the rules of ASME Code, Section XI.

Signed: [Signature] Date: 5/31/95

## CERTIFICATE OF INSERVICE INSPECTION

I, the undersigned, holding a valid commission issued by the National Board of Boiler and Pressure Vessel Inspectors and the State of Connecticut and employed by Hartford Steam Boiler Insurance and Inspection during the period      to 6/1/95, and state that to the best of my knowledge and belief, the owner has performed examinations and has taken corrective measures described in this owner's report in accordance with the requirements of ASME Code, Section XI.

By signing this certificate neither the inspector nor his employer makes any warranty, expressed or implied, concerning the examinations and corrective measures described in the Owner's Report. Furthermore, neither the inspector nor his employer shall be liable in any manner for any personal injury, property damage, or loss of any kind arising from or connected with this inspection.

Inspector's Signature: [Signature] Commissions: CT1137

Date: 6/1/95

# Form NIS-2 OWNERS REPORT FOR REPAIRS OR REPLACEMENTS

1. OWNER: Northeast Utilities Service Co. Date: 7-18-95  
P. O. Box 128, Waterford CT
2. PLANT: Millstone Nuclear Power Station Unit 3
3. Work Performed By: Northeast Utilities AWO Numbers  
 Address: P. O. Box 128, Waterford CT M3-95-01552
4. SYSTEM: RCS CODE CLASS: 1
5. App. Const. Code: ASME III Edition: 1971 Addenda: S73 Code Case: N/A  
 Code Edition of: ASME XI Utilized for work 1983 S83

## 6. IDENTIFICATION OF COMPONENTS REPAIRED OR REPLACED:

Components ID Number	Name of Manufacturer	Mfrs. S/N.	Nat'l Board Number	Repair / Replacement	ASME Stamped
3RCS*RV1	Combustion Eng	7272	22003	Modification	N/A

7. Description of work: Drill and tapped bottom of reactor vessel for LPM system
8. Test Conducted:  
 Hydrostatic ☐ Pneumatic ☐ Normal Operating Pressure ☐ Other ☐ N/A

## CERTIFICATE OF COMPLIANCE

We certify that the statements made in the report are correct and this replacement conforms to the rules of ASME Code, Section XI.

Signed:  Date: 7-18-95

## CERTIFICATE OF INSERVICE INSPECTION

I, the undersigned, holding a valid commission issued by the National Board of Boiler and Pressure Vessel Inspectors and the State of NEW YORK and employed by Hartford Steam Boiler Insurance and Inspection during the period 4/20/95 to 7/18/95 and state that to the best of my knowledge and belief, the owner has performed examinations and has taken corrective measures described in this owner's report in accordance with the requirements of ASME Code, Section XI.

By signing this certificate neither the inspector nor his employer makes any warranty, expressed or implied, concerning the examinations and corrective measures described in the Owner's Report. Furthermore, neither the inspector nor his employer shall be liable in any manner for any personal injury, property damage, or loss of any kind arising from or connected with this inspection.

Inspector's Signature: Russell B. Miller Commissions: NY 2498 Date: 7/18/95



# Form NIS-2 OWNERS REPORT FOR REPAIRS OR REPLACEMENTS #1 of 2

1. OWNER: Northeast Utilities Service Co. Date: 5/31/95  
P. O. Box 128, Waterford CT
2. PLANT: Millstone Nuclear Power Station Unit 3
3. Work Performed By: MES AWO Numbers  
Address: P. O. Box 128, Waterford CT MP-95-02155
4. SYSTEM: S/G Blowdown CODE CLASS: 1
5. Applicable Const. Code: ANSI B31.1 Edition: 1971 Addenda: S1973  
Code Edition of: ASME XI Utilized for work 83S83
6. IDENTIFICATION OF COMPONENTS REPAIRED OR REPLACED:

	Components ID Numbers	Name of Manufacturer	Mfrs. S/N.	Nat'l Board Number	Repair / Replacement	ASME Stamped
Old:	3BDG1PSSP.0461	ITT Grinell	17051	N/A	Replace	No
New:	Same	Same	12868	Same	Same	Same

7. Description of Work Replaced Snubber S/N 17051 with S/N 12868<sup>\*</sup> based on good engineering judgement
8. Test Conducted:  
Hydrostatic ☐ Pneumatic ☐ Normal Operating Pressure ☐ Other ☒ Functional & Visual

## CERTIFICATE OF COMPLIANCE

We certify that the statements made in the report are correct and this modification conforms to the rules of ASME Code, Section XI.

Signed: [Signature] Date: 5/31/95

\* Per B1-59-2

## CERTIFICATE OF INSERVICE INSPECTION

I, the undersigned, holding a valid commission issued by the National Board of Boiler and Pressure Vessel Inspectors and the State of Connecticut and employed by Hartford Steam Boiler Insurance and Inspection during the period — to June 95, and state that to the best of my knowledge and belief, the owner has performed examinations and has taken corrective measures described in this owner's report in accordance with the requirements of ASME Code, Section XI.

By signing this certificate neither the inspector nor his employer makes any warranty, expressed or implied, concerning the examinations and corrective measures described in the Owner's Report. Furthermore, neither the inspector nor his employer shall be liable in any manner for any personal injury, property damage, or loss of any kind arising from or connected with this inspection.

Inspector's Signature: [Signature] Commissions: CT4137  
Date: June 1995

# Form NIS-2 OWNERS REPORT FOR REPAIRS OR REPLACEMENTS #2 of 2

1. OWNER: Northeast Utilities Service Co. Date: 5/31/95  
P. O. Box 128, Waterford CT
2. PLANT: Millstone Nuclear Power Station Unit 3
3. Work Performed By: MES AWO Numbers  
Address: P. O. Box 128, Waterford CT MP-95-02155
4. SYSTEM: S/G Blowdown CODE CLASS: 1
5. Applicable Const. Code: ANSI B31.1 Edition: 1971 Addenda: S1973  
Code Edition of: ASME XI Utilized for work 83S83
6. IDENTIFICATION OF COMPONENTS REPAIRED OR REPLACED:

Components ID Numbers	Name of Manufacturer	Mfrs. S/N.	Nat'l Board Number	Repair / Replacement	ASME Stamped
3BDG1PSSP.0461	ITT Grinnell	12868	N/A	Replace	No

7. Description of Work Replace Load Stud damaged during removal. \*
8. Test Conducted:  
Hydrostatic ☐ Pneumatic ☐ Normal Operating Pressure ☐ Other ☒ Functional & Visual

## CERTIFICATE OF COMPLIANCE

We certify that the statements made in the report are correct and this modification conforms to the rules of ASME Code, Section XI.

Signed: [Signature] Date: 5/31/95

## CERTIFICATE OF INSERVICE INSPECTION

I, the undersigned, holding a valid commission issued by the National Board of Boiler and Pressure Vessel Inspectors and the State of Connecticut and employed by Hartford Steam Boiler Insurance and Inspection during the period \_\_\_\_\_ to June 95, and state that to the best of my knowledge and belief, the owner has performed examinations and has taken corrective measures described in this owner's report in accordance with the requirements of ASME Code, Section XI.

By signing this certificate neither the inspector nor his employer makes any warranty, expressed or implied, concerning the examinations and corrective measures described in the Owner's Report. Furthermore, neither the inspector nor his employer shall be liable in any manner for any personal injury, property damage, or loss of any kind arising from or connected with this inspection.

Inspector's Signature: [Signature] Commissions: CT 1137  
Date: 1 June 1995



# Form NIS-2 OWNERS REPORT FOR REPAIRS OR REPLACEMENTS

1. OWNER: Northeast Utilities Service Co. Date: 5/31/95  
P. O. Box 128, Waterford CT
2. PLANT: Millstone Nuclear Power Station Unit 3
3. Work Performed By: MES AWO Numbers  
Address: P. O. Box 128, Waterford CT MP-95-02162
4. SYSTEM: Low Pressure CODE CLASS: 1  
Safety Injection
5. Applicable Const. Code: ANSI B31.1 Edition: 1971 Addenda: S1973  
Code Edition of: ASME XI Utilized for work 83S83
6. IDENTIFICATION OF COMPONENTS REPAIRED OR REPLACED:

Components ID Numbers	Name of Manufacturer	Mfrs. S/N.	Nat'l Board Number	Repair / Replacement	ASME Stamped
3SIL1PSSP.0470	ITT Grinell	26271	N/A	Replace	No

7. Description of Work Replace Load Stud damaged during removal.
8. Test Conducted:  
Hydrostatic ☐ Pneumatic ☐ Normal Operating Pressure ☐ Other ☒ Functional & Visual

## CERTIFICATE OF COMPLIANCE

We certify that the statements made in the report are correct and this modification conforms to the rules of ASME Code, Section XI.

Signed: [Signature] Date: 5/31/95

## CERTIFICATE OF INSERVICE INSPECTION

I, the undersigned, holding a valid commission issued by the National Board of Boiler and Pressure Vessel Inspectors and the State of Connecticut and employed by Hartford Steam Boiler Insurance and Inspection during the period 6/1/95 to 6/1/95, and state that to the best of my knowledge and belief, the owner has performed examinations and has taken corrective measures described in this owner's report in accordance with the requirements of ASME Code, Section XI.

By signing this certificate neither the inspector nor his employer makes any warranty, expressed or implied, concerning the examinations and corrective measures described in the Owner's Report. Furthermore, neither the inspector nor his employer shall be liable in any manner for any personal injury, property damage, or loss of any kind arising from or connected with this inspection.

Inspector's Signature: [Signature] Commissions: G-1132

Date: 6/1/95

# Form NIS-2 OWNERS REPORT FOR REPAIRS OR REPLACEMENTS

1. OWNER: Northeast Utilities Service Co. Date: 5-15-95  
P. O. Box 128, Waterford CT
2. PLANT: Millstone Nuclear Power Station Unit 3
3. Work Performed By: Westinghouse AWO Numbers  
 Address: P.O. Box 158 M3 95 02583  
Madison, Penn 15663
4. SYSTEM: RCS CODE CLASS: 1
5. Applicable Const. Code: ASME III Edition: 1971 Addenda: S73  
 Code Edition of: Section XI Utilized for work 83 S 83

## 6. IDENTIFICATION OF COMPONENTS REPAIRED OR REPLACED:

Components ID Number	Name of Manufacturer	Mfrs. S/N.	Nat'l Board Number	Repair / Replacement	ASME Stamped
3RCS*SG1B	Westinghouse	NEGT 1775	W13583	Replacement	Yes

7. Description of work: Steam Generator plugs are currently Inconel 600 material. Inconel 690 plugs are preferred and will be installed in place of current plugs.
8. Test Conducted:  
 Hydrostatic ☐ Pneumatic ☐ Normal Operating Pressure ☐ Other ☒ none

## CERTIFICATE OF COMPLIANCE

We certify that the statements made in the report are correct and this replacement conforms to the rules of ASME Code, Section XI.

Signed: Ellen Budnik Ellen Budnik Date: 5-24-95

## CERTIFICATE OF INSERVICE INSPECTION

I, the undersigned, holding a valid commission issued by the National Board of Boiler and Pressure Vessel Inspectors and the State of New York and employed by Hartford Steam Boiler Insurance and Inspection during the period 5/1/95 to 6/21/95 and state that to the best of my knowledge and belief, the owner has performed examinations and has taken corrective measures described in this owner's report in accordance with the requirements of ASME Code, Section XI.

By signing this certificate neither the inspector nor his employer makes any warranty, expressed or implied, concerning the examinations and corrective measures described in the Owner's Report. Furthermore, neither the inspector nor his employer shall be liable in any manner for any personal injury, property damage, or loss of any kind arising from or connected with this inspection.

Inspector's Signature: Russell B. Miller

Commissions: NY 2498

Date: 6/21/95

# Form NIS-2 OWNERS REPORT FOR REPAIRS OR REPLACEMENTS

1. OWNER: Northeast Utilities Service Co. Date: 5-15-95  
P. O. Box 128, Waterford CT
2. PLANT: Millstone Nuclear Power Station Unit 3
3. Work Performed By: Westinghouse AWO Numbers  
Address: P.O. Box 158 M3 95 02591  
Madison, Penn 15663
4. SYSTEM: RCS CODE CLASS: 1
5. Applicable Const. Code: ASME III Edition: 1971 Addenda: S73  
Code Edition of: Section XI Utilized for work 83 S 83
6. IDENTIFICATION OF COMPONENTS REPAIRED OR REPLACED:

Components ID Number	Name of Manufacturer	Mfrs. S/N.	Nat'l Board Number	Repair / Replacement	ASME Stamped
3RCS*SG1D	Westinghouse	NEGT 1777	W15215	Replacement	Yes

7. Description of work: Steam Generator plugs are currently Inconel 600 material. Inconel 690 plugs are preferred and will be installed in place of current plugs.
8. Test Conducted:  
Hydrostatic ☐ Pneumatic ☐ Normal Operating Pressure ☐ Other ☒ none

## CERTIFICATE OF COMPLIANCE

We certify that the statements made in the report are correct and this replacement conforms to the rules of ASME Code, Section XI.

Signed: Ellen Budnik *Ellen Budnik* Date: 5-24-95

## CERTIFICATE OF INSERVICE INSPECTION

I, the undersigned, holding a valid commission issued by the National Board of Boiler and Pressure Vessel Inspectors and the State of New York and employed by Hartford Steam Boiler Insurance and Inspection during the period 5/1/95 to 6/21/95 and state that to the best of my knowledge and belief, the owner has performed examinations and has taken corrective measures described in this owner's report in accordance with the requirements of ASME Code, Section XI.

By signing this certificate neither the inspector nor his employer makes any warranty, expressed or implied, concerning the examinations and corrective measures described in the Owner's Report. Furthermore, neither the inspector nor his employer shall be liable in any manner for any personal injury, property damage, or loss of any kind arising from or connected with this inspection.

Inspector's Signature: Russell B. Miller

Commissions: NY 2498

Date: 6/21/95

# Form NIS-2 OWNERS REPORT FOR REPAIRS OR REPLACEMENTS

1. OWNER: Northeast Utilities Service Co. Date: 7/19/95  
P. O. Box 128, Waterford CT
2. PLANT: Millstone Nuclear Power Station Unit 3
3. Work Performed By: Maintenance AWO Numbers  
 Address: P. O. Box 128, Waterford CT M3 95 08694, 09023
4. SYSTEM: 3304A CODE CLASS: 1
5. Applicable Const. Code: ASME III Edition: 1974 Addenda: W75  
 Code Edition of: Section XI Utilized for work 83, W85 Addenda
6. IDENTIFICATION OF COMPONENTS REPAIRED OR REPLACED:

Components ID Number	Name of Manufacturer	Mfrs. S/N.	Nat'l Board Number	Repair / Replacement	ASME Stamped
3CHS*MV8507A	Westinghouse	See Below	W26521	Modification	Yes

7. Description of work: MFG S/N 03003GM92FBB00000W750001  
A Pressure relieving hole was drilled in the valve disc (downstream side) to vent the pressure in the valve bonnet to the downstream side of the valve.
8. Test Conducted:  
 Hydrostatic ☐ Pneumatic ☐ Normal Operating Pressure ☒ Other ☐

## CERTIFICATE OF COMPLIANCE

We certify that the statements made in the report are correct and this modification rules of ASME Code, Section XI.

Signed: [Signature]

Date: 7/25/95 8-4-95

## CERTIFICATE OF INSERVICE INSPECTION

I, the undersigned, holding a valid commission issued by the National Board of Boiler and Pressure Vessel Inspectors and the State of Connecticut and employed by Hartford Steam Boiler Insurance and Inspection during the period 4/20/95 to 5/16/95, and state that to the best of my knowledge and belief, the owner has performed examinations and has taken corrective measures described in this owner's report in accordance with the requirements of ASME Code, Section XI.


By signing this certificate neither the inspector nor his employer makes any warranty, expressed or implied, concerning the examinations and corrective measures described in the Owner's Report. Furthermore, neither the inspector nor his employer shall be liable in any manner for any personal injury, property damage, or loss of any kind arising from or connected with this inspection.

Inspector's Signature: [Signature]

Commissions: CN37

Date: 8/4/95

# Form NIS-2 OWNERS REPORT FOR REPAIRS OR REPLACEMENTS

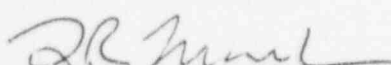
1. OWNER: Northeast Utilities Service Co. Date: 7/24/95  
P. O. Box 128, Waterford CT
2. PLANT: Millstone Nuclear Power Station Unit 3
3. Work Performed By: Maintenance AWO Numbers  
Address: P. O. Box 128, Waterford CT M3 95 08695 09024 
4. SYSTEM: 3304A CODE CLASS: 1
5. Applicable Const. Code: ASME III Edition: 1974 Addenda: W75  
Code Edition of: Section XI Utilized for work W 85
6. IDENTIFICATION OF COMPONENTS REPAIRED OR REPLACED:

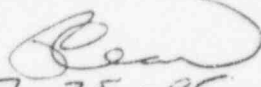
Components ID Number	Name of Manufacturer	Mfrs. S/N.	Nat'l Board Number	Repair / Replacement	ASME Stamped
3CHS*mV8507B	Westinghouse	See Below	W26522	Modification	Yes

7. Description of work: MFR S/N 03003GM92FBB00000W750002  
A pressure relieving hole was drilled in the valve disc (downstream side)  
to vent the pressure in the bonnet to the downstream side of the valve.
8. Test Conducted:  
Hydrostatic ☐ Pneumatic ☐ Normal Operating Pressure ☒ Other ☐

## CERTIFICATE OF COMPLIANCE

We certify that the statements made in the report are correct and this modification conforms to the rules of ASME Code, Section XI.

Signed: 

Date:  7-25-95 8-4-95

## CERTIFICATE OF INSERVICE INSPECTION

I, the undersigned, holding a valid commission issued by the National Board of Boiler and Pressure Vessel Inspectors and the State of Connecticut and employed by Hartford Steam Boiler Insurance and Inspection during the period 4/22/95 to 7/14/95, and state that to the best of my knowledge and belief, the owner has performed examinations and has taken corrective measures described in this owner's report in accordance with the requirements of ASME Code, Section XI.

By signing this certificate neither the inspector nor his employer makes any warranty, expressed or implied, concerning the examinations and corrective measures described in the Owner's Report. Furthermore, neither the inspector nor his employer shall be liable in any manner for any personal injury, property damage, or loss of any kind arising from or connected with this inspection.

Inspector's Signature: 

Commissions: C4157

Date: 7/29/95 6/8/4/95

# Form NIS-2 OWNERS REPORT FOR REPAIRS OR REPLACEMENTS

1. OWNER: Northeast Utilities Service Co. Date: 7-14-95  
P. O. Box 128, Waterford CT
2. PLANT: Millstone Nuclear Power Station Unit 3
3. Work Performed By: Northeast Utilities AWO Numbers  
 Address: P. O. Box 128, Waterford CT M3-95-08990
4. SYSTEM: RCS CODE CLASS: one
5. App. Const. Code: ASME III Edition: 71 Addenda: S73 Code Case: N/A  
 Code Edition of: ASME XI Utilized for work 83 S83

## 6. IDENTIFICATION OF COMPONENTS REPAIRED OR REPLACED:

Components ID Number	Name of Manufacturer	Mfrs. S/N.	Nat'l Board Number	Repair / Replacement	ASME Stamped
3RCS*PCV456	N/A	N/A	N/A	Replacement	N/A

7. Description of work: Replace nuts and studs for valve 3RCS\*PCV456. Pressure test was performed under AWO M3-94-12331.

## 8. Test Conducted:

Hydrostatic ☐ Pneumatic ☐ Normal Operating Pressure ☒ Other ☒ VT-1

## CERTIFICATE OF COMPLIANCE

We certify that the statements made in the report are correct and this replacement conforms to the rules of ASME Code, Section XI.


Signed: 

Date: 7-24-95

## CERTIFICATE OF INSERVICE INSPECTION

I, the undersigned, holding a valid commission issued by the National Board of Boiler and Pressure Vessel Inspectors and the State of Connecticut and employed by Hartford Steam Boiler Insurance and Inspection during the period 4/25/95 to 2/10/96, and state that to the best of my knowledge and belief, the owner has performed examinations and has taken corrective measures described in this owner's report in accordance with the requirements of ASME Code, Section XI.

By signing this certificate neither the inspector nor his employer makes any warranty, expressed or implied, concerning the examinations and corrective measures described in the Owner's Report. Furthermore, neither the inspector nor his employer shall be liable in any manner for any personal injury, property damage, or loss of any kind arising from or connected with this inspection.

Inspector's Signature: 

Commissions: CT 1137

Date: 8/10/95



# Form NIS-2 OWNERS REPORT FOR REPAIRS OR REPLACEMENTS

1. OWNER: Northeast Utilities Service Co. Date: 7/18/95  
P. O. Box 128, Waterford CT
2. PLANT: Millstone Nuclear Power Station Unit 3
3. Work Performed By: Maintenance AWO Numbers  
 Address: P. O. Box 128, Waterford CT M3 95 10237
4. SYSTEM: RCS CODE CLASS: 1
5. Applicable Const. Code: ASME III Edition: 1971 Addenda: S73  
 Code Edition of: Section XI Utilized for work 83 S 83
6. IDENTIFICATION OF COMPONENTS REPAIRED OR REPLACED:

Components ID Number	Name of Manufacturer	Mfrs. S/N.	Nat'l Board Number	Repair / Replacement	ASME Stamped
3RCS*RV1	Combustion Eng.	N/A	22003	Replacement	Yes

7. Description of work: Replace reactor vessel studs #11 and #40
8. Test Conducted:  
 Hydrostatic ☐ Pneumatic ☐ Normal Operating Pressure ☐ Other ☒ MT, UT

## CERTIFICATE OF COMPLIANCE

We certify that the statements made in the report are correct and this replacement rules of ASME Code, Section XI.

Signed: [Signature] Date: 7/25/95 8-8-95

## CERTIFICATE OF INSERVICE INSPECTION

I, the undersigned, holding a valid commission issued by the National Board of Boiler and Pressure Vessel Inspectors and the State of Connecticut and employed by Hartford Steam Boiler Insurance and Inspection during the period 5/1/95 to 8/1/95, and state that to the best of my knowledge and belief, the owner has performed examinations and has taken corrective measures described in this owner's report in accordance with the requirements of ASME Code, Section XI.

By signing this certificate neither the inspector nor his employer makes any warranty, expressed or implied, concerning the examinations and corrective measures described in the Owner's Report. Furthermore, neither the inspector nor his employer shall be liable in any manner for any personal injury, property damage, or loss of any kind arising from or connected with this inspection.

Inspector's Signature: [Signature] Commissions: 64137  
 Date: 8/8/95

# Form NIS-2 OWNERS REPORT FOR REPAIRS OR REPLACEMENTS

1. OWNER: Northeast Utilities Service Co. Date: 7/5/95  
P. O. Box 128, Waterford CT
2. PLANT: Millstone Nuclear Power Station Unit 3
3. Work Performed By: Maintenance AWO Numbers M3 95 11302
4. SYSTEM: RCS CODE CLASS: 1
5. Applicable Const. Code: ASME III Edition: 1971 Addenda: S73  
Code Edition of: Section XI Utilized for work 83 S 83
6. IDENTIFICATION OF COMPONENTS REPAIRED OR REPLACED:

Components ID Number	Name of Manufacturer	Mfrs. S/N.	Nat'l Board Number	Repair / Replacement	ASME Stamped
3RCS*PIB	Westinghouse	N/A <del>★</del>	N/A	Replacement	No

7. Description of work: Replace reactor coolant pump seal housing replacement
8. Test Conducted:  
Hydrostatic ☐ Pneumatic ☐ Normal Operating Pressure ☒ Other ☒ VT-1

## CERTIFICATE OF COMPLIANCE

We certify that the statements made in the report are correct and this replacement conforms to the rules of ASME Code, Section XI.

Signed: [Signature] Date: 7-10-95  
6-30-95

## CERTIFICATE OF INSERVICE INSPECTION

\*388-0441 MPIN  
SN's 6657+6660

I, the undersigned, holding a valid commission issued by the National Board of Boiler and Pressure Vessel Inspectors and the State of Connecticut and employed by Hartford Steam Boiler Insurance and Inspection during the period 5/28/95 to 6-2-95, and state that to the best of my knowledge and belief, the owner has performed examinations and has taken corrective measures described in this owner's report in accordance with the requirements of ASME Code, Section XI.

By signing this certificate neither the inspector nor his employer makes any warranty, expressed or implied, concerning the examinations and corrective measures described in the Owner's Report. Furthermore, neither the inspector nor his employer shall be liable in any manner for any personal injury, property damage, or loss of any kind arising from or connected with this inspection.

Inspector's Signature: [Signature] Commissions: CT 1137  
Date: 7/11/95



# Form NIS-2 OWNERS REPORT FOR REPAIRS OR REPLACEMENTS

1. OWNER: Northeast Utilities Service Co. Date: 7/20/95  
P. O. Box 128, Waterford CT
2. PLANT: Millstone Nuclear Power Station Unit 3
3. Work Performed By: Maintenance AWO Numbers  
Address: P. O. Box 128, Waterford CT M3 95 13014
4. SYSTEM: RCS CODE CLASS: 1
5. Applicable Const. Code: ASME III Edition: 1971 Addenda: S73  
Code Edition of: Section XI Utilized for work 83 S 83
6. IDENTIFICATION OF COMPONENTS REPAIRED OR REPLACED:

Components ID Number	Name of Manufacturer	Mfrs. S/N.	Nat'l Board Number	Repair / Replacement	ASME Stamped
3RCS*V146	Westinghouse	See Below	N/A	Replacement	Yes

7. Description of work: S/N 10000CS880000A000S740002  
Replace Studs and Nuts on 3RCS\*V146
8. Test Conducted:  
Hydrostatic ☐ Pneumatic ☐ Normal Operating Pressure ☒ Other ☐

## CERTIFICATE OF COMPLIANCE

We certify that the statements made in the report are correct and this replacement rules of ASME Code, Section XI.

Signed: [Signature] Date: 7-27-95

## CERTIFICATE OF INSERVICE INSPECTION

I, the undersigned, holding a valid commission issued by the National Board of Boiler and Pressure Vessel Inspectors and the State of Connecticut and employed by Hartford Steam Boiler Insurance and Inspection during the period 6-3-95 to 6-4-95, and state that to the best of my knowledge and belief, the owner has performed examinations and has taken corrective measures described in this owner's report in accordance with the requirements of ASME Code, Section XI.

By signing this certificate neither the inspector nor his employer makes any warranty, expressed or implied, concerning the examinations and corrective measures described in the Owner's Report. Furthermore, neither the inspector nor his employer shall be liable in any manner for any personal injury, property damage, or loss of any kind arising from or connected with this inspection.

Inspector's Signature: [Signature] Commissions: CTUS7  
Date: 7/27/95

Form NIS-2 OWNERS REPORT FOR REPAIRS OR REPLACEMENTS

1. OWNER: Northeast Utilities Service Co. Date: 07/07/92  
P.O. Box 128, Waterford CT
2. PLANT: Millstone Nuclear Power Station Unit #3
3. Work Performed By: Betterment Const. AWO Numbers  
 Address: P.O. Box 128, Waterford CT M3-91-01165
4. SYSTEM: Feedwater System CODE CLASS: 2
5. Applicable Const. Code: ASME III, 1971 Edition: S73 Addenda: N/A  
 Case Edition of Section XI Utilized for work 1983.S83
6. IDENTIFICATION OF COMPONENTS REPAIRED OR REPLACED:

Component ID Number	Name of Manufacture	Mfrs No.	Nat'l Serial	Repair/ Replacement	ASME Stamped
3-FWS-006-062-2	Tioga	N/A	SAME	Replacement	YES

7. Description of work: Replace section of pipe.
8. Test Conducted:  
 Hydrostatic < >      Pneumatic < >      Normal Operating Pressure < X >  
 Other < X > (MT or LP and RT)

Certificate of Compliance

We certify that the statements made in the report are correct and this replacement conforms to the rules ASME Code, Section XI

Signed: R Mac Date: 10-13-93

CERTIFICATE OF INSERVICE INSPECTION

1-13-94  
 I, the undersigned, holding a valid commission issued by the National Board of Boiler and Pressure Vessel Inspectors and the state of Connecticut and employed by Hartford Steam Boiler Insurance and Inspection during the period 2-13-91 to 2-10-95 and state that to the best of my knowledge and belief, the owner has performed examinations and has taken corrective measures described in this owner's report in accordance with the requirements of ASME Code, Section XI.

By signing this certificate neither the inspector nor his employer makes any warranty, expressed or implied, concerning the examinations and corrective measures described in the Owner's Report. Furthermore, neither the inspector nor his employer shall be liable in any manner for any personal injury, property damage, or loss of any kind arising from or connected with this inspection.

Inspector's Signature: Evan R. A. Commissions: CT 1137  
 Date: 10/24/94

Form NIS-2 OWNERS REPORT FOR REPAIRS OR REPLACEMENTS

1. OWNER: Northeast Utilities Service Co. Date: 07/07/92  
P. O. Box 128, Waterford CT
2. PLANT: Millstone Nuclear Power Station Unit #3
3. Work Performed By: Maintenance AWO Numbers  
Address: P. O. Box 128, Waterford CT M3-91-15688
4. SYSTEM: MSS CODE CLASS: 2
5. Applicable Const. Code: ASME III, 1971 Edition: S73 Addenda: N/A  
Case Edition of Section XI Utilized for work 1983.S83

6. IDENTIFICATION OF COMPONENTS REPAIRED OR REPLACED:

Components ID Number	Name of Manufacture	Mfrs. No.	Nat'l Serial	Repair / Replacement	ASME Stamped
3MSS*SG1A	Westinghouse	N/A	NEGT1776	Replacement	YES

7. Description of work: Replaced Manway Bolting. Weld Repair Base Metal and Machine Surface of Manway Cover.

8. Test Conducted:  
Hydrostatic < > Pneumatic < > Normal Operating Pressure < X > Other < >

CERTIFICATE OF COMPLIANCE


We certify that the statements made in the report are correct and this replacement conforms to the rules of ASME Code, Section XI

Signed:  Date: 10-29-93

CERTIFICATE OF INSERVICE INSPECTION

I, the undersigned, holding a valid commission issued by the National Board of Boiler and Pressure Vessel Inspectors and the state of Connecticut and employed by Hartford Steam Boiler Insurance and Inspection during the period 8-2-91 to 12-7-93, and state that to the best of my knowledge and belief, the owner has performed examinations and has taken corrective measures described in this owner's report in accordance with the requirements of ASME Code, Section XI.

By signing this certificate neither the inspector nor his employer makes any warranty, expressed or implied, concerning the examinations and corrective measures described in the Owner's Report. Furthermore, neither the inspector nor his employer shall be liable in any manner for any personal injury, property damage, or loss of any kind arising from or connected with this inspection.

Inspector's Signature:  Commissions: CT 1137  
Date: 12/7/93

# Form NIS-2 OWNERS REPORT FOR REPAIRS OR REPLACEMENTS

1. OWNER: Northeast Utilities Service Co. Date: 8-30-94  
P. O. Box 128, Waterford CT
2. PLANT: Millstone Nuclear Power Station Unit 3
3. Work Performed By: Siemen AWO Numbers  
Address: P. O. Box 128, Waterford CT MP-93-05077
4. SYSTEM: RSS CODE CLASS: 2
5. Applicable Const. Code: ASME III Edition: 1971 Addenda: S73  
Code Edition of: Section XI Utilized for work 1983, S83
6. IDENTIFICATION OF COMPONENTS REPAIRED OR REPLACED:

Components ID Number	Name of Manufacturer	Mfrs. S/N.	Nat'l Board Number	Repair / Replacement	ASME Stamped
CP-379706-H022	ITT Grinnell	18457	NA	Replacement	No

7. Description of work: Replacement of Snubbers
8. Test Conducted:  
Hydrostatic ☐ Pneumatic ☐ Normal Operating Pressure ☐ Other ☒ VT

## CERTIFICATE OF COMPLIANCE

We certify that the statements made in the report are correct and this replacement conforms to the rules of ASME Code, Section XI.

Signed: [Signature] Date: 9-21-94

## CERTIFICATE OF INSERVICE INSPECTION

I, the undersigned, holding a valid commission issued by the National Board of Boiler and Pressure Vessel Inspectors and the State of Connecticut and employed by Hartford Steam Boiler Insurance and Inspection during the period 8/2/93 to 8-14-93, and state that to the best of my knowledge and belief, the owner has performed examinations and has taken corrective measures described in this owner's report in accordance with the requirements of ASME Code, Section XI.

By signing this certificate neither the inspector nor his employer makes any warranty, expressed or implied, concerning the examinations and corrective measures described in the Owner's Report. Furthermore, neither the inspector nor his employer shall be liable in any manner for any personal injury, property damage, or loss of any kind arising from or connected with this inspection.

Inspector's Signature: [Signature] Commissions: CT1137  
Date: 10/21/94

# Form NIS-2 OWNERS REPORT FOR REPAIRS OR REPLACEMENTS

1. OWNER: Northeast Utilities Service Co. Date: 8-26-94  
P. O. Box 128, Waterford CT
2. PLANT: Millstone Nuclear Power Station Unit 3
3. Work Performed By: Siemen AWO Numbers  
Address: P. O. Box 128, Waterford CT MP-93-05079
4. SYSTEM: BDG CODE CLASS: 2
5. Applicable Const. Code: ASME III Edition: 1971 Addenda: S73  
Code Edition of: Section XI Utilized for work 1983, S83
6. IDENTIFICATION OF COMPONENTS REPAIRED OR REPLACED:

Components ID Number	Name of Manufacturer	Mfrs. S/N.	Nat'l Board Number	Repair / Replacement	ASME Stamped
CP-379706-H025	ITT Grinnell	18462	NA	Replacement	No

7. Description of work: Snubber replacements during RFO4
8. Test Conducted:  
Hydrostatic ☐ Pneumatic ☐ Normal Operating Pressure ☐ Other ☒ VT

## CERTIFICATE OF COMPLIANCE

We certify that the statements made in the report are correct and this replacement conforms to the rules of ASME Code, Section XI.

Signed: 2R Mueh Date: ~~8-26-94~~ 8-4-95

## CERTIFICATE OF INSERVICE INSPECTION

I, the undersigned, holding a valid commission issued by the National Board of Boiler and Pressure Vessel Inspectors and the State of Connecticut and employed by Hartford Steam Boiler Insurance and Inspection during the period 3-21-95 to 8/4/95, and state that to the best of my knowledge and belief, the owner has performed examinations and has taken corrective measures described in this owner's report in accordance with the requirements of ASME Code, Section XI.

By signing this certificate neither the inspector nor his employer makes any warranty, expressed or implied, concerning the examinations and corrective measures described in the Owner's Report. Furthermore, neither the inspector nor his employer shall be liable in any manner for any personal injury, property damage, or loss of any kind arising from or connected with this inspection.

Inspector's Signature: [Signature] Commissions: G1137

Date: 8/4/95

# Form NIS-2 OWNERS REPORT FOR REPAIRS OR REPLACEMENTS

1. OWNER: Northeast Utilities Service Co. Date: 8-30-94  
P. O. Box 128, Waterford CT
2. PLANT: Millstone Nuclear Power Station Unit 3
3. Work Performed By: Siemen AWO Numbers  
 Address: P. O. Box 128, Waterford CT MP-93-05080
4. SYSTEM: RSS CODE CLASS: 2
5. Applicable Const. Code: ASME III Edition: 1971 Addenda: S73  
 Code Edition of: Section XI Utilized for work 1983, S83
6. IDENTIFICATION OF COMPONENTS REPAIRED OR REPLACED:

Components ID Number	Name of Manufacturer	Mfrs. S/N.	Nat'l Board Number	Repair / Replacement	ASME Stamped
CP-379707-H022	ITT Grinnell	17511	NA	Replacement	No

7. Description of work: Replacement of Snubbers
8. Test Conducted:  
 Hydrostatic ☐ Pneumatic ☐ Normal Operating Pressure ☐ Other ☒ VT

## CERTIFICATE OF COMPLIANCE

We certify that the statements made in the report are correct and this replacement conforms to the rules of ASME Code, Section XI.

Signed: DR Muel Date: 9-21-94

## CERTIFICATE OF INSERVICE INSPECTION

I, the undersigned, holding a valid commission issued by the National Board of Boiler and Pressure Vessel Inspectors and the State of Connecticut and employed by Hartford Steam Boiler Insurance and Inspection during the period 8-2-93 to 9-3-97, and state that to the best of my knowledge and belief, the owner has performed examinations and has taken corrective measures described in this owner's report in accordance with the requirements of ASME Code, Section XI.

By signing this certificate neither the inspector nor his employer makes any warranty, expressed or implied, concerning the examinations and corrective measures described in the Owner's Report. Furthermore, neither the inspector nor his employer shall be liable in any manner for any personal injury, property damage, or loss of any kind arising from or connected with this inspection.

Inspector's Signature: E. J. ANI/AND Commissions: CT 1157  
 Date: 10/21/94



# Form NIS-2 OWNERS REPORT FOR REPAIRS OR REPLACEMENTS

1. OWNER: Northeast Utilities Service Co. Date: 8-30-94  
P. O. Box 128, Waterford CT
2. PLANT: Millstone Nuclear Power Station Unit 3
3. Work Performed By: Siemen AWO Numbers  
Address: P. O. Box 128, Waterford CT MP-93-05136
4. SYSTEM: RSS CODE CLASS: 2
5. Applicable Const. Code: ASME III Edition: 1971 Addenda: S73  
Code Edition of: Section XI Utilized for work 1983, S83
6. IDENTIFICATION OF COMPONENTS REPAIRED OR REPLACED:

Components ID Number	Name of Manufacturer	Mfrs. S/N.	Nat'l Board Number	Repair / Replacement	ASME Stamped
CP-379707-H025	ITT Grinnell	18427	NA	Replacement	No

7. Description of work: Replacement of Snubbers
8. Test Conducted:  
Hydrostatic ☐ Pneumatic ☐ Normal Operating Pressure ☐ Other ☒ VT

## CERTIFICATE OF COMPLIANCE

We certify that the statements made in the report are correct and this replacement conforms to the rules of ASME Code, Section XI.

Signed: 2R Malar Date: 9-21-94

## CERTIFICATE OF INSERVICE INSPECTION

I, the undersigned, holding a valid commission issued by the National Board of Boiler and Pressure Vessel Inspectors and the State of Connecticut and employed by Hartford Steam Boiler Insurance and Inspection during the period 8/2/93 to 9/13/93, and state that to the best of my knowledge and belief, the owner has performed examinations and has taken corrective measures described in this owner's report in accordance with the requirements of ASME Code, Section XI.

By signing this certificate neither the inspector nor his employer makes any warranty, expressed or implied, concerning the examinations and corrective measures described in the Owner's Report. Furthermore, neither the inspector nor his employer shall be liable in any manner for any personal injury, property damage, or loss of any kind arising from or connected with this inspection.

Inspector's Signature: E. J. ANI/RIE Commissions: CT1137

Date: 10/21/94

# Form NIS-2 OWNERS REPORT FOR REPAIRS OR REPLACEMENTS

1. OWNER: Northeast Utilities Service Co. Date: 8-26-94  
P. O. Box 128, Waterford CT
2. PLANT: Millstone Nuclear Power Station Unit 3
3. Work Performed By: Siemen AWO Numbers  
Address: P. O. Box 128, Waterford CT MP-93-05137
4. SYSTEM: BDG CODE CLASS: 2
5. Applicable Const. Code: ASME III Edition: 1971 Addenda: S73  
Code Edition of: Section XI Utilized for work 1983, S83
6. IDENTIFICATION OF COMPONENTS REPAIRED OR REPLACED:

Components ID Number	Name of Manufacturer	Mfrs. S/N.	Nat'l Board Number	Repair / Replacement	ASME Stamped
CP-408051-H001	ITT Grinnell	22677 <del>4</del>	NA	Replacement	No

*SN 18721 Rplmnt*

7. Description of work: Snubber replacements during RFO4
8. Test Conducted:  
Hydrostatic ☐ Pneumatic ☐ Normal Operating Pressure ☐ Other ☒ VT

## CERTIFICATE OF COMPLIANCE

We certify that the statements made in the report are correct and this replacement conforms to the rules of ASME Code, Section XI.

Signed: 2R Mach

Date: 8-26-94

*8-4-95*

## CERTIFICATE OF INSERVICE INSPECTION \* *SN 22677 Rpld By SN 18721*

I, the undersigned, holding a valid commission issued by the National Board of Boiler and Pressure Vessel Inspectors and the State of Connecticut and employed by Hartford Steam Boiler Insurance and Inspection during the period 8/2/93 to 8/4/95, and state that to the best of my knowledge and belief, the owner has performed examinations and has taken corrective measures described in this owner's report in accordance with the requirements of ASME Code, Section XI.

By signing this certificate neither the inspector nor his employer makes any warranty, expressed or implied, concerning the examinations and corrective measures described in the Owner's Report. Furthermore, neither the inspector nor his employer shall be liable in any manner for any personal injury, property damage, or loss of any kind arising from or connected with this inspection.

Inspector's Signature: *[Signature]* Commissions: *61137*

Date: 8/4/95



Form NIS-2 OWNERS REPORT FOR REPAIRS OR REPLACEMENTS

1. OWNER: Northeast Utilities Service Co. Date: 1/5/94  
P. O. Box 128, Waterford CT
2. PLANT: Millstone Nuclear Power Station Unit #3
3. Work Performed By: Generation Construction AWO Numbers  
 Address: P. O. Box 128, Waterford CT M3-93-13709
4. SYSTEM: RSS CODE CLASS: 2
5. Applicable Const. Code: ASME III, Edition: 1974 Addenda: S74  
Case Edition of Section XI Utilized for work 1983,S83

6. IDENTIFICATION OF COMPONENTS REPAIRED OR REPLACED:

Components ID Number	Name of Manufacture	Mfrs. S/N.	Nat'l Board No.1	Repair / Replacement	ASME Stamped
3RSS*MOV23A	Henry Platt	DD-117-2-1	N/A	Replace	Yes

Pratt mpsn 392-100-1

7. Description of work: Replaced Valve & Bolting
8. Test Conducted:  
 Hydrostatic < > Pneumatic < > Normal Operating Pressure < X > Other < >

CERTIFICATE OF COMPLIANCE

We certify that the statements made in the report are correct and this repair / replacement conforms to the rules of ASME Code, Section XI

Signed:  Date: 6-8-94

CERTIFICATE OF INSERVICE INSPECTION

I, the undersigned, holding a valid commission issued by the National Board of Boiler and Pressure Vessel Inspectors and the State of Connecticut and employed by Hartford Steam Boiler Insurance and Inspection during the period 7/22/93 to 6/16/94, and state that to the best of my knowledge and belief, the owner has performed examinations and has taken corrective measures described in this owner's report in accordance with the requirements of ASME Code, Section XI.

By signing this certificate neither the inspector nor his employer makes any warranty, expressed or implied, concerning the examinations and corrective measures described in the Owner's Report. Furthermore, neither the inspector nor his employer shall be liable in any manner for any personal injury, property damage, or loss of any kind arising from or connected with this inspection.

Inspector's Signature: ELIZABETH YORK  Commissions: ANI/ANII CT1137

Date: 16 JUNE 1994

Form NIS-2 OWNERS REPORT FOR REPAIRS OR REPLACEMENTS

1. OWNER: Northeast Utilities Service Co. Date: 2-11-94  
P. O. Box 128, Waterford CT
2. PLANT: Millstone Nuclear Power Station Unit #3
3. Work Performed By: Maintenance AWO Numbers  
Address: P. O. Box 128, Waterford CT M3-93-16897
4. SYSTEM: CHS CODE CLASS: 2
5. Applicable Const. Code: ASME III, Edition: 1971 Addenda: S73  
Code Edition of Section XI Utilized for work 1983, W85

6. IDENTIFICATION OF COMPONENTS REPAIRED OR REPLACED:

Components ID Number	Name of Manufacture	Mfrs. S/N.	Nat'l Board Serial	Repair / Replacement	ASME Stamped
3CHS*FCV121	Fisher Controls	<del>731709</del>	<del>N/A</del> <u>E7</u>	Replacement	Yes

S/N7317009 NB5764

7. Description of work: Replaced stem plug assembly  
MAIA 391-137-2
8. Test Conducted:  
Hydrostatic < > Pneumatic < > Normal Operating Pressure < X > Other < >

CERTIFICATE OF COMPLIANCE

We certify that the statements made in the report are correct and this repair / replacement conforms to the rules of ASME Code, Section XI

Signed: [Signature] Date: 2-11-94

CERTIFICATE OF INSERVICE INSPECTION

I, the undersigned, holding a valid commission issued by the National Board of Boiler and Pressure Vessel Inspectors and the State of Connecticut and employed by Hartford Steam Boiler Insurance and Inspection during the period 08/12/93 to 03/23/94 and state that to the best of my knowledge and belief, the owner has performed examinations and has taken corrective measures described in this owner's report in accordance with the requirements of ASME Code, Section XI.

By signing this certificate neither the inspector nor his employer makes any warranty, expressed or implied, concerning the examinations and corrective measures described in the Owner's Report. Furthermore, neither the inspector nor his employer shall be liable in any manner for any personal injury, property damage, or loss of any kind arising from or connected with this inspection.

Inspector's Signature: E. YORK [Signature] Commissions: NB9384 CT 1137  
Date: 03/23/94

Form NIS-2 OWNERS REPORT FOR REPAIRS OR REPLACEMENTS

1. OWNER: Northeast Utilities Service Co. Date: 1/10/94  
P. O. Box 128, Waterford CT

2. PLANT: Millstone Nuclear Power Station Unit #3

3. Work Performed By: Generation Construction AWO Numbers  
 Address: P. O. Box 128, Waterford CT M3-93-19551

4. SYSTEM: FWS CODE CLASS: 2

5. Applicable Const. Code: ASME III, Edition: 1971 Addenda: W73 PWHT 573 Other  
 Case Edition of Section XI Utilized for work 1983, S83 E

6. IDENTIFICATION OF COMPONENTS REPAIRED OR REPLACED:

Components ID Number	Name of Manufacture	Mfrs. S/N.	Nat'l Board Number	Repair / Replacement	ASME Stamped
3-FWS-008-031-02	TUBECO	N/A	N/A	Replacement	No

7. Description of work: Replace elbow due to erosion

8. Test Conducted: Hydrostatic ☒ Pneumatic ☐ Normal Operating Pressure ☐ Other ☒ MT, UT, RT

CERTIFICATE OF COMPLIANCE

We certify that the statements made in the report are correct and this repair / replacement conforms to the rules of ASME Code, Section XI

Signed: QR Mach

Date: 5-25-94

CERTIFICATE OF INSERVICE INSPECTION

I, the undersigned, holding a valid commission issued by the National Board of Boiler and Pressure Vessel Inspectors and the State of Connecticut and employed by Hartford Steam Boiler Insurance and Inspection during the period 9-1-93 to 5-26-94, and state that to the best of my knowledge and belief, the owner has performed examinations and has taken corrective measures described in this owner's report in accordance with the requirements of ASME Code, Section XI.

By signing this certificate neither the inspector nor his employer makes any warranty, expressed or implied, concerning the examinations and corrective measures described in the Owner's Report. Furthermore, neither the inspector nor his employer shall be liable in any manner for any personal injury, property damage, or loss of any kind arising from or connected with this inspection.

Inspector's Signature: Elizabeth J. Lane commissions: CT1137

Date: 5/26/94

# Form NIS-2 OWNERS REPORT FOR REPAIRS OR REPLACEMENTS

1. OWNER: Northeast Utilities Service Co. Date: 3/9/94  
P. O. Box 128, Waterford CT
2. PLANT: Millstone Nuclear Power Station Unit #3
3. Work Performed By: Generation Construction AWO Numbers  
 Address: P. O. Box 128, Waterford CT M3-93-21033
4. SYSTEM: QSS CODE CLASS: 2
5. Applicable Const. Code: ASME III, Edition: 1971 Addenda: S73  
Case Edition of Section XI Utilized for work 1983, W85

## 6. IDENTIFICATION OF COMPONENTS REPAIRED OR REPLACED:

Components ID Number	Name of Manufacture	Mfrs. S/N	Nat'l Board Serial	Repair / Replacement	ASME Stamped
3QSS-012-29-2	Stone & Webster	N/A	N/A	Repair	No

7. Description of work: Repair of flange misalignment due to cold spring  
 Hydrostatic < > Pneumatic < > Normal Operating Pressure < > Other <X> VT,RT,LP

## CERTIFICATE OF COMPLIANCE

We certify that the statements made in the report are correct and this repair / replacement conforms to the rules of ASME Code, Section XI

Signed: DR MacL

Date: 3-9-94

## CERTIFICATE OF INSERVICE INSPECTION

I, the undersigned, holding a valid commission issued by the National Board of Boiler and Pressure Vessel Inspectors and the State of Connecticut and employed by Hartford Steam Boiler Insurance and Inspection during the period 12-2-73 to 6-2-94, and state that to the best of my knowledge and belief, the owner has performed examinations and has taken corrective measures described in this owner's report in accordance with the requirements of ASME Code, Section XI.

By signing this certificate neither the inspector nor his employer makes any warranty, expressed or implied, concerning the examinations and corrective measures described in the Owner's Report. Furthermore, neither the inspector nor his employer shall be liable in any manner for any personal injury, property damage, or loss of any kind arising from or connected with this inspection.

Inspector's Signature: Russell B. Miller

Commissions: N/ 2498

Date: 5/2/94

# Form NIS-2 OWNERS REPORT FOR REPAIRS OR REPLACEMENTS

1. OWNER: Northeast Utilities Service Co. Date: 8-2-95  
P. O. Box 128, Waterford CT
2. PLANT: Millstone Nuclear Power Station Unit 3
3. Work Performed By: Northeast Utilities AWO Numbers  
 Address: P. O. Box 128, Waterford CT M3-94-03382
4. SYSTEM: CHS CODE CLASS: 2
5. App. Const. Code: ASME III Edition: 1971 Addenda: W73 Code Case: N/A  
 Code Edition of: SECTION XI Utilized for work 1983 W85

## 6. IDENTIFICATION OF COMPONENTS REPAIRED OR REPLACED:

Components ID Number	Name of Manufacturer	Mfrs. S/N.	Nat'l Board Number	Repair / Replacement	ASME Stamped
3CHS*RV8119	LONDERGAN	JEL#407487-14-1	N/A	Replaced	N/A
3CHS*RV8119	LONDERGAN	NDB30JS421-DG	N/A	Replacment	N/A

7. Description of work: Replace valve 3CHS\*RV8119
8. Test Conducted:  
 Hydrostatic ☐ Pneumatic ☐ Normal Operating Pressure ☒ Other ☐ vt-2

## CERTIFICATE OF COMPLIANCE

We certify that the statements made in the report are correct and this replacement conforms to the rules of ASME Code, Section XI.

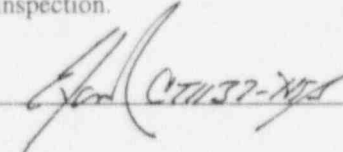
Signed: 

Date: 8-2-95

## CERTIFICATE OF INSERVICE INSPECTION

I, the undersigned, holding a valid commission issued by the National Board of Boiler and Pressure Vessel Inspectors and the State of Connecticut and employed by Hartford Steam Boiler Insurance and Inspection during the period 3/21/95 to 8/2/95, and state that to the best of my knowledge and belief, the owner has performed examinations and has taken corrective measures described in this owner's report in accordance with the requirements of ASME Code, Section XI.

By signing this certificate neither the inspector nor his employer makes any warranty, expressed or implied, concerning the examinations and corrective measures described in the Owner's Report. Furthermore, neither the inspector nor his employer shall be liable in any manner for any personal injury, property damage, or loss of any kind arising from or connected with this inspection.

Inspector's Signature: 

Commissions: CT 1137

Date: 8/2/95

# Form NIS-2 OWNERS REPORT FOR REPAIRS OR REPLACEMENTS

1. OWNER: Northeast Utilities Service Co. Date: 7/5/95  
P. O. Box 128, Waterford CT
2. PLANT: Millstone Nuclear Power Station Unit #3
3. Work Performed By: Maintenance AWO Numbers  
Address: P. O. Box 128, Waterford CT M3-94-06120
4. SYSTEM: RHS CODE CLASS: 2
5. Applicable Const. Code: ASME III, Edition: 1971 Addenda: S73  
Case Edition of Section XI Utilized for work 1983, W85

## 6. IDENTIFICATION OF COMPONENTS REPAIRED OR REPLACED:

Components ID Number	Name of Manufacture	Mfrs. S/N	Nat'l Board No.	Repair / Replacement	ASME Stamped
3RHS*PLA <u>B</u>	Ingersoll-Rand	077640	234	Replacement	Yes

7. Description of work: Installed the spare RHR pump (Nat. Bd # 395, S/N 127614) stuffing box extension (S/N 61987) and replaced the B RHR Pp (Nat. Bd #234, S/N 077640).

8. Test Conducted:  
Hydrostatic < > Pneumatic < > Normal Operating Pressure < X > Other < X > VT-2

## CERTIFICATE OF COMPLIANCE

We certify that the statements made in the report are correct and this replacement conforms to the rules of ASME Code, Section XI

Signed:  Date: 7-10-95

## CERTIFICATE OF INSERVICE INSPECTION

I, the undersigned, holding a valid commission issued by the National Board of Boiler and Pressure Vessel Inspectors and the State of Connecticut and employed by Hartford Steam Boiler Insurance and Inspection during the period 2/1/95 to 2/12/95, and state that to the best of my knowledge and belief, the owner has performed examinations and has taken corrective measures described in this owner's report in accordance with the requirements of ASME Code, Section XI.

By signing this certificate neither the inspector nor his employer makes any warranty, expressed or implied, concerning the examinations and corrective measures described in the Owner's Report. Furthermore, neither the inspector nor his employer shall be liable in any manner for any personal injury, property damage, or loss of any kind arising from or connected with this inspection.

Inspector's Signature:  Commissions: CY 1137 NO 9304  
Date: 7/13/95



# Form NIS-2 OWNERS REPORT FOR REPAIRS OR REPLACEMENTS

1. OWNER: Northeast Utilities Service Co. Date: 6/29/95  
P. O. Box 128, Waterford CT
2. PLANT: Millstone Nuclear Power Station Unit 3
3. Work Performed By: Maintenance AWO Numbers  
M3 94 10631
4. SYSTEM: MSS CODE CLASS: 2
5. Applicable Const. Code: ASME III Edition: 1971 Addenda: S73  
Code Edition of: Section XI Utilized for work 83 S 83
6. IDENTIFICATION OF COMPONENTS REPAIRED OR REPLACED:

Components ID Number	Name of Manufacturer	Mfrs. S/N.	Nat'l Board Number	Repair / Replacement	ASME Stamped
3MSS*SG1A	Westinghouse	N/A	N/A	Replacement	No

7. Description of work: Replace Steam Generator Secondary Side Manway Bolts
8. Test Conducted:  
Hydrostatic ☐ Pneumatic ☐ Normal Operating Pressure ☒ Other ☐

## CERTIFICATE OF COMPLIANCE

We certify that the statements made in the report are correct and this replacement conforms to the rules of ASME Code, Section XI.

Signed: QR Miller Date: 7-10-95

## CERTIFICATE OF INSERVICE INSPECTION

I, the undersigned, holding a valid commission issued by the National Board of Boiler and Pressure Vessel Inspectors and the State of NEW YORK and employed by Hartford Steam Boiler Insurance and Inspection during the period 4/12/95 to 7/9/95, and state that to the best of my knowledge and belief, the owner has performed examinations and has taken corrective measures described in this owner's report in accordance with the requirements of ASME Code, Section XI.

By signing this certificate neither the inspector nor his employer makes any warranty, expressed or implied, concerning the examinations and corrective measures described in the Owner's Report. Furthermore, neither the inspector nor his employer shall be liable in any manner for any personal injury, property damage, or loss of any kind arising from or connected with this inspection.

Inspector's Signature: Russell B. Miller Commissions: NY 2498  
Date: 7/19/95

# Form NIS-2 OWNERS REPORT FOR REPAIRS OR REPLACEMENTS

1. OWNER: Northeast Utilities Service Co. Date: 7/24/95  
P. O. Box 128, Waterford CT
2. PLANT: Millstone Nuclear Power Station Unit 3
3. Work Performed By: Maintenance AWO Numbers  
Address: P. O. Box 128, Waterford CT M3 94 10635
4. SYSTEM: MSS CODE CLASS: 2
5. Applicable Const. Code: ASME III Edition: 1971 Addenda: S73  
Code Edition of: Section XI Utilized for work 83 S 83
6. IDENTIFICATION OF COMPONENTS REPAIRED OR REPLACED:

Components ID Number	Name of Manufacturer	Mfrs. S/N.	Nat'l Board Number	Repair / Replacement	ASME Stamped
3MSS*SG1C	Westinghouse	N/A	N/A	Replacement	No

7. Description of work: Replace Steam Generator Secondary Side Manway Bolts
8. Test Conducted:  
Hydrostatic ☐ Pneumatic ☐ Normal Operating Pressure ☒ Other ☐ VT-2

## CERTIFICATE OF COMPLIANCE

We certify that the statements made in the report are correct and this replacement rules of ASME Code, Section XI.

Signed: R L Mearl Date: 7-25-95

## CERTIFICATE OF INSERVICE INSPECTION

I, the undersigned, holding a valid commission issued by the National Board of Boiler and Pressure Vessel Inspectors and the State of Connecticut and employed by Hartford Steam Boiler Insurance and Inspection during the period 4/10/95 to 4/2/95, and state that to the best of my knowledge and belief, the owner has performed examinations and has taken corrective measures described in this owner's report in accordance with the requirements of ASME Code, Section XI.

By signing this certificate neither the inspector nor his employer makes any warranty, expressed or implied, concerning the examinations and corrective measures described in the Owner's Report. Furthermore, neither the inspector nor his employer shall be liable in any manner for any personal injury, property damage, or loss of any kind arising from or connected with this inspection.

Inspector's Signature: Egon G. H. S. 2 NJS Commissions: G. H. S. 2 NJS

Date: 7/26/95



# Form NIS-2 OWNERS REPORT FOR REPAIRS OR REPLACEMENTS

1. OWNER: Northeast Utilities Service Co. Date: 7-17-95  
P. O. Box 128, Waterford CT
2. PLANT: Millstone Nuclear Power Station Unit 3
3. Work Performed By: Northeast Utilities AWO Numbers  
Address: P. O. Box 128, Waterford CT M3-94-10638
4. SYSTEM: MSS CODE CLASS: 2
5. App. Const. Code: ASME III Edition: 71 Addenda: S73 Code Case: N/A  
Code Edition of: ASME XI Utilized for work 83 W85

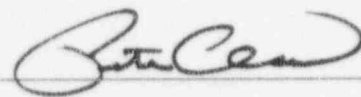
## 6. IDENTIFICATION OF COMPONENTS REPAIRED OR REPLACED:

Components ID Number	Name of Manufacturer	Mfrs. S/N.	Nat'l Board Number	Repair / Replacement	ASME Stamped
3MSS*SG1D	Westinghouse	N/A	N/A	Replacement	N/A

7. Description of work: Replace steam generator secondary side manway bolting for 3MSS\*SG1D
8. Test Conducted:  
Hydrostatic ☐ Pneumatic ☐ Normal Operating Pressure ☒ Other ☒ ISLT(VT-2)

## CERTIFICATE OF COMPLIANCE

We certify that the statements made in the report are correct and this replacement conforms to the rules of ASME Code, Section XI.

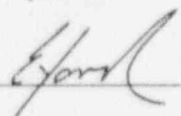
Signed: 

Date: 7-24-95  
7-17-95

## CERTIFICATE OF INSERVICE INSPECTION

I, the undersigned, holding a valid commission issued by the National Board of Boiler and Pressure Vessel Inspectors and the State of Connecticut and employed by Hartford Steam Boiler Insurance and Inspection during the period 4/18/95 to 7/24/95 and state that to the best of my knowledge and belief, the owner has performed examinations and has taken corrective measures described in this owner's report in accordance with the requirements of ASME Code, Section XI.

By signing this certificate neither the inspector nor his employer makes any warranty, expressed or implied, concerning the examinations and corrective measures described in the Owner's Report. Furthermore, neither the inspector nor his employer shall be liable in any manner for any personal injury, property damage, or loss of any kind arising from or connected with this inspection.

Inspector's Signature: 

Commissions: C7157

Date: 7/26/95

# Form NIS-2 OWNERS REPORT FOR REPAIRS OR REPLACEMENTS

1. OWNER: Northeast Utilities Service Co. Date: 11/7/94  
P. O. Box 128, Waterford CT
2. PLANT: Millstone Nuclear Power Station Unit 3
3. Work Performed By: Maintenance AWO Numbers  
Address: P. O. Box 128, Waterford CT M39416578
4. SYSTEM: MSS CODE CLASS: 2
5. Applicable Const. Code: ASME III Edition: 1971 Addenda: S73  
Code Edition of: Section XI Utilized for work 83W83
6. IDENTIFICATION OF COMPONENTS REPAIRED OR REPLACED:

Components ID Number	Name of Manufacturer	Mfrs. S/N.	Nat'l Board Number	Repair / Replacement	ASME Stamped
3MSS*RV25C	Dresser Industries	BS00305	N/A	Replacement	no

7. Description of work: Replace Valve 3MSS\*RV25C, S/N BS00305 with certified tested replacement valve from Wyle Labs, S/N BS00294.  
Perform replacement work per AWO M3-94-16578 and Maint. Procedure MP 3762AA.
8. Test Conducted:  
Hydrostatic ☐ Pneumatic ☐ Normal Operating Pressure ☐ Other ☒ VT-2

## CERTIFICATE OF COMPLIANCE

We certify that the statements made in the report are correct and this replacement conforms to the rules of ASME Code, Section XI.

Signed:  Date: 11-7-94

## CERTIFICATE OF INSERVICE INSPECTION

I, the undersigned, holding a valid commission issued by the National Board of Boiler and Pressure Vessel Inspectors and the State of NEW YORK and employed by Hartford Steam Boiler Insurance and Inspection during the period 9/12/94 to 4/8/95, and state that to the best of my knowledge and belief, the owner has performed examinations and has taken corrective measures described in this owner's report in accordance with the requirements of ASME Code, Section XI.

By signing this certificate neither the inspector nor his employer makes any warranty, expressed or implied, concerning the examinations and corrective measures described in the Owner's Report. Furthermore, neither the inspector nor his employer shall be liable in any manner for any personal injury, property damage, or loss of any kind arising from or connected with this inspection.

Inspector's Signature: Russell B. Millan  
6/8/95

Commissions: NY 2498

# Form NIS-2 OWNERS REPORT FOR REPAIRS OR REPLACEMENTS

1. OWNER: Northeast Utilities Service Co. Date: 11/3/94  
P. O. Box 128, Waterford CT
2. PLANT: Millstone Nuclear Power Station Unit 3
3. Work Performed By: Maintenance AWO Numbers  
Address: P. O. Box 128, Waterford CT M39416581
4. SYSTEM: MSS CODE CLASS: 2
5. Applicable Const. Code: ASME III Edition: 1971 Addenda: S73  
Code Edition of: Section XI Utilized for work 1983, W85
6. IDENTIFICATION OF COMPONENTS REPAIRED OR REPLACED:

Components ID Number	Name of Manufacturer	Mfrs. S/N.	Nat'l Board Number	Repair / Replacement	ASME Stamped
3MSS*RV26C	Dresser Industries	BS00309	N/A	Replacement	N/A

7. Description of work: Replace valve 3MSS\*RV26C, S/N BS00309 with certified tested replacement valve from Wyle Lolis, S/N BS00296. Perform replacement work per AWO M3-94-16581 and Maint. Procedure MP 3762AA.
8. Test Conducted:  
Hydrostatic ☐ Pneumatic ☐ Normal Operating Pressure ☐ Other ☒ VT-2

## CERTIFICATE OF COMPLIANCE

We certify that the statements made in the report are correct and this replacement conforms to the rules of ASME Code, Section XI.

Signed: DL Miller Date: 11-7-94

## CERTIFICATE OF INSERVICE INSPECTION

I, the undersigned, holding a valid commission issued by the National Board of Boiler and Pressure Vessel Inspectors and the State of ~~Connecticut~~ <sup>NEW YORK</sup> and employed by Hartford Steam Boiler Insurance and Inspection during the period 9/12/94 to 6/8/95, and state that to the best of my knowledge and belief, the owner has performed examinations and has taken corrective measures described in this owner's report in accordance with the requirements of ASME Code, Section XI.

By signing this certificate neither the inspector nor his employer makes any warranty, expressed or implied, concerning the examinations and corrective measures described in the Owner's Report. Furthermore, neither the inspector nor his employer shall be liable in any manner for any personal injury, property damage, or loss of any kind arising from or connected with this inspection.

Inspector's Signature: Russell B. Miller Commissions: NY 2498  
6/8/95

# Form NIS-2 OWNERS REPORT FOR REPAIRS OR REPLACEMENTS

1. OWNER: Northeast Utilities Service Co. Date: 5/9/95  
P. O. Box 128, Waterford CT
2. PLANT: Millstone Nuclear Power Station Unit #3
3. Work Performed By: Maintenance AWO Numbers  
Address: P. O. Box 128, Waterford CT M3-94-16777
4. SYSTEM: MSS CODE CLASS: 2
5. Applicable Const. Code: ASME III, Edition: 1971 Addenda: S73  
Case Edition of Section XI Utilized for work 1983, W85

## 6. IDENTIFICATION OF COMPONENTS REPAIRED OR REPLACED:

Components ID Number	Name of Manufacture	Mfrs. S/N	Nat'l Board No.	Repair / Replacement	ASME Stamped
3MSS*PV20A	Fisher Controls	8659426	6730	Repair/Replace	Yes

7. Description of work: The studs were replaced with modified studs per RIE-PSE-MP3E-95-183.  
ME: 493-423-1, 280-014-1, 294-0567
8. Test Conducted:  
Hydrostatic <> Pneumatic <> Normal Operating Pressure <X> Other <> VT-2

## CERTIFICATE OF COMPLIANCE

We certify that the statements made in the report are correct and this replacement conforms to the rules of ASME Code, Section XI

Signed: 2R MacL

Date: 7-11-95

## CERTIFICATE OF INSERVICE INSPECTION

I, the undersigned, holding a valid commission issued by the National Board of Boiler and Pressure Vessel Inspectors and the State of Connecticut and employed by Hartford Steam Boiler Insurance and Inspection during the period 5/9/95 to 7/24/95, and state that to the best of my knowledge and belief, the owner has performed examinations and has taken corrective measures described in this owner's report in accordance with the requirements of ASME Code, Section XI.

By signing this certificate neither the inspector nor his employer makes any warranty, expressed or implied, concerning the examinations and corrective measures described in the Owner's Report. Furthermore, neither the inspector nor his employer shall be liable in any manner for any personal injury, property damage, or loss of any kind arising from or connected with this inspection.

Inspector's Signature: E. J. [Signature]

Commissions: CT1137 NIS9384

Date: 8/10/95

**Form NIS-2 OWNERS REPORT FOR REPAIRS OR REPLACEMENTS**

1. OWNER: Northeast Utilities Service Co. Date: 5/9/95  
P. O. Box 128, Waterford CT
2. PLANT: Millstone Nuclear Power Station Unit #3
3. Work Performed By: Maintenance AWO Numbers  
Address: P. O. Box 128, Waterford CT M3-94-16826
4. SYSTEM: MSS CODE CLASS: 2
5. Applicable Const. Code: ASME III, Edition: 1971 Addenda: S73  
Case Edition of Section XI Utilized for work 1983, W85

6. IDENTIFICATION OF COMPONENTS REPAIRED OR REPLACED:

Components ID Number	Name of Manufacture	Mfrs. S/N	Nat'l Board No.	Repair / Replacement	ASME Stamped
3MSS*PV20B	Fisher Controls	8659427	6766	Repair/Replce	Yes

7. Description of work: The studs were replaced with modified studs per RIE-PSE-MP3E-95-183.
8. Test Conducted:  
Hydrostatic < > Pneumatic < > Normal Operating Pressure < X > Other < ✓ - 2

**CERTIFICATE OF COMPLIANCE**

We certify that the statements made in the report are correct and this replacement conforms to the rules of ASME Code, Section XI

Signed: [Signature] Date: 7-26-95

**CERTIFICATE OF INSERVICE INSPECTION**

I, the undersigned, holding a valid commission issued by the National Board of Boiler and Pressure Vessel Inspectors and the State of Connecticut and employed by Hartford Steam Boiler Insurance and Inspection during the period 5/9/95 to 7/24/95 and state that to the best of my knowledge and belief, the owner has performed examinations and has taken corrective measures described in this owner's report in accordance with the requirements of ASME Code, Section XI.

By signing this certificate neither the inspector nor his employer makes any warranty, expressed or implied, concerning the examinations and corrective measures described in the Owner's Report. Furthermore, neither the inspector nor his employer shall be liable in any manner for any personal injury, property damage, or loss of any kind arising from or connected with this inspection.

Inspector's Signature: [Signature] Commissions: C71137  
Date: 8/9/95

Form NIS-2 OWNERS REPORT FOR REPAIRS OR REPLACEMENTS

1. OWNER: Northeast Utilities Service Co. Date: 5/9/95  
P. O. Box 128, Waterford CT
2. PLANT: Millstone Nuclear Power Station Unit #3
3. Work Performed By: Maintenance AWO Numbers  
Address: P. O. Box 128, Waterford CT M3-94-16827
4. SYSTEM: MSS CODE CLASS: 2
5. Applicable Const. Code: ASME III, Edition: 1971 Addenda: S73  
Case Edition of Section XI Utilized for work 1983, W85

6. IDENTIFICATION OF COMPONENTS REPAIRED OR REPLACED:

Components ID Number	Name of Manufacture	Mfrs. S/N.	Nat'l Board No.	Repair / Replacement	ASME Stamped
3MSS*PV20C	Fisher Controls	8659428	6767	Repair/Replace	Yes


7. Description of work: During disassembly of the valve, one of the tapped threads in the valve body was found to be cross threaded. NCR 395-211 was generated to allow removal of the crossed threads. Also, the studs were replaced with a modified stud per RIE-PSE-MP3E-95-183. Four (4) nuts were also replaced due to galling.

8. Test Conducted:

Hydrostatic < > Pneumatic < > Normal Operating Pressure < X > Other < ✓ - 2

CERTIFICATE OF COMPLIANCE

We certify that the statements made in the report are correct and this replacement conforms to the rules of ASME Code, Section XI

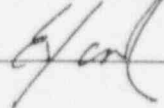
Signed: 

Date: 7-31-95

CERTIFICATE OF INSERVICE INSPECTION

I, the undersigned, holding a valid commission issued by the National Board of Boiler and Pressure Vessel Inspectors and the State of Connecticut and employed by Hartford Steam Boiler Insurance and Inspection during the period 5/9/95 to 7/24/95, and state that to the best of my knowledge and belief, the owner has performed examinations and has taken corrective measures described in this owner's report in accordance with the requirements of ASME Code, Section XI.

By signing this certificate neither the inspector nor his employer makes any warranty, expressed or implied, concerning the examinations and corrective measures described in the Owner's Report. Furthermore, neither the inspector nor his employer shall be liable in any manner for any personal injury, property damage, or loss of any kind arising from or connected with this inspection.

Inspector's Signature: 

Commissions: 61151

Date: 8/2/95



## Form NIS-2 OWNERS REPORT FOR REPAIRS OR REPLACEMENTS

1. OWNER: Northeast Utilities Service Co. Date: 5/9/95  
P. O. Box 128, Waterford CT
2. PLANT: Millstone Nuclear Power Station Unit #3
3. Work Performed By: Maintenance AWO Numbers  
Address: P. O. Box 128, Waterford CT M3-94-16828
4. SYSTEM: MSS CODE CLASS: 2
5. Applicable Const. Code: ASME III, Edition: 1971 Addenda: S73  
Case Edition of Section XI Utilized for work 1983, W85

### 6. IDENTIFICATION OF COMPONENTS REPAIRED OR REPLACED:

Components ID Number	Name of Manufacture	Mfrs. S/N.	Nat'l Board No.	Repair / Replacement	ASME Stamped
3MSS*PV20D	Fisher Controls	8659429	6731	Repair/Replace	Yes

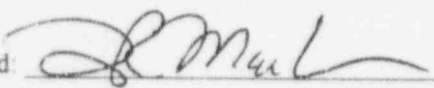
7. Description of work: The studs were replaced with modified studs per RIE-PSE-MP3E-95-183.

### 8. Test Conducted:

Hydrostatic <> Pneumatic <> Normal Operating Pressure < X > Other <

### CERTIFICATE OF COMPLIANCE

We certify that the statements made in the report are correct and this replacement conforms to the rules of ASME Code, Section XI

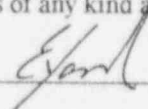
Signed: 

Date: 7-14-95

### CERTIFICATE OF INSERVICE INSPECTION

I, the undersigned, holding a valid commission issued by the National Board of Boiler and Pressure Vessel Inspectors and the State of Connecticut and employed by Hartford Steam Boiler Insurance and Inspection during the period 5/9/95 to 7/28/95, and state that to the best of my knowledge and belief, the owner has performed examinations and has taken corrective measures described in this owner's report in accordance with the requirements of ASME Code, Section XI.

By signing this certificate neither the inspector nor his employer makes any warranty, expressed or implied, concerning the examinations and corrective measures described in the Owner's Report. Furthermore, neither the inspector nor his employer shall be liable in any manner for any personal injury, property damage, or loss of any kind arising from or connected with this inspection.

Inspector's Signature: 

Commissions: C41137

Date: 7/28/95

STUD MNR 493423.

# Form NIS-2 OWNERS REPORT FOR REPAIRS OR REPLACEMENTS

1. OWNER: Northeast Utilities Service Co. Date: 6-5-95  
P. O. Box 128, Waterford CT
2. PLANT: Millstone Nuclear Power Station Unit 3
3. Work Performed By: Maintenance AWO Numbers  
Address: P. O. Box 128, Waterford CT M3-94-20524
4. SYSTEM: Main Steam - MSS CODE CLASS: Class 2
5. Applicable Const. Code: ASME III Edition: 1971 Addenda: S73  
Code Edition of: Section XI Utilized for work 1983, S83
6. IDENTIFICATION OF COMPONENTS REPAIRED OR REPLACED:

Components ID Number	Name of Manufacturer	Mfrs. S/N	Nat'l Board Number	Repair / Replacement	ASME Stamped
3MSS*AOV31A	Fisher Controls	73110076	NB 5684	Replacement	Yes

7. Description of work: Replace plug/stem assembly one-for-one
8. Test Conducted:  
Hydrostatic ☐ Pneumatic ☐ Normal Operating Pressure ☐ Other ☒

## CERTIFICATE OF COMPLIANCE

We certify that the statements made in the report are correct and this replacement (circle one) conforms to the rules of ASME Code, Section XI.

Signed: Martin Feldner Date: 6-5-95

## CERTIFICATE OF INSERVICE INSPECTION

I, the undersigned, holding a valid commission issued by the National Board of Boiler and Pressure Vessel Inspectors and the State of Connecticut and employed by Hartford Steam Boiler Insurance and Inspection during the period 4/12/85 to 4/5/95 and state that to the best of my knowledge and belief, the owner has performed examinations and has taken corrective measures described in this owner's report in accordance with the requirements of ASME Code, Section XI.

By signing this certificate neither the inspector nor his employer makes any warranty, expressed or implied, concerning the examinations and corrective measures described in the Owner's Report. Furthermore, neither the inspector nor his employer shall be liable in any manner for any personal injury, property damage, or loss of any kind arising from or connected with this inspection.

Inspector's Signature: Russell B. Miller Commissions: 112498  
Date: 6/5/95



# Form NIS-2 OWNERS REPORT FOR REPAIRS OR REPLACEMENTS

1. OWNER: Northeast Utilities Service Co. Date: 7/5/95  
P. O. Box 128, Waterford CT
2. PLANT: Millstone Nuclear Power Station Unit 3
3. Work Performed By: Maintenance AWO Numbers  
M3 94 21625
4. SYSTEM: MSS CODE CLASS: 2
5. Applicable Const. Code: ASME III Edition: 1971 Addenda: S73  
 Code Edition of: Section XI Utilized for work 83 S 83
6. IDENTIFICATION OF COMPONENTS REPAIRED OR REPLACED:

Components ID Number	Name of Manufacturer	Mfrs. S/N.	Nat'l Board Number	Repair / Replacement	ASME Stamped
3MSS*SG1B	Westinghouse	N/A	N/A	Replacement	No

7. Description of work: Replace Steam Generator Secondary Side Manway Bolts
8. Test Conducted:  
 Hydrostatic ☐ Pneumatic ☐ Normal Operating Pressure ☒ Other ☐

## CERTIFICATE OF COMPLIANCE

We certify that the statements made in the report are correct and this replacement conforms to the rules of ASME Code, Section XI.

Signed: [Signature] Date: 7-10-95

## CERTIFICATE OF INSERVICE INSPECTION

I, the undersigned, holding a valid commission issued by the National Board of Boiler and Pressure Vessel Inspectors and the State of Connecticut and employed by Hartford Steam Boiler Insurance and Inspection during the period 4-8-95 to 6-2-95, and state that to the best of my knowledge and belief, the owner has performed examinations and has taken corrective measures described in this owner's report in accordance with the requirements of ASME Code, Section XI.

By signing this certificate neither the inspector nor his employer makes any warranty, expressed or implied, concerning the examinations and corrective measures described in the Owner's Report. Furthermore, neither the inspector nor his employer shall be liable in any manner for any personal injury, property damage, or loss of any kind arising from or connected with this inspection.

Inspector's Signature: [Signature] Commissions: CT1157  
 Date: 7/14/95

# Form NIS-2 OWNERS REPORT FOR REPAIRS OR REPLACEMENTS

1. OWNER: Northeast Utilities Service Co. Date: 07/13/95  
P. O. Box 128, Waterford CT
2. PLANT: Millstone Nuclear Power Station Unit 3
3. Work Performed By: Maintenance Services AWO Numbers  
 Address: P. O. Box 128, Waterford CT M3-95-00941
4. SYSTEM: QSS CODE CLASS: 2
5. \*Applicable Const. Code: ASME III Edition: 1971 Addenda: S73  
 Code Edition of: Section XI Utilized for work 83 W 85 Code Case N-416-1  
 (Per ISI 5/27/95)

## 6. IDENTIFICATION OF COMPONENTS REPAIRED OR REPLACED:

Components ID Number	Name of Manufacturer	Mfrs. S/N.	Nat'l Board Number	Repair / Replacement	ASME Stamped
3QSS-006-006-64-2	Tioga Pipe Supply Co	N/A	N/A	Modification	No

7. Description of work: Design change which deletes the use of the CAT. Cut and cap the subject line.  
Abandon in place all lines downstream the cap.
8. Test Conducted:  
 Hydrostatic ☒ Pneumatic ☐ Normal Operating Pressure ☒ Other ☐

## CERTIFICATE OF COMPLIANCE

We certify that the statements made in the report are correct and this modification conforms to the rules of ASME Code, Section XI.

Signed: Joseph Gildor Date: 7-13-95

## CERTIFICATE OF INSERVICE INSPECTION

I, the undersigned, holding a valid commission issued by the National Board of Boiler and Pressure Vessel Inspectors and the State of ~~Connecticut~~ <sup>NEW YORK</sup> and employed by Hartford Steam Boiler Insurance and Inspection during the period 4/25/95 to 7/12/95 and state that to the best of my knowledge and belief, the owner has performed examinations and has taken corrective measures described in this owner's report in accordance with the requirements of ASME Code, Section XI.

By signing this certificate neither the inspector nor his employer makes any warranty, expressed or implied, concerning the examinations and corrective measures described in the Owner's Report. Furthermore, neither the inspector nor his employer shall be liable in any manner for any personal injury, property damage, or loss of any kind arising from or connected with this inspection.

Inspector's Signature: Russell B. Miller Commissions: NY 2498  
 Date: 7/12/95

# Form NIS-2 OWNERS REPORT FOR REPAIRS OR REPLACEMENTS

1. OWNER: Northeast Utilities Service Co. Date: \_\_\_\_\_  
P. O. Box 128, Waterford CT
2. PLANT: Millstone Nuclear Power Station Unit 3
3. Work Performed By: Maintenance Services AWO Number  
Address: P. O. Box 128, Waterford CT M3-95-00944
4. SYSTEM: SIL CODE CLASS: 2
5. Applicable Const. Code: ASME III Edition: 1971 Addenda: S73  
Code Edition of: Section XI Utilized for work 83 W 85
6. IDENTIFICATION OF COMPONENTS REPAIRED OR REPLACED:

Components ID Number	Name of Manufacturer	Mfrs. S/N.	Nat'l Board Number	Repair / Replacement	ASME Stamped
3 SIL*TK1A (manway cover)	Southwest Fab & Welding	0003	293	Replacement	N 2

7. Description of work: Welded bracket to manway cover for seismic monitor mounting (PDCR MP3-94-165)
8. Test Conducted:  
Hydrostatic ☐ Pneumatic ☐ Normal Operating Pressure ☐ Other ☒ MT

## CERTIFICATE OF COMPLIANCE

We certify that the statements made in the report are correct and this replacement conforms to the rules of ASME Code, Section XI.

Signed: Steven V. D... Date: 05/25/95

## CERTIFICATE OF INSERVICE INSPECTION

I, the undersigned, holding a valid commission issued by the National Board of Boiler and Pressure Vessel Inspectors and the State of New York and employed by Hartford Steam Boiler Insurance and Inspection during the period 4/19/95 to 6/20/95 and state that to the best of my knowledge and belief, the owner has performed examinations and has taken corrective measures described in this owner's report in accordance with the requirements of ASME Code, Section XI.

By signing this certificate neither the inspector nor his employer makes any warranty, expressed or implied, concerning the examinations and corrective measures described in the Owner's Report. Furthermore, neither the inspector nor his employer shall be liable in any manner for any personal injury, property damage, or loss of any kind arising from or connected with this inspection.

Inspector's Signature: Russell B. Miller Commissions: NY 2498  
Date: 6/20/95

# Form NIS-2 OWNERS REPORT FOR REPAIRS OR REPLACEMENTS

1. OWNER: Northeast Utilities Service Co. Date: 2-16-95  
P. O. Box 128, Waterford CT
2. PLANT: Millstone Nuclear Power Station Unit 3
3. Work Performed By: Northeast Utilities AWO Numbers  
 Address: P. O. Box 128, Waterford CT M3-95-01082
4. SYSTEM: Recirc. Spray CODE CLASS: 2
5. App. Const. Code: ASME III Edition: 1971 Addenda: S73 Code Case: N/A  
 Code Edition of: Section XI Utilized for work 1983, W85

## 6. IDENTIFICATION OF COMPONENTS REPAIRED OR REPLACED:

Components ID Number	Name of Manufacturer	Mfrs. S/N.	Nat'l Board Number	Repair / Replacement	ASME Stamped
Z102	Graver Tank & Mfg.	N/A	8392	Replacement	NPT
Z103	"	N/A	8393	"	"
Z104	"	N/A	8394	"	"
Z105	"	N/A	8395	"	"

7. Description of work: Install fabricated flanges on the penetrations per PDCR 3-94-162

8. Test Conducted:

Hydrostatic ☐ Pneumatic ☐ Normal Operating Pressure ☐ Other ☒ LLRT AVD 5/25/95  
ILRT

## CERTIFICATE OF COMPLIANCE

We certify that the statements made in the report are correct and this replacement conforms to the rules of ASME Code, Section XI.

Signed: Stan V. Dumas

Date: 05/25/95

## CERTIFICATE OF INSERVICE INSPECTION

I, the undersigned, holding a valid commission issued by the National Board of Boiler and Pressure Vessel Inspectors and the State of ~~Connecticut~~ NEW YORK and employed by Hartford Steam Boiler Insurance and Inspection during the period 4/12/95 to 7/18/95, and state that to the best of my knowledge and belief, the owner has performed examinations and has taken corrective measures described in this owner's report in accordance with the requirements of ASME Code, Section XI.

By signing this certificate neither the inspector nor his employer makes any warranty, expressed or implied, concerning the examinations and corrective measures described in the Owner's Report. Furthermore, neither the inspector nor his employer shall be liable in any manner for any personal injury, property damage, or loss of any kind arising from or connected with this inspection.

Inspector's Signature: Russell B. Meller

Commissions: NY 2498

Date: 7/18/95

Form NIS-2 OWNERS REPORT FOR REPAIRS OR REPLACEMENTS

1. OWNER: Northeast Utilities Service Co. Date: 3/17/95  
P. O. Box 128, Waterford CT
2. PLANT: Millstone Nuclear Power Station Unit #3
3. Work Performed By: Maintenance AWO Numbers  
Address: P. O. Box 128, Waterford CT M3-95-01199
4. SYSTEM: MSS CODE CLASS: 2
5. Applicable Const. Code: ASME III, Edition: 1974 Addenda: S74  
Case Edition of Section XI Utilized for work 1983, W85

6. IDENTIFICATION OF COMPONENTS REPAIRED OR REPLACED:

Components ID Number	Name of Manufacture	Mfrs. S/N.	Nat'l Board No.	Repair / Replacement	ASME Stamped
3MSS*RV22B	Dresser	BS00295	N/A	Replacement	Yes

7. Description of work: Replaced Safety Valve with Spare S/N BS00299; replaced disk with spare S/N  
ACL17.

8. Test Conducted:

Hydrostatic <> Pneumatic <> Normal Operating Pressure < X > Other < > VT-2

CERTIFICATE OF COMPLIANCE

We certify that the statements made in the report are correct and this replacement conforms to the rules of ASME Code, Section XI

Signed: 

Date:  7-10-95 8-8-95

CERTIFICATE OF INSERVICE INSPECTION

I, the undersigned, holding a valid commission issued by the National Board of Boiler and Pressure Vessel Inspectors and the State of Connecticut and employed by Hartford Steam Boiler Insurance and Inspection during the period 3/6/95 to 7/5/95, and state that to the best of my knowledge and belief, the owner has performed examinations and has taken corrective measures described in this owner's report in accordance with the requirements of ASME Code, Section XI.

By signing this certificate neither the inspector nor his employer makes any warranty, expressed or implied, concerning the examinations and corrective measures described in the Owner's Report. Furthermore, neither the inspector nor his employer shall be liable in any manner for any personal injury, property damage, or loss of any kind arising from or connected with this inspection.

Inspector's Signature: 

Commissions: CT1137

Date: 8/8/95

Form NIS-2 OWNERS REPORT FOR REPAIRS OR REPLACEMENTS

1. OWNER: Northeast Utilities Service Co. Date: 3/17/95  
P. O. Box 128, Waterford CT
2. PLANT: Millstone Nuclear Power Station Unit #3
3. Work Performed By: Maintenance AWO Numbers  
 Address: P. O. Box 128, Waterford CT M3-95-01200
4. SYSTEM: MSS CODE CLASS: 2
5. Applicable Const. Code: ASME III, Edition: 1974 Addenda: S74  
Case Edition of Section XI Utilized for work 1983, W85

6. IDENTIFICATION OF COMPONENTS REPAIRED OR REPLACED:

Components ID Number	Name of Manufacture	Mfrs. S/N.	Nat'l Board No.	Repair / Replacement	ASME Stamped
3MSS*RV22C	Dresser	BS00292	N/A	Replacement	Yes

7. Description of work: Replaced Safety Valve with Spare S/N BS00307; replaced disk with spare S/N  
ACL16.

8. Test Conducted:

Hydrostatic < >    Pneumatic < >    Normal Operating Pressure < X > Other < >

VF-2  
~~MT~~  
~~BY~~

CERTIFICATE OF COMPLIANCE

We certify that the statements made in the report are correct and this replacement conforms to the rules of ASME Code, Section XI

Signed: 2R Mearl

Date: 7-10-95 8-8-95

CERTIFICATE OF INSERVICE INSPECTION

I, the undersigned, holding a valid commission issued by the National Board of Boiler and Pressure Vessel Inspectors and the State of Connecticut and employed by Hartford Steam Boiler Insurance and Inspection during the period 3/21/95 to 8/8/95, and state that to the best of my knowledge and belief, the owner has performed examinations and has taken corrective measures described in this owner's report in accordance with the requirements of ASME Code, Section XI.

By signing this certificate neither the inspector nor his employer makes any warranty, expressed or implied, concerning the examinations and corrective measures described in the Owner's Report. Furthermore, neither the inspector nor his employer shall be liable in any manner for any personal injury, property damage, or loss of any kind arising from or connected with this inspection.

Inspector's Signature: C. J. [Signature]

Commissions: CT115T

Date: 8/8/95



Form NIS-2 OWNERS REPORT FOR REPAIRS OR REPLACEMENTS

1. OWNER: Northeast Utilities Service Co. Date: 3/17/95  
P. O. Box 128, Waterford CT
2. PLANT: Millstone Nuclear Power Station Unit #3
3. Work Performed By: Maintenance AWO Numbers  
 Address: P. O. Box 128, Waterford CT M3-95-01201
4. SYSTEM: MSS CODE CLASS: 2
5. Applicable Const. Code: ASME III, Edition: 1974 Addenda: S74  
Case Edition of Section XI Utilized for work 1983, W85

6. IDENTIFICATION OF COMPONENTS REPAIRED OR REPLACED:

Components ID Number	Name of Manufacture	Mfrs. S/N.	Nat'l Board No.	Repair / Replacement	ASME Stamped
3MSS*RV22D	Dresser	BS00293	N/A	Replacement	Yes

7. Description of work: Replaced Safety Valve with Spare S/N BS00303; replaced disk with spare S/N ACM56.

8. Test Conducted:

Hydrostatic <> Pneumatic <> Normal Operating Pressure <X> Other <>

UT-2  
~~HST 3/17/95~~

CERTIFICATE OF COMPLIANCE

We certify that the statements made in the report are correct and this replacement conforms to the rules of ASME Code, Section XI

Signed: [Signature]

Date: 7-25-95

CERTIFICATE OF INSERVICE INSPECTION

I, the undersigned, holding a valid commission issued by the National Board of Boiler and Pressure Vessel Inspectors and the State of Connecticut and employed by Hartford Steam Boiler Insurance and Inspection during the period 3/24/95 to 7/25/95, and state that to the best of my knowledge and belief, the owner has performed examinations and has taken corrective measures described in this owner's report in accordance with the requirements of ASME Code, Section XI.

By signing this certificate neither the inspector nor his employer makes any warranty, expressed or implied, concerning the examinations and corrective measures described in the Owner's Report. Furthermore, neither the inspector nor his employer shall be liable in any manner for any personal injury, property damage, or loss of any kind arising from or connected with this inspection.

Inspector's Signature: [Signature]

Commissions: CT 1157-N/S

Date: 8/4/95

Form NIS-2 OWNERS REPORT FOR REPAIRS OR REPLACEMENTS

1. OWNER: Northeast Utilities Service Co. Date: 3/17/95  
P. O. Box 128, Waterford CT
2. PLANT: Millstone Nuclear Power Station Unit #3
3. Work Performed By: Maintenance AWO Numbers  
 Address: P. O. Box 128, Waterford CT M3-95-01202
4. SYSTEM: MSS CODE CLASS: 2
5. Applicable Const. Code: ASME III, Edition: 1974 Addenda: S74  
Case Edition of Section XI Utilized for work 1983, W85

6. IDENTIFICATION OF COMPONENTS REPAIRED OR REPLACED:

Components ID Number	Name of Manufacture	Mfrs. S/N.	Nat'l Board No.	Repair / Replacement	ASME Stamped
3MSS*RV25D	Dresser	BS00306	N/A	Replacement	Yes

7. Description of work: Replaced Safety Valve with Spare S/N BS00305; replaced disk with spare S/N ACM12.

8. Test Conducted:

Hydrostatic <> Pneumatic <> Normal Operating Pressure < X > Other < > VT-2

CERTIFICATE OF COMPLIANCE

We certify that the statements made in the report are correct and this replacement conforms to the rules of ASME Code, Section XI

Signed: [Signature]

Date: 7-11-95 8-8-95

CERTIFICATE OF INSERVICE INSPECTION

I, the undersigned, holding a valid commission issued by the National Board of Boiler and Pressure Vessel Inspectors and the State of Connecticut and employed by Hartford Steam Boiler Insurance and Inspection during the period 3/2/95 to 7/25/95 and state that to the best of my knowledge and belief, the owner has performed examinations and has taken corrective measures described in this owner's report in accordance with the requirements of ASME Code, Section XI.

By signing this certificate neither the inspector nor his employer makes any warranty, expressed or implied, concerning the examinations and corrective measures described in the Owner's Report. Furthermore, neither the inspector nor his employer shall be liable in any manner for any personal injury, property damage, or loss of any kind arising from or connected with this inspection.

Inspector's Signature: [Signature]

Commissions: CT 1137

Date: 8/9/95



Form NIS-2 OWNERS REPORT FOR REPAIRS OR REPLACEMENTS

1. OWNER: Northeast Utilities Service Co. Date: 3/17/95  
P. O. Box 128, Waterford CT
2. PLANT: Millstone Nuclear Power Station Unit #3
3. Work Performed By: Maintenance AWO Numbers  
 Address: P. O. Box 128, Waterford CT M3-95-01203
4. SYSTEM: MSS CODE CLASS: 2
5. Applicable Const. Code: ASME III, Edition: 1971 Addenda: S73  
Case Edition of Section XI Utilized for work 1983,W85

6. IDENTIFICATION OF COMPONENTS REPAIRED OR REPLACED:

Components ID Number	Name of Manufacture	Mfrs. S/N.	Nat'l Board No.	Repair / Replacement	ASME Stamped
3MSS*RV26B	Dresser	BR06741	N/A	Replacement	Yes

7. Description of work: Replaced Safety Valve with Spare S/N BS00309; replaced disk with spare S/N ACM13.

8. Test Conducted:

Hydrostatic <> Pneumatic <> Normal Operating Pressure < X > Other < > VT-2

CERTIFICATE OF COMPLIANCE

We certify that the statements made in the report are correct and this replacement conforms to the rules of ASME Code, Section XI

Signed: 2R Maul

Date: 7-11-95

CERTIFICATE OF INSERVICE INSPECTION

I, the undersigned, holding a valid commission issued by the National Board of Boiler and Pressure Vessel Inspectors and the State of Connecticut and employed by Hartford Steam Boiler Insurance and Inspection during the period 3/21/95 to 7/25/95, and state that to the best of my knowledge and belief, the owner has performed examinations and has taken corrective measures described in this owner's report in accordance with the requirements of ASME Code, Section XI.

By signing this certificate neither the inspector nor his employer makes any warranty, expressed or implied, concerning the examinations and corrective measures described in the Owner's Report. Furthermore, neither the inspector nor his employer shall be liable in any manner for any personal injury, property damage, or loss of any kind arising from or connected with this inspection.

Inspector's Signature: [Signature]

Commissions: CT1137

Date: 8/2/95

# Form NIS-2 OWNERS REPORT FOR REPAIRS OR REPLACEMENTS

1. OWNER: Northeast Utilities Service Co. Date: 2-14-95  
P. O. Box 128, Waterford CT
2. PLANT: Millstone Nuclear Power Station Unit 3
3. Work Performed By: Northeast Utilities AWO Numbers  
 Address: P. O. Box 128, Waterford CT M3-95-02237
4. SYSTEM: Main Steam CODE CLASS: 2
5. App. Const. Code: ASME III Edition: 1971 Addenda: W/573 Code Case: 1334-3/1727 *Reg*  
 Code Edition of: Section XI Utilized for work 1983, W85
6. IDENTIFICATION OF COMPONENTS REPAIRED OR REPLACED:

Components ID Number	Name of Manufacturer	Mfrs. S/N.	Nat'l Board Number	Repair / Replacement	ASME Stamped
3MSS*CTV27A	Sulzer	5425	1	N/A	N/A

7. Description of work: Drill and tap piston cylinder for valve 3MSS\*CTV27A and install new control blocks
8. Test Conducted:  
 Hydrostatic ☐ Pneumatic ☐ Normal Operating Pressure ☒ Other ☐ VT-2

## CERTIFICATE OF COMPLIANCE

We certify that the statements made in the report are correct and this modification conforms to the rules of ASME Code, Section XI.

Signed: *DRM* Date: 7-14-95

## CERTIFICATE OF INSERVICE INSPECTION

I, the undersigned, holding a valid commission issued by the National Board of Boiler and Pressure Vessel Inspectors and the State of Connecticut and employed by Hartford Steam Boiler Insurance and Inspection during the period 3/13/95 to 7/15/95, and state that to the best of my knowledge and belief, the owner has performed examinations and has taken corrective measures described in this owner's report in accordance with the requirements of ASME Code, Section XI.

By signing this certificate neither the inspector nor his employer makes any warranty, expressed or implied, concerning the examinations and corrective measures described in the Owner's Report. Furthermore, neither the inspector nor his employer shall be liable in any manner for any personal injury, property damage, or loss of any kind arising from or connected with this inspection.

Inspector's Signature: *E. J. ...* Commissions: *NR 9534* *6/11/97* Date: 8/10/95

# Form NIS-2 OWNERS REPORT FOR REPAIRS OR REPLACEMENTS

1. OWNER: Northeast Utilities Service Co. Date: 2-14-95  
P. O. Box 128, Waterford CT
2. PLANT: Millstone Nuclear Power Station Unit 3
3. Work Performed By: Northeast Utilities AWO Numbers  
 Address: P. O. Box 128, Waterford CT M3-95-02240
4. SYSTEM: Main Steam CODE CLASS: 2
5. App. Const. Code: ASME III Edition: 1971 Addenda: W/873 Code Case: 1334-3/1727  
 Code Edition of: Section XI Utilized for work 1983, W85
6. IDENTIFICATION OF COMPONENTS REPAIRED OR REPLACED:

Components ID Number	Name of Manufacturer	Mfrs. S/N.	Nat'l Board Number	Repair / Replacement	ASME Stamped
3MSS*CTV27B	Sulzer	5431	2	N/A	N/A

7. Description of work: Drill and tap piston cylinder for valve 3MSS\*CTV27B and install new control blocks
8. Test Conducted:  
 Hydrostatic ☐ Pneumatic ☐ Normal Operating Pressure ☒ Other ☐ VT-2

## CERTIFICATE OF COMPLIANCE

We certify that the statements made in the report are correct and this modification conforms to the rules of ASME Code, Section XI.

Signed: 2R Man

Date: 7-14-95

## CERTIFICATE OF INSERVICE INSPECTION

I, the undersigned, holding a valid commission issued by the National Board of Boiler and Pressure Vessel Inspectors and the State of Connecticut and employed by Hartford Steam Boiler Insurance and Inspection during the period 3/15/95 to 8/9/95, and state that to the best of my knowledge and belief, the owner has performed examinations and has taken corrective measures described in this owner's report in accordance with the requirements of ASME Code, Section XI.

By signing this certificate neither the inspector nor his employer makes any warranty, expressed or implied, concerning the examinations and corrective measures described in the Owner's Report. Furthermore, neither the inspector nor his employer shall be liable in any manner for any personal injury, property damage, or loss of any kind arising from or connected with this inspection.

Inspector's Signature: E. J. ...

Commissions: NB 9704 +  
CT 1157

Date: 8/9/95

# Form NIS-2 OWNERS REPORT FOR REPAIRS OR REPLACEMENTS

1. OWNER: Northeast Utilities Service Co. Date: 7/5/95  
P. O. Box 128, Waterford CT
2. PLANT: Millstone Nuclear Power Station Unit 3
3. Work Performed By: Construction AWO Numbers  
M3 95 02242
4. SYSTEM: MSS CODE CLASS: 2
5. Applicable Const. Code: ASME III Edition: 1971 Addenda: S73  
Code Edition of: Section XI Utilized for work 83 S 83
6. IDENTIFICATION OF COMPONENTS REPAIRED OR REPLACED:

Components ID Number	Name of Manufacturer	Mfrs. S/N.	Nat'l Board Number	Repair / Replacement	ASME Stamped
3MSS*CTV27C	Sultzor	5437	3	Modification	Yes

7. Description of work: Drill and tap piston cylinder for valve 3MSS\*CTV27C. Install modified control blocks. MNR 394-124.
8. Test Conducted:  
Hydrostatic ☐ Pneumatic ☐ Normal Operating Pressure ☒ Other ☐ VT-2

## CERTIFICATE OF COMPLIANCE

We certify that the statements made in the report are correct and this modification conforms to the rules of ASME Code, Section XI.

Signed: *DR mail* Date: 7-10-95

## CERTIFICATE OF INSERVICE INSPECTION

I, the undersigned, holding a valid commission issued by the National Board of Boiler and Pressure Vessel Inspectors and the State of Connecticut and employed by Hartford Steam Boiler Insurance and Inspection during the period 3/15/95 to 7/15/95, and state that to the best of my knowledge and belief, the owner has performed examinations and has taken corrective measures described in this owner's report in accordance with the requirements of ASME Code, Section XI.

By signing this certificate neither the inspector nor his employer makes any warranty, expressed or implied, concerning the examinations and corrective measures described in the Owner's Report. Furthermore, neither the inspector nor his employer shall be liable in any manner for any personal injury, property damage, or loss of any kind arising from or connected with this inspection.

Inspector's Signature: *Eyer* Commissions: C51137  
Date: 8/10/95

# Form NIS-2 OWNERS REPORT FOR REPAIRS OR REPLACEMENTS

1. OWNER: Northeast Utilities Service Co. Date: 2-14-95  
P. O. Box 128, Waterford CT

2. PLANT: Millstone Nuclear Power Station Unit 3

3. Work Performed By: Northeast Utilities AWO Numbers  
 Address: P. O. Box 128, Waterford CT M3-95-02243

4. SYSTEM: Main Steam CODE CLASS: 2

5. App. Const. Code: ASME III Edition: 1971 Addenda: W 57? Code Case: 1334-3/1727  
 Code Edition of: Section XI Utilized for work 1983, W85

## 6. IDENTIFICATION OF COMPONENTS REPAIRED OR REPLACED:

Components ID Number	Name of Manufacturer	Mfrs. S/N.	Nat'l Board Number	Repair / Replacement	ASME Stamped
3MSS*CTV27D	Sulzer	5443	4	N/A	N/A

7. Description of work: Drill and tap piston cylinder for valve 3MSS\*CTV27D and install new control blocks

## 8. Test Conducted:

Hydrostatic ☐ Pneumatic ☐ Normal Operating Pressure ☒ Other ☐ VT-2

## CERTIFICATE OF COMPLIANCE

We certify that the statements made in the report are correct and this modification conforms to the rules of ASME Code, Section XI.

Signed: [Signature]

Date: 7-10-95

## CERTIFICATE OF INSERVICE INSPECTION

I, the undersigned, holding a valid commission issued by the National Board of Boiler and Pressure Vessel Inspectors and the State of Connecticut and employed by Hartford Steam Boiler Insurance and Inspection during the period 2/13/95 to 7/25/95, and state that to the best of my knowledge and belief, the owner has performed examinations and has taken corrective measures described in this owner's report in accordance with the requirements of ASME Code, Section XI.

By signing this certificate neither the inspector nor his employer makes any warranty, expressed or implied, concerning the examinations and corrective measures described in the Owner's Report. Furthermore, neither the inspector nor his employer shall be liable in any manner for any personal injury, property damage, or loss of any kind arising from or connected with this inspection.

Inspector's Signature: [Signature]

Commissions: NB 9384  
CT 1137

Date: 8/10/95

# Form NIS-2 OWNERS REPORT FOR REPAIRS OR REPLACEMENTS

1. OWNER: Northeast Utilities Service Co. Date: 04/03/95  
P. O. Box 128, Waterford CT
2. PLANT: Millstone Nuclear Power Station Unit 3
3. Work Performed By: Maintenance Services AWO Numbers  
 Address: P. O. Box 128, Waterford CT M3-95-02567
4. SYSTEM: CVS CODE CLASS: 2
5. Applicable Const. Code: ASME III Edition: 1971 Addenda: S73  
 Code Edition of: Section XI Utilized for work 83 S 83 Code Case N/A

## 6. IDENTIFICATION OF COMPONENTS REPAIRED OR REPLACED:

Components ID Number	Name of Manufacturer	Mfrs. S/N.	Nat'l Board Number	Repair / Replacement	ASME Stamped
3CVS*V20	Walworth Company	A3343	1321	Modification	Yes

7. Description of work: Replace the manual 8" Walworth metal seated gate valve with a manual 8" soft-seated Henry Pratt wafer-style butterfly valve (Model 1200), along with accompanying 8" 150# RF flange.
8. Test Conducted: Hydrostatic ☒ Pneumatic ☒ Normal Operating Pressure ☒ Other ☒ RT 6/9/95

## CERTIFICATE OF COMPLIANCE

We certify that the statements made in the report are correct and this modification conforms to the rules of ASME Code, Section XI.

Signed: R. M. [Signature] Date: 7-14-95

## CERTIFICATE OF INSERVICE INSPECTION

I, the undersigned, holding a valid commission issued by the National Board of Boiler and Pressure Vessel Inspectors and the State of NEW YORK and employed by Hartford Steam Boiler Insurance and Inspection during the period 4/17/95 to 7/20/95 and state that to the best of my knowledge and belief, the owner has performed examinations and has taken corrective measures described in this owner's report in accordance with the requirements of ASME Code, Section XI.

By signing this certificate neither the inspector nor his employer makes any warranty, expressed or implied, concerning the examinations and corrective measures described in the Owner's Report. Furthermore, neither the inspector nor his employer shall be liable in any manner for any personal injury, property damage, or loss of any kind arising from or connected with this inspection.

Inspector's Signature: Russell B. Miller Commissions: NY 2498

Date: 7/20/95



# Form NIS-2 OWNERS REPORT FOR REPAIRS OR REPLACEMENTS

1. OWNER: Northeast Utilities Service Co. Date: 3/8/95  
P. O. Box 128, Waterford CT
2. PLANT: Millstone Nuclear Power Station Unit 3
3. Work Performed By: Maintenance AWO Numbers  
Address: P. O. Box 128, Waterford CT M3-95-03049
4. SYSTEM: RHS CODE CLASS: 2
5. Applicable Const. Code: ASME III Edition: 1971 Addenda: S73  
Code Edition of: Section XI Utilized for work 1983, W85
6. IDENTIFICATION OF COMPONENTS REPAIRED OR REPLACED:

Components ID Number	Name of Manufacturer	Mfrs. S/N.	Nat'l Board Number	Repair / Replacement	ASME Stamped
3RHR*PIA	Ingersoll-Rand	077639	233	Replacement	Yes

7. <sup>RE 4/2/95</sup> Description of work: From the B RHR pump (Nat. Bd # 234, S/N 077639 also 0576-154) removed the stuffing box extension (S/N 62008) and replace the A Pp (Nat. Bd # 233, S/N 077639 or S/N 0576-14) Stuffing box extension S/N 62005

8. Test Conducted:  
Hydrostatic ☐ Pneumatic ☐ Normal Operating Pressure ☐ Other ☒ VT-2

## CERTIFICATE OF COMPLIANCE

We certify that the statements made in the report are correct and this replacement conforms to the rules of ASME Code, Section XI.

Signed: Lawrence E. Lamin Date: 3/31/95

## CERTIFICATE OF INSERVICE INSPECTION

I, the undersigned, holding a valid commission issued by the National Board of Boiler and Pressure Vessel Inspectors and the State of Connecticut and employed by Hartford Steam Boiler Insurance and Inspection during the period 2/1/95 to 4/2/95 and state that to the best of my knowledge and belief, the owner has performed examinations and has taken corrective measures described in this owner's report in accordance with the requirements of ASME Code, Section XI.

By signing this certificate neither the inspector nor his employer makes any warranty, expressed or implied, concerning the examinations and corrective measures described in the Owner's Report. Furthermore, neither the inspector nor his employer shall be liable in any manner for any personal injury, property damage or loss of any kind arising from or connected with this inspection.

Inspector's Signature: [Signature]  
Date: 4/2/95

Commissions: 61157 AB9384



# Form NIS-2 OWNERS REPORT FOR REPAIRS OR REPLACEMENTS

1. OWNER: Northeast Utilities Service Co. Date: 7-14-95  
P. O. Box 128, Waterford CT
2. PLANT: Millstone Nuclear Power Station Unit 3
3. Work Performed By: Northeast Utilities AWO Numbers  
 Address: P. O. Box 128, Waterford CT M3-95-5427
4. SYSTEM: CHS CODE CLASS: two
5. App. Const. Code: ASME III Edition: 71 Addenda: S73 Code Case: N/A  
 Code Edition of: ASME XI Utilized for work 85 W85


## 6. IDENTIFICATION OF COMPONENTS REPAIRED OR REPLACED:

Components ID Number	Name of Manufacturer	Mfrs. S/N.	Nat'l Board Number	Repair / Replacement	ASME Stamped
3CHS00204402	SWEC	N/A	N/A	N/A	N/A

7. Description of work: No Section XI work was performed under this AWO.
8. Test Conducted:  
 Hydrostatic ☐ Pneumatic ☐ Normal Operating Pressure ☐ Other ☐ N/A

## CERTIFICATE OF COMPLIANCE

We certify that the statements made in the report are correct and this replacement conforms to the rules of ASME Code, Section XI.

Signed: N/A  Date: 7-14-95

## CERTIFICATE OF INSERVICE INSPECTION

I, the undersigned, holding a valid commission issued by the National Board of Boiler and Pressure Vessel Inspectors and the State of Connecticut and employed by Hartford Steam Boiler Insurance and Inspection during the period \_\_\_\_\_ to \_\_\_\_\_, and state that to the best of my knowledge and belief, the owner has performed examinations and has taken corrective measures described in this owner's report in accordance with the requirements of ASME Code, Section XI.

By signing this certificate neither the inspector nor his employer makes any warranty, expressed or implied, concerning the examinations and corrective measures described in the Owner's Report. Furthermore, neither the inspector nor his employer shall be liable in any manner for any personal injury, property damage, or loss of any kind arising from or connected with this inspection.

Inspector's Signature: N/A Commissions: \_\_\_\_\_ Date: \_\_\_\_\_

# Form NIS-2 OWNERS REPORT FOR REPAIRS OR REPLACEMENTS

1. OWNER: Northeast Utilities Service Co. Date: 7-14-95  
P. O. Box 128, Waterford CT
2. PLANT: Millstone Nuclear Power Station Unit 3
3. Work Performed By: Northeast Utilities AWO Numbers  
Address: P. O. Box 128, Waterford CT M3-95-05481
4. SYSTEM: CHS CODE CLASS: two
5. App. Const. Code: ASME III Edition: 71 Addenda: S73 Code Case: N/A  
Code Edition of: ASME XI Utilized for work 85 W85
6. IDENTIFICATION OF COMPONENTS REPAIRED OR REPLACED:

Components ID Number	Name of Manufacturer	Mfrs. S/N.	Nat'l Board Number	Repair / Replacement	ASME Stamped
3CHS00205402	SWEC	N/A	N/A	N/A	N/A

7. Description of work: No Section XI work was performed under this AWO.
8. Test Conducted:  
Hydrostatic ☐ Pneumatic ☐ Normal Operating Pressure ☐ Other ☐ N/A

## CERTIFICATE OF COMPLIANCE

We certify that the statements made in the report are correct and this replacement conforms to the rules of ASME Code, Section XI.

Signed: N/A [Signature] Date: 7-14-95

## CERTIFICATE OF INSERVICE INSPECTION

I, the undersigned, holding a valid commission issued by the National Board of Boiler and Pressure Vessel Inspectors and the State of Connecticut and employed by Hartford Steam Boiler Insurance and Inspection during the period \_\_\_\_\_ to \_\_\_\_\_, and state that to the best of my knowledge and belief, the owner has performed examinations and has taken corrective measures described in this owner's report in accordance with the requirements of ASME Code, Section XI.

By signing this certificate neither the inspector nor his employer makes any warranty, expressed or implied, concerning the examinations and corrective measures described in the Owner's Report. Furthermore, neither the inspector nor his employer shall be liable in any manner for any personal injury, property damage, or loss of any kind arising from or connected with this inspection.

Inspector's Signature: N/A Commissions: \_\_\_\_\_ Date: \_\_\_\_\_

Form NIS-2 OWNERS REPORT FOR REPAIRS OR REPLACEMENTS

1. OWNER: Northeast Utilities Service Co. Date: 5/2/95  
P. O. Box 128, Waterford CT
2. PLANT: Millstone Nuclear Power Station Unit #3
3. Work Performed By: Maintenance AWO Numbers  
 Address: P. O. Box 128, Waterford CT M3-95-08312
4. SYSTEM: MSS CODE CLASS: 2
5. Applicable Const. Code: ASME III Edition: 1974 Addenda: S74  
~~Case~~ Edition of Section XI Utilized for work 1983, W85

6. IDENTIFICATION OF COMPONENTS REPAIRED OR REPLACED:

Components ID Number	Name of Manufacture	Mfrs. S/N.	Nat'l Board No.	Repair / Replacement	ASME Stamped
3MSS*RV26C	Dresser	BS00296	N/A	Replacement	Yes

7. Description of work: Replaced Safety Valve with Spare S/N BR06741; replaced disk with spare S/N  
ACM58

8. Test Conducted:  
 Hydrostatic < > Pneumatic < > Normal Operating Pressure < X > Other < > VT-2

CERTIFICATE OF COMPLIANCE

We certify that the statements made in the report are correct and this replacement conforms to the rules of ASME Code, Section XI

Signed: [Signature]

Date: 7-25-95  
7-11-95

CERTIFICATE OF INSERVICE INSPECTION

I, the undersigned, holding a valid commission issued by the National Board of Boiler and Pressure Vessel Inspectors and the State of Connecticut and employed by Hartford Steam Boiler Insurance and Inspection during the period 5/3/95 to 8/1/95, and state that to the best of my knowledge and belief, the owner has performed examinations and has taken corrective measures described in this owner's report in accordance with the requirements of ASME Code, Section XI.

By signing this certificate neither the inspector nor his employer makes any warranty, expressed or implied, concerning the examinations and corrective measures described in the Owner's Report. Furthermore, neither the inspector nor his employer shall be liable in any manner for any personal injury, property damage, or loss of any kind arising from or connected with this inspection.

Inspector's Signature: [Signature]

Commissions: CT 1137-10/95

Date: 8/1/95

Form NIS-2 OWNERS REPORT FOR REPAIRS OR REPLACEMENTS

1. OWNER: Northeast Utilities Service Co. Date: 5/2/95  
P. O. Box 128, Waterford CT
2. PLANT: Millstone Nuclear Power Station Unit #3
3. Work Performed By: Maintenance AWO Numbers  
 Address: P. O. Box 128, Waterford CT M3-95-08313
4. SYSTEM: MSS CODE CLASS: 2
5. Applicable Const. Code: ASME III, Edition: 1974 Addenda: S74  
Case Edition of Section XI Utilized for work 1983, W85

6. IDENTIFICATION OF COMPONENTS REPAIRED OR REPLACED:

Components ID Number	Name of Manufacture	Mfrs. S/N.	Nat'l Board No.	Repair / Replacement	ASME Stamped
3MSS*RV22A	Dresser	BS00290	N/A	Replacement	Yes

7. Description of work: Replaced Safety Valve with Spare S/N BS00292; replaced disk with spare S/N ACM57

8. Test Conducted:  
 Hydrostatic <> Pneumatic <> Normal Operating Pressure < X > Other <> VT-2

CERTIFICATE OF COMPLIANCE

We certify that the statements made in the report are correct and this replacement conforms to the rules of ASME Code, Section XI

Signed: QR Meul Date: 7-10-95

CERTIFICATE OF INSERVICE INSPECTION

I, the undersigned, holding a valid commission issued by the National Board of Boiler and Pressure Vessel Inspectors and the State of Connecticut and employed by Hartford Steam Boiler Insurance and Inspection during the period 5/2/95 to 8/1/95, and state that to the best of my knowledge and belief, the owner has performed examinations and has taken corrective measures described in this owner's report in accordance with the requirements of ASME Code, Section XI.

By signing this certificate neither the inspector nor his employer makes any warranty, expressed or implied, concerning the examinations and corrective measures described in the Owner's Report. Furthermore, neither the inspector nor his employer shall be liable in any manner for any personal injury, property damage, or loss of any kind arising from or connected with this inspection.

Inspector's Signature: E. J. ... Commissions: C91137  
 Date: 8/1/95

# Form NIS-2 OWNERS REPORT FOR REPAIRS OR REPLACEMENTS

1. OWNER: Northeast Utilities Service Co. Date: 6/30/95  
P. O. Box 128, Waterford CT
2. PLANT: Millstone Nuclear Power Station Unit 3
3. Work Performed By: Maintenance AWO Numbers  
M3 95 08934
4. SYSTEM: MSS CODE CLASS: 2
5. Applicable Const. Code: ASME III Edition: 1971 Addenda: S73  
Code Edition of: Section XI Utilized for work 83 S 83
6. IDENTIFICATION OF COMPONENTS REPAIRED OR REPLACED:

Components ID Number	Name of Manufacturer	Mfrs. S/N.	Nat'l Board Number	Repair / Replacement	ASME Stamped
3 MSS*PV20D	Fisher Controls Inc.	8659429	6731	Repair	Yes

7. Description of work: Repair of "D" Atmospheric Dump Valve
8. Test Conducted:  
Hydrostatic ☐ Pneumatic ☐ Normal Operating Pressure ☒ Other ☒ LP 7-3-95

## CERTIFICATE OF COMPLIANCE

We certify that the statements made in the report are correct and this repair conforms to the rules of ASME Code, Section XI.

Signed: [Signature] Date: 6-30-95

## CERTIFICATE OF INSERVICE INSPECTION

I, the undersigned, holding a valid commission issued by the National Board of Boiler and Pressure Vessel Inspectors and the State of Connecticut and employed by Hartford Steam Boiler Insurance and Inspection during the period 5/2/95 to 6/13/95, and state that to the best of my knowledge and belief, the owner has performed examinations and has taken corrective measures described in this owner's report in accordance with the requirements of ASME Code, Section XI.

By signing this certificate neither the inspector nor his employer makes any warranty, expressed or implied, concerning the examinations and corrective measures described in the Owner's Report. Furthermore, neither the inspector nor his employer shall be liable in any manner for any personal injury, property damage, or loss of any kind arising from or connected with this inspection.

Inspector's Signature: [Signature] Commissions: CT/ISP  
Date: 7/13/95

# Form NIS-2 OWNERS REPORT FOR REPAIRS OR REPLACEMENTS

1. OWNER: Northeast Utilities Service Co. Date: 7/18/95  
P. O. Box 128, Waterford CT
2. PLANT: Millstone Nuclear Power Station Unit 3
3. Work Performed By: Maintenance AWO Numbers  
 Address: P. O. Box 128, Waterford CT M3 95 09969
4. SYSTEM: CHS CODE CLASS: 2
5. Applicable Const. Code: ASME III Edition: 1971 Addenda: S73  
 Code Edition of: Section XI Utilized for work 83 S 83
6. IDENTIFICATION OF COMPONENTS REPAIRED OR REPLACED:

Components ID Number	Name of Manufacturer	Mfrs. S/N.	Nat'l Board Number	Repair / Replacement	ASME Stamped
3CHS*AOV71	Stone & Webster	N/A	N/A	Replacement	N/A

7. Description of work: Replace Studs and Nuts for Valve 3CHS\*AOV71
8. Test Conducted:  
 Hydrostatic ☐ Pneumatic ☐ Normal Operating Pressure ☒ Other ☐

## CERTIFICATE OF COMPLIANCE

We certify that the statements made in the report are correct and this replacement concur with rules of ASME Code, Section XI.

Signed: [Signature] Date: 7/31/95

## CERTIFICATE OF INSERVICE INSPECTION

I, the undersigned, holding a valid commission issued by the National Board of Boiler and Pressure Vessel Inspectors and the State of Connecticut and employed by Hartford Steam Boiler Insurance and Inspection during the period 5/6/95 to 5/3/95, and state that to the best of my knowledge and belief, the owner has performed examinations and has taken corrective measures described in this owner's report in accordance with the requirements of ASME Code, Section XI.

By signing this certificate neither the inspector nor his employer makes any warranty, expressed or implied, concerning the examinations and corrective measures described in the Owner's Report. Furthermore, neither the inspector nor his employer shall be liable in any manner for any personal injury, property damage, or loss of any kind arising from or connected with this inspection.

Inspector's Signature: [Signature] Commissions: CHS  
 Date: 8/9/95



# Form NIS-2 OWNERS REPORT FOR REPAIRS OR REPLACEMENTS

1. OWNER: Northeast Utilities Service Co. Date: 6-15-95  
P. O. Box 128, Waterford CT
2. PLANT: Millstone Nuclear Power Station Unit 3
3. Work Performed By: Northeast Utilities AWO Numbers  
Address: P. O. Box 128, Waterford CT 43-95-11839
4. SYSTEM: MSS CODE CLASS: 2
5. App. Const. Code: ANSI B31.1 Edition: 71 Addenda: 6-71 Code Case: 1983 W85  
Code Edition of: Section XI Utilized for work
6. IDENTIFICATION OF COMPONENTS REPAIRED OR REPLACED:

Components ID Number	Name of Manufacturer	Mfrs. S/N.	Nat'l Board Number	Repair / Replacement	ASME Stamped
3MSS-1-PSSH128	ITT Grinell	N/A	N/a	Repair	No
3MSS-1-PSSH129	ITT Grinell	N/A	N/a	Repair	No

7. Description of work: Repair spring hangers to eliminate interference with main pivot tab.

8. Test Conducted:

Hydrostatic ☐ Pneumatic ☐ Normal Operating Pressure ☐ Other ☒ VT-3

## CERTIFICATE OF COMPLIANCE

We certify that the statements made in the report are correct and this replacement conforms to the rules of ASME Code, Section XI.

Signed: 

Date: 6-15-95

## CERTIFICATE OF INSERVICE INSPECTION

I, the undersigned, holding a valid commission issued by the National Board of Boiler and Pressure Vessel Inspectors and the State of ~~Connecticut~~ NEW YORK and employed by Hartford Steam Boiler Insurance and Inspection during the period 5/24/95 to 6/20/95 and state that to the best of my knowledge and belief, the owner has performed examinations and has taken corrective measures described in this owner's report in accordance with the requirements of ASME Code, Section XI.

By signing this certificate neither the inspector nor his employer makes any warranty, expressed or implied, concerning the examinations and corrective measures described in the Owner's Report. Furthermore, neither the inspector nor his employer shall be liable in any manner for any personal injury, property damage, or loss of any kind arising from or connected with this inspection.

Inspector's Signature: Russell B. Miller

Commissions: NY 2498 Date: 6/20/95



# Form NIS-2 OWNERS REPORT FOR REPAIRS OR REPLACEMENTS

1. OWNER: Northeast Utilities Service Co. Date: 6/29/95  
P. O. Box 128, Waterford CT
2. PLANT: Millstone Nuclear Power Station Unit 3
3. Work Performed By: Construction AWO Numbers  
M3 95 12015
4. SYSTEM: SIL CODE CLASS: 2
5. Applicable Const. Code: ASME III Edition: 1971 Addenda: S73  
 Code Edition of: Section XI Utilized for work 83 S 83
6. IDENTIFICATION OF COMPONENTS REPAIRED OR REPLACED:

Components ID Number	Name of Manufacturer	Mfrs. S/N.	Nat'l Board Number	Repair / Replacement	ASME Stamped
SIL-152A-FW-2-3M	SWFW	21939	N/A	Repair	Yes

7. Description of work: Repair of Weld
8. Test Conducted:  
 Hydrostatic ☐ Pneumatic ☐ Normal Operating Pressure ☐ Other ☒ LP

## CERTIFICATE OF COMPLIANCE

We certify that the statements made in the report are correct and this repair conforms to the rules of ASME Code, Section XI.

Signed: DR Mull Date: 6-30-95

## CERTIFICATE OF INSERVICE INSPECTION

I, the undersigned, holding a valid commission issued by the National Board of Boiler and Pressure Vessel Inspectors and the State of ~~Connecticut~~ NEW YORK and employed by Hartford Steam Boiler Insurance and Inspection during the period 5/25/95 to 7/18/95 and state that to the best of my knowledge and belief, the owner has performed examinations and has taken corrective measures described in this owner's report in accordance with the requirements of ASME Code, Section XI.

By signing this certificate neither the inspector nor his employer makes any warranty, expressed or implied, concerning the examinations and corrective measures described in the Owner's Report. Furthermore, neither the inspector nor his employer shall be liable in any manner for any personal injury, property damage, or loss of any kind arising from or connected with this inspection.

Inspector's Signature: Russell B. Miller Commissions: NB 6658

Date: 7/18/95

## **8.0 Drawings/Location (zone) Isometrics**

A list of RF05 location Isometrics is provided as a reference. The list is sorted by zone throughout this report to be consistent with the ISI program plan.

## MILLSTONE UNIT 3

## RFO5 ZONE / DRAWING REFERENCE

NIS 1

ZONE	DRAWING	LOCATION
001	25212-20900-SH.1	CONT. BLDG. - REACTOR PRESSURE VESSEL
	25212-20900-SH.2	CONT. BLDG. - REACTOR PRESSURE VESSEL
002	25212-20900-SH.3	CONT. BLDG. - REACTOR PRESSURE VESSEL HEAD
003	25212-20901	CONT. BLDG. - STEAM GENERATOR 1A
004	25212-20902	CONT. BLDG. - STEAM GENERATOR 1B
005	25212-20903	CONT. BLDG. - STEAM GENERATOR 1C
006	25212-20904	CONT. BLDG. - STEAM GENERATOR 1D
007	25212-20905	CONT. BLDG. - ELEV. 3'-8 PRESSURIZER CUBICLE
008	25212-20906-SH.1	CONT. BLDG. - ELEV. 3'-8 LOOP A
	25212-20914	CONT. BLDG. - ELEV. 3'-8 LOOP A
009	25212-20907-SH.1	CONT. BLDG. - ELEV. 3'-8 LOOP B
010	25212-20908-SH.1	CONT. BLDG. - ELEV. 3'-8 LOOP C
011	25212-20909-SH.1	CONT. BLDG. - ELEV. 3'-8 LOOP D
011H	25212-20900-SH.11	CONT. BLDG. - ELEV. 3'-8 LOOP D
012	25212-20910	CONT. BLDG. - ELEV. 3'-8 LOOP A
013	25212-20911	CONT. BLDG. - ELEV. 3'-8 LOOP B
014	25212-20912	CONT. BLDG. - ELEV. 3'-8 LOOP C
015		

ZONE	DRAWING	LOCATION
017H	25212-20913	CONT. BLDG. - ELEV. 3'-8 LOOP D
	25212-20900-SH.17	CONT. BLDG. - ELEV. 17'-0 PRESSURIZER CUBICLE
	25212-20900-SH.17	CONT. BLDG. - ELEV. 54'-0 PRESSURIZER CUBICLE
018	25212-20920	CONT. BLDG. - ELEV. 17'-6 PRESSURIZER CUBICLE
018H	25212-20900-SH.18	CONT. BLDG. - ELEV. 21'-0 PRESSURIZER CUBICLE
	25212-20900-SH.18	CONT. BLDG. - ELEV. 52'-0 PRESSURIZER CUBICLE
	25212-20900-SH.18	CONT. BLDG. - ELEV. 54'-0 PRESSURIZER CUBICLE
019H	25212-20900-SH.19	CONT. BLDG. - ELEV. 80'-0 PRESSURIZER CUBICLE
	25212-20900-SH.19	CONT. BLDG. - ELEV. 00'-0 PRESSURIZER CUBICLE
	25212-20900-SH.19	CONT. BLDG. - ELEV. 58'-0 PRESSURIZER CUBICLE
	25212-20900-SH.19	CONT. BLDG. - ELEV. 70'-0 PRESSURIZER CUBICLE
021	25212-20923	CONT. BLDG. - ELEV. 75'-0 PRESSURIZER CUBICLE
922	25212-20924	CONT. BLDG. - ELEV. 3'-8 LOOP A
022H	25212-20900-SH.22	CONT. BLDG. - ELEV. 3'-8 LOOP A
023	25212-20925	CONT. BLDG. - ELEV. 3'-8 LOOP B
023H	25212-20900-SH.23	CONT. BLDG. - ELEV. 3'-8 LOOP B
024	25212-20926	CONT. BLDG. - ELEV. 3'-8 LOOP B
	25212-20926	CONT. BLDG. - ELEV. 3'-8 OUTER ANNULUS
024H	25212-20900-SH.24	CONT. BLDG. - ELEV. 3'-8 LOOP B
025	25212-20927	CONT. BLDG. - ELEV. 3'-8 LOOP C
025H	25212-20927-SH.25	CONT. BLDG. - ELEV. 3'-8 LOOP C
026H	25212-20927-SH.25	CONT. BLDG. - ELEV. 3'-8 LOOP D

ZONE	DRAWING	LOCATION
028	25212-20930	CONT. BLDG. - ELEV. 3'-8 LOOP D
	25212-20930	CONT. BLDG. - ELEV. 3'-8 OUTER ANNULUS
028H	25212-20900-SH.28	CONT. BLDG. - ELEV. 3'-8 OUTER ANNULUS
029H	25212-20900-SH.29	CONT. BLDG. - ELEV. 3'-8 LOOP A
030	25212-20932	CONT. BLDG. - ELEV. 3'-8 LOOP B
030H	25212-20900-SH.30	CONT. BLDG. - ELEV. 3'-8 LOOP B
031	25212-20933	CONT. BLDG. - ELEV. 24'-0 LOOP C
031H	25212-20900-SH.31	CONT. BLDG. - ELEV. 24'-0 LOOP C
032	25212-20934	CONT. BLDG. - ELEV. 24'-0 LOOP D
032H	25212-20900-SH.32	CONT. BLDG. - ELEV. 24'-0 LOOP D
038	25212-20940	CONT. BLDG. - ELEV. 3'-8 LOOP B
038H	25212-20900-SH.38	CONT. BLDG. - ELEV. 3'-8 LOOP B
039	25212-20941	CONT. BLDG. - ELEV. 3'-8 LOOP C
040	25212-20942	CONT. BLDG. - ELEV. 3'-8 OUTER ANNULUS
	25212-20942	CONT. BLDG. - ELEV. 3'-8 LOOP C
040H	25212-20900-SH.40	CONT. BLDG. - ELEV. 3'-8 LOOP C
041	25212-20943	CONT. BLDG. - ELEV. 3'-8 LOOP D
	25212-20943	CONT. BLDG. - ELEV. 3'-8 OUTER ANNULUS
041H	25212-20900-SH.41	CONT. BLDG. - ELEV. 3'-8 OUTER ANNULUS

ZONE	DRAWING	LOCATION
042	25212-20944	CONT. BLDG. - ELEV. 3'-8 LOOP A
042H	25212-20900-SH.42	CONT. BLDG. - ELEV. 3'-8 LOOP A
048	25212-20950	CONT. BLDG. - ELEV. 3'-8 LOOP A
	25212-20950	CONT. BLDG. - ELEV. 3'-8 LOOP D
048H	25212-20900-SH.48	CONT. BLDG. - ELEV. 3'-8 LOOP A
049H	25212-20900-SH.48	CONT. BLDG. - ELEV. 11'-0 LOOP B
050	25212-20952	CONT. BLDG. - ELEV. 3'-8 LOOP C
051	25212-20953	CONT. BLDG. - ELEV. 3'-8 LOOP C
051H	25212-20900-SH.51	CONT. BLDG. - ELEV. 3'-8 LOOP C
052	25212-20954	CONT. BLDG. - ELEV. 3'-8 LOOP D
052H	25212-20900-SH.52	CONT. BLDG. - ELEV. 3'-8 LOOP D
053	25212-20955	CONT. BLDG. - STEAM GEN. 1A
057	25212-20959	CONT. BLDG. - ELEV. 51'-0 OUTER ANNULUS
058	25212-20960	CONT. BLDG. - ELEV. 51'-0 OUTER ANNULUS
058H	25212-20900-SH.58	CONT. BLDG. - ELEV. 51'-0 OUTER ANNULUS
059	25212-20961	CONT. BLDG. - ELEV. 51'-0 OUTER ANNULUS
059H	25212-20900-SH.59	CONT. BLDG. - ELEV. 51'-0 OUTER ANNULUS
061	25212-20975	MSVB - ELEV. 66'-0

ZONE	DRAWING	LOCATION
	25212-26814 SH.1	ESF BLDG
	25212-26815 SH 1	ESF BLDG.
	25212-26821 SH.1	VARIOUS
	25212-26823 SH 1	MSVB,CONTAINMENT
	25212-26830 SH 2	ESF BLDG.
	25212-26830 SH 3,4	MSVB,CONTAINMENT
	25212-26830 SH.2	CONTAINMENT
	25212-26833 SH.2	VARIOUS
	P&ID 25212-26917 SH. 1	EDG ENCLOSURE



ZONE	DRAWING	LOCATION
061H	25212-20900-SH.61	MSVB - ELEV. 66'-0
062	25212-20976	MSVB - ELEV. 66'-0
062H	25212-20900-SH.62	MSVB - ELEV. 66'-0
063	25212-20977	MSVB - ELEV. 66'-0
063H	25212-20900-SH.63	MSVB - ELEV. 66'-0
064	25212-20978	MSVB - ELEV. 66'-0
064H	25212-20900-SH.64	MSVB - ELEV. 66'-0
066	25212-20964	CONT. BLDG. - ELEV. 24'-0 OUTER ANNULUS
067	25212-20965	CONT. BLDG. - ELEV. 24'-0 OUTER ANNULUS
068	25212-20966	CONT. BLDG. - ELEV. 54'-0 LOOP D
069	25212-20979	MSVB - ELEV. 44'-6
070	25212-20980	MSVB - ELEV. 44'-6
070H	25212-20900-SH.70	MSVB - ELEV. 44'-6
072H	25212-20900-SH.70	MSVB - ELEV. 44'-6
073	25212-20983	ESF BLDG. - 'A' RHR CUBICLE
079	25212-20971	CONT. BLDG. - ELEV. 3'-8 OUTER ANNULUS
081	25212-20973	CONT. BLDG. - ELEV. 3'-8 OUTER ANNULUS
082		

ZONE	DRAWING	LOCATION
	25212-20974	CONT. BLDG. - ELEV. 3'-8 OUTER ANNULUS
083		
	25212-20860	ESF BLDG. - 'A' RHR CUBICLE
083H		
	25212-20900-SH.83	ESF BLDG. - 'A' RHR CUBICLE
096		
	25212-20873	ESF BLDG. - ELEV. 24'-0
	25212-20873	ESF BLDG. - YARD
096H		
	25212-20900-SH.96	ESF BLDG. - YARD
	25212-20900-SH.96	ESF BLDG. - ELEV. 24'-0
097		
	25212-20874	ESF BLDG. - ELEV. 24'-0
097H		
	25212-20900-SH.97	ESF BLDG. - ELEV. 24'-0
098		
	25212-20875	ESF BLDG. - ELEV. 24'-0
100		
	25212-20877	ESF BLDG. - 'B' RSS CUBICAL
	25212-20877	ESF BLDG. - 'B' RSS CUBICLE
100H		
	25212-20900-SH.100	ESF BLDG. - 'B' RSS CUBICAL
102		
	25212-20879	ESF BLDG. - 'A' RSS CUBICLE
113		
	25212-20890	ESF BLDG. - ELEV. 24'-0
113H		
	25212-20900-SH.113	ESF BLDG. - ELEV. 24'-0
119		
	25212-20896	ESF BLDG. - YARD
125		
	25212-20987	CONT. BLDG. - ELEV. 3'-8 LOOP D
	25212-20987	CONT. BLDG. - ELEV. 3'-8 OUTER ANNULUS
127		
	25212-20047	CONT. BLDG. - ELEV. 3'-8 OUTER ANNULUS

ZONE	DRAWING	LOCATION
129	25212-20991	AUX. BLDG. - ELEV. 4'-6
133	25212-20354	AUX. BLDG. - ELEV. 4'-6
136H	25212-20900-SH.136	ESF BLDG. - ELEV.24'-0
144H	25212-20900-SH.144	ESF BLDG. - ELEV.24'-0
145H	25212-20900-SH.145	ESF BLDG. - ELEV.24'-0
150H	25212-20900-SH.150	CONT. BLDG. - ELEV. 20'
152H	25212-20900-SH.152	FUEL BLDG. - ELEV.24'-0
158H	25212-20900-SH.158	AUX BLDG. - ELEV.24'-0
159H	25212-20900-SH.159	AUX BLDG. - ELEV.24'-0
167H	25212-20900-SH.167	AUX BLDG. - ELEV.24'-0
168H	25212-20900-SH.168	CONT.BLDG. - ELEV.-10'-0
176H	25212-20900-SH.176	ESF BLDG. - ELEV. 12'-0
180H	25212-20900-SH.180	AUX. BLDG. - ELEV. 24'-0
183H	25212-20900-SH.183	AUX. BLDG. - ELEV. 24'-0
999	25212-26802 SH 1,2,3	CONTAINMENT
	25212-26804 SH 1,2,3,4	AUX. BLDG.,CONTAINMENT
	25212-26804 SH.2	AUX. BLDG
	25212-26811 SH.1	FUEL BLDG.
	25212-26812 SH 1	ESF BLDG, CONTAINMENT
	25212-26812 SH 1,2	ESF BLDG., CONTAINMENT
	25212-26812 SH 3	ESF BLDG.