



Carolina Power & Light Company

Brunswick Nuclear Project  
P. O. Box 10429  
Southport, N.C. 28461-0429  
JAN 27 1992

FILE: B09-13510E


U.S. Nuclear Regulatory Commission  
ATTN: Document Control Desk  
Washington, D. C. 20555

SUBJECT: NRC Inspection Report Nos. 50-325/91-27 and  
50-324/91-27 Information Request

Gentlemen:

This memorandum refers to your request for documentation of the independent assessment and validation of the revised Technical Specification Sampling Plan, and effectiveness results of the Unit 2 post outage Inservice Inspection post maintenance test requirement review. The attached memoranda satisfy this request.

Sincerely,

  
J. W. Spencer, General Manager  
Brunswick Nuclear Project

SFT/sft

Enclosure

cc: Mr. F. Jape  
Mr. A. B. Le  
BSEP NRC Resident Office

9201310043 920127  
PDR ADOCK 05000324  
G PDR

TEO/  
11



Carolina Power & Light Company

Brunswick Nuclear Project  
January 15, 1992

MEMORANDUM TO: M. B. Kesmodel

FROM: R. E. Helme

SUBJECT: Unit 2 Post-Outage Effectiveness Report On The  
Specification Of ASME Section XI PMTR's

The purpose of this report is to document effectiveness results of the post Unit 2, 1991 refueling outage Inservice Inspection (ISI) post maintenance test requirements (PMTR) review. This review was conducted between December 16, 1991 and January 07, 1992 by the BNP ISI group as required by FACTS Item #91B1779. The review was conducted to determine and document adequacy of the ISI PMTR program. Seven hundred and twenty eight (728) Work Request/Job Orders (WR/JO's) were reviewed for proper PMTR assignments and performance. Seven hundred and twenty four (724) of these were found to be satisfactory for an accuracy rate of 99.45 percent.

The four (4) deficient WR/JO's identified (reference ACR's 92-0017 and 92-0018) did not have the necessary PMTR listed for the work scope performed as required by applicable Plant Procedures. However, the applicable PMTR's had been completed satisfactorily beforehand (i.e., prior to the applicable components being returned to operation).

The results of this report closely mirror those of a previous ISI PMTR effectiveness monitoring report issued 10/2/91 from R. E. Helme to M. B. Kesmodel (attached).

Based on the results of this report and the previous effectiveness report, we consider the ASME Section XI PMTR requirements are being satisfactorily specified and this item to be complete.

R. E. Helme

REH/pom

cc: J. Leviner  
J. Jeffries  
J. Crider  
IAP File  
PMTR File



**Carolina Power & Light Company**

Company Correspondence

## Brunswick Nuclear Project

2 October 1991

Memorandum to: M. B. Kesmodel

From: R. E. Helme

Subject: BNP IAP D4, "Develop Post-Maintenance Testing for ASME Code Repairs"

Performance monitoring was initiated in May 1991 following the reopening of IAP D4 to evaluate the effectiveness of the ASME Section XI Post-Maintenance Test Requirement (PMTR) Program. Between May and October 1991, 225 of 226 (99.5%) of the WR/JO's reviewed were found to be satisfactory (reference ACR B91-244 for the one WR/JO found to be unsatisfactory).

Based on the results of this performance monitoring, we consider the ASME Section XI PMTR requirements are being satisfactorily specified. We will continue to monitor the effectiveness of the ASME Section XI PMTR Program in accordance with the IAP Program requirements. This will include a post-outage report of the B210R1 refueling outage ASME Section XI PMTR performance to be placed in the IAP file. We consider appropriate actions have been taken and this item to be complete.

In addition to the effectiveness monitoring of ASME Section XI PMTR requirements, BNP has established a task force to evaluate and recommend enhancements to the site WR/JO post-maintenance test requirement process (organization, resources, procedural improvements, etc.). This activity will be conducted outside the IAP program.

R. E. Helme

cc: J. Leviner  
B. Stanley  
R. Warden  
D. Warren  
IAP File  
PMTR File

ATTACHMENT 1

TECH SPEC SAMPLING

Purpose: To provide an approved method of verifying, by sampling, that the Tech Spec surveillance requirement intervals are met. Acceptance is based on having greater than 95% successful completion of the surveillance requirements. This program is implemented per Integrated Action Plan Item D.1.d.

Frequency: 1991 - Once per year  
1992 - Once per year  
1993 - To be determined

Method:

A. Sample Selection

1. On the date the surveillance is to begin, obtain an updated Tech Spec Surveillance Requirement Listing\*.
2. Determine the total number of Tech Spec surveillance requirements.
3. Sample size will be at least 58.
4. Assure consecutive numbers have been assigned to each surveillance requirement in the Tech Spec listing.
5. Randomly select 58 of the cross-reference numbers, Eg. 14, 78, 600, 943, 1897, etc.
6. These listings represent the line item number, from the cross-reference, that the surveillance will verify.

\* The following surveillance requirements are not required to be in the listing, as these will be the subject of separate NAD reviews.

- 4.0.5 Section XI for ASME Class 1, 2, or 3.
- 4.4.8 This is another Section XI requirement.



- 4.6.1.2 This is the 10CFR50 App J leak testing requirement.
- 4.6.1.4.2 This is a report of actions if 4.6.1.4.1 fails, therefore it will be checked when 4.6.1.4.1 is sampled.
- 4.6.3.1 This requirement pertains to testing of PCIS valves after maintenance, repair, etc. These valves would be included in the 4.0.5 surveillance.
- 4.6.3.3 This is another requirement that is included in the Section XI surveillance.

B. Sample Review

- 1. For scheduled requirements with frequencies of daily, weekly, monthly, quarterly, semi-annually and refuel.
  - a. Randomly select a date starting with the day 90-180 days\*\* prior to the start of the surveillance. This date will be used to establish the base date for surveillance test interval verification.
  - b. For daily - using the above date, review for the date selected and the prior days performance.\*\*\*
  - c. For weekly - using the week that the above date was in, review for the week selected and the prior weekly performance.\*\*\*
  - d. For monthly - using the month that the above day occurred, select the month of the day and the previous monthly performance.\*\*\*
  - E. Quarterly - using the quarter that the above day was in, select the quarter that the day occurred and the previous quarterly performance.\*\*\*

- f. Semi-annually - using the semi-annual period that the above day was in, select that period and the previous semi-annual performance.\*\*\*
  - g. Annual - using the year in which the above date occurred, verify the performance for that year and the previous annual performance.\*\*\*
  - h. Refuel/18 month - determine the last time the test was performed (on or prior to the above date) and using that as a base, find the previous performance.\*\*\*
2. For "events" (unscheduled, but with frequency) such as startup, hatch opening, etc., determine if event occurred within the past 12 months from date selected in B.1.a. If it did, verify the surveillance requirement; if not, the item is automatically acceptable. Only one occurrence is to be verified.\*\*\*\*\*

\*\* Surveillances performed after this date will not be subject to verification, if necessary the last performance prior to or on this date will be used as the base date.

\*\*\* Performance is defined as test completions used to verify Tech Spec surveillance requirements.

Note: Surveillance Test Completion/ Exception Forms may be used to verify that the surveillance intervals were met in cases where tests were unsatisfactorily completed due to necessary equipment out of service and under an LCO, or test is not required/cannot be performed due to plant operational conditions.

\*\*\*\* If there is an inordinate number (greater than 5%) of "Unscheduled and/or Event" in the random sample and these have not been required to be performed, therefore "Tech Spec met", a decision must be made on the acceptability of the outcome.

C. Sample Acceptance

1. If the required test(s) is/are performed within the interval required by Tech Specs the selected sample item is considered acceptable. If testing is not performed within the required interval, surveillance requirement is considered failed.
2. If the surveillance requirement was required to be implemented, but there is not a test to satisfy, the surveillance requirement fails.

Note: Although not responsible for determining technical adequacy of "test document", if the surveillance person ascertains that it does not meet the surveillance requirement, the item fails.


D. Batch Acceptance

1. Determine the number of surveillance requirements that were met as required.
2. If one (1) failure is encountered in the sample, then select more samples utilizing the same random process until at least 92 have been evaluated and 91 are acceptable.
3. If necessary, the sampling may continue until 120 acceptable samples out of 122 are obtained. More than 2 failures out of a sample size of 122 will require evaluation by NAD management for appropriate action.

E. Reporting

Develop surveillance report which indicates:

1. Date of surveillance
2. Number of Tech Spec items
3. Number sampled
4. Results of sampling
5. Statistical results
6. Attach Tech Spec listing
7. Statement of Acceptability of Unscheduled/Event requirements

  
\_\_\_\_\_  
Approved

# ATTACHMENT C

50 OF 1806

10 118061

Lotus 1-2-3 © Rand program

1313	849
572	1234
1782	648
1	278
1055	332
1320	1792
241	910
933	1573
279	1152
1323	426
1585	
1711	
1050	
1422	
6	
720	
436	
1356	
570	
172	
590	
1754	
258	
1641	
1191	
1667	
1123	
125	
268	
1320	
470	
1083	
1013	
1053	
847	
1717	
972	
1411	
240	
1041	
27	
1178	
104	
781	
907	
103	
544	
1140	
1436	
1327	

### Attachment 3

#### Statement of Acceptability for Unscheduled/Event Requirements

The following Technical Specification requirements were sampled but not verified since these events did not occur within the time specified. These items are automatically acceptable per the BNP Technical Specification Sampling Program.

Technical Specification Table 4.11.1-2 B (Item 1436); event did not occur, surveillance not required.

Technical Specification 4.1.1.B (Item 6); event did not occur, surveillance not required.

These items constitute a small percentage of the total number sampled (<5%). It should be noted that to meet the desired accuracy and confidence levels, only 58 acceptable items were required. Since a total of 60 were selected, with all being found acceptable, the effect of these two items on the outcome is negligible.



ATTACHMENT 4

TECHNICAL SPECIFICATION SURVEILLANCE REQUIREMENT LISTING

Technical Specification Surveillance Requirement Listing (TSSRL)  
has been updated to incorporate the current Tech Spec Amendments  
(as applicable).

BSEP-1 Amendments:

140  
141  
142  
143  
144  
145  
146  
147  
148  
149  
150  
151  
152

BSEP-2 Amendments:

173  
174  
175  
176  
177  
178  
179  
180  
181  
182

John Rahn  
8/13/91

101

Surveillance start date 8/14/91

Base date for surveillance test interval verification 5/5/91.

ITEM	TECHSPEC	UNIT	TYPE	FREQ	MODE	EVENT
1	3.3.1 (APP B)	1		D	12345	
2	3.3.1 (APP B)	2		D	12345	
3	3.4 (APP B)	0		TS/P	12345	
4	4.1.1.A	1		EC	12345	B05
5	4.1.1.A	2		EC	12345	B05
6	4.1.1.B	1		EC	12345	S15
7	4.1.1.B	2		EC	12345	S15
8	4.1.2.A	1		EC	12	B06
9	4.1.2.A	2		EC	12	B06
10	4.1.2.B	1		EC	12	A19
11	4.1.2.B	2		EC	12	A19
12	4.1.3.1.1.A	1		M	12	
13	4.1.3.1.1.A	2		M	12	
14	4.1.3.1.1.B	1		M	12	
15	4.1.3.1.1.B	2		M	12	
16	4.1.3.1.2.A	1		W	1	A06
17	4.1.3.1.2.A	2		W	1	A06
18	4.1.3.1.2.B	1		D	1	S11
19	4.1.3.1.2.B	2		D	1	S11
20	4.1.3.1.3.A	1		R	123	
21	4.1.3.1.3.A	2		R	12345	
22	4.1.3.1.3.B	1		R	123	
23	4.1.3.1.3.B	2		R	12345	
24	4.1.3.2.A	1		EC	12	A10
25	4.1.3.2.A	2		EC	12	A10
26	4.1.3.2.B	1		EC	12	S09
27	4.1.3.2.B	2		EC	12	S09
28	4.1.3.2.C	1		120D	12	A21
29	4.1.3.2.C	2		120D	12	A21
30	4.1.3.3	1			12	
31	4.1.3.3	2			12	
32	4.1.3.4	1			12	
33	4.1.3.4	2			12	
34	4.1.3.5.A	1		W	125	
35	4.1.3.5.A	2		W	125	
36	4.1.3.5.B.1	1	CF	R	125	
37	4.1.3.5.B.1	2	CF	R	125	
38	4.1.3.5.B.2	1	CC	R	125	
39	4.1.3.5.B.2	2	CC	R	125	
40	4.1.3.6.A	1		EC	125	S10
41	4.1.3.6.A	2		EC	125	S10
42	4.1.3.6.B	1		EC	125	S14
43	4.1.3.6.B	2		EC	125	S14
44	4.1.3.6.C	1		EC	125	S07
45	4.1.3.6.C	2		EC	125	S07
46	4.1.3.7.1.A	1		D	125	
47	4.1.3.7.1.A	2		D	125	
48	4.1.3.7.1.B	1		W	125	A06
49	4.1.3.7.1.B	2		W	125	A06

ITEM	TECHSPEC	UNIT	TYPE	FREQ	MODE	EVENT
50	4.1.3.7.1.C	1		EC	125	S14
51	4.1.3.7.1.C	2		EC	125	S14
52	4.1.3.7.2	1		EC	125	S12
53	4.1.3.7.2	2		EC	125	S12
54	4.1.3.8	1		EC	123	S08
55	4.1.3.8	2		EC	123	S08
56	4.1.4.1.1.A	1		EC	12	A12
57	4.1.4.1.1.A	1		EC	12	B08
58	4.1.4.1.1.A	2		EC	12	A12
59	4.1.4.1.1.A	2		EC	12	B08
60	4.1.4.1.1.B	1		EC	12	A12
61	4.1.4.1.1.B	1		EC	12	B08
62	4.1.4.1.1.B	2		EC	12	A12
63	4.1.4.1.1.B	2		EC	12	B08
64	4.1.4.1.2	1		TS/P	12	G01
65	4.1.4.1.2	2		TS/P	12	G01
66	4.1.5.A.1	1		D	125	
67	4.1.5.A.1	2		D	125	
68	4.1.5.A.2	1		D	125	
69	4.1.5.A.2	2		D	125	
70	4.1.5.B.1	1		M	125	
71	4.1.5.B.1	2		M	125	
72	4.1.5.B.2	1		M	125	
73	4.1.5.B.2	2		M	125	
74	4.1.5.B.3	1	S/A	M	125	
75	4.1.5.B.3	1	S/A	EC	125	S23
76	4.1.5.B.3	1	S/A	EC	125	S24
77	4.1.5.B.3	2	S/A	M	125	
78	4.1.5.B.3	2	S/A	EC	125	S23
79	4.1.5.B.3	2	S/A	EC	125	S24
80	4.1.5.C.1	1		R	5	
81	4.1.5.C.1	2		R	5	
82	4.1.5.C.2	1		R	5	
83	4.1.5.C.2	2		R	5	
84	4.1.5.C.3	1		R	125	
85	4.1.5.C.3	2		R	125	
86	4.10.3.A	1		EC	5	B19
87	4.10.3.A	2		EC	5	B19
88	4.10.3.B	1		EC	5	B19
89	4.10.3.B	2		EC	5	B19
90	4.11.1.2	0	S/A	M	12345	
91	4.11.1.3	0	S/A	M	12345	
92	4.11.1.4	1	S/A	W	12345	
93	4.11.1.4	2	S/A	W	12345	
94	4.11.2.2	0		M	12345	
95	4.11.2.3	0		M	12345	
96	4.11.2.4	1	CCH	12H	123	S04
97	4.11.2.4	2	CCH	12H	123	S04
98	4.11.2.5	0		M	12345	G09

ITEM	TECHSPEC	UNIT	TYPE	FREQ	MODE	EVENT
99	4.11.2.6	1	CCH	C	123	
100	4.11.2.6	2	CCH	C	123	
101	4.11.2.7.1	1	S/A	C	123	S04
102	4.11.2.7.1	2	S/A	C	123	S04
103	4.11.2.7.2.A	1	S/A	M	123	
104	4.11.2.7.2.A	2	S/A	M	123	
105	4.11.2.7.2.B	1	S/A	M	123	C14
106	4.11.2.7.2.B	2	S/A	M	123	C14
107	4.11.2.7.2.C	1	S/A	EC	123	A04
108	4.11.2.7.2.C	2	S/A	EC	123	A04
109	4.11.3	0		TS/P	12345	
110	4.11.3.A	0	S/A	TS/P	12345	
111	4.11.3.B	0	S/A	TS/P	12345	
112	4.11.4.2	0		EC	12345	S17
113	4.12.2	0		A	12345	
114	4.12.3	0		TS/P	12345	
115	4.2.1.A	1		D	1	
116	4.2.1.A	2		D	1	
117	4.2.1.B	1		EC	1	A03
118	4.2.1.B	2		EC	1	A03
119	4.2.1.C	1		EC	1	A14
120	4.2.1.C	2		EC	1	A14
121	4.2.2.1.A	1	t	D	1	4
122	4.2.2.1.B	1		EC	1	A03
123	4.2.2.1.C	1		EC	1	A14
124	4.2.2.1.A	2		D	1	
125	4.2.2.1.B	2		EC	1	A03
126	4.2.2.1.C	2		EC	1	A14
127	4.2.3.1.A	1		D	1	
128	4.2.3.1.B	1		EC	1	A03
129	4.2.3.1.C	1		EC	1	A14
130	4.2.3.2	1			1	A08
131	4.2.3.2	2			1	A08
132	4.3.5.1.2	1	CC	EC	12345	G05
133	4.3.5.4.A	1	CF		234	B02
134	4.3.5.4.A	2	CF	W	234	B02
135	4.3.5.4.B	1	CCH	SU	234	B08
136	4.3.5.4.C.1.A	1	CCH	12H	2	
137	4.3.5.4.C.1.A	2	CCH	12H	2	
138	4.3.5.4.C.1.B	1	CCH	D	34	
139	4.3.5.4.C.1.B	2	CCH	D	34	
140	4.3.5.4.C.2	1	CC	R	234	
141	4.3.5.4.C.2	2	CC	R	234	
142	4.3.5.5	0	CC	R	123	
143	4.3.5.5	0	CF	M	123	
144	4.3.6.2.2	2	LSFT	R	1	A09
145	4.4.1.1.1	1		EC	12	B16
146	4.4.1.1.1	2		EC	12	B16
147	4.4.1.1.2	1		M	12	



ITEM	TECHSPEC	UNIT	TYPE	FREQ	MODE	EVENT
148	4.4.1.1.2	2		M	12	
149	4.4.1.1.3	1		EC	12	B10
150	4.4.1.1.3	2		EC	12	B10
151	4.4.1.2.1	1		D	12	A07
152	4.4.1.2.1	1		D	12	A07
153	4.4.1.2.2	1		D	12	A07
154	4.4.1.2.2	2		D	12	A07
155	4.4.1.3	1		EC	1234	A20
156	4.4.1.3	2		EC	1234	A20
157	4.4.2	1		TS/P	123	M05
158	4.4.2	2		TS/P	123	M05
159	4.4.3.1.A	1	CC	R	123	
160	4.4.3.1.A	1	CCH	12H	123	
161	4.4.3.1.A	1	CF	M	123	
162	4.4.3.1.A	2	CC	R	123	
163	4.4.3.1.A	2	CCH	12H	123	
164	4.4.3.1.A	2	CF	M	123	
165	4.4.3.1.B	1	CC	R	123	
166	4.4.3.1.B	1	CF	M	123	
167	4.4.3.1.B	2	CC	R	123	
168	4.4.3.1.B	2	CF	M	123	
169	4.4.3.2.A	1		8H	123	
170	4.4.3.2.A	2		8H	123	
171	4.4.3.2.B	1		D	123	
172	4.4.3.2.B	2		D	123	
173	4.4.4.A	1	S/A	72H	12345	
174	4.4.4.A	2	S/A	72H	12345	
175	4.4.4.B	1		D	12345	
176	4.4.4.B	2		D	12345	
177	4.4.4.C	1	S/A	D	12345	G06
178	4.4.4.C	2	S/A	D	12345	G06
179	4.4.6.1.1	1		EC	12345	B18
180	4.4.6.1.1	2		EC	12345	B18
181	4.4.6.1.2	1		SU	12345	B07
182	4.4.6.1.2	2		SU	12345	B07
183	4.4.6.2	1		12H	12	
184	4.4.6.2	2		12H	12	
185	4.4.7	1		EC	123	M05
186	4.4.7	2		EC	123	M05
187	4.5.1.A.1	1		M	123	B11
188	4.5.1.A.1	2		M	123	B11
189	4.5.1.A.2	1		M	123	B11
190	4.5.1.A.2	2		M	123	B11
191	4.5.1.B	1		Q	123	B11
192	4.5.1.B	2		Q	123	B11
193	4.5.1.C.1	1	SFT	R	123	B11
194	4.5.1.C.1	2	SFT	R	123	B11
195	4.5.1.C.2	1		R	123	B11
196	4.5.1.C.2	2		R	123	B11

ITEM	TECHSPEC	UNIT	TYPE	FREQ	MODE	EVENT
197	4.5.1.C.3	1		R	123	B11
198	4.5.1.C.3	2		R	123	B11
199	4.5.2.A	1	LSFT	R	123	B11
200	4.5.2.A	2	LSFT	R	123	B11
201	4.5.2.B	1		R	123	B11
202	4.5.2.B	2		R	123	B11
203	4.5.3.1.A	1		12H	12345	
204	4.5.3.1.A	2		12H	12345	
205	4.5.3.1.B.1	1		M	12345	
206	4.5.3.1.B.1	2		M	12345	
207	4.5.3.1.B.2	1		M	12345	
208	4.5.3.1.B.2	2		M	12345	
209	4.5.3.1.C.1	1		Q	12345	
210	4.5.3.1.C.1	2		Q	12345	
211	4.5.3.1.C.2	1	CC	Q	12345	
212	4.5.3.1.C.2	2	CC	Q	12345	
213	4.5.3.1.D	1	SFT	R	12345	
214	4.5.3.1.D	2	SFT	R	12345	
215	4.5.3.2.A.1	1		M	12345	
216	4.5.3.2.A.1	2		M	12345	
217	4.5.3.2.A.2	1		M	12345	
218	4.5.3.2.A.2	2		M	12345	
219	4.5.3.2.A.3	1		M	12345	
220	4.5.3.2.A.3	2		M	12345	
221	4.5.3.2.B	1		Q	12345	
222	4.5.3.2.B	2		Q	12345	
223	4.5.3.2.C	1	SFT	R	12345	
224	4.5.3.2.C	2	SFT	R	12345	
225	4.5.4.1	1		12H	12345	
226	4.5.4.1	2		12H	12345	
227	4.5.4.2	1		EC	45	
228	4.5.4.2	2		EC	45	
229	4.6.1.1.A	1		M	123	
230	4.6.1.1.A	1		TS/P	123	B17
231	4.6.1.1.A	2		M	123	
232	4.6.1.1.A	2		TS/P	123	B17
233	4.6.1.3.A	1		EC	123	S05
234	4.6.1.3.A	2		EC	123	S05
235	4.6.1.4.1	1		TS/P	123	
236	4.6.1.4.1	2		TS/P	123	
237	4.6.1.5	1		12H	123	
238	4.6.1.5	2		12H	123	
239	4.6.1.6	1		D	123	
240	4.6.1.6	2		D	123	
241	4.6.2.1.A	1		D	123	
242	4.6.2.1.A	2		D	123	
243	4.6.2.1.B	1		D	123	
244	4.6.2.1.B	2		D	123	
245	4.6.2.1.7.1	1		EC	12	A16

ITEM	TECHSPEC	UNIT	TYPE	FREQ	MODE	EVENT
246	.6.2.1.B.1	2		EC	12	A16
247	.6.2.1.B.2.A	1			12	A17
248	4.6.2.1.B.2.B	1			12	A17
249	4.6.2.1.B.3	1			12	A18
250	4.6.2.1.C	1			123	B01
251	4.6.2.1.D.1	1	CCH	D	123	
252	4.6.2.1.D.1	2	CCH	D	123	
253	4.6.2.1.D.2	1	CF	M	123	
254	4.6.2.1.D.2	2	CF	M	123	
255	4.6.2.1.D.3	1	CC	R	123	
256	4.6.2.1.D.3	2	CC	R	123	
257	4.6.2.1.E.1	1		R	123	
258	4.6.2.1.E.1	2		R	123	
259	4.6.2.1.E.2	1		R	123	
260	4.6.2.1.E.2	2		R	123	
261	4.6.2.2.A	1		M	123	
262	4.6.2.2.A	2		M	123	
263	4.6.2.2.B	1		Q	123	
264	4.6.2.2.B	2		Q	123	
265	4.6.3.2	1		R	123	
266	4.6.3.2	2		R	123	
267	4.6.3.4	1		R	123	
268	4.6.3.4	2		R	123	
269	4.6.4.1.A	1		R	123	A15
270	4.6.4.1.A	2		M	123	A15
271	4.6.4.1.B	1		EC	123	G07
272	4.6.4.1.B	2		EC	123	G07
273	4.6.4.1.C.1	1		R	123	
274	4.6.4.1.C.1	2		R	123	
275	4.6.4.1.C.2	1	CC	TS/P	123	
276	4.6.4.1.C.2	2	CC	TS/P	123	
277	4.6.4.2.1.A.1	1		Q	123	
278	4.6.4.2.1.A.2	1		Q	123	
279	4.6.4.2.1.B.1	1		R	123	
280	4.6.4.2.1.B.1	2		R	123	
281	4.6.4.2.1.B.2	1		R	123	
282	4.6.4.2.1.B.2	2		R	123	
283	4.6.4.2.1.B.3	1		R	123	
284	4.6.4.2.1.B.3	2		R	123	
285	4.6.4.2.2.A	1	CCH	D	123	
286	4.6.4.2.2.A	2	CCH	D	123	
287	4.6.4.2.2.B	1		R	123	
288	4.6.4.2.2.B	2		R	123	
289	4.6.4.2.2.C	1	LSFT	R	123	
290	4.6.4.2.2.C	2	LSFT	R	123	
291	4.6.5.1.A	1		Q	1235	C15
292	4.6.5.1.A	2		Q	1235	C15
293	4.6.5.1.B	1		R	1235	C15
294	4.6.5.1.B	2		R	1235	C15

ITEM	TECHSPEC	UNIT	TYPE	FREQ	MODE	EVENT
295	4.6.5.2.A	1		Q	1235	C15
296	4.6.5.2.A	2		Q	1235	C15
297	4.6.5.2.B	1		EC	1235	M01
298	4.6.5.2.B	2		EC	1235	M01
299	4.6.5.2.C.1	1		R	12345	C15
300	4.6.5.2.C.1	2		R	12345	C15
301	4.6.5.2.C.2	1		R	12345	C15
302	4.6.5.2.C.2	2		R	12345	C15
303	4.6.6.1.A	1		M	1235	C15
304	4.6.6.1.A	2		M	1235	C15
305	4.6.6.1.B.1	1		P	1235	S20
306	4.6.6.1.B.1	2		R	1235	S20
307	4.6.6.1.B.2	1		R	1235	S20
308	4.6.6.1.B.2	2		R	1235	S20
309	4.6.6.1.B.3	1		R	1235	S20
310	4.6.6.1.B.3	2		R	1235	S20
311	4.6.6.1.C	1		EC	1235	S21
312	4.6.6.1.C	2		EC	1235	S21
313	4.6.6.1.D.1	1		R	1235	C15
314	4.6.6.1.D.1	2		R	1235	C15
315	4.6.6.1.D.2	1	AACC	R	1235	C15
316	4.6.6.1.D.2	2	AACC	R	1235	C15
317	4.6.6.1.D.3	1		R	1235	C15
318	4.6.6.1.D.3	2		R	1235	C15
319	4.6.6.1.E	1		EC	1235	S22
320	4.6.6.1.E	2		EC	1235	S22
321	4.6.6.1.F	1		EC	1235	S22
322	4.6.6.1.F	2		EC	1235	S22
323	4.6.6.2.A.1	1		M	1	S06
324	4.6.6.2.A.1	2		M	1	S06
325	4.6.6.2.A.2	1		M	1	S06
326	4.6.6.2.A.2	2		M	1	S06
327	4.6.6.2.B.1	1		R	1	S06
328	4.6.6.2.B.1	2		R	1	S06
329	4.6.6.2.B.2	1		R	1	S06
330	4.6.6.2.B.2	2		R	1	S06
331	4.6.6.3	1		W	1	A05
332	4.6.6.3	2		W	1	A05
333	4.6.6.4	1	CC	Q	1	
334	4.6.6.4	2	CC	Q	1	
335	4.7.1.1.A	1		M	123	
336	4.7.1.1.A	2		M	123	
337	4.7.1.1.B	1		Q	123	
338	4.7.1.1.B	2		Q	123	
339	4.7.1.2.A	1		M	12345	
340	4.7.1.2.A	2		M	12345	
341	4.7.1.2.B	1	AA	R	12345	
342	4.7.1.2.B	2	AA	R	12345	
343	4.7.1.2.C	1		EC	45	S25

ITEM	TECHSPEC	UNIT	TYPE	FREQ	MODE	EVENT
344	4.7.1.2.C	2		EC	45	S25
345	4.7.2.A	0		M	123	
346	4.7.2.B.1	0		R	123	S20
347	4.7.2.B.2	0		R	123	S20
348	4.7.2.B.3	0		R	123	S20
349	4.7.2.C	0		EC	123	S21
350	4.7.2.D.1	0		R	123	
351	4.7.2.D.2	0	AA	R	123	
352	4.7.2.D.3	0	AA	R	123	
353	4.7.2.D.4	0		R	123	
354	4.7.2.E	0		EC	123	S22
355	4.7.2.F	0		EC	123	S22
356	4.7.3.A	0		EC	12345	G03
357	4.7.3.B	0	CF	Q	12345	
358	4.7.3.C	0	CC	R	12345	
359	4.7.4.A.1	1		M	123	B11
360	4.7.4.A.1	2		M	123	B11
361	4.7.4.A.2	1		M	123	B11
362	4.7.4.A.2	2		M	123	B11
363	4.7.4.B	1		Q	123	B11
364	4.7.4.B	2		Q	123	B11
365	4.7.4.C.1	1	SFT	R	123	B11
366	4.7.4.C.1	2	SFT	R	123	B11
367	4.7.4.C.2	1		R	123	B11
368	4.7.4.C.2	2		R	123	B11
369	4.7.4.C.3	1		R	123	B11
370	4.7.4.C.3	2		R	123	B11
371	4.7.5.B	1		NA	12345	M05
372	4.7.5.B	2		NA	12345	M05
373	4.7.5.C	1		NA	12345	M05
374	4.7.5.C	2		NA	12345	M05
375	4.7.5.D	1		EC	12345	M06
376	4.7.5.D	2		EC	12345	M06
377	4.7.5.E	1		R	12345	M05
378	4.7.5.E	2		R	12345	M05
379	4.7.5.F	1		NA	12345	M05
380	4.7.5.F	2		NA	12345	M05
381	4.7.5.G	1		NA	12345	M05
382	4.7.5.G	2		NA	12345	M05
383	4.7.5.H	1		TS/P	12345	M05
384	4.7.5.H	2		TS/P	12345	M05
385	4.7.5.I	1			12345	M05
386	4.7.5.I	2			12345	M05
387	4.7.6.2.A.1	0		6M	12345	
388	4.7.6.2.A.2	0		6M	12345	
389	4.7.6.2.B	0		TS/P	12345	
390	4.7.6.2.C	0		TS/P	12345	
391	4.7.6.3	0		TS/P	12345	
392	4.7.7.1.1.A	0		W	12345	

ITEM	TECHSPEC	UNIT	TYPE	FREQ	MODE	EVENT
393	4.7.7.1.1.B	0		M	12345	
394	4.7.7.1.1.C	0		M	12345	
395	4.7.7.1.1.D	0		A	12345	
396	4.7.7.1.1.E.1	0	SFT	R	12345	
397	4.7.7.1.1.E.2	0	SFT	R	12345	
398	4.7.7.1.1.E.3	0	SFT	R	12345	
399	4.7.7.1.1.F	0		3Y	12345	
400	4.7.7.1.2.A.1	0		M	12345	
401	4.7.7.1.2.A.2	0		M	12345	
402	4.7.7.1.2.B	0	S/A	Q	12345	
403	4.7.7.1.2.C.1	0		R	12345	
404	4.7.7.1.2.C.2	0		R	12345	
405	4.7.7.1.3.A.1	0		W	12345	
406	4.7.7.1.3.A.2	0		W	12345	
407	4.7.7.1.3.B	0		Q	12345	
408	4.7.7.1.3.C.1	0		R	12345	
409	4.7.7.1.3.C.2	0		R	12345	
410	4.7.7.2.A	1		A	12345	M03
411	4.7.7.2.A	2		A	12345	M03
412	4.7.7.2.B.1.A	1	SFT	R	12345	M03
413	4.7.7.2.B.1.A	2	SFT	R	12345	M03
414	4.7.7.2.B.1.B	1	SFT	R	12345	M03
415	4.7.7.2.B.1.B	2	SFT	R	12345	M03
416	4.7.7.2.B.2	1		R	12345	M03
417	4.7.7.2.B.2	2		R	12345	M03
418	4.7.7.2.B.3	1		R	12345	M03
419	4.7.7.2.B.3	2		R	12345	M03
420	4.7.7.3.B.1	1	SFT	R	12345	M03
421	4.7.7.3.B.1	2	SFT	R	12345	M03
422	4.7.7.3.B.2	1		R	12345	M03
423	4.7.7.3.B.2	2		R	12345	M03
424	4.7.7.4.A	1		M	12345	M03
425	4.7.7.4.A	2		M	12345	M03
426	4.7.7.4.B.1	2		R	12345	M03
427	4.7.7.4.B.1	1		R	12345	M03
428	4.7.7.4.B.2	2		R	12345	M03
429	4.7.7.4.B.2	1		R	12345	M03
430	4.7.7.4.C.1	1		3Y	12345	M03
431	4.7.7.4.C.1	2		3Y	12345	M03
432	4.7.7.5 B.1.A	0		R	12345	M03
433	4.7.7.5 B.1.B	0		R	12345	M03
434	4.7.7.5 B.2	0		R	12345	M03
435	4.7.7.5 B.3	0		R	12345	M03
436	4.7.7.5.A	0	NA	A	12345	M03
437	4.7.7.5.B.4	0		R	12345	M03
438	4.7.8.A	1		R	12345	
439	4.7.8.A	2		R	12345	
440	4.8.1.1.1.A	1		W	123	
441	4.8.1.1.1.A	2		W	123	



ITEM	TECHSPEC	UNIT	TYPE	FREQ	MODE	EVENT
442	4.8.1.1.1.B	1		R	123	
443	4.8.1.1.1.B	2		R	123	
444	4.8.1.1.2.A 1-6	1		M	123	
445	4.8.1.1.2.A 1-6	2		M	123	
446	4.8.1.1.2.B	0		M	123	
447	4.8.1.1.2.C	0	S/A	Q	123	
448	4.8.1.1.2.D.1	1		R	123	
449	4.8.1.1.2.D.1	2		R	123	
450	4.8.1.1.2.D.2	1		R	123	
451	4.8.1.1.2.D.2	2		R	123	
452	4.8.1.1.2.D.3	2		R	123	
453	4.8.1.1.2.D.3.A	1		R	123	
454	4.8.1.1.2.D.3.A	2		R	123	
455	4.8.1.1.2.D.3.B	1		R	123	
456	4.8.1.1.2.D.3.B	2		R	123	
457	4.8.1.1.2.D.4	1		R	123	
458	4.8.1.1.2.D.4	2		R	123	
459	4.8.1.1.2.D.5	1		R	123	
460	4.8.1.1.2.D.5	2		R	123	
461	4.8.1.1.2.D.6	1		R	123	
462	4.8.1.1.2.D.6	2		R	123	
463	4.8.1.1.2.D.7	1		R	123	
464	4.8.1.1.2.D.7	2		R	123	
465	4.8.2.1	1		W	123	
466	4.8.2.1	2		W	123	
467	4.8.2.2	1		W	45	
468	4.8.2.2	2		W	45	
469	4.8.2.3.1.A	1		W	123	
470	4.8.2.3.1.A	2		W	123	
471	4.8.2.3.1.B	1		W	123	
472	4.8.2.3.1.B	2		W	123	
473	4.8.2.3.2.C.3	2		R	123	
474	4.8.2.3.2.D.2	2		R	123	
475	4.8.2.3.2.A.1	1		W	123	
476	4.8.2.3.2.A.1	2		W	123	
477	4.8.2.3.2.A.2	1		W	123	
478	4.8.2.3.2.A.2	2		W	123	
479	4.8.2.3.2.B.1	1		Q	123	
480	4.8.2.3.2.B.1	2		Q	123	
481	4.8.2.3.2.B.2	1		Q	123	
482	4.8.2.3.2.B.2	2		Q	123	
483	4.8.2.3.2.B.3	1		Q	123	
484	4.8.2.3.2.B.3	2		Q	123	
485	4.8.2.3.2.C.1	1		R	123	
486	4.8.2.3.2.C.1	2		R	123	
487	4.8.2.3.2.C.2	1		R	123	
488	4.8.2.3.2.C.2	2		R	123	
489	4.8.2.3.2.C.3	1		R	123	
490	4.8.2.3.2.D.1	1		R	123	

ITEM	TECHSPEC	UNIT	TYPE	FREQ	MODE	EVENT
491	4.8.2.3.2.D.1	2		R	173	
492	4.8.2.3.2.D.2	1		R	123	
493	4.8.2.3.2.E	1		5Y	123	
494	4.8.2.3.2.E	2		5Y	123	
495	4.8.2.4.1.1	1		W	123	
496	4.8.2.4.1.1	2		W	123	
497	4.8.2.4.2.1	1		W	45	
498	4.8.2.4.2.1	2		W	45	
499	4.8.2.5.A	1	CH	6M	12345	
500	4.8.2.5.A	2	CH	6M	12345	
501	4.8.2.5.B.1	1	CC	R	12345	
502	4.8.2.5.B.1	2	CC	R	12 .5	
503	4.8.2.5.B.2	1	CC	R	12345	
504	4.8.2.5.B.2	2	CC	R	12345	
505	4.8.2.5.B.3	1	CC	R	12345	
506	4.8.2.5.B.3	2	CC	R	12345	
507	4.9.1.1.A	1		EC	5	C04
508	4.9.1.1.A	2		EC	5	C04
509	4.9.1.1.B	1		EC	5	C09
510	4.9.1.1.B	2		EC	5	C09
511	4.9.1.1.C	1		12H	5	C06
512	4.9.1.1.C	2		12H	5	C06
513	4.9.1.2.A	1		EC	5	C01
514	4.9.1.2.A	2		EC	5	C01
515	4.9.1.2.B	1		EC	5	C10
516	4.9.1.2.B	2		EC	5	C10
517	4.9.10.1.A	1		EC	5	S16
518	4.9.10.1.A	2		EC	5	S16
519	4.9.10.1.C	1		EC	5	S16
520	4.9.10.1.C	2		EC	5	S16
521	4.9.10.2.1.A	1		EC	5	S16
522	4.9.10.2.1.A	2		EC	5	S16
523	4.9.10.2.1.C	1		EC	5	S16
524	4.9.10.2.1.C	2		EC	5	S16
525	4.9.10.2.1.E	1		EC	5	S16
526	4.9.10.2.1.E	2		EC	5	S16
527	4.9.10.2.2	1	CH	EC	5	M01
528	4.9.10.2.2	2	CH	EC	5	M01
529	4.9.2.A.1	1	CCH	12H	5	C06
530	4.9.2.A.1	2	CCH	12H	5	C06
531	4.9.2.A.2	1		12H	5	C06
532	4.9.2.A.2	2		12H	5	C06
533	4.9.2.A.3	1		12H	5	C06
534	4.9.2.A.3	2		12H	5	C06
535	4.9.2.A.4	1		12H	5	C06
536	4.9.2.A.4	2		12H	5	C06
537	4.9.2.A.5	1		EC	5	C08
538	4.9.2.A.5	2		EC	5	C08
539	4.9.2.B	1		EC	5	C08

ITEM	TECHSPEC	UNIT	TYPE	FREQ	MODE	EVENT
540	4.9.2.B	2		EC	5	C08
541	4.9.2.C.1	1	CF	EC	5	C01
542	4.9.2.C.1	2	CF	EC	5	C01
543	4.9.2.C.2	1	CF	W	5	C01
544	4.9.2.C.2	2	CF	W	5	C01
545	4.9.3	1		EC	5	C03
546	4.9.3	2		EC	5	C03
547	4.9.4	1		EC	5	C07
548	4.9.4	2		EC	5	C07
549	4.9.5	1		EC	5	C05
550	4.9.5	2		EC	5	C05
551	4.9.6.A	1		EC	5	C12
552	4.9.6.A	2		EC	5	C12
553	4.9.6.B	1		EC	5	C12
554	4.9.6.B	2		EC	5	C12
555	4.9.6.C	1		EC	5	C12
556	4.9.6.C	2		EC	5	C12
557	4.9.6.D	1		EC	5	C12
558	4.9.6.D	2		EC	5	C12
559	4.9.6.E	1		EC	5	C12
560	4.9.6.E	2		EC	5	C12
561	4.9.7	1		EC	12345	C13
562	4.9.7	2		EC	12345	C13
563	4.9.8	1		EC	5	C02
564	4.9.8	2		EC	5	C02
565	4.9.9	1		W	12345	C11
566	4.9.9	2		W	12345	C11
567	T 3.12.1-1 1	0	S/A		12345	
568	T 3.12.1-1 2	0	S/A		12345	
569	T 3.12.1-1 3.A	0	S/A		12345	
570	T 3.12.1-1 3.B	0	S/A		12345	
571	T 3.12.1-1 4.A	0	S/A		12345	
572	T 3.12.1-1 4.B	0	S/A		12345	
573	T 3.12.1-1 4.C	0	S/A	M	12345	
574	T 3.3.1-2 10	1	RTT	R	1	
575	T 3.3.1-2 10	2	RTT	R	1	
576	T 3.3.1-2 2.A	1	RTT	R	25	
577	T 3.3.1-2 2.A	2	RTT	R	25	
578	T 3.3.1-2 2.C	1	RTT	R	1	
579	T 3.3.1-2 2.C	2	RTT	R	1	
580	T 3.3.1-2 3	1	RTT	R	12	
581	T 3.3.1-2 3	2	RTT	R	12	
582	T 3.3.1-2 4	2	RTT	R	12	
583	T 3.3.1-2 5	1	RTT	R	1	
584	T 3.3.1-2 5	2	RTT	R	1	
585	T 3.3.1-2 9	1	RTT	R	1	
586	T 3.3.1-2 9	2	RTT	R	1	
587	T 3.3.2-3 1.A.1	1	RTT	R	123	
588	T 3.3.2-3 1.A.1	2	RTT	R	123	

ITEM	TECHSPEC	UNIT	TYPE	FREQ	MODE	EVENT
589	T 3.3.2-3 1.A.2	1	RTT	R	123	
590	T 3.3.2-3 1.A.2	2	RTT	R	123	
591	T 3.3.2-3 1.B	1	RTT	R	123	
592	T 3.3.2-3 1.B	2	RTT	R	123	
593	T 3.3.2-3 1.C.1	1	RTT	R	123	
594	T 3.3.2-3 1.C.1	2	RTT	R	123	
595	T 3.3.2-3 1.C.2	1	RTT	R	1	
596	T 3.3.2-3 1.C.2	2	RTT	R	1	
597	T 3.3.2-3 1.C.3	1	RTT	R	1	
598	T 3.3.2-3 1.C.3	2	RTT	R	1	
599	T 3.3.2-3 1.C.4	2	RTT	R	23	
600	T 3.3.2-3 1.D	1	RTT	R	123	
601	T 3.3.2-3 1.D	2	RTT	R	123	
602	T 3.3.2-3 1.E	1	RTT	R	12	
603	T 3.3.2-3 1.E	2	RTT	R	12	
604	T 3.3.2-3 1.G	1	RTT	R	123	
605	T 3.3.2-3 1.G	2	RTT	R	123	
606	T 3.3.2-3 2.A	1	RTT	R	1235	C15
607	T 3.3.2-3 2.A	2	RTT	R	1235	C15
608	T 3.3.2-3 2.B	1	RTT	R	123	
609	T 3.3.2-3 2.B	2	RTT	R	123	
610	T 3.3.2-3 2.C	1	RTT	R	123	
611	T 3.3.2-3 2.C	2	RTT	R	123	
612	T 3.3.2-3 3.A	1	RTT	R	123	
613	T 3.3.2-3 3.A	2	RTT	R	123	
614	T 3.3.2-3 3.B	1	RTT	R	123	
615	T 3.3.2-3 3.B	2	RTT	R	123	
616	T 3.3.2-3 3.C	1	RTT	R	123	
617	T 3.3.2-3 3.C	2	RTT	R	123	
618	T 3.3.2-3 3.E	1	RTT	R	123	
619	T 3.3.2-3 3.E	2	RTT	R	123	
620	T 3.3.2-3 4.A.1	1	RTT	R	123	
621	T 3.3.2-3 4.A.1	2	RTT	R	123	
622	T 3.3.2-3 4.A.3	1	RTT	R	123	
623	T 3.3.2-3 4.A.3	2	RTT	R	123	
624	T 3.3.2-3 4.A.4	1	RTT	R	123	
625	T 3.3.2-3 4.A.4	2	RTT	R	123	
626	T 3.3.2-3 4.B.1	1	RTT	R	123	
627	T 3.3.2-3 4.B.1	2	RTT	R	123	
628	T 3.3.3-3 2	1	RTT	R	12345	M02
629	T 3.3.3-3 2	2	RTT	R	12345	M02
630	T 3.3.3-3 3	1	RTT	R	123	B11
631	T 3.3.3-3 3	2	RTT	R	123	B11
632	T 3.3.6.2-3 1	2	RTT	R	1	A09
633	T 3.3.6.2-3 2	2	RTT	R	1	A09
634	T 4.11.1-1 B	0	S/A	VR	12345	
635	T 4.11.1-1 C	1	S/A	W	12345	
636	T 4.11.1-1 C	2	S/A	W	12345	
637	T 4.11.2-1 A	1	S/A	VR	12345	

ITEM	TECHSPEC	UNIT	TYPE	FREQ	MODE	EVENT
638	T 4.11.2-1 A	2	S/A	VR	12345	
639	T 4.11.2-1 C	0	S/A	EC	12345	
640	T 4.3.2-1 1.A.1	1	CC	R	123	S19A
641	T 4.3.2-1 1.A.1	1	CCH	D	123	
642	T 4.3.2-1 1.A.1	1	CCT	M	123	
643	T 4.3.2-1 1.A.1	1	CF	M	123	
644	T 4.3.2-1 1.A.1	2	CC	R	123	
645	T 4.3.2-1 1.A.1	2	CCH	D	123	
646	T 4.3.2-1 1.A.1	2	CCT	M	123	
647	T 4.3.2-1 1.A.1	2	CF	M	123	
648	T 4.3.2-1 1.A.2	1	CC	R	123	
649	T 4.3.2-1 1.A.2	1	CCH	D	123	
650	T 4.3.2-1 1.A.2	1	CCT	M	123	
651	T 4.3.2-1 1.A.2	1	CF	M	123	
652	T 4.3.2-1 1.A.2	2	CC	R	123	
653	T 4.3.2-1 1.A.2	2	CCH	D	123	
654	T 4.3.2-1 1.A.2	2	CCT	M	123	
655	T 4.3.2-1 1.A.2	2	CF	M	123	
656	T 4.3.2-1 1.B	1	CC	R	123	
657	T 4.3.2-1 1.B	1	CCH	D	123	
658	T 4.3.2-1 1.B	1	CCT	M	123	
659	T 4.3.2-1 1.B	1	CF	M	123	
660	T 4.3.2-1 1.B	2	CC	R	123	
661	T 4.3.2-1 1.B	2	CCH	D	123	
662	T 4.3.2-1 1.B	2	CCT	M	123	
663	T 4.3.2-1 1.B	2	CF	M	123	
664	T 4.3.2-1 1.C.1	1	CC	R	123	
665	T 4.3.2-1 1.C.1	1	CCH	D	123	
666	T 4.3.2-1 1.C.1	1	CF	W	123	
667	T 4.3.2-1 1.C.1	2	CC	R	123	
668	T 4.3.2-1 1.C.1	2	CCH	D	123	
669	T 4.3.2-1 1.C.1	2	CF	W	123	
670	T 4.3.2-1 1.C.2	1	CC	R	1	
671	T 4.3.2-1 1.C.2	1	CCH	D	1	
672	T 4.3.2-1 1.C.2	1	CCT	M	1	
673	T 4.3.2-1 1.C.2	1	CF	M	1	
674	T 4.3.2-1 1.C.2	2	CC	R	1	
675	T 4.3.2-1 1.C.2	2	CCH	D	1	
676	T 4.3.2-1 1.C.2	2	CCT	M	1	
677	T 4.3.2-1 1.C.2	2	CF	M	1	
678	T 4.3.2-1 1.C.3	1	CC	R	1	
679	T 4.3.2-1 1.C.3	1	CCH	D	1	
680	T 4.3.2-1 1.C.3	1	CCT	M	1	
681	T 4.3.2-1 1.C.3	1	CF	M	1	
682	T 4.3.2-1 1.C.3	2	CC	R	1	
683	T 4.3.2-1 1.C.3	2	CCH	D	1	
684	T 4.3.2-1 1.C.3	2	CCT	M	1	
685	T 4.3.2-1 1.C.3	2	CF	M	1	
686	T 4.3.2-1 1.C.4	2	CCH	D	23	

ITEM	TECHSPEC	UNIT	TYPE	FREQ	MODE	EVENT
687	T 4.3.2-1 1.C.4	2	CCT	M	20	
688	T 4.3.2-1 1.C.4	2	CF	M	23	
689	T 4.3.2-1 1.D	1	CC	R	123	
690	T 4.3.2-1 1.D	1	CF	M	123	
691	T 4.3.2-1 1.D	2	CC	R	123	
692	T 4.3.2-1 1.D	2	CF	M	123	
693	T 4.3.2-1 1.E	1	CC	R	12	B12
694	T 4.3.2-1 1.E	1	CCH	D	12	B12
695	T 4.3.2-1 1.E	1	CCT	M	12	B12
696	T 4.3.2-1 1.E	1	CF	M	12	B12
697	T 4.3.2-1 1.E	2	CC	R	12	B12
698	T 4.3.2-1 1.E	2	CCH	D	12	B12
699	T 4.3.2-1 1.E	2	CCT	M	12	B12
700	T 4.3.2-1 1.E	2	CF	M	12	B12
701	T 4.3.2-1 1.F	1	CC	R	123	
702	T 4.3.2-1 1.F	1	CF	M	123	
703	T 4.3.2-1 1.F	2	CC	R	123	
704	T 4.3.2-1 1.F	2	CF	M	123	
705	T 4.3.2-1 1.G	0	CC	R	123	
706	T 4.3.2-1 1.G	0	CF	Q	123	
707	T 4.3.2-1 2.A	1	CC	R	1235	C15
708	T 4.3.2-1 2.A	1	CCH	D	1235	C15
709	T 4.3.2-1 2.A	1	CF	M	1235	C15
710	T 4.3.2-1 2.A	2	CC	R	1235	C15
711	T 4.3.2-1 2.A	2	CCH	D	1235	C15
712	T 4.3.2-1 2.A	2	CF	M	1235	C15
713	T 4.3.2-1 2.B	1	CC	R	123	
714	T 4.3.2-1 2.B	1	CCH	D	123	
715	T 4.3.2-1 2.B	1	CCT	M	123	
716	T 4.3.2-1 2.B	1	CF	M	123	
717	T 4.3.2-1 2.B	2	CC	R	123	
718	T 4.3.2-1 2.B	2	CCH	D	123	
719	T 4.3.2-1 2.B	2	CCT	M	123	
720	T 4.3.2-1 2.B	2	CF	M	123	
721	T 4.3.2-1 2.C	1	CC	R	123	
722	T 4.3.2-1 2.C	1	CCH	D	123	
723	T 4.3.2-1 2.C	1	CCT	M	123	
724	T 4.3.2-1 2.C	1	CF	M	123	
725	T 4.3.2-1 2.C	2	CC	R	123	
726	T 4.3.2-1 2.C	2	CCH	D	123	
727	T 4.3.2-1 2.C	2	CCT	M	123	
728	T 4.3.2-1 2.C	2	CF	M	123	
729	T 4.3.2-1 3.A	1	CC	R	123	
730	T 4.3.2-1 3.A	1	CCH	D	123	
731	T 4.3.2-1 3.A	1	CF	M	123	
732	T 4.3.2-1 3.A	2	CC	R	123	
733	T 4.3.2-1 3.A	2	CCH	D	123	
734	T 4.3.2-1 3.A	2	CF	M	123	
735	T 4.3.2-1 3.B	1	CC	R	123	



ITEM	TECHSPEC	UNIT	TYPE	FREQ	MODE	EVENT
736	T 4.3.2-1 3.B	1	CF	M		123
737	T 4.3.2-1 3.B	2	CC	R		123
738	T 4.3.2-1 3.B	2	CF	M		123
739	T 4.3.2-1 3.C	1	CC	R		123
740	T 4.3.2-1 3.C	1	CF	M		123
741	T 4.3.2-1 3.C	2	CC	R		123
742	T 4.3.2-1 3.C	2	CF	M		123
743	T 4.3.2-1 3.D	1	CF	R		123
744	T 4.3.2-1 3.D	2	CF	R		123
745	T 4.3.2-1 3.E	1	CC	R		123
746	T 4.3.2-1 3.E	1	CCH	D		123
747	T 4.3.2-1 3.E	1	CCT	M		123
748	T 4.3.2-1 3.E	1	CF	M		123
749	T 4.3.2-1 3.E	2	CC	R		123
750	T 4.3.2-1 3.E	2	CCH	D		123
751	T 4.3.2-1 3.E	2	CCT	M		123
752	T 4.3.2-1 3.E	2	CF	M		123
753	T 4.3.2-1 4.A.1	1	CC	R		123
754	T 4.3.2-1 4.A.1	1	CCH	D		123
755	T 4.3.2-1 4.A.1	1	CCT	M		123
756	T 4.3.2-1 4.A.1	1	CF	M		123
757	T 4.3.2-1 4.A.1	2	CC	R		123
758	T 4.3.2-1 4.A.1	2	CCH	D		123
759	T 4.3.2-1 4.A.1	2	CCT	M		123
760	T 4.3.2-1 4.A.1	2	CF	M		123
761	T 4.3.2-1 4.A.2	1	CC	R		123
762	T 4.3.2-1 4.A.2	1	CF	R		123
763	T 4.3.2-1 4.A.2	2	CC	R		123
764	T 4.3.2-1 4.A.2	2	CF	R		123
765	T 4.3.2-1 4.A.3	1	CC	R		123
766	T 4.3.2-1 4.A.3	1	CF	M		123
767	T 4.3.2-1 4.A.3	2	CC	R		123
768	T 4.3.2-1 4.A.3	2	CF	M		123
769	T 4.3.2-1 4.A.4	1	CC	Q		123
770	T 4.3.2-1 4.A.4	1	CF	M		123
771	T 4.3.2-1 4.A.4	2	CC	Q		123
772	T 4.3.2-1 4.A.4	2	CF	M		123
773	T 4.3.2-1 4.A.5	1	CF	R		123
774	T 4.3.2-1 4.A.5	2	CF	R		123
775	T 4.3.2-1 4.A.6	1	CC	Q		123
776	T 4.3.2-1 4.A.6	1	CF	M		123
777	T 4.3.2-1 4.A.6	2	CC	Q		123
778	T 4.3.2-1 4.A.6	2	CF	M		123
779	T 4.3.2-1 4.A.7	1	CC	R		123
780	T 4.3.2-1 4.A.7	1	CF	M		123
781	T 4.3.2-1 4.A.7	2	CC	R		123
782	T 4.3.2-1 4.A.7	2	CF	M		123
783	T 4.3.2-1 4.A.8	1	CC	R		123
784	T 4.3.2-1 4.A.8	1	CF	M		123

ITEM	TECHSPEC	UNIT	TYPE	FREQ	MODE	EVENT
785	T 4.3.2-1 4.A.8	2	CC	R	123	
786	T 4.3.2-1 4.A.8	2	CF	M	123	
787	T 4.3.2-1 4.A.9	1	CC	Q	123	
788	T 4.3.2-1 4.A.9	1	CF	M	123	
789	T 4.3.2-1 4.A.9	2	CC	Q	123	
790	T 4.3.2-1 4.A.9	2	CF	M	123	
791	T 4.3.2-1 4.B.1	1	CC	R	123	
792	T 4.3.2-1 4.B.1	1	CCH	D	123	
793	T 4.3.2-1 4.B.1	1	CCT	M	123	
794	T 4.3.2-1 4.B.1	1	CF	M	123	
795	T 4.3.2-1 4.B.1	2	CC	R	123	
796	T 4.3.2-1 4.B.1	2	CCH	D	123	
797	T 4.3.2-1 4.B.1	2	CCT	M	123	
798	T 4.3.2-1 4.B.1	2	CF	M	123	
799	T 4.3.2-1 4.B.10	1	CC	Q	123	
800	T 4.3.2-1 4.B.10	1	CF	M	123	
801	T 4.3.2-1 4.B.10	2	CC	Q	123	
802	T 4.3.2-1 4.B.10	2	CF	M	123	
803	T 4.3.2-1 4.B.2	1	CC	R	123	
804	T 4.3.2-1 4.B.2	1	CF	R	123	
805	T 4.3.2-1 4.B.2	2	CC	R	123	
806	T 4.3.2-1 4.B.2	2	CF	R	123	
807	T 4.3.2-1 4.B.3	1	CC	Q	123	
808	T 4.3.2-1 4.B.3	1	CF	M	123	
809	T 4.3.2-1 4.B.3	2	CC	Q	123	
810	T 4.3.2-1 4.B.3	2	CF	M	123	
811	T 4.3.2-1 4.B.4	1	CC	R	123	
812	T 4.3.2-1 4.B.4	1	CF	M	123	
813	T 4.3.2-1 4.B.4	2	CC	R	123	
814	T 4.3.2-1 4.B.4	2	CF	M	123	
815	T 4.3.2-1 4.B.5	1	CF	R	123	
816	T 4.3.2-1 4.B.5	2	CF	R	123	
817	T 4.3.2-1 4.B.6	1	CC	R	123	
818	T 4.3.2-1 4.B.6	1	CF	M	123	
819	T 4.3.2-1 4.B.6	2	CC	R	123	
820	T 4.3.2-1 4.B.6	2	CF	M	123	
821	T 4.3.2-1 4.B.7	1	CC	R	123	
822	T 4.3.2-1 4.B.7	1	CF	M	123	
823	T 4.3.2-1 4.B.7	2	CC	R	123	
824	T 4.3.2-1 4.B.7	2	CF	M	123	
825	T 4.3.2-1 4.B.8	1	CC	R	123	
826	T 4.3.2-1 4.B.8	1	CF	M	123	
827	T 4.3.2-1 4.B.8	2	CC	R	123	
828	T 4.3.2-1 4.B.8	2	CF	M	123	
829	T 4.3.2-1 4.B.9	1	CC	Q	123	
830	T 4.3.2-1 4.B.9	1	CF	M	123	
831	T 4.3.2-1 4.B.9	2	CC	Q	123	
832	T 4.3.2-1 4.B.9	2	CF	M	123	
833	T 4.3.2-1 5.A	1	CC	R	123	

ITEM	TECHSPEC	UNIT	TYPE	FREQ	MODE	EVENT
834	T 4.3.2-1 5.A	1	CCH	D	123	
835	T 4.3.2-1 5.A	1	CCT	M	123	
836	T 4.3.2-1 5.A	1	CF	M	123	
837	T 4.3.2-1 5.A	2	CC	R	123	
838	T 4.3.2-1 5.A	2	CCH	D	123	
839	T 4.3.2-1 5.A	2	CCT	M	123	
840	T 4.3.2-1 5.A	2	CF	M	123	
841	T 4.3.2-1 5.B	1	CC	R	123	
842	T 4.3.2-1 5.B	1	CF	M	123	
843	T 4.3.2-1 5.B	1	CF	SU	123	B09
844	T 4.3.2-1 5.B	2	CC	R	123	
845	T 4.3.2-1 5.B	2	CF	M	123	
846	T 4.3.2-1 5.B	2	CF	SU	123	B09G
847	T 4.3.3-1 1.A	1	CC	R	12345	
848	T 4.3.3-1 1.A	1	CCH	D	12345	
849	T 4.3.3-1 1.A	1	CCT	M	12345	
850	T 4.3.3-1 1.A	1	CF	M	12345	
851	T 4.3.3-1 1.A	2	CC	R	12345	
852	T 4.3.3-1 1.A	2	CCH	D	12345	
853	T 4.3.3-1 1.A	2	CCT	M	12345	
854	T 4.3.3-1 1.A	2	CF	M	12345	
855	T 4.3.3-1 1.B	1	CC	R	12345	
856	T 4.3.3-1 1.B	1	CCH	D	12345	
857	T 4.3.3-1 1.B	1	CCT	M	12345	
858	T 4.3.3-1 1.9	1	CF	M	12345	
859	T 4.3.3-1 1.B	2	CC	R	12345	
860	T 4.3.3-1 1.B	2	CCT	M	12345	
861	T 4.3.3-1 1.B	2	CF	M	12345	
862	T 4.3.3-1 1.C	1	CC	R	123	
863	T 4.3.3-1 1.C	1	CCH	D	123	
864	T 4.3.3-1 1.C	1	CCT	M	123	
865	T 4.3.3-1 1.C	1	CF	M	123	
866	T 4.3.3-1 1.C	2	CC	R	123	
867	T 4.3.3-1 1.C	2	CCH	D	123	
868	T 4.3.3-1 1.C	2	CCT	M	123	
869	T 4.3.3-1 1.C	2	CF	M	123	
870	T 4.3.3-1 1.D	1	CC	R	12345	M02
871	T 4.3.3-1 1.D	1	CF	R	12345	M02
872	T 4.3.3-1 1.D	2	CC	R	12345	M02
873	T 4.3.3-1 1.D	2	CF	R	12345	M02
874	T 4.3.3-1 1.E	1	CF	R	12345	
875	T 4.3.3-1 1.E	2	CF	R	12345	
876	T 4.3.3-1 2.A	1	CC	R	123	
877	T 4.3.3-1 2.A	1	CCH	D	123	
878	T 4.3.3-1 2.A	1	CCT	M	123	
879	T 4.3.3-1 2.A	1	CF	M	123	
880	T 4.3.3-1 2.A	2	CC	R	123	
881	T 4.3.3-1 2.A	2	CCH	D	123	
882	T 4.3.3-1 2.A	2	CCT	M	123	

ITEM	TECHSPEC	UNIT	TYPE	FREQ	MODE	EVENT
883	T 4.3.3-1 2.A	2	CF	M	123	
884	T 4.3.3-1 2.B	1	CC	R	12345	M02
885	T 4.3.3-1 2.B	1	CCH	D	12345	M02
886	T 4.3.3-1 2.B	1	CCT	M	12345	M02
887	T 4.3.3-1 2.B	1	CF	M	12345	M02
888	T 4.3.3-1 2.B	2	CC	R	12345	M02
889	T 4.3.3-1 2.B	2	CCH	D	12345	M02
890	T 4.3.3-1 2.B	2	CCT	M	12345	M02
891	T 4.3.3-1 2.B	2	CF	M	12345	M02
892	T 4.3.3-1 2.C	1	CC	R	12345	M02
893	T 4.3.3-1 2.C	1	CCH	D	12345	M02
894	T 4.3.3-1 2.C	1	CCT	M	12345	M02
895	T 4.3.3-1 2.C	1	CF	M	12345	M02
896	T 4.3.3-1 2.C	2	CC	R	12345	M02
897	T 4.3.3-1 2.C	2	CCH	D	12345	M02
898	T 4.3.3-1 2.C	2	CCT	M	12345	M02
899	T 4.3.3-1 2.C	2	CF	M	12345	M02
900	T 4.3.3-1 2.D	1	CC	R	12345	M02
901	T 4.3.3-1 2.D.1	1	CCH	D	12345	M02
902	T 4.3.3-1 2.D.1	1	CC	M	12345	M02
903	T 4.3.3-1 2.D.1	1	CF	M	12345	M02
904	T 4.3.3-1 2.D	2	CC	R	12345	M02
905	T 4.3.3-1 2.D.1	2	CCH	D	12345	M02
906	T 4.3.3-1 2.D.1	2	CC	M	12345	M02
907	T 4.3.3-1 2.D.1	2	CF	M	12345	M02
908	T 4.3.3-1 2.D.2	1	CC	M	12345	M02
909	T 4.3.3-1 2.D.2	1	CCH	D	12345	M02
910	T 4.3.3-1 2.D.2	1	CF	M	12345	M02
911	T 4.3.3-1 2.D.2	2	CC	M	12345	M02
912	T 4.3.3-1 2.D.2	2	CCH	D	12345	M02
913	T 4.3.3-1 2.D.2	2	CF	M	12345	M02
914	T 4.3.3-1 2.E	1	CC	R	12345	M02
915	T 4.3.3-1 2.E	1	CF	R	12345	M02
916	T 4.3.3-1 2.E	2	CC	R	12345	M02
917	T 4.3.3-1 2.E	2	CF	R	12345	M02
918	T 4.3.3-1 2.F	1	CF	R	12345	M02
919	T 4.3.3-1 2.F	2	CF	R	12345	M02
920	T 4.3.3-1 3.A	1	CC	R	123	
921	T 4.3.3-1 3.A	1	CCH	D	123	
922	T 4.3.3-1 3.A	1	CCT	M	123	
923	T 4.3.3-1 3.A	1	CF	M	123	
924	T 4.3.3-1 3.A	2	CC	R	123	
925	T 4.3.3-1 3.A	2	CCH	D	123	
926	T 4.3.3-1 3.A	2	CCT	M	123	
927	T 4.3.3-1 3.A	2	CF	M	123	
928	T 4.3.3-1 3.B	1	CC	R	123	
929	T 4.3.3-1 3.B	1	CCH	D	123	
930	T 4.3.3-1 3.B	1	CCT	M	123	
931	T 4.3.3-1 3.B	1	CF	M	123	

ITEM	TECHSPEC	UNIT	TYPE	FREQ	MODE	EVENT
932	T 4.3.3-1 3.B	2	CC	R	123	
933	T 4.3.3-1 3.B	2	CCH	D	123	
934	T 4.3.3-1 3.B	2	CCT	M	123	
935	T 4.3.3-1 3.B	2	CF	M	123	
936	T 4.3.3-1 3.C	1	CC	Q	123	
937	T 4.3.3-1 3.C	1	CF	M	123	
938	T 4.3.3-1 3.C	2	CC	Q	123	
939	T 4.3.3-1 3.C	2	CF	M	123	
940	T 4.3.3-1 3.D	1	CC	Q	123	
941	T 4.3.3-1 3.D	1	CF	M	123	
942	T 4.3.3-1 3.D	2	CC	Q	123	
943	T 4.3.3-1 3.D	2	CF	M	123	
944	T 4.3.3-1 3.E	1	CF	R	123	
945	T 4.3.3-1 3.E	2	CF	R	123	
946	T 4.3.3-1 4.A	1	CCH	D	123	
947	T 4.3.3-1 4.A	1	CF	R	123	
948	T 4.3.3-1 4.A	2	CCH	D	123	
949	T 4.3.3-1 4.A	2	CF	R	123	
950	T 4.3.3-1 4.B	1	CC	R	123	
951	T 4.3.3-1 4.B	1	CCH	D	123	
952	T 4.3.3-1 4.B	1	CCT	M	123	
953	T 4.3.3-1 4.B	1	CF	M	123	
954	T 4.3.3-1 4.B	2	CC	R	123	
955	T 4.3.3-1 4.B	2	CCH	D	123	
956	T 4.3.3-1 4.B	2	CCT	M	123	
957	T 4.3.3-1 4.B	2	CF	M	123	
958	T 4.3.3-1 4.C	1	CC	R	123	
959	T 4.3.3-1 4.C	1	CCH	D	123	
960	T 4.3.3-1 4.C	1	CCT	M	123	
961	T 4.3.3-1 4.C	1	CF	M	123	
962	T 4.3.3-1 4.C	2	CC	R	123	
963	T 4.3.3-1 4.C	2	CCH	D	123	
964	T 4.3.3-1 4.C	2	CCT	M	123	
965	T 4.3.3-1 4.C	2	CF	M	123	
966	T 4.3.3-1 4.D	1	CC	R	123	
967	T 4.3.3-1 4.D	1	CF	R	123	
968	T 4.3.3-1 4.D	2	CC	R	123	
969	T 4.3.3-1 4.D	2	CF	R	123	
970	T 4.3.3-1 4.E	1	CC	Q	123	
971	T 4.3.3-1 4.E	1	CF	M	123	
972	T 4.3.3-1 4.E	2	CC	Q	123	
973	T 4.3.3-1 4.E	2	CF	M	123	
974	T 4.3.3-1 4.F	1	CC	Q	123	
975	T 4.3.3-1 4.F	1	CF	M	123	
976	T 4.3.3-1 4.F	2	CC	Q	123	
977	T 4.3.3-1 4.F	2	CF	M	123	
978	T 4.3.3-1 4.G	1	CF	R	123	
979	T 4.3.3-1 4.G	2	CF	R	123	
980	T 4.3.3-1 5.A	1	CC	R	12345	

ITEM	TECHSPEC	UNIT	TYPE	FREQ	MODE	EVENT
981	T 4.3.3-1 5.A	2	CC	R	12345	M02
982	T 4.3.3-1 5.B	1	CF	M	12345	M02
983	T 4.3.3-1 5.B	2	CF	M	12345	M02
984	T 4.3.3-1 5.B	1	CC	R	12345	M02
985	T 4.3.3-1 5.B	2	CC	R	12345	M02
986	T 4.3.4-1 1.A	1	CC	R	1	
987	T 4.3.4-1 1.A	1	CF	M	1	
988	T 4.3.4-1 1.A	1	CF	SU	1	B03
989	T 4.3.4-1 1.A	2	CC	R	1	
990	T 4.3.4-1 1.A	2	CF	M	1	
991	T 4.3.4-1 1.A	2	CF	SU	1	B03
992	T 4.3.4-1 1.B	1	CF	Q	125	
993	T 4.3.4-1 1.B	1	CF	SU	125	B03
994	T 4.3.4-1 1.B	2	CF	Q	125	
995	T 4.3.4-1 1.B	2	CF	SU	125	B03
996	T 4.3.4-1 1.C	1	CF	M	1	
997	T 4.3.4-1 1.C	1	CF	SU	1	B03
998	T 4.3.4-1 1.C	2	CF	M	1	
999	T 4.3.4-1 1.C	2	CF	SU	1	B03
1000	T 4.3.4-1 1.D	1	CC	R	25	
1001	T 4.3.4-1 1.D	1	CF	SU	25	B03
1002	T 4.3.4-1 1.D	1	CF	Q	25	B14
1003	T 4.3.4-1 1.D	2	CC	R	25	
1004	T 4.3.4-1 1.D	2	CF	SU	25	B03
1005	T 4.3.4-1 2.A	1	CC	R	1	A06
1006	T 4.3.4-1 2.A	1	CF	M	1	A06
1007	T 4.3.4-1 2.A	1	CF	SU	1	B03
1008	T 4.3.4-1 2.A	2	CC	R	1	A06
1009	T 4.3.4-1 2.A	2	CF	M	1	A06
1010	T 4.3.4-1 2.A	2	CF	SU	1	B03
1011	T 4.3.4-1 2.B	1	CF	Q	1	A06
1012	T 4.3.4-1 2.B	1	CF	SU	1	B03
1013	T 4.3.4-1 2.B	2	CF	Q	1	A06
1014	T 4.3.4-1 2.B	2	CF	SU	1	B03
1015	T 4.3.4-1 2.C	1	CC	R	1	A06
1016	T 4.3.4-1 2.C	1	CF	M	1	A06
1017	T 4.3.4-1 2.C	1	CF	SU	1	B03
1018	T 4.3.4-1 2.C	2	CC	R	1	A06
1019	T 4.3.4-1 2.C	2	CF	M	1	A06
1020	T 4.3.4-1 2.C	2	CF	SU	1	B03
1021	T 4.3.4-1 3.A	1	CF	SU	25	B03
1022	T 4.3.4-1 3.A	1	CF	W	25	B14
1023	T 4.3.4-1 3.A	2	CF	SU	25	B03
1024	T 4.3.4-1 3.A	2	CF	W	25	B14
1025	T 4.3.4-1 3.B	1	CF	SU	25	B03
1026	T 4.3.4-1 3.B	1	CF	W	25	B14
1027	T 4.3.4-1 3.B	2	CF	SU	25	B03
1028	T 4.3.4-1 3.B	2	CF	W	25	B14
1029	T 4.3.4-1 3.C	1	CF	SU	25	B03

ITEM	TECHSPEC	UNIT	TYPE	FREQ	MODE	EVENT
1030	T 4.3.4-1 3.C	1	CF	W	25	B14
1031	T 4.3.4-1 3.C	2	CF	SU	25	B03
1032	T 4.3.4-1 3.C	2	CF	W	25	B14
1033	T 4.3.4-1 3.D	1	CF	SU	25	B03
1034	T 4.3.4-1 3.D	1	CF	W	25	B14
1035	T 4.3.4-1 3.D	2	CF	SU	25	B03
1036	T 4.3.4-1 3.D	2	CF	W	25	B14
1037	T 4.3.4-1 4.A	1	CF	SU	2	B03
1038	T 4.3.4-1 4.A	1	CF	W	2	B14
1039	T 4.3.4-1 4.A	1	CF	W	5	
1040	T 4.3.4-1 4.A	2	CF	SU	2	B03
1041	T 4.3.4-1 4.A	2	CF	W	2	B14
1042	T 4.3.4-1 4.A	2	CF	W	5	
1043	T 4.3.4-1 4.B	1	CF	SU	2	B03
1044	T 4.3.4-1 4.B	1	CF	W	2	B14
1045	T 4.3.4-1 4.B	1	CF	W	5	
1046	T 4.3.4-1 4.B	2	CF	SU	2	B03
1047	T 4.3.4-1 4.B	2	CF	W	2	B14
1048	T 4.3.4-1 4.B	2	CF	W	5	
1049	T 4.3.4-1 4.C	1	CF	SU	2	B03
1050	T 4.3.4-1 4.C	1	CF	W	2	B14
1051	T 4.3.4-1 4.C	1	CF	W	5	
1052	T 4.3.4-1 4.C	2	CF	SU	2	B03
1053	T 4.3.4-1 4.C	2	CF	W	2	B14
1054	T 4.3.4-1 4.C	2	CF	W	5	
1055	T 4.3.4-1 4.D	1	CF	SU	2	B03
1056	T 4.3.4-1 4.D	1	CF	W	2	B14
1057	T 4.3.4-1 4.D	1	CF	W	5	
1058	T 4.3.4-1 4.D	2	CF	SU	2	B03
1059	T 4.3.4-1 4.D	2	CF	W	2	B14
1060	T 4.3.4-1 4.D	2	CF	W	5	
1061	T 4.3.4-1 5.A	1	CC	R	125	S13
1062	T 4.3.4-1 5.A	1	CF	Q	125	S13
1063	T 4.3.4-1 5.A	2	CC	R	125	S13
1064	T 4.3.4-1 5.A	2	CF	Q	125	S13
1065	T 4.3.5.1-1 1.A	1	CC	R	12345	
1066	T 4.3.5.1-1 1.A	1	CCH	M	12345	
1067	T 4.3.5.1-1 1.A	1	CF	6M	12345	
1068	T 4.3.5.1-1 1.A	2	CC	R	12345	
1069	T 4.3.5.1-1 1.B	1	CC	R	12345	
1070	T 4.3.5.1-1 1.B	1	CCH	M	12345	
1071	T 4.3.5.1-1 1.B	1	CF	6M	12345	
1072	T 4.3.5.1-1 1.B	2	CC	R	12345	
1073	T 4.3.5.1-1 1.C	2	CC	R	12345	
1074	T 4.3.5.1-1 2.A	2	CC	R	12345	
1075	T 4.3.5.1-1 2.A	2	CCH	M	12345	
1076	T 4.3.5.1-1 2.A	2	CF	6M	12345	
1077	T 4.3.5.1-1 2.B	2	CC	R	12345	
1078	T 4.3.5.1-1 2.B	2	CCH	M	12345	



ITEM	TECHSPEC	UNIT	TYPE	FREQ	MODE	EVENT
1079	T 4.3.5.1-1 2.B	2	CF	6M	12345	
1080	T 4.3.5.2-1 1	1	CC	Q	123	
1081	T 4.3.5.2-1 1	1	CCH	M	123	
1082	T 4.3.5.2-1 1	2	CC	Q	123	
<del>1083</del>	<del>T 4.3.5.2-1 1</del>	<del>2</del>	<del>CCH</del>	<del>M</del>	<del>123</del>	
1084	T 4.3.5.2-1 2	1	CC	Q	123	
1085	T 4.3.5.2-1 2	1	CCH	M	123	
1086	T 4.3.5.2-1 2	2	CC	Q	23	
1087	T 4.3.5.2-1 2	2	CCH	M	123	
1088	T 4.3.5.2-1 3	1	CC	R	123	
1089	T 4.3.5.2-1 3	1	CCH	M	123	
1090	T 4.3.5.2-1 3	2	CC	R	123	
1091	T 4.3.5.2-1 3	2	CCH	M	123	
1092	T 4.3.5.2-1 4	1	CC	R	123	
1093	T 4.3.5.2-1 4	1	CCH	M	123	
1094	T 4.3.5.2-1 4	2	CC	R	123	
1095	T 4.3.5.2-1 4	2	CCH	M	123	
1096	T 4.3.5.2-1 5	1	CC	Q	123	
1097	T 4.3.5.2-1 5	1	CCH	M	123	
1098	T 4.3.5.2-1 5	2	CC	Q	123	
1099	T 4.3.5.2-1 5	2	CCH	M	123	
1100	T 4.3.5.2-1 6	1	CC	R	123	
1101	T 4.3.5.2-1 6	1	CCH	M	123	
1102	T 4.3.5.2-1 6	2	CC	R	123	
1103	T 4.3.5.2-1 6	2	CCH	M	123	
1104	T 4.3.5.2-1 7	1	CC	Q	123	
1105	T 4.3.5.2-1 7	1	CCH	M	123	
1106	T 4.3.5.2-1 7	2	CC	Q	123	
1107	T 4.3.5.2-1 7	2	CCH	M	123	
1108	T 4.3.5.3-1 1	1	CC	R	12	
1109	T 4.3.5.3-1 1	1	CCH	M	12	
1110	T 4.3.5.3-1 1	2	CC	R	12	
1111	T 4.3.5.3-1 1	2	CCH	M	12	
1112	T 4.3.5.3-1 10	1	CC	R	12	
1113	T 4.3.5.3-1 10	1	CCH	M	12	
1114	T 4.3.5.3-1 10	2	CC	R	12	
1115	T 4.3.5.3-1 10	2	CCH	M	12	
1116	T 4.3.5.3-1 11	1	CC	R	12	
1117	T 4.3.5.3-1 11	1	CCH	M	12	
1118	T 4.3.5.3-1 11	2	CC	R	12	
1119	T 4.3.5.3-1 11	2	CCH	M	12	
1120	T 4.3.5.3-1 12.A	1	CC	R	12	
1121	T 4.3.5.3-1 12.A	1	CCH	M	12	
1122	T 4.3.5.3-1 12.A	2	CC	R	12	
<del>1123</del>	<del>T 4.3.5.3-1 12.A</del>	<del>2</del>	<del>CCH</del>	<del>M</del>	<del>12</del>	
1124	T 4.3.5.3-1 12.B	1	CC	R	12	
1125	T 4.3.5.3-1 12.B	1	CCH	M	12	
1126	T 4.3.5.3-1 12.B	2	CC	R	12	
1127	T 4.3.5.3-1 12.B	2	CCH	M	12	

ITEM	TECHSPEC	UNIT	TYPE	FREQ	MODE	EVENT
1128	T 4.3.5.3-1 13	1	CC	R	123	
1129	T 4.3.5.3-1 13	1	CCH	M	123	
1130	T 4.3.5.3-1 13	2	CC	R	123	
1131	T 4.3.5.3-1 13	2	CCH	M	123	
1132	T 4.3.5.3-1 13	1	CCH	M	123	
1133	T 4.3.5.3-1 14	2	CCH	M	123	
1134	T 4.3.5.3-1 2	1	CC	R	12	
1135	T 4.3.5.3-1 2	1	CCH	M	12	
1136	T 4.3.5.3-1 2	2	CC	R	12	
1137	T 4.3.5.3-1 2	2	CCH	M	12	
1138	T 4.3.5.3-1 3	1	CC	R	12	
1139	T 4.3.5.3-1 3	1	CCH	M	12	
1140	T 4.3.5.3-1 3	2	CC	R	12	
1141	T 4.3.5.3-1 3	2	CCH	M	12	
1142	T 4.3.5.3-1 4	1	CC	R	12	
1143	T 4.3.5.3-1 4	1	CCH	D	12	
1144	T 4.3.5.3-1 4	2	CC	R	12	
1145	T 4.3.5.3-1 4	2	CCH	D	12	
1146	T 4.3.5.3-1 5	1	CC	R	12	
1147	T 4.3.5.3-1 5	1	CCH	M	12	
1148	T 4.3.5.3-1 5	2	CC	R	12	
1149	T 4.3.5.3-1 5	2	CCH	M	12	
1150	T 4.3.5.3-1 6	1	CC	R	12	
1151	T 4.3.5.3-1 6	1	CCH	M	12	
1152	T 4.3.5.3-1 6	2	CC	R	12	
1153	T 4.3.5.3-1 6	2	CCH	M	12	
1154	T 4.3.5.3-1 7	1	CC	R	12	
1155	T 4.3.5.3-1 7	1	CCH	M	12	
1156	T 4.3.5.3-1 7	2	CC	R	12	
1157	T 4.3.5.3-1 7	2	CCH	M	12	
1158	T 4.3.5.3-1 8	1	CC	R	123	
1159	T 4.3.5.3-1 8	1	CCH	M	123	
1160	T 4.3.5.3-1 8	2	CC	R	123	
1161	T 4.3.5.3-1 8	2	CCH	M	123	
1162	T 4.3.5.3-1 9	1	CC	R	12	
1163	T 4.3.5.3-1 9	1	CCH	M	12	
1164	T 4.3.5.3-1 9	2	CC	R	12	
1165	T 4.3.5.3-1 9	2	CCH	M	12	
1166	T 4.3.5.6-1 1	1	CC	R	12	
1167	T 4.3.5.6-1 1	1	CCH	D	12	
1168	T 4.3.5.6-1 1	1	CF	M	12	
1169	T 4.3.5.6-1 1	2	CC	R	12	
1170	T 4.3.5.6-1 1	2	CCH	D	12	
1171	T 4.3.5.6-1 1	2	CF	M	12	
1172	T 4.3.5.6-1 2	1	CC	6M	12	
1173	T 4.3.5.6-1 2	1	CCH	D	12	
1174	T 4.3.5.6-1 2	1	CF	M	12	
1175	T 4.3.5.6-1 2	2	CC	6M	12	
1176	T 4.3.5.6-1 2	2	CCH	D	12	

ITEM	TECHSPEC	UNIT	TYPE	FREQ	MODE	EVENT
1177	T 4.3.5.6-1 2	2	CF	M	12	
1178	T 4.3.5.6-1 3	1	CC	6M	12	
1179	T 4.3.5.6-1 3	1	CCH	D	12	
1180	T 4.3.5.6-1 3	1	CF	M	12	
1181	T 4.3.5.6-1 3	2	CC	6M	12	
1182	T 4.3.5.6-1 3	2	CCH	D	12	
1183	T 4.3.5.6-1 3	2	CF	M	12	
1184	T 4.3.5.6-1 4	1	CCH	D	12	
1185	T 4.3.5.6-1 4	1	CC	6M	12	
1186	T 4.3.5.6-1 4	1	CF	M	12	
1187	T 4.3.5.6-1 4	2	CC	6M	12	
1188	T 4.3.5.6-1 4	2	CCH	D	12	
1189	T 4.3.5.6-1 4	2	CF	M	12	
1190	T 4.3.5.8-1 1	0	CC	R	12345	
1191	T 4.3.5.8-1 1	0	CF	Q	12345	
1192	T 4.3.5.8-1 1	0	CCH	D	12345	
1193	T 4.3.5.8-1 1	0	SC	M	12345	
1194	T 4.3.5.8-1 2	0	CC	R	12345	
1195	T 4.3.5.8-1 2	0	CCH	D	12345	G02
1196	T 4.3.5.8-1 2	0	CF	Q	12345	
1197	T 4.3.5.8-1 3	1	CC	R	12345	
1198	T 4.3.5.8-1 3	1	CCH	D	12345	
1199	T 4.3.5.8-1 3	1	CF	Q	12345	
1200	T 4.3.5.8-1 3	1	SC	M	12345	
1201	T 4.3.5.8-1 3	2	CC	R	12345	
1202	T 4.3.5.8-1 3	2	CCH	D	12345	
1203	T 4.3.5.8-1 3	2	CF	Q	12345	
1204	T 4.3.5.8-1 3	2	SC	M	12345	
1205	T 4.3.5.8-1 4	0	CC	R	12345	M04
1206	T 4.3.5.8-1 4	0	CCH	D	12345	M04
1207	T 4.3.5.8-1 4	0	CF	Q	12345	M04
1208	T 4.3.5.8-1 5	0	CC	R	12345	M04
1209	T 4.3.5.8-1 5	0	CCH	D	12345	M04
1210	T 4.3.5.8-1 5	0	CF	Q	12345	M04
1211	T 4.3.5.8-1 6	1	CCH	D	12345	
1212	T 4.3.5.8-1 6	1	CF	Q	12345	
1213	T 4.3.5.8-1 6	2	CC	R	12345	
1214	T 4.3.5.8-1 6	1	CC	R	12345	
1215	T 4.3.5.8-1 6	2	CCH	D	12345	
1216	T 4.3.5.8-1 6	2	CF	Q	12345	
1217	T 4.3.5.9-1 1.A	0	CC	R	12345	S03
1218	T 4.3.5.9-1 1.A	0	CF	Q	12345	S03
1219	T 4.3.5.9-1 1.A	0	SC	M	12345	S03
1220	T 4.3.5.9-1 1.A	0	CCH	D	12345	S03
1221	T 4.3.5.9-1 1.B	0	CCH	W	12345	S03
1222	T 4.3.5.9-1 1.C	0	CCH	W	12345	S03
1223	T 4.3.5.9-1 1.D	0	CC	R	12345	S03
1224	T 4.3.5.9-1 1.D	0	CF	Q	12345	S03
1225	T 4.3.5.9-1 1.D	0	CCH	D	12345	S03

ITEM	TECHSPEC	UNIT	TYPE	FREQ	MODE	EVENT
1226	T 4.3.5.9-1 1.E	0	CC	R	12345	S03
1227	T 4.3.5.9-1 1.E	0	CF	Q	12345	S03
1228	T 4.3.5.9-1 1.E	0	CCH	D	12345	S03
1229	T 4.3.5.9-1 2.A	1	CC	R	12345	S03
1230	T 4.3.5.9-1 2.A	1	CCH	D	12345	S03
1231	T 4.3.5.9-1 2.A	1	CF	Q	12345	S03
1232	T 4.3.5.9-1 2.A	1	SC	M	12345	S03
1233	T 4.3.5.9-1 2.A	2	CC	R	12345	S03
1234	T 4.3.5.9-1 2.A	2	CCH	D	12345	S03
1235	T 4.3.5.9-1 2.A	2	CF	Q	12345	S03
1236	T 4.3.5.9-1 2.A	2	SC	M	12345	S03
1237	T 4.3.5.9-1 2.B	1	CCH	W	12345	S03
1238	T 4.3.5.9-1 2.B	2	CCH	W	12345	S03
1239	T 4.3.5.9-1 2.C	1	CCH	W	1234	S03
1240	T 4.3.5.9-1 2.C	2	CCH	W	1234	S03
1241	T 4.3.5.9-1 2.D	1	CC	R	12345	S03
1242	T 4.3.5.9-1 2.D	1	CCH	D	12345	S03
1243	T 4.3.5.9-1 2.D	1	CF	Q	12345	S03
1244	T 4.3.5.9-1 2.D	2	CC	R	12345	S03
1245	T 4.3.5.9-1 2.D	2	CCH	D	12345	S03
1246	T 4.3.5.9-1 2.D	2	CF	Q	12345	S03
1247	T 4.3.5.9-1 2.E	1	CC	R	12345	S03
1248	T 4.3.5.9-1 2.E	1	CCH	D	12345	S03
1249	T 4.3.5.9-1 2.E	1	CF	Q	12345	S03
1250	T 4.3.5.9-1 2.E	2	CC	R	12345	S03
1251	T 4.3.5.9-1 2.E	2	CCH	D	12345	S03
1252	T 4.3.5.9-1 2.E	2	CF	Q	12345	S03
1253	T 4.3.5.9-1 3.A	1	CC	R	12345	S03
1254	T 4.3.5.9-1 3.A	1	CCH	D	12345	S03
1255	T 4.3.5.9-1 3.A	1	CF	Q	12345	S03
1256	T 4.3.5.9-1 3.A	1	SC	M	12345	S03
1257	T 4.3.5.9-1 3.A	2	CC	R	12345	S03
1258	T 4.3.5.9-1 3.A	2	CCH	D	12345	S03
1259	T 4.3.5.9-1 3.A	2	CF	Q	12345	S03
1260	T 4.3.5.9-1 3.A	2	SC	M	12345	S03
1261	T 4.3.5.9-1 3.B	1	CCH	W	12345	S03
1262	T 4.3.5.9-1 3.B	2	CCH	W	12345	S03
1263	T 4.3.5.9-1 3.C	1	CCH	W	12345	S03
1264	T 4.3.5.9-1 3.C	2	CCH	W	12345	S03
1265	T 4.3.5.9-1 3.D	1	CC	R	12345	S03
1266	T 4.3.5.9-1 3.D	1	CCH	D	12345	S03
1267	T 4.3.5.9-1 3.D	1	CF	Q	12345	S03
1268	T 4.3.5.9-1 3.D	2	CC	R	12345	S03
1269	T 4.3.5.9-1 3.D	2	CCH	D	12345	S03
1270	T 4.3.5.9-1 3.D	2	CF	Q	12345	S03
1271	T 4.3.5.9-1 3.E	1	CC	R	12345	S03
1272	T 4.3.5.9-1 3.E	1	CCH	D	12345	S03
1273	T 4.3.5.9-1 3.E	1	CF	Q	12345	S03
1274	T 4.3.5.9-1 3.E	2	CC	R	12345	S03

ITEM	TECHSPEC	UNIT	TYPE	FREQ	MODE	EVENT
1275	T 4.3.5.9-1 3.E	2	CCH	D	12345	S03
1276	T 4.3.5.9-1 3.E	2	CF	Q	12345	S03
1277	T 4.3.5.9-1 4.A	1	CC	R	12345	S04
1278	T 4.3.5.9-1 4.A	1	CCH	D	12345	S04
1279	T 4.3.5.9-1 4.A	1	CF	Q	12345	S04
1280	T 4.3.5.9-1 4.A	1	SC	M	12345	S04
1281	T 4.3.5.9-1 4.A	2	CC	R	12345	S04
1282	T 4.3.5.9-1 4.A	2	CCH	D	12345	S04
1283	T 4.3.5.9-1 4.A	2	CF	Q	12345	S04
1284	T 4.3.5.9-1 4.A	2	SC	M	12345	S04
1285	T 4.3.5.9-1 5.A	1	CC	R	12345	S03
1286	T 4.3.5.9-1 5.A	1	CCH	D	12345	S03
1287	T 4.3.5.9-1 5.A	1	CF	Q	12345	S03
1288	T 4.3.5.9-1 5.A	1	SC	M	12345	S03
1289	T 4.3.5.9-1 5.A	2	CC	R	12345	S03
1290	T 4.3.5.9-1 5.A	2	CCH	D	12345	S03
1291	T 4.3.5.9-1 5.A	2	CF	Q	12345	S03
1292	T 4.3.5.9-1 5.A	2	SC	M	12345	S03
1293	T 4.3.5.9-1 6.A.1	1	CC	Q	123	S01
1294	T 4.3.5.9-1 6.A.1	1	CCH	D	123	S01
1295	T 4.3.5.9-1 6.A.1	1	CF	M	123	S01
1296	T 4.3.5.9-1 6.A.1	2	CC	Q	123	S01
1297	T 4.3.5.9-1 6.A.1	2	CCH	D	123	S01
1298	T 4.3.5.9-1 6.A.1	2	CF	M	123	S01
1299	T 4.3.5.9-1 6.A.2	1	CC	Q	123	S01
1300	T 4.3.5.9-1 6.A.2	1	CCH	D	123	S01
1301	T 4.3.5.9-1 6.A.2	1	CF	M	123	S01
1302	T 4.3.5.9-1 6.A.2	2	CC	Q	123	S01
1303	T 4.3.5.9-1 6.A.2	2	CCH	D	123	S01
1304	T 4.3.5.9-1 6.A.2	2	CF	M	123	S01
1305	T 4.3.5.9-1 6.B.1	1	CC	Q	123	S01
1306	T 4.3.5.9-1 6.B.1	1	CCH	D	123	S01
1307	T 4.3.5.9-1 6.B.1	1	CF	M	123	S01
1308	T 4.3.5.9-1 6.B.1	2	CCH	D	123	S01
1309	T 4.3.5.9-1 6.B.1	2	CF	M	123	S01
1310	T 4.3.5.9-1 6.B.2	1	CC	Q	123	S01
1311	T 4.3.5.9-1 6.B.2	1	CCH	D	123	S01
1312	T 4.3.5.9-1 6.B.2	1	CF	M	123	S01
1313	T 4.3.5.9-1 6.B.2	2	CC	Q	123	S01
1314	T 4.3.5.9-1 6.B.2	2	CCH	D	123	S01
1315	T 4.3.5.9-1 6.B.2	2	CF	M	123	S01
1316	T 4.3.5.9-1 7.A	0	CCH	W	12345	S03
1317	T 4.3.5.9-1 7.B	0	CCH	W	12345	S03
1318	T 4.3.6.1-1 1	1	CC	R	1	
1319	T 4.3.6.1-1 1	1	CCH	D	1	
1320	T 4.3.6.1-1 1	1	CCT	M	1	
1321	T 4.3.6.1-1 1	1	CF	M	1	
1322	T 4.3.6.1-1 1	2	CC	R	1	
1323	T 4.3.6.1-1 1	2	CCH	D	1	

ITEM	TECHSPEC	UNIT	TYPE	FREQ	MODE	EVENT
1324	T 4.3.6.1-1 1	2	CCT	M	1	
1325	T 4.3.6.1-1 1	2	CF	M	1	
1326	T 4.3.6.1-1 2	1	CC	R	1	
1327	T 4.3.6.1-1 2	1	CCH	D	1	
1328	T 4.3.6.1-1 2	1	CCT	M	1	
1329	T 4.3.6.1-1 2	1	CF	M	1	
1330	T 4.3.6.1-1 2	2	CC	R	1	
1331	T 4.3.6.1-1 2	2	CF	M	1	
1332	T 4.3.6.2.1-1 1	2	CC	R	1	A09
1333	T 4.3.6.2.1-1 2	2	CC	R	1	A09
1334	T 4.3.7.1-1 1	1	CC	R	123	
1335	T 4.3.7.1-1 1	1	CCH	D	123	B11
1336	T 4.3.7.1-1 1	1	CCT	M	123	B11
1337	T 4.3.7.1-1 1	1	CF	M	123	B11
1338	T 4.3.7.1-1 1	2	CC	R	123	
1339	T 4.3.7.1-1 1	2	CCH	D	123	B11
1340	T 4.3.7.1-1 1	2	CCT	M	123	B11
1341	T 4.3.7.1-1 1	2	CF	M	123	B11
1342	T 4.3.7.1-1 2	1	CC	R	123	B11
1343	T 4.3.7.1-1 2	1	CCH	D	123	B11
1344	T 4.3.7.1-1 2	1	CCT	M	123	B11
1345	T 4.3.7.1-1 2	1	CF	M	123	B11
1346	T 4.3.7.1-1 2	2	CC	R	123	B11
1347	T 4.3.7.1-1 2	2	CCH	D	123	B11
1348	T 4.3.7.1-1 2	2	CCT	M	123	B11
1349	T 4.3.7.1-1 2	2	CF	M	123	B11
1350	T 4.3.7.1-1 3	1	CC	Q	123	B11
1351	T 4.3.7.1-1 3	1	CF	M	123	B11
1352	T 4.3.7.1-1 3	2	CC	Q	123	B11
1353	T 4.3.7.1-1 3	2	CF	M	123	B11
1354	T 4.4.5-1 1	1	S/A	72H	123	
1355	T 4.4.5-1 1	2	S/A	72H	123	
1356	T 4.4.5-1 2	1	S/A	M	1	
1357	T 4.4.5-1 2	2	S/A	M	1	
1358	T 4.4.5-1 3	1	S/A	6M	1	
1359	T 4.4.5-1 3	2	S/A	6M	1	
1360	T 4.4.5-1 4.A	1	S/A	M	1	
1361	T 4.4.5-1 4.A	2	S/A	M	1	
1362	T 4.4.5-1 4.B	1	S/A	EC	1234	S18
1363	T 4.4.5-1 4.B	2	S/A	EC	1234	S18
1364	T 4.4.5-1 4.C	1	S/A	EC	12	A01
1365	T 4.4.5-1 4.C	2	S/A	EC	12	A01
1366	T 4.4.5-1 5	1	S/A	M	1	
1367	T 4.4.5-1 5	2	S/A	M	1	
1368	T 3.3.3-3 1	1	RTT	R	12345	M02
1369	T 3.3.3-3 1	2	RTT	R	12345	M02
1370	4.3.5.1.2	2	CC	EC	12345	G05
1371	4.3.5.4.B	2	CCH	SU	234	B08
1372	4.7.7.3.A	2		6M	12345	M03

ITEM	TECHSPEC	UNIT	TYPE	FREQ	MODE	EVENT
1373	4.7.7.4.C.2	1		3Y	12345	M03
1374	4.7.7.4.C.2	2		3Y	12345	M03
1375	4.9.10.1.B	1		EC	5	S16
1376	4.9.10.1.B	2		EC	5	S16
1377	4.9.10.1.D	1		EC	5	S16
1378	4.9.10.1.D	2		EC	5	S16
1379	4.9.10.1.E	1		EC	5	S16
1380	4.9.10.1.E	2		EC	5	S16
1381	4.9.10.2.1.B	1		EC	5	S16
1382	4.9.10.2.1.B	2		EC	5	S16
1383	4.9.10.2.1.D	1		EC	5	S16
1384	4.9.10.2.1.D	2		EC	5	S16
1385	T 4.3.3-1 1.B	2	CCH	D	12345	
1386	4.8.2.4.1.2	1		W	123	
1387	4.8.2.4.1.2	1		Q	123	
1388	4.8.2.4.1.2	1		R	123	
1389	4.8.2.4.1.2	1		5Y	123	
1390	4.8.2.4.1.2	2		W	123	
1391	4.8.2.4.1.2	2		Q	123	
1392	4.8.2.4.1.2	2		R	123	
1393	4.8.2.4.1.2	2		5Y	123	
1394	4.8.2.4.2.2	1		W	45	
1395	4.8.2.4.2.2	1		Q	45	
1396	4.8.2.4.2.2	1		R	45	
1397	4.8.2.4.2.2	1		5Y	45	
1398	4.8.2.4.2.2	2		W	45	
1399	4.8.2.4.2.2	2		Q	45	
1400	4.8.2.4.2.2	2		R	45	
1401	4.8.2.4.2.2	2		5Y	45	
1402	T 4.11.2-1 B	0*	S/A1	M	12345	
1403	T 4.11.2-1 B	1	S/A1	M	12345	
1404	T 4.11.2-1 B	2	S/A1	M	12345	
1405	T 4.11.2-1 B	0*	S/A2	M	12345	
1406	T 4.11.2-1 B	1	S/A2	M	12345	
1407	T 4.11.2-1 B	2	S/A2	M	12345	
1408	T 4.11.2-1 B	0*	S/A3	W	12345	
1409	T 4.11.2-1 B	1	S/A3	W	12345	
1410	T 4.11.2-1 B	2	S/A3	W	12345	
1411	T 4.11.2-1 B	0*	S/A4	W	12345	
1412	T 4.11.2-1 B	1	S/A4	W	12345	
1413	T 4.11.2-1 B	2	S/A4	W	12345	
1414	T 4.11.2-1 B	0*	S/A5	M	12345	
1415	T 4.11.2-1 B	1	S/A5	M	12345	
1416	T 4.11.2-1 B	2	S/A5	M	12345	
1417	T 4.11.2-1 B	0*	S/A6	Q	12345	
1418	T 4.11.2-1 B	1	S/A6	Q	12345	
1419	T 4.11.2-1 B	2	S/A6	Q	12345	
1420	T 4.11.2-1 B	1**	S/A1,2	NOTE C	123	
1421	T 4.11.2-1 B	2**	S/A1,2	NOTE C	123	



ITEM	TECHSPEC	UNIT	TYPE	FREQ	MODE	EVENT
1422	T 4.11.2-1 B	1	S/A	NOTE D	12345	
1423	T 4.11.2-1 B	2	S/I	NOTE D	12345	
1424	T 4.11.2-1 B	1**	S/A3,4	NOTE G	123	
1425	T 4.11.2-1 B	2**	S/A3,4	NOTE G	123	
1426	T 4.11.1-1 A	0	S/A1	EC	12345	
1427	T 4.11.1-1 A	0	S/A2	M	12345	
1428	T 4.11.1-1 A	0	S/A3	M	12345	
1429	T 4.11.1-1 A	0	S/A4	M	12345	
1430	T 4.11.1-1 A	0	S/A5	Q	12345	
1431	T 4.11.1-2 A	0	S/A1	EC	12345	
1432	T 4.11.1-2 A	0	S/A2	M	12345	
1433	T 4.11.1-2 A	0	S/A3	M	12345	
1434	T 4.11.1-2 A	0	S/A4	M	12345	
1435	T 4.11.1-2 A	0	S/A5	Q	12345	
1436	T 4.11.1-2 B	1	S/A6	W	12345	
1437	T 4.11.1-2 B	1	S/A7	M	12345	
1438	T 4.11.1-2 B	1	S/A8	M	12345	
1439	T 4.11.1-2 B	1	S/A9	M	12345	
1440	T 4.11.1-2 B	1	S/A10	Q	12345	
1441	T 4.11.1-2 B	2	S/A6	W	12345	
1442	T 4.11.1-2 B	2	S/A7	M	12345	
1443	T 4.11.1-2 B	2	S/A8	M	12345	
1444	T 4.11.1-2 B	2	S/A9	M	12345	
1445	T 4.11.1-2 B	2	S/A10	Q	12345	
1446	T 3.3.3-1 1.A	1	LSFT	R	12345	
1447	T 3.3.3-1 1.B	1	LSFT	R	12345	
1448	T 3.3.3-1 1.C	1	LSFT	R	123	
1449	T 3.3.3-1 1.D	1	LSFT	R	12345	
1450	T 3.3.3-1 1.E	1	LSFT	R	12345	
1451	T 3.3.3-1 2.A	1	LSFT	R	123	
1452	T 3.3.3-1 2.B	1	LSFT	R	12345	
1453	T 3.3.3-1 2.C	1	LSFT	R	12345	
1454	T 3.3.3-1 2.D	1	LSFT	R	12345	
1455	T 3.3.3-1 2.E	1	LSFT	R	12345	
1456	T 3.3.3-1 2.F	1	LSFT	R	12345	
1457	T 3.3.3-1 3.A	1	LSFT	R	123	
1458	T 3.3.3-1 3.B	1	LSFT	R	123	
1459	T 3.3.3-1 3.C	1	LSFT	R	123	
1460	T 3.3.3-1 3.D	1	LSFT	R	123	
1461	T 3.3.3-1 3.E	1	LSFT	R	123	
1462	T 3.3.3-1 4.G	1	LSFT	R	123	
1463	T 3.3.3-1 4.A	1	LSFT	R	123	
1464	T 3.3.3-1 4.B	1	LSFT	R	123	
1465	T 3.3.3-1 4.C	1	LSFT	R	123	
1466	T 3.3.3-1 4.D	1	LSFT	R	123	
1467	T 3.3.3-1 4.E	1	LSFT	R	123	
1468	T 3.3.3-1 4.F	1	LSFT	R	123	
1469	T 3.3.3-1 5.A	1	LSFT	R	12345	
1470	T 3.3.3-1 5.B	1	LSFT	R	12345	

ITEM	TCHSPEC	UNIT	TYPE	FREQ	MODE	EVENT
1471	T 3.3.2-1 1.A.1	1	LSFT	R	123	
1472	T 3.3.2-1 1.A.2	1	LSFT	R	123	
1473	T 3.3.2-1 1.B	1	LSFT	R	123	
1474	T 3.3.2-1 1.C.1	1	LSFT	R	123	
1475	T 3.3.2-1 1.C.2	1	LSFT	R	1	
1476	T 3.3.2-1 1.C.3	1	LSFT	R	1	
1477	T 3.3.2-1 1.D	1	LSFT	R	123	
1478	T 3.3.3-1 1.E	1	LSFT	R	12	
1479	T 3.3.2-1 1.F	1	LSFT	R	123	
1480	T 3.3.2-1 1.G	1	LSFT	R	123	
1481	T 3.3.2-1 2.A	1	LSFT	R	123	
1482	T 3.3.2-1 2.B	1	LSFT	R	12345	
1483	T 3.3.2-1 2.C	1	LSFT	R	123	
1484	T 3.3.2-1 3.A	1	LSFT	R	123	
1485	T 3.3.2-1 3.B	1	LSFT	R	123	
1486	T 3.3.2-1 3.C	1	LSFT	R	123	
1487	T 3.3.2-1 3.D	1	LSFT	R	123	
1488	T 3.3.2-1 3.E	1	LSFT	R	123	
1489	T 3.3.2-1 4.A.1	1	LSFT	R	123	
1490	T 3.3.2-1 4.A.2	1	LSFT	R	123	
1491	T 3.3.2-1 4.A.3	1	LSFT	R	123	
1492	T 3.3.2-1 4.A.4	1	LSFT	R	123	
1493	T 3.3.2-1 4.A.5	1	LSFT	R	123	
1494	T 3.3.2-1 4.A.6	1	LSFT	R	123	
1495	T 3.3.2-1 4.A.7	1	LSFT	R	123	
1496	T 3.3.2-1 4.A.8	1	LSFT	R	123	
1497	T 3.3.2-1 4.A.9	1	LSFT	R	123	
1498	T 3.3.2-1 4.B.1	1	LSFT	R	123	
1499	T 3.3.2-1 4.B.2	1	LSFT	R	123	
1500	T 3.3.2-1 4.B.3	1	LSFT	R	123	
1501	T 3.3.2-1 4.B.4	1	LSFT	R	123	
1502	T 3.3.2-1 4.B.5	1	LSFT	R	123	
1503	T 3.3.2-1 4.B.6	1	LSFT	R	123	
1504	T 3.3.2-1 4.B.7	1	LSFT	R	123	
1505	T 3.3.2-1 4.B.8	1	LSFT	R	123	
1506	T 3.3.2-1 4.B.9	1	LSFT	R	123	
1507	T 3.3.2-1 4.B.10	1	LSFT	R	123	
1508	T 3.3.2-1 5.A	1	LSFT	R	123	
1509	T 3.3.2-1 5.B	1	LSFT	R	123	
1510	T 3.3.1-1 1.A	1	LSFT	R	25	
1511	T 3.3.1-1 1.B	1	LSFT	R	34	
1512	T 3.3.1-1 2.A	1	LSFT	R	25	
1513	T 3.3.1-1 2.B	1	LSFT	R	1	
1514	T 3.3.1-1 2.C	1	LSFT	R	1	
1515	T 3.3.1-1 2.D	1	LSFT	R	125	
1516	T 3.3.1-1 2.E	1	LSFT	R	1	
1517	T 3.3.1-1 2.F	1	LSFT	R	125	
1518	T 3.3.1-1 3	1	LSFT	R	12	
1519	T 3.3.1-1 4	1	LSFT	R	12	

ITEM	TECHSPEC	UNIT	TYPE	FREQ	MODE	EVENT
1520	T 3.3.1-1 5	1	LSFT	R	1	
1521	T 3.3.1-1 6	1	LSFT	R	12	
1522	T 3.3.1-1 7	1	LSFT	R	12	
1523	T 3.3.1-1 8	1	LSFT	R	125	
1524	T 3.3.1-1 9	1	LSFT	R	1	
1525	T 3.3.1-1 10	1	LSFT	R	1	
1526	T 3.3.1-1 11	1	LSFT	R	12345	
1527	T 3.3.1-1 12	1	LSFT	R	12345	
1528	T 4.3.1-1 1.A	1	CCH	D	2345	
1529	T 4.3.1-1 1.A	1	CF	SU	2	B03
1530	T 4.3.1-1 1.A	1	CF	W	2	B14
1531	T 4.3.1-1 1.A	1	CF	W	345	
1532	T 4.3.1-1 1.A	1	CC	R	2345	
1533	T 4.3.1-1 1.B	1	CF	W	2345	B14
1534	T 4.3.1-1 2.A	1	CCH	12H	25	
1535	T 4.3.1-1 2.A	1	CF	SU	2	B03
1536	T 4.3.1-1 2.A	1	CF	W	25	B14
1537	T 4.3.1-1 2.A	1	CC	Q	25	
1538	T 4.3.1-1 2.B	1	CCH	12H	1	
1539	T 4.3.1-1 2.B	1	CF	SU	1	B03
1540	T 4.3.1-1 2.B	1	CF	W	1	
1541	T 4.3.1-1 2.B	1	CC	W	1	A08
1542	T 4.3.1-1 2.B	1	CC	Q	1	
1543	T 4.3.1-1 2.C	1	CCH	12H	1	
1544	T 4.3.1-1 2.C	1	CF	SU	1	B03
1545	T 4.3.1-1 2.C	1	CF	W	1	
1546	T 4.3.1-1 2.C	1	CC	W	1	A08
1547	T 4.3.1-1 2.C	1	CC	Q	1	
1548	T 4.3.1-1 2.D	1	CF	W	125	
1549	T 4.3.1-1 2.E	1	CF	W	1	
1550	T 4.3.1-1 2.F	1	CCH	D	125	
1551	T 4.3.1-1 2.F	1	CC	EC	125	A19
1552	T 4.3.1-1 3	1	CCH	D	12	
1553	T 4.3.1-1 3	1	CF	M	12	
1554	T 4.3.1-1 3	1	CCT	M	12	
1555	T 4.3.1-1 3	1	CC	R	12	
1556	T 4.3.1-1 4	1	CCH	D	12	
1557	T 4.3.1-1 4	1	CF	M	12	
1558	T 4.3.1-1 4	1	CCT	M	12	
1559	T 4.3.1-1 4	1	CC	R	12	
1560	T 4.3.1-1 5	1	CF	M	1	
1561	T 4.3.1-1 5	1	CC	R	1	
1562	T 4.3.1-1 6	1	CCH	12H	12	
1563	T 4.3.1-1 6	1	CF	M	12	
1564	T 4.3.1-1 6	1	CC	R	12	
1565	T 4.3.1-1 7	1	CCH	D	12	
1566	T 4.3.1-1 7	1	CF	M	12	
1567	T 4.3.1-1 7	1	CCT	M	12	
1568	T 4.3.1-1 7	1	CC	R	12	

ITEM	TECHSPEC	UNIT	TYPE	FREQ	MODE	EVENT
1569	T 4.3.1-1 8	1	CF	Q	125	
1570	T 4.3.1-1 8	1	CC	R	125	
1571	T 4.3.1-1 9	1	CF	M	1	A09
1572	T 4.3.1-1 9	1	CC	R	1	A09
1573	T 4.3.1-1 10	1	CF	M	1	A09
1574	T 4.3.1-1 10	1	CC	R	1	A09
1575	T 4.3.1-1 11	1	CF	R	12345	
1576	T 4.3.1-1 12	1	CF	Q	12345	
1577	T 3.3.3-1 1.A	2	LSFT	R	12345	
1578	T 3.3.3-1 1.B	2	LSFT	R	12345	
1579	T 3.3.3-1 1.C	2	LSFT	R	123	
1580	T 3.3.3-1 1.D	2	LSFT	R	12345	
1581	T 3.3.3-1 1.E	2	LSFT	R	12345	
1582	T 3.3.3-1 2.A	2	LSFT	R	123	
1583	T 3.3.3-1 2.B	2	LSFT	R	12345	
1584	T 3.3.3-1 2.C	2	LSFT	R	12345	
1585	T 3.3.3-1 2.D	2	LSFT	R	12345	
1586	T 3.3.3-1 2.E	2	LSFT	R	12345	
1587	T 3.3.3-1 2.F	2	LSFT	R	12345	
1588	T 3.3.3-1 3.A	2	LSFT	R	123	
1589	T 3.3.3-1 3.B	2	LSFT	R	123	
1590	T 3.3.3-1 3.C	2	LSFT	R	123	
1591	T 3.3.3-1 3.D	2	LSFT	R	123	
1592	T 3.3.3-1 3.E	2	LSFT	R	123	
1593	T 3.3.3-1 4.G	2	LSFT	R	123	
1594	T 3.3.3-1 4.A	2	LSFT	R	123	
1595	T 3.3.3-1 4.B	2	LSFT	R	123	
1596	T 3.3.3-1 4.C	2	LSFT	R	123	
1597	T 3.3.3-1 4.D	2	LSFT	R	123	
1598	T 3.3.3-1 4.E	2	LSFT	R	123	
1599	T 3.3.3-1 4.F	2	LSFT	R	123	
1600	T 3.3.3-1 5.A	2	LSFT	R	12345	
1601	T 3.3.3-1 5.B	2	LSFT	R	12345	
1602	T 3.3.2-1 1.A.1	2	LSFT	R	123	
1603	T 3.3.2-1 1.A.2	2	LSFT	R	123	
1604	T 3.3.2-1 1.B	2	LSFT	R	123	
1605	T 3.3.2-1 1.C.1	2	LSFT	R	123	
1606	T 3.3.2-1 1.C.2	2	LSFT	R	1	
1607	T 3.3.2-1 1.C.3	2	LSFT	R	1	
1608	T 3.3.2-1 1.D	2	LSFT	R	123	
1609	T 3.3.2-1 1.E	2	LSFT	R	12	
1610	T 3.3.2-1 1.F	2	LSFT	R	123	
1611	T 3.3.2-1 1.G	2	LSFT	R	123	
1612	T 3.3.2-1 2.A	2	LSFT	R	12345	
1613	T 3.3.2-1 2.B	2	LSFT	R	123	
1614	T 3.3.2-1 2.C	2	LSFT	R	123	
1615	T 3.3.2-1 3.A	2	LSFT	R	123	
1616	T 3.3.2-1 3.B	2	LSFT	R	123	
1617	T 3.3.2-1 3.C	2	LSFT	R	123	

ITEM	TECHSPEC	UNIT	TYPE	FREQ	MODE	EVENT
1618	T 3.3.2-1 3.D	2	LSFT	R	123	
1619	T 3.3.2-1 3.E	2	LSFT	R	123	
1620	T 3.3.2-1 4.A.1	2	LSFT	R	123	
1621	T 3.3.2-1 4.A.2	2	LSFT	R	123	
1622	T 3.3.2-1 4.A.3	2	LSFT	R	123	
1623	T 3.3.2-1 4.A.4	2	LSFT	R	123	
1624	T 3.3.2-1 4.A.5	2	LSFT	R	123	
1625	T 3.3.2-1 4.A.6	2	LSFT	R	123	
1626	T 3.3.2-1 4.A.7	2	LSFT	R	123	
1627	T 3.3.2-1 4.A.8	2	LSFT	R	123	
1628	T 3.3.2-1 4.A.9	2	LSFT	R	123	
1629	T 3.3.2-1 4.B.1	2	LSFT	R	123	
1630	T 3.3.2-1 4.B.2	2	LSFT	R	123	
1631	T 3.3.2-1 4.B.3	2	LSFT	R	123	
1632	T 3.3.2-1 4.B.4	2	LSFT	R	123	
1633	T 3.3.2-1 4.B.5	2	LSFT	R	123	
1634	T 3.3.2-1 4.B.6	2	LSFT	R	123	
1635	T 3.3.2-1 4.B.7	2	LSFT	R	123	
1636	T 3.3.2-1 4.B.8	2	LSFT	R	123	
1637	T 3.3.2-1 4.B.9	2	LSFT	R	123	
1638	T 3.3.2-1 4.B.10	2	LSFT	R	123	
1639	T 3.3.2-1 5.A	2	LSFT	R	123	
1640	T 3.3.2-1 5.B	2	LSFT	R	123	
1641	T 3.3.1-1 1.A	2	LSFT	R	25	
1642	T 3.3.1-1 1.B	2	LSFT	R	34	
1643	T 3.3.1-1 2.A	2	LSFT	R	25	
1644	T 3.3.1-1 2.B	2	LSFT	R	1	
1645	T 3.3.1-1 2.C	2	LSFT	R	1	
1646	T 3.3.1-1 2.D	2	LSFT	R	125	
1647	T 3.3.1-1 2.E	2	LSFT	R	1	
1648	T 3.3.1-1 2.F	2	LSFT	R	125	
1649	T 3.3.1-1 3	2	LSFT	R	12	
1650	T 3.3.1-1 4	2	LSFT	R	12	
1651	T 3.3.1-1 5	2	LSFT	R	1	
1652	T 3.3.1-1 6	2	LSFT	R	12	
1653	T 3.3.1-1 7	2	LSFT	R	12	
1654	T 3.3.1-1 8	2	LSFT	R	125	
1655	T 3.3.1-1 9	2	LSFT	R	1	
1656	T 3.3.1-1 10	2	LSFT	R	1	
1657	T 3.3.1-1 11	2	LSFT	R	12345	
1658	T 3.3.1-1 12	2	LSFT	R	12345	
1659	T 4.3.1-1 1.A	2	CCH	D	2345	
1660	T 4.3.1-1 1.A	2	CF	SU	2	B03
1661	T 4.3.1-1 1.A	2	CF	W	2	B14
1662	T 4.3.1-1 1.A	2	CF	W	345	
1663	T 4.3.1-1 1.A	2	CC	R	2345	
1664	T 4.3.1-1 1.B	2	CF	W	2345	B14
1665	T 4.3.1-1 2.A	2	CCH	12H	25	
1666	T 4.3.1-1 2.A	2	CF	SU	2	B03

ITEM	TECHSPEC	UNIT	TYPE	REQ	MOD	EVENT
1667	T 4.3.1-1 2.A	2	CF	W	25	B14
1668	T 4.3.1-1 2.A	2	CC	Q	25	
1669	T 4.3.1-1 2.B	2	CCH	12H	1	
1670	T 4.3.1-1 2.B	2	CF	SU	1	B03
1671	T 4.3.1-1 2.B	2	CF	W	1	
1672	T 4.3.1-1 2.B	2	CC	W	1	A08
1673	T 4.3.1-1 2.B	2	CC	Q	1	
1674	T 4.3.1-1 2.C	2	CCH	12H	1	
1675	T 4.3.1-1 2.C	2	CF	SU	1	B03
1676	T 4.3.1-1 2.C	2	CF	W	1	
1677	T 4.3.1-1 2.C	2	CC	W	1	A08
1678	T 4.3.1-1 2.C	2	CC	Q	1	
1679	T 4.3.1-1 2.D	2	CF	W	125	
1680	T 4.3.1-1 2.E	2	CF	W	1	
1681	T 4.3.1-1 2.F	2	CCH	D	125	
1682	T 4.3.1-1 2.F	2	CC	EC	125	A19
1683	T 4.3.1-1 3	2	CCH	D	12	
1684	T 4.3.1-1 3	2	CF	M	12	
1685	T 4.3.1-1 3	2	CCT	M	12	
1686	T 4.3.1-1 3	2	CC	R	12	
1687	T 4.3.1-1 4	2	CCH	D	12	
1688	T 4.3.1-1 4	2	CF	M	12	
1689	T 4.3.1-1 4	2	CCT	M	12	
1690	T 4.3.1-1 4	2	CC	R	12	
1691	T 4.3.1-1 5	2	CF	M	1	
1692	T 4.3.1-1 5	2	CC	R	1	
1693	T 4.3.1-1 6	2	CCH	12H	12	
1694	T 4.3.1-1 6	2	CF	M	12	
1695	T 4.3.1-1 6	2	CC	R	12	
1696	T 4.3.1-1 7	2	CCH	D	12	
1697	T 4.3.1-1 7	2	CF	M	12	
1698	T 4.3.1-1 7	2	CCT	M	12	
1699	T 4.3.1-1 7	2	CC	R	12	
1700	T 4.3.1-1 8	2	CF	Q	125	
1701	T 4.3.1-1 8	2	CC	R	125	
1702	T 4.3.1-1 9	2	CF	M	1	A09
1703	T 4.3.1-1 9	2	CC	R	1	A09
1704	T 4.3.1-1 10	2	CF	M	1	A09
1705	T 4.3.1-1 10	2	CC	R	1	A09
1706	T 4.3.1-1 11	2	CF	R	12345	
1707	T 4.3.1-1 12	2	CF	Q	12345	
1708	T 4.3.5.7-1 1	2	CF	6M	12345	
1709	T 4.3.5.7-1 1	2		M	12345	
1710	T 4.3.5.7-1 2	0	CF	6M	12345	
1711	T 4.3.5.7-1 2	0		M	12345	
1712	T 4.3.5.7-1 3	0	CF	6M	12345	
1713	T 4.3.5.7-1 3	0		M	12345	
1714	T 4.3.5.7-1 4	0	CF	6M	12345	
1715	T 4.3.5.7-1 4	0		M	12345	



ITEM	TECHSPEC	UNIT	TYPE	FREQ	MODE	EVENT
1716	T 4.3.5.7-1 5	0	CF	6M	12345	
1717	T 4.3.5.7-1 5	0		M	12345	
1718	T 3.3.6.1-1 1	1	LSFT	R	1	
1719	T 3.3.6.1-1 1	2	LSFT	R	1	
1720	T 3.3.6.1-1 2	1	LSFT	R	1	
1721	T 3.3.6.1-1 2	2	LSFT	R	1	
1722	T 3.3.7-1 1	1	LSFT	R	1	
1723	T 3.3.7-1 1	2	LSFT	R	1	
1724	T 3.3.7-1 2	1	LSFT	R	1	
1725	T 3.3.7-1 2	2	LSFT	R	1	
1726	T 3.3.7-1 3	1	LSFT	R	1	
1727	T 3.3.7-1 3	2	LSFT	R	1	
1728	4.8.1.1.2.D.3	1		R	123	
1729	T 4.3.4-1 1.D	2	CF	Q	25	B14
1730	T 4.3.5.3-1 14	1	CC	R	123	
1731	T 4.3.5.3-1 14	2	CC	R	123	
1732	4.6.1.3.B.1	1		6M	123	
1733	4.6.1.3.B.1	2		6M	123	
1734	4.6.1.3.B.2	1		EC	123	MC1
1735	4.6.1.3.B.2	2		EC	123	MO1
1736	4.6.1.3.C.1	1		EC	123	MO1
1737	4.6.1.3.C.1	2		EC	123	
1738	4.6.1.3.C.2	1		EC	123	
1739	4.6.1.3.C.2	2		EC	123	
1740	4.6.1.3.C.3	1		EC	123	
1741	4.6.1.3.C.3	2		EC	123	
1742	T 3.3.2-1 1.C.4	2	LSFT	R	1	
1743	T 4.3.5.9-1 6.B.1	2	CC	Q	123	S01
1744	T 4.3.6.1-1 2	2	CCH	D	1	
1745	T 4.3.6.1-1 2	2	CCT	M	1	
1746	4.6.2.1.B.2.A	2			12	A17
1747	4.6.2.1.B.2.B	2			12	A17
1748	4.6.2.1.B.3	2			12	A18
1749	4.6.2.1.C	2			123	B01
1750	4.6.4.2.1.A.1	2		Q	123	
1751	4.6.4.2.1.A.2	2		Q	123	
1752	4.7.7.3.A	1		6M	12345	MO3
1753	4.7.8.B	1		EC	12345	MO1
1754	4.7.8.B	2		EC	12345	MO1
1755	T 3.3.1-2 4	1	RTT	R	12	
1756	T 4.3.5.7-1 1	1		M	12345	
1757	T 4.3.5.7-1 1	1	CF	6M	12345	
1758	T 4.3.6.2.1-1 1	1	CF	M	1	
1759	T 4.3.6.2.1-1 2	1	CF	M	1	
1760	T 4.3.6.2.1-1 1	2	CF	M	1	
1761	T 4.3.6.2.1-1 2	2	CF	M	1	
1762	4.4.6.1.3	1	S/A	TS/P	12345	G10
1763	4.4.6.1.3	2	S/A	TS/P	12345	G10
1764	T 4.3.5.7-1 1	1	CF	6M	12345	



ITEM	TECHSPEC	UNIT	TYPE	FREQ	MODE	EVENT
1765	T 4.3.5.7-1 1	1		M	12345	
1766	T 3.3.2-1 1.H	1	LSFT	R	123	
1767	T 3.3.2-1 3.F	1	LSFT	R	123	
1768	T 3.3.2-1 4.A.10	1	LSFT	R	123	
1769	T 3.3.2-1 4.B.11	1	LSFT	R	123	
1770	T 3.3.2-1 4.B.12	1	LSFT	R	123	
1771	T 4.3.2-1 1.H	1	CC	R	123	
1772	T 4.3.2-1 1.H	1	CF	M	123	
1773	T 4.3.2.1 1.H	1	CCH	D	123	
1774	T 4.3.2-1 3.F	1	CC	R	123	
1775	T 4.3.2-1 3.F	1	CF	M	123	
1776	T 4.3.2-1 4.A.10	1	CC	R	123	
1777	T 4.3.2-1 4.A.10	1	CF	M	123	
1778	T 4.3.2-1 4.A.10	1	CFT	M	123	
1779	T 4.3.2-1 4.A.10	1	CCH	D	123	
1780	T 4.3.2-1 4.B.11	1	CC	R	123	
1781	T 4.3.2-1 4.B.11	1	CF	M	123	
1782	T 4.3.2-1 4.B.12	1	CFT	M	123	
1783	T 4.3.2-1 4.B.12	1	CF	M	123	
1784	T 4.3.2-1 4.B.12	1	CCH	D	123	
1785	T 4.3.2-1 4.B.12	1	CC	R	123	
1786	T 3.3.2-1 1.C.4	2	LSFT	R	23	
1787	T 3.3.2-1 1.H	2	LSFT	R	123	
1788	T 3.3.2-1 3.F	2	LSFT	R	123	
1789	T 3.3.2-1 4.A.10	2	LSFT	R	123	
1790	T 3.3.2-1 4.B.11	2	LSFT	R	123	
1791	T 3.3.2-1 4.B.12	2	LSFT	R	123	
1792	T 4.3.2-1 1.H	2	CC	R	123	
1793	T 4.3.2-1 1.H	2	CF	M	123	
1794	T 4.3.2-1 1.H	2	CCH	D	123	
1795	T 4.3.2-1 3.F	2	CC	R	123	
1796	T 4.3.2-1 3.F	2	CF	M	123	
1797	T 4.3.2-1 4.A.10	2	CC	R	123	
1798	T 4.3.2-1 4.A.10	2	CFT	M	123	
1799	T 4.3.2-1 4.A.10	2	CF	M	123	
1800	T 4.3.2-1 4.A.10	2	CCH	D	123	
1801	T 4.3.2-1 4.B.11	2	CC	R	123	
1802	T 4.3.2-1 4.B.11	2	CF	M	123	
1803	T 4.3.2-1 4.B.12	2	CC	R	123	
1804	T 4.3.2-1 4.B.12	2	CFT	M	123	
1805	T 4.3.2-1 4.B.12	2	CF	M	123	
1806	T 4.3.2-1 4.B.12	2	CCH	D	123	

NOTES FOR TABLE 4.11.1-1

- S/A1 Sample each batch prior to release and analyze for principal gamma emitters and I-131.
- S/A2 Analyze sample for dissolved and entrained gas (gamma emitters)
- S/A3 Sample each batch prior to release and analyze composite for gross alpha
- S/A4 Sample each batch prior to release and analyze composite for H-3.
- S/A5 Sample each batch prior to release and analyze composite for Sr-89, Sr-90 and Fe-55.

NOTES FOR TABLE 4.11.1-2

- S/A1 Sample prior to each release and analyze for principal gamma emitters and I-131. See footnote (f).
- S/A2 Analyze sample for dissolved and entrained gases.
- S/A3 Sample prior to each release and analyze composite for gross alpha.
- S/A4 Sample prior to each release and analyze composite for H-3.
- S/A5 Sample prior to each release and analyze composite for Sr-89, Sr-90 and Fe-55.
- S/A6 Sample daily (see footnote d) and analyze composite for principal gamma emitters and I-131.
- S/A7 Analyze sample for dissolved and entrained gases.
- S/A8 Sample daily (see footnote d) and analyze composite for gross alpha.
- S/A9 Sample daily (see footnote d) and analyze composite for H-3.
- S/A10 Sample daily (see footnote d) and analyze composite for Sr-89, Sr-90 and Fe-55.

NOTES FOR TABLE 4.11.2-1

- S/A1 Grab sample/analysis for principal gamma emitters.
- S/A2 Grab sample/analysis for H-3.
- S/A3 Charcoal sample/analysis for I-131.
- S/A4 Particulate sample/analysis for principal gamma emitters.
- S/A5 Composite particulate sample/analysis for gross alpha.
- S/A6 Composite particulate sample/analysis for Sr-89 & Sr-90.

Note C See T 4.11.2-1, footnote (c).

Note D See T 4.11.2-1, footnote (d).

Note G See T 4.11.2-1, footnote (g).

\* Unit 0 refers to the main stack and hot shop (if applicable).

\*\* Include main stack.

# CP&L

Carolina Power & Light Company

Company Correspondence

December 11, 1991

MEMORANDUM TO: Mr. M. D. Bradley

FROM: R. E. Oliver

SUBJECT: Sampling Plan for Technical Specification  
(G) Documentation

REFERENCE: Memorandum BNP/NAD/91-264 dated November 14,  
1991, M. D. Bradley to R. E. Oliver, Same  
Subject.

Attached is a memorandum from Steve Laur documenting the requested verification of the technical specification surveillance sampling (Reference Memo.). As discussed with you previously, a sample size of 58 with no defectives would be sufficient to meet your 95-95 acceptance criterion. The sample size would need to be increased to 92 with 1 defective, 122 with 2 defectives or 150 with 3 defectives to meet this criterion. Details and supporting tables are included in the attachment.

The computer program Steve wrote to calculate sample sizes is available for your use. It is written in Quick Basic and runs on a 386 PC. Please let me know if you want a copy or have any questions about this analysis.

R. E. Oliver

REO/reo  
Attachment

cc: Mr. L. I. Loflin

November 25, 1991

MEMORANDUM TO: Mr. R. E. Oliver

FROM: S. A. Laur

SUBJECT: Sampling Plan for BNP Technical Specification Documentation

REFERENCE: CP&L Memorandum, Bradley/Oliver, dated 11/14/91 (Serial BNP/NAJ/91-264), same subject

I have reviewed the referenced memorandum and attachments, as requested. Since the memorandum requested an "independent verification" of the sampling plan, I first developed a suitable plan and then compared my results to the ones in the memorandum.

The methodology I used is from Section 14.6, "Acceptance Sampling," of a textbook entitled Probability and Statistics for Engineers, 2nd ed., by I. Miller and J. E. Freund (Prentice-Hall, Inc., 1977).

The methodology basically involves using the hypergeometric distribution to construct a sampling plan which has the desired characteristics. For the BNP Technical Specification surveillances, it was decided (based upon the referenced memorandum) that the "lot tolerance percent defective" (LTPD) was to be .05, corresponding to a 95% success rate in the population. (The population here means the total number of surveillances covered by this sampling procedure in a given period.) It was also stated in the referenced memorandum that a 95% confidence level was to be employed. In other words, the sample size and acceptance number should be selected such that the probability of accepting the surveillance test program with an actual failure rate greater than .05 would be less than .05 (the first .05 is from the LTPD, the second from the confidence interval requirement).

I contacted the person at BNP responsible for the site's surveillance test tracking system. In 1990, there were 5,005 surveillances performed and 680 exceptions written, for a total population of 5,685. This does not include anything more frequent than weekly. The referenced memorandum, however, assumes a population of 1806, which is the number of Technical Specification surveillance requirements. Certain surveillances are not included in this process for reasons stated in the memorandum. This does not really affect the sample size, however, because for sample sizes small compared to the population, the results are virtually identical.

I developed "operating characteristic curves" (OC curves) for sample sizes of 50, 58, 87, 92, 100, 122, 150, and 200. The population assumed was 2,000. For each sample size, four OC curves were developed. These corresponded to acceptance numbers of 0, 1, 2 and 3. The tabulation data used to develop the OC curves were calculated from the hypergeometric distribution using a computer program I wrote using Quick Basic.



The tables for sample sizes of 58, 92, 122, and 150 are attached. The resulting OC curves are attached. The variable "q" is used to denote the fraction of defectives in the population. The variable "c" is the acceptance number, meaning that "c" or fewer failures in the sample allow acceptance of the population. The probability of having "c" or fewer failures in that sample size, given "q" is the actual fraction of defectives in the population, is the value shown in the table.

The tables for 58, 92, 122, and 150 were selected, because these numbers correspond the 95% confidence level for acceptance numbers of 0, 1, 2, and 3 respectfully:

c (acceptance number)	n (sample size)	probability of erroneously accepting a process, with a 95% success rate
0	58	.0488 (<5%)
1	92	.0485 (<5%)
2	122	.0484 (<5%)
3	150	.0485 (<5%)

The appropriate sampling plan, based upon these calculations, is to sample 58 randomly selected documents from the population. If all are satisfactory (no defects), then the Technical Specification documentation process is at least 95% accurate, at a 95% confidence level. (This is because the probability of erroneously accepting the process (a "Type II" error) with a less than 95% success rate is less than 5%.

If one error was encountered, more documents should be randomly selected until 92 have been evaluated and 91 are acceptable. If necessary, the sampling may continue until 120 acceptable ones out of 122, or 147 acceptable out of 150, are obtained.

*Salam*



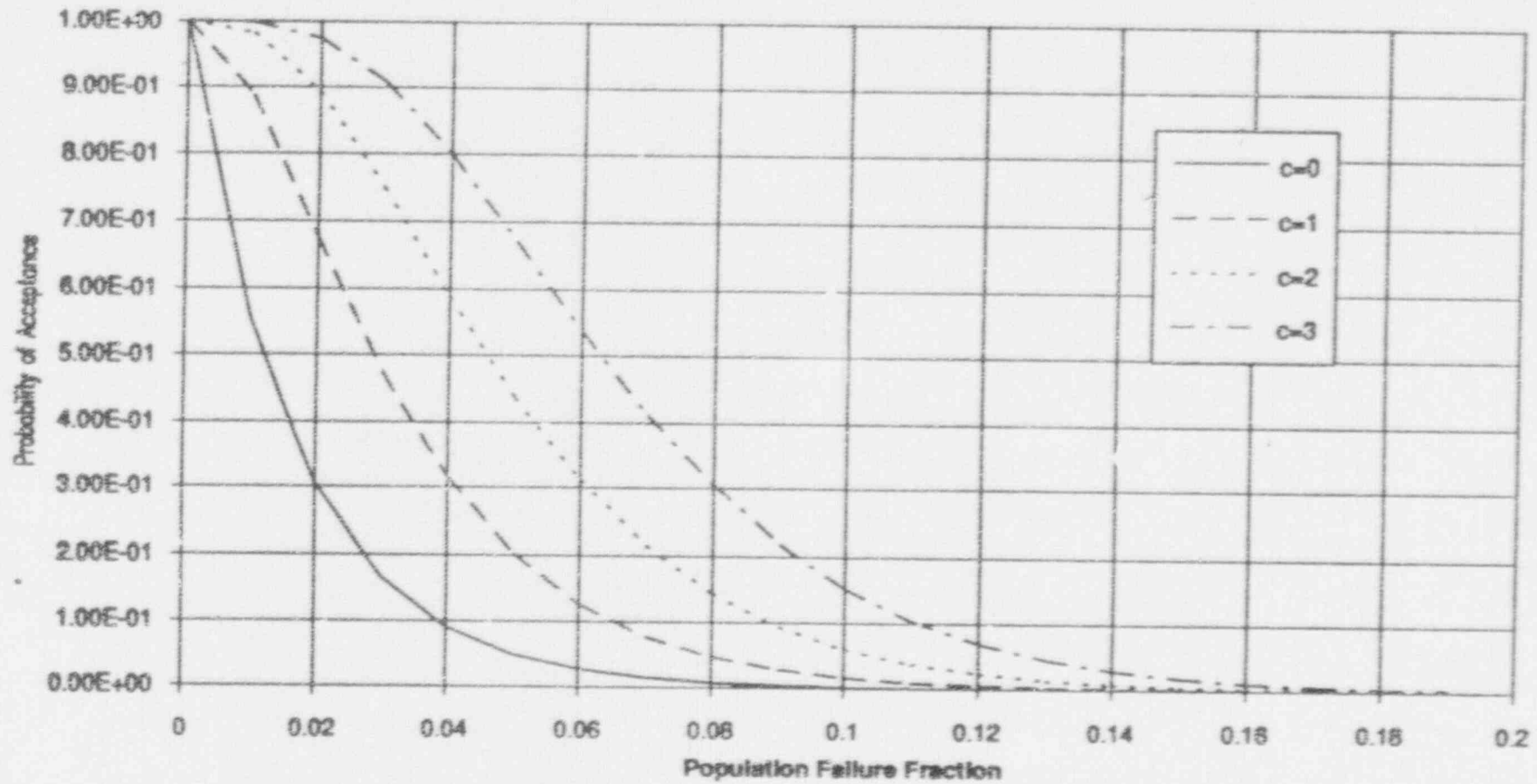
Population = 2000 and sample size = 58				
q	c=0	c=1	c=2	c=3
0.00	1.0000E+00	1.0000E+00	1.0000E+00	1.0000E+00
0.01	5.5353E-01	8.8744E-01	9.8141E-01	9.9782E-01
0.02	3.0454E-01	6.7581E-01	8.9255E-01	9.7325E-01
0.03	1.6651E-01	4.7424E-01	7.4889E-01	9.0664E-01
0.04	9.0464E-02	3.1577E-01	5.8792E-01	8.0039E-01
0.05	4.8831E-02	2.0251E-01	4.3764E-01	6.7078E-01
0.06	2.5184E-02	1.2615E-01	3.1203E-01	5.3638E-01
0.07	1.3946E-02	7.675E-02	2.1467E-01	4.1150E-01
0.08	7.3764E-03	4.5E-02	1.4329E-01	3.0442E-01
0.09	3.8741E-03	2.8E-02	9.31E-02	2.1806E-01
0.10	2.0200E-03	1.5E-02	5.91E-02	1.5178E-01
0.11	1.0455E-03	8.78E-03	3.6E-02	1.0295E-01
0.12	5.3706E-04	4.926E-03	2.2E-02	6.8198E-02
0.13	2.7375E-04	2.726E-03	1.3E-02	4.4208E-02
0.14	1.3843E-04	1.4903E-03	7.5E-03	2.8084E-02
0.15	6.9439E-05	8.0482E-04	4.2E-03	1.7506E-02
0.16	3.4543E-05	4.2956E-04	2.641E-03	1.0719E-02
0.17	1.7038E-05	2.2664E-04	1.4891E-03	6.4521E-03
0.18	8.3309E-06	1.1822E-04	8.2800E-04	3.8206E-03
0.19	4.0373E-06	6.0967E-05	4.5414E-04	2.2268E-03

Population = 2000 and sample size = 92				
q	c=0	c=1	c=2	c=3
0.00	1.0000E+00	1.0000E+00	1.0000E+00	1.0000E+00
0.01	3.8812E-01	7.6617E-01	9.3909E-01	9.8847E-01
0.02	1.4916E-01	4.4286E-01	7.2155E-01	8.9136E-01
0.03	5.6752E-02	2.2618E-01	4.7204E-01	7.0315E-01
0.04	2.1373E-02	1.0738E-01	2.7631E-01	4.9220E-01
0.05	7.9649E-03	4.8472E-02	1.4928E-01	3.1293E-01
0.06	2.9366E-03	2.1059E-02	7.5875E-02	1.8422E-01
0.07	1.0709E-03	8.8685E-03	3.6730E-02	1.0186E-01
0.08	3.8622E-04	3.6367E-03	1.7074E-02	5.3450E-02
0.09	1.3770E-04	1.4565E-03	7.6653E-03	2.6819E-02
0.10	4.8522E-05	5.7094E-04	3.3371E-03	1.2940E-02
0.11	1.6895E-05	2.1936E-04	1.4131E-03	6.0299E-03
0.12	5.8111E-06	8.2690E-05	5.8330E-04	2.7223E-03
0.13	1.9739E-06	3.0607E-05	2.3511E-04	1.1238E-03
0.14	6.6193E-07	1.1129E-05	9.2650E-05	5.0950E-04
0.15	2.1908E-07	3.9771E-06	3.5732E-05	2.1195E-04
0.16	7.1539E-08	1.3970E-06	1.3496E-05	8.6047E-05
0.17	2.3041E-08	4.8239E-07	4.9953E-06	3.4124E-05
0.18	7.3168E-09	1.6376E-07	1.8124E-06	1.3229E-05
0.19	2.2901E-09	5.4651E-08	5.4481E-07	5.0161E-06

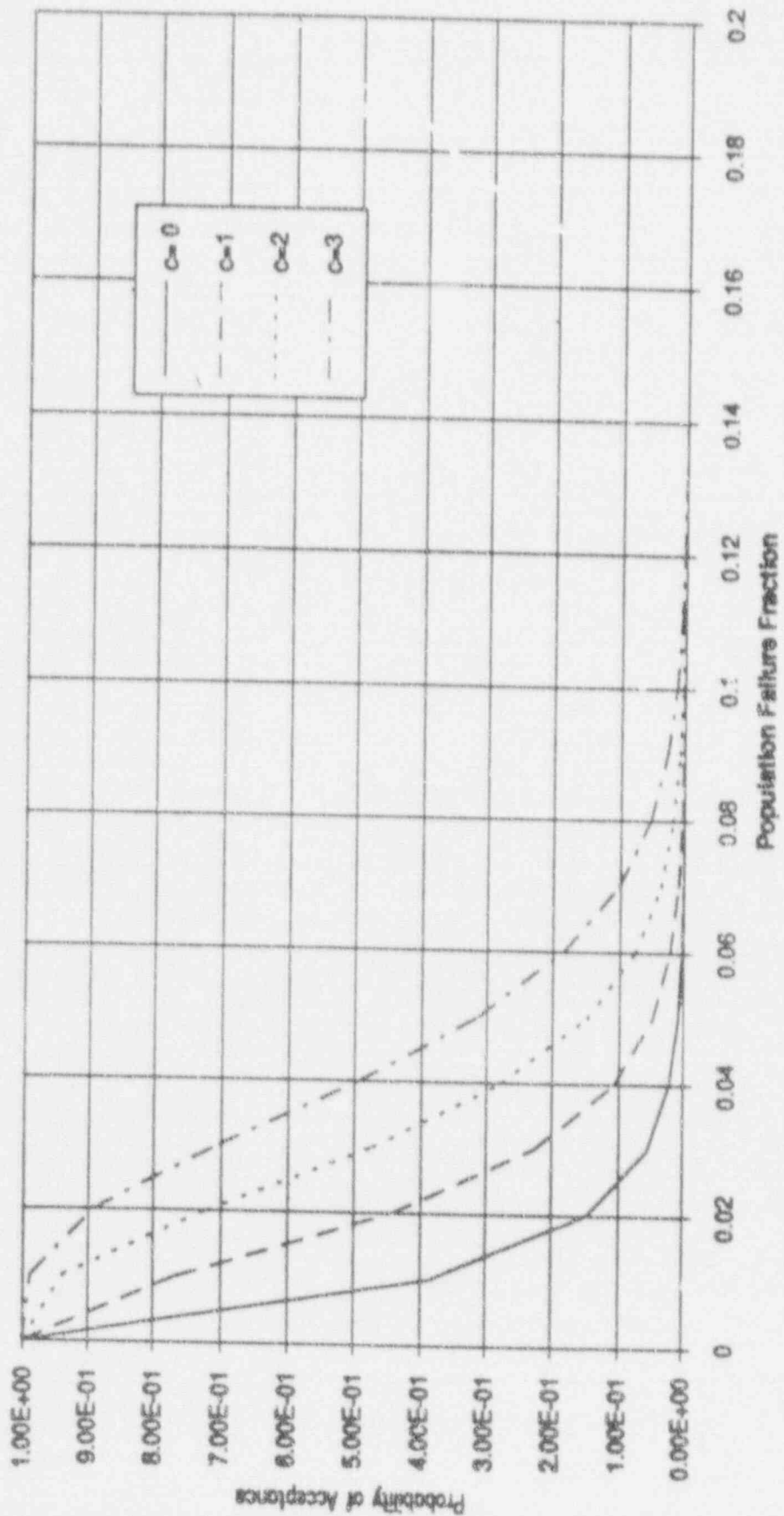
Population = 2000 and sample size = 122				
q	c=0	c=1	c=2	c=3
0.00	1.0000E+00	1.0000E+00	1.0000E+00	1.0000E+00
0.01	2.8224E-01	6.5268E-01	8.8162E-01	9.7019E-01
0.02	7.8608E-02	2.8720E-01	5.5470E-01	7.7555E-01
0.03	2.1600E-02	1.0852E-01	2.7899E-01	4.9618E-01
0.04	5.8535E-03	3.7610E-02	1.2193E-01	2.6801E-01
0.05	1.5640E-03	1.2290E-02	4.8381E-02	1.2782E-01
0.06	4.1191E-04	3.8402E-03	1.7864E-02	5.5453E-02
0.07	1.0690E-04	1.1568E-03	6.2310E-03	2.2319E-02
0.08	2.7325E-05	3.3761E-04	2.0730E-03	8.4457E-03
0.09	6.8779E-06	9.5777E-05	6.6209E-04	3.0325E-03
0.10	1.7041E-06	2.6469E-05	2.0395E-04	1.0401E-03
0.11	4.1546E-07	7.1370E-06	6.0786E-05	3.4243E-04
0.12	9.9629E-08	1.8795E-06	1.7572E-05	1.0861E-04
0.13	2.3490E-08	4.8372E-07	4.9353E-06	3.3276E-05
0.14	5.4434E-09	1.2173E-07	1.3486E-06	9.8697E-06
0.15	1.2392E-09	2.9963E-08	3.5883E-07	2.8383E-06
0.16	2.7703E-10	7.2143E-09	9.3039E-08	7.9239E-07
0.17	6.0787E-11	1.6992E-09	2.3519E-08	2.1495E-07
0.18	1.3086E-11	3.9145E-10	5.7979E-09	5.6699E-08
0.19	2.7624E-12	8.8195E-11	1.3942E-09	1.4549E-08

Population = 2000 and sample size = 150				
q	c=0	c=1	c=2	c=3
0.00	1.0000E+00	1.0000E+00	1.0000E+00	1.0000E+00
0.01	2.0867E-01	5.5057E-01	8.1474E-01	9.4272E-01
0.02	4.2830E-02	1.8473E-01	4.1226E-01	6.4753E-01
0.03	8.6433E-03	5.2077E-02	1.5861E-01	3.2863E-01
0.04	1.7144E-03	1.3331E-02	5.1915E-02	1.3565E-01
0.05	3.3411E-04	3.1963E-03	1.5245E-02	4.8476E-02
0.06	6.3949E-05	7.2893E-04	4.1327E-03	1.5566E-02
0.07	1.2016E-05	1.5950E-04	1.0516E-03	4.5969E-03
0.08	2.2157E-06	3.3662E-05	2.5382E-04	1.2674E-03
0.09	4.0075E-07	6.8761E-06	5.8522E-05	3.2960E-04
0.10	7.1068E-08	1.3624E-06	1.2951E-05	8.1434E-05
0.11	1.2351E-08	2.6225E-07	2.7605E-06	1.9214E-05
0.12	2.1026E-09	4.9088E-08	5.6807E-07	4.3458E-06
0.13	3.5044E-10	8.9408E-09	1.1306E-07	9.4495E-07
0.14	5.7156E-11	1.5852E-09	2.1790E-08	1.9795E-07
0.15	9.1174E-12	2.7364E-10	4.0703E-09	4.0011E-08
0.16	1.4216E-12	4.5993E-11	7.3742E-10	7.8131E-09
0.17	2.1656E-13	7.5260E-12	1.2962E-10	1.4752E-09
0.18	3.2209E-14	1.1987E-12	2.2110E-11	2.6947E-10
0.19	4.6743E-15	1.8580E-13	3.6601E-12	4.7644E-11

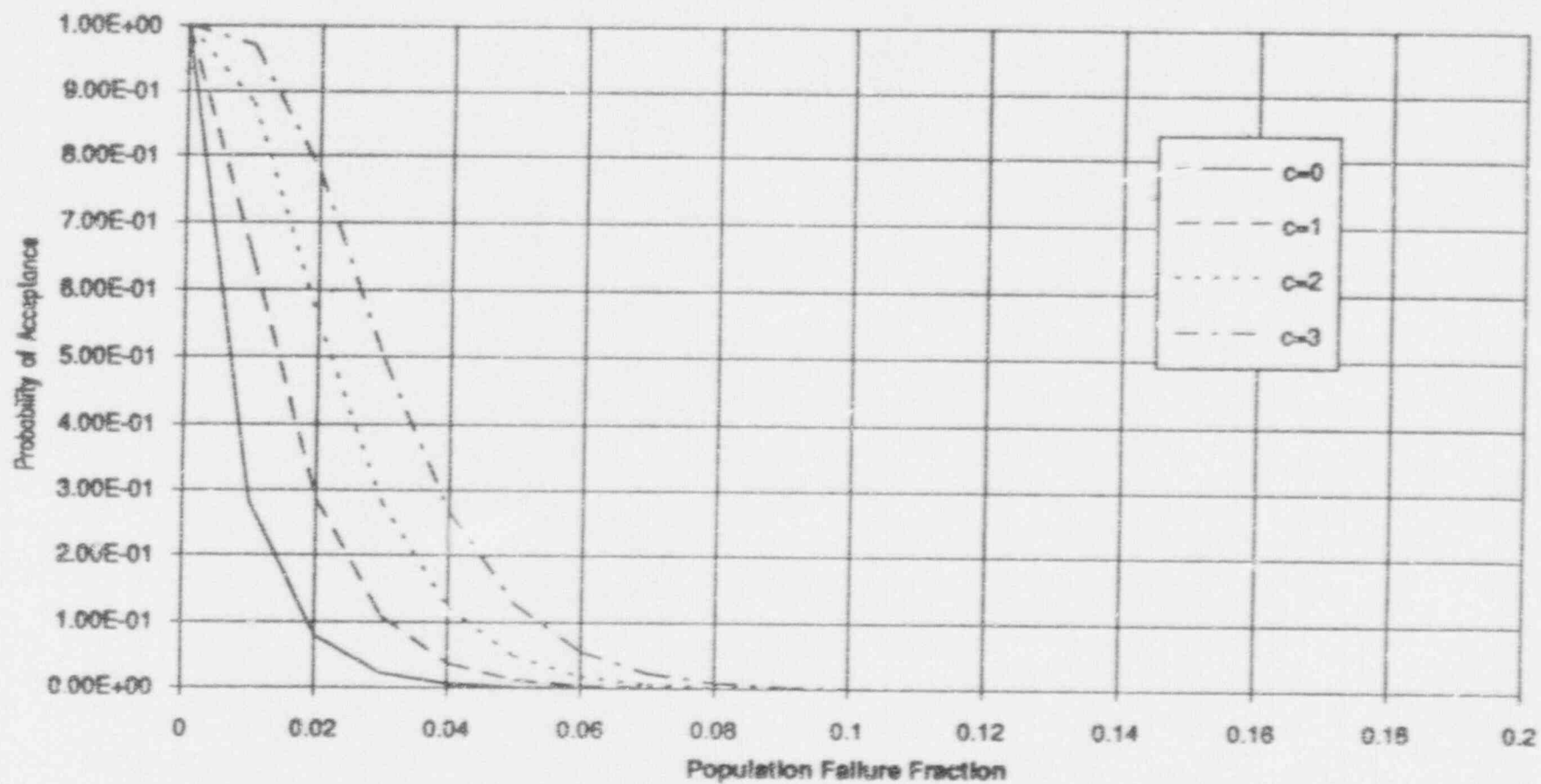
Sample Size = 58



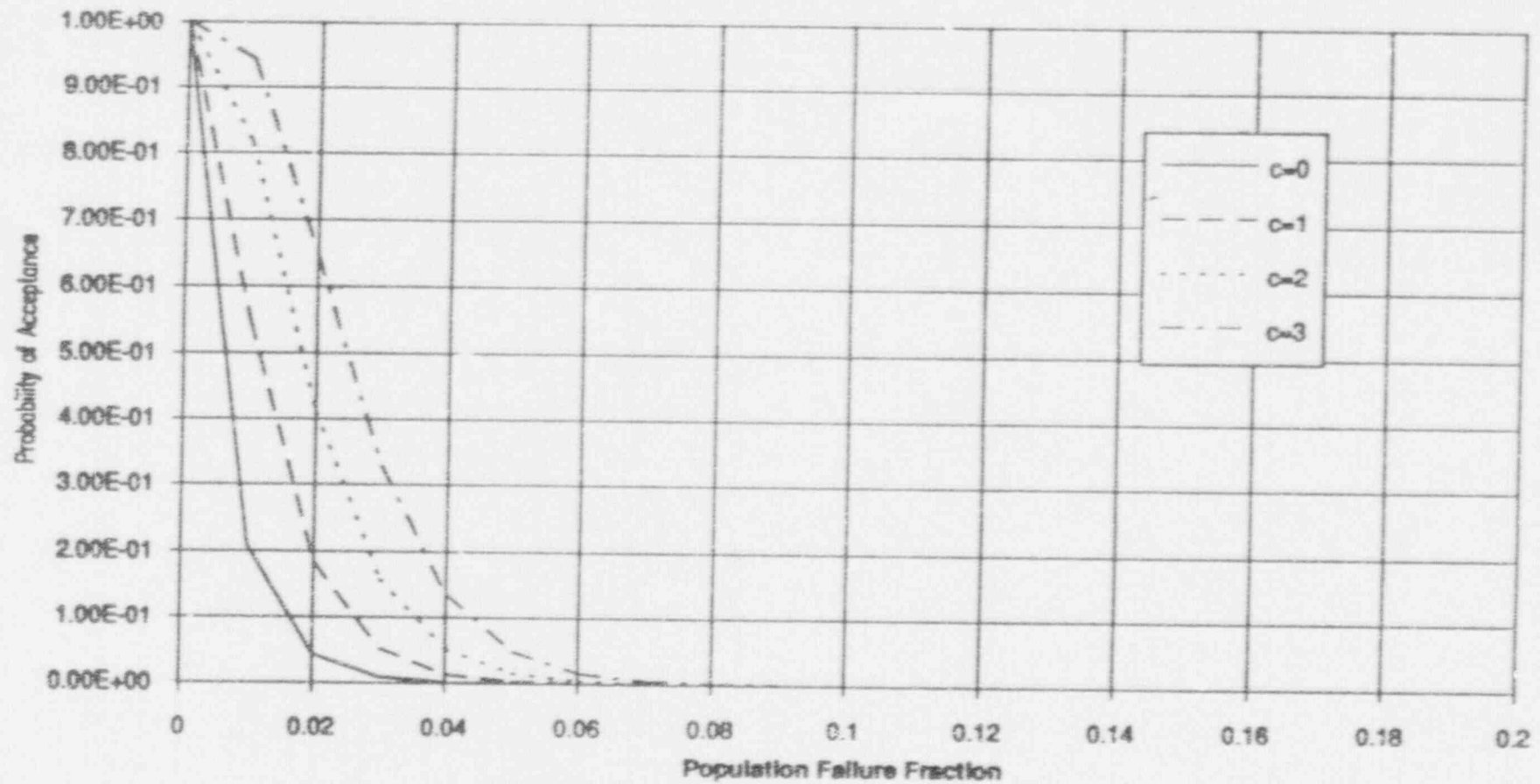
Sample Size = 92



Sample Size = 122



Sample Size = 150







Carolina Power & Light Company

Brunswick Nuclear Assessment

Company Correspondence

December 17, 1991

BP\NAD\91-283

MEMORANDUM TO: Mr. J. W. Spencer

FROM: M. D. Bradley

SUBJECT: Integrated Action Plan Item D.1.d - Technical  
Specification Surveillance Sampling Assessment  
Results

The attached assessment report is submitted for your information. The sample results show the Brunswick Technical Specification Surveillance Testing program to be effective in completing testing at the required intervals.

A handwritten signature in cursive script, appearing to read "M. D. Bradley".

Michael D. Bradley

MDB:bb

Attachments

cc: Mr. R. B. Starkey, Jr. (w/o attachments)  
Mr. L. I. Loflin  
Mr. C. W. Crawford  
Mr. R. E. Morgan  
Mr. J. A. Dobbs  
Mr. K. Ahern  
Mr. R. V. Pederson (w/o attachments)



## Brunswick Nuclear Project Assessment Report

Report No. B-IAP-D.1.d-91

Date: 12/12/91

An assessment of the BNP Technical Specification Surveillance Testing Program was conducted from August 1991 through December 1991 by K. K. Kirks and W. G. Raker. This assessment was performed utilizing an approved statistical sampling approach where plant technical specification surveillance requirements were randomly selected. Records for the tests performed to satisfy the selected requirements were reviewed to ensure that testing is being performed at the intervals required. This assessment was conducted in accordance with the requirements of Integrated Action Plan (IAP) item D.1.d.

### Results

Assessment results indicated that surveillance testing intervals are being met and that the Plant's Surveillance Test Scheduling System is effective in scheduling and tracking of technical specification required surveillance tests.

### Supplemental Information

This assessment was conducted in accordance with the process described in the BNP Technical Specification Sampling Program (Attachment 1). Initially, an updated Technical Specification Surveillance Requirement Listing (TSSRL) containing 1806 surveillance requirements was obtained (Attachment 4) from which a sample of sixty items (60) was selected at random (Attachment 2).

The objective of this assessment is to verify, through a review of historical records, that the required testing interval for each of the selected sample items was met. Items sampled, corresponding to unscheduled tests or events that were not performed within the previous twelve (12) months, are outlined in Attachment 3. All sixty samples reviewed during this assessment were determined to be acceptable. Technical specification required performance frequencies were met. This sampling plan has been found to provide a review process that is 95% accurate at a 95% confidence level. Based on this result, it would appear that testing interval requirements set forth in the BNP Technical Specifications are being met.

*W. G. Raker / K. K. Kirks*