

TEXAS UTILITIES GENERATING COMPANY
SKYWAY TOWER • 400 NORTH OLIVE STREET, L.B. 81 • DALLAS, TEXAS 75201

JOE B. GEORGE
VICE PRESIDENT

July 16, 1984

Mr. Darrell G. Eisenhut, Director
Division of Licensing
Office of Nuclear Reactor Regulation
U. S. Nuclear Regulatory Commission
Washington, D.C. 20555

Mr. John T. Collins,
Regional Administrator
Region IV
U. S. Nuclear Regulatory
Commission
611 Ryan Plaza Drive, Suite 1000
Arlington, Texas 76012

Gentlemen:

The following information represents our fifth biweekly update on the status of important schedule related issues for Comanche Peak fuel load in late September 1984. Data contained in the attachments is as of July 7, 1984.

Critical Path

We completed Train B Diesel Generator operability checks on July 13, 1984. In response to a TDI Owners Group Request, we conducted and completed special tests on the Train A Diesel to collect engine block stress data. As a result of rescheduling subsequent (and previously in-series) tests, the diesel generators are not currently our primary critical path.

The Control Room HVAC now appears to be critical path. The retesting of this system is now scheduled to start on July 23, 1984, some 10 days after its required date. Every effort is being made to improve this projection.

Other Issues

1. Engineering review and analysis of our fire dampers continues on a seven day a week basis. There is a potential for schedule impact which will be defined once the engineering effort is completed in late July. We will continue to keep you informed of our progress and still believe we will be ready to meet with you on August 6, 1984 on the details of the fire dampers.

8407240202 840716
PDR ADOCK 05000445
R PDR

Boo!
1/1

Mr. Darrell G. Eisenhut
Mr. John T. Collins
July 16, 1984
Page 2

2. Present Craft Work Effort for Unit 1:

| | Manpower <u>Unit 1</u> |
|-----------------|---------------------------|
| Building/Labor | 157 |
| Rigging | 44 |
| Paint | 574 |
| Pipe | 97 |
| Insulation | 47 |
| Millwright | 29 |
| Fab/Hangers | 52 |
| Electrical | 288 |
| Instrumentation | 15 |
| | <hr/> |
| | 1,303 |

Attachments

| | |
|-------------------------|----------------|
| Startup/Testing | Appendix A - D |
| Master Data Base Status | Appendix E |
| Paint Manhours/Manpower | Appendix F |
| Thermolag | Appendix G |

You will note that "System Completion" is lagging forecast, however, it is not affecting our testing program. A large number of the remaining systems are restrained by a single item such as a procurement item or final, as-built drawings. We are adding additional resources in both areas to correct this.

The deviation from the target curve and the actual curves representing original tests completed and original test data package approvals for the week ending June 6, 1984 were due mainly to the personnel being dedicated to the performance of the integrated relay test, 1CP-PT-64-10. The trend lines have improved since the data was obtained for this report.

Mr. Darrell G. Eisenhut

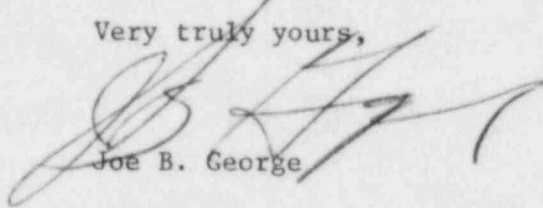
Mr. John T. Collins

July 16, 1984

Page 3

We continue to make good progress, however, we are experiencing approximately 10 days slippage in the overall schedule. Efforts to recover this slippage continue, however, we are not optimistic that these efforts will be successful.

Very truly yours,



Joe B. George

JBG:kp

Enclosure(s)

c - T. Ippolito
N. Reynolds

STARTUP

Status Week Ending: July 7, 1984

TURNOVERS:

| | <u>Last Report</u> | | <u>This Report</u> | |
|------------|--------------------|-----------------|--------------------|-----------------|
| | <u>Total</u> | <u>Accepted</u> | <u>Total</u> | <u>Accepted</u> |
| Subsystems | 333 | 322 | 331* | 323 |

REMAINING TURNOVERS:

Date Accepted

Fire Detection Panel, Detectors and Cables

Control Building Tornado Dampers and Blowout Panels

Misc. Signal Control Panel, Telephone Interface,
Emergency Tone Gen. and Emergency Alert Circuits

06/28/84

S.G. Building Tornado Dampers and Blowout Panels

Containment Elevator

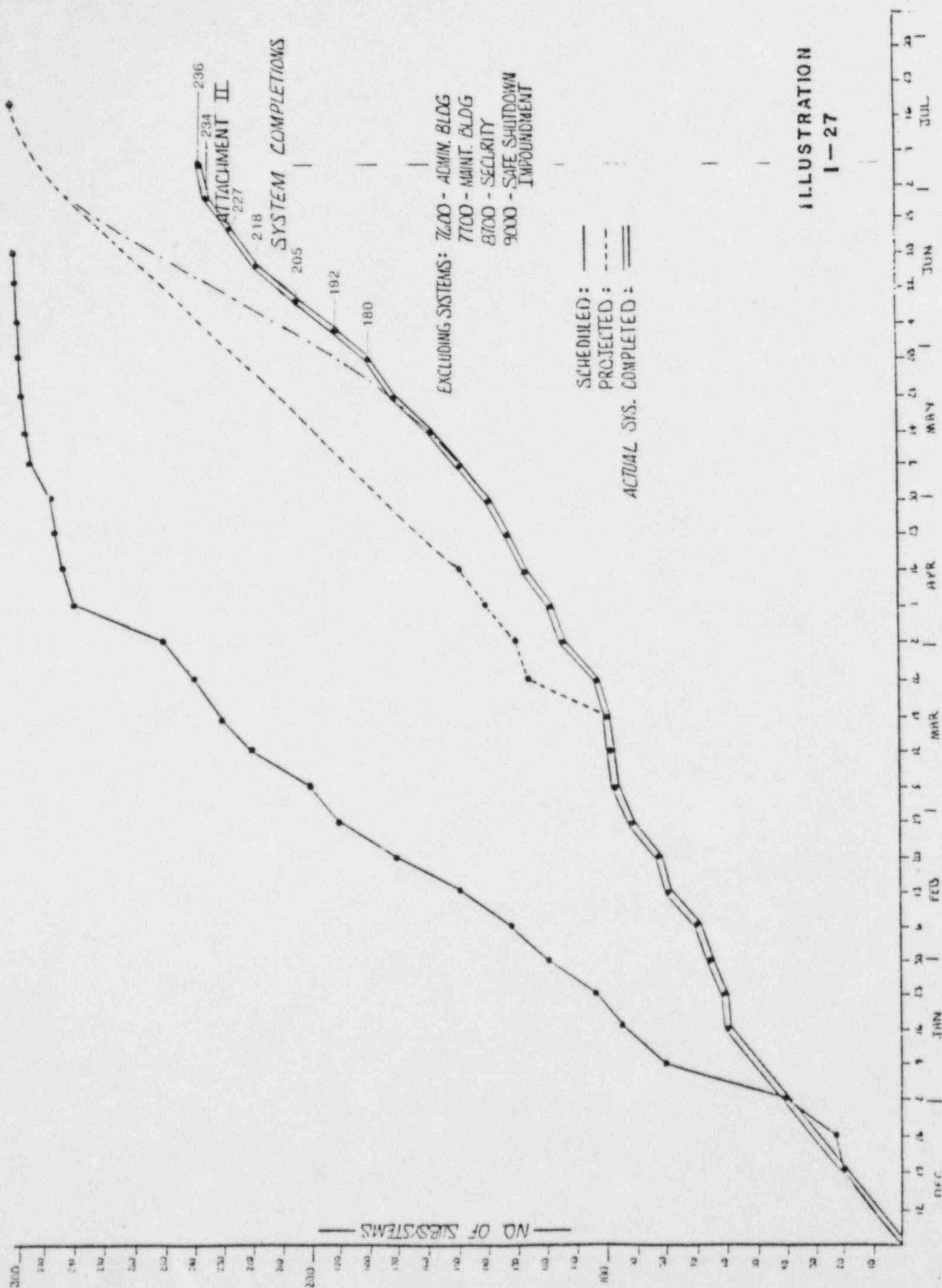
Auxiliary Building Elevator

N-16 Cables and Detectors

Containment Access Rotating Platform

Safety Chiller Monorail Hoist

*Co-current water waste and low volume water waste turnovers have been removed from the Unit 1 scope and added to Unit 2. The interfaces/tie-ins with Unit 1 have been added to existing Unit 1 systems. It has been decided that these two turnovers are not needed for Unit 1 operation.



TESTING SUMMARY

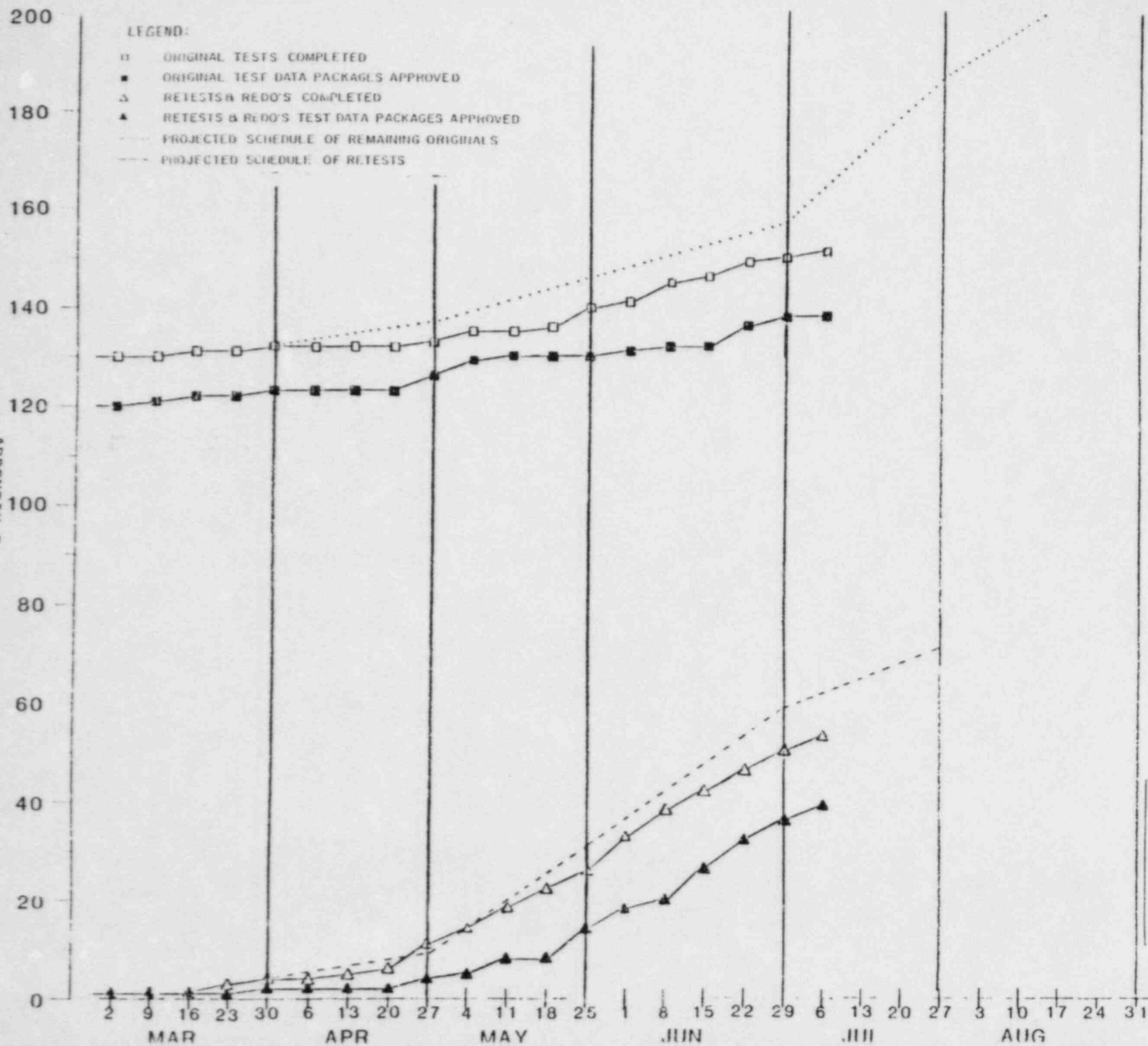
(Last Report: JUNE 23, 1984)

| | <u>TOTAL</u> | <u>FIELD TESTING</u> <u>IN-PROGRESS</u> | <u>COMPLETE</u> | <u>RESULTS</u> <u>APPROVED</u> |
|-----------------|--------------|--|-----------------|-----------------------------------|
| PREOPERATIONAL: | | | | |
| ORIGINAL | 150 | 17 | 104 | 93 |
| RETEST | 31 | 4 | 18 | 11 |
| REPERFORM | 22 | 1 | 10 | 7 |
| ACCEPTANCE: | | | | |
| ORIGINAL | 50 | 1 | 45 | 43 |
| RETEST | 7 | 1 | 6 | 5 |
| REPERFORM | 16 | 0 | 12 | 10 |
| TOTALS | 276 | 24 | 195 | 169 |

TESTING SUMMARY

(This Report: JULY 7, 1984)

| | <u>TOTAL</u> | <u>FIELD TESTING</u> <u>IN-PROGRESS</u> | <u>COMPLETE</u> | <u>RESULTS</u> <u>APPROVED</u> |
|-----------------|--------------|--|-----------------|-----------------------------------|
| PREOPERATIONAL: | | | | |
| ORIGINAL | 149 | 22 | 106 | 95 |
| RETEST | 31 | 2 | 22 | 14 |
| REPERFORM | 22 | 1 | 12 | 8 |
| ACCEPTANCE: | | | | |
| ORIGINAL | 50 | 2 | 45 | 43 |
| RETEST | 7 | 0 | 7 | 5 |
| REPERFORM | 16 | 2 | 12 | 12 |
| TOTALS | 275 | 29 | 204 | 177 |



| PREOPERATIONAL 8 | | | |
|--------------------|------|------|------|
| ACCEPTANCE TESTING | | | |
| Scope: | PT's | AT's | DT's |
| ORIGINAL | 143 | 50 | 109 |
| RETESTS | 31 | 7 | 38 |
| REDO'S | 21 | 16 | 37 |
| TOTALS | 205 | 73 | 274 |

MASTER DATA BASE STATUS:

| | <u>Last Report</u> | <u>This Report</u> |
|-------------------------|--------------------|--------------------|
| Unit 1 and Common Total | 6356 | 5634 |

NOTE: The above tabulation includes Unit 1 and Unit 2 work items remaining within the security boundary established for Unit 1 operation.

The following tabulation provides an overview of remaining Master Data Base items:

| <u>No. of Items To Be Completed</u> | <u>Last Report</u> | <u>This Report</u> |
|-------------------------------------|--------------------|--------------------|
| A. Pre-Fuel Load | 3593 | 3026 |
| B. Under Review | 2763 | 2473 |
| C. Post-Fuel Load | <u>0</u> | <u>135</u> |
| TOTAL | 6356 | 5634 |

Item A above, Pre-Fuel Load - the item count 3026 is the summation of the DO IT, SU-REL, OP-NEED and PRE-FL items as identified in Appendix E-1.

Item B above, Under Review - the item count 2473 is the summation of the PRO POST and EXCEPT Items as identified in Appendix E-1.

The following attachments are used by the site and should provide a better feel for the remaining work as tracked in the Master Data Base:

- 1) By System, Appendix E-1
- 2) By Building, Appendix E-2
- 3) Glossary of Abbreviations, Appendix E-3

(TOTAL OF OPEN ITEMS PER SYSTEM/RESP)

| SYSTEM | TNE | CPPE | CONST | QC | SUB | TF | STE | TUGCO | SP/TP | PMG | MISC | TOTAL |
|--------------------|-----|------|-------|-----|-----|----|------|-------|-------|-----|------|-------|
| DO IT | 46 | 26 | 43 | 8 | 0 | 2 | 173 | 66 | 2 | 18 | 2 | 386 |
| SU-REL | 4 | 4 | 38 | 3 | 0 | 0 | 30 | 4 | 0 | 5 | 0 | 88 |
| CP-NEED | 1 | 0 | 1 | 0 | 0 | 0 | 8 | 10 | 0 | 1 | 0 | 21 |
| PRE-FL | 89 | 81 | 920 | 347 | 1 | 25 | 624 | 271 | 92 | 31 | 50 | 2531 |
| PROPOST | 9 | 71 | 1123 | 418 | 0 | 29 | 180 | 68 | 42 | 36 | 11 | 1987 |
| POST-FL | 1 | 1 | 15 | 0 | 0 | 2 | 12 | 99 | 2 | 3 | 0 | 135 |
| EXCEPT | 23 | 46 | 235 | 61 | 0 | 0 | 95 | 6 | 0 | 5 | 15 | 486 |
| GRAND-SPC. | 173 | 229 | 2375 | 837 | 1 | 58 | 1122 | 524 | 138 | 99 | 78 | 5634 |
| GRAND-UNIT2-SPC. | = | 1985 | | | | | | | | | | |
| GRAND-STA-B02-SPC. | = | 73 | | | | | | | | | | |
| GRAND-N5-SPC | = | 335 | | | | | | | | | | |
| GRAND-N3-SPC | = | 37 | | | | | | | | | | |

APPENDIX E-1

MASTER DATA SYSTEM

ISSUE DATE : JUL 6, 1984

(TOTAL OF OPEN ITEMS PER BLDG/RESP)

| | DO IT | SU-REL | OP-NEED | PRE-FL | PROPOST | POST-FL | EXCEPT | TOTAL |
|---------------|-------|--------|---------|--------|---------|---------|--------|-------|
| REACTOR | 30 | 7 | 1 | 256 | 36 | 16 | 60 | 406 |
| SAFEGUARD | 66 | 6 | 2 | 450 | 17 | 12 | 86 | 639 |
| ELECT/CONTROL | 141 | 28 | 14 | 1,015 | 1,302 | 27 | 188 | 2,715 |
| AUXILIARY | 61 | 45 | 2 | 524 | 588 | 12 | 117 | 1,349 |
| TUGBO | 0 | 0 | 0 | 4 | 18 | 1 | 2 | 25 |
| MISC. BLDG | 88 | 2 | 2 | 282 | 27 | 67 | 33 | 501 |
| TOTAL | 386 | 88 | 21 | 2,531 | 1,948 | 135 | 486 | 5,635 |

GRAND-UNIT 2-SPC. = 1985

GRAND-STA-BU2-SPC. = 73

GRAND-N3-SPL. = 37

GRAND-N5-SPL. = 335

GLOSSARY OF ABBREVIATIONS

| | |
|----------|---|
| DO-IT | Items required to be completed to support completion of Startup Prerequisite and Preoperational testing activities. |
| SU-REL | Items required to be completed to support Startup release and Operations acceptance of systems per CP-SAP-3. |
| OP-NEED | Items required to be completed to support Operations fuel load preparation activities. |
| PRE-FL | Items not assigned to the above categories that are required to be complete prior to fuel load. |
| PRO POST | Items not assigned to the above categories that <u>may</u> be completed after fuel load. |
| POST-FL | Items that will be completed after fuel load as agreed by Operations, construction and Startup. |
| EXCEPT | Items that are under review for identification in the above six (6) categories. |
| TNE | TUGCO Nuclear Engineering |
| CPPE | Comanche Peak Project Engineering |
| CONST | Construction disciplines, including pipe, electrical, millwright and hanger. |
| QC | Quality Assurance, Quality Control, Quality Engineering ASME, Non-ASME |
| SUB | Subcontract |
| TF | Completions Group |
| STE | System Test Engineer (Startup) |
| TUGCO | TUGCO Operations |
| SP/TP | Special Projects (Startup) |
| PMG | Purchasing/Procurement |
| MISC | Responsibilities that do not fall in the above categories |

Paint Manhours & Manpower:
Reactor Containment Building #1

In reviewing our paint program for Reactor Control Building #1, we note that there is very little correlation between gallons of paint, painter productivity and actual job completion due to other items which determine when we complete an area. This is due primarily to final inspections and touchup which do not lend to scheduling and trending. Therefore, I will be reporting on the status of completion of the remaining work areas by projected completion date:

| <u>Location</u> | <u>Projected Completion</u> |
|------------------------|---------------------------------|
| Steam Gen. Comp. 2 & 3 | August 3 |
| Steam Gen. Comp. 1 & 4 | August 17 |
| Elevation 808 | August 10 |
| Elevation 832 | August 24 |

Thermolag

The thermolag is essentially complete (less than 200 square feet) and as such will be dropped from the report.