

ATTACHMENT 1

Updates Included In This Submittal

DIABLO CANYON EMERGENCY PLAN  
IMPLEMENTING PROCEDURES

Volume 3A

Table of Contents  
EP OP-4B, On-The-Spot Change  
EP OP-9, Revision 4  
EP G-2, On-The-Spot Change

Volume 3B

Table of Contents  
EP OR-1, Revision 3  
EP RB-7, On-The-Spot Change

50-275

000126

8403280114 840105  
PDR ADOCK 05000275  
F PDR

ATTACHMENT 2

Location of Proprietary/Privacy Information

EP G-2, On-The-Spot Change, All 28 of 28 Pages

EP OR-1, Revision 3, Table 1, All 9 of 9 Pages

CURRENT  
EMERGENCY PLAN  
IMPLEMENTING PROCEDURES  
TABLE OF CONTENTS  
Volume 3A

	<u>TITLE</u>	<u>REV</u>
OP-0	Reactor Trip With Safety Injection	4
OP-1	Loss of Coolant Accident	6
OP-2	Loss of Secondary Coolant	2
OP-3A	Steam Gen Tube Failure	4
OP-3B	Minor Steam Gen Tube Failure	1
OP-4A	Loss of Electrical Power	1
OP-4B	Loss of All AC Power	0
OP-5	Reactor Trip Without Safety Injection	5
OP-6	Emergency Boration	6
OP-7	Loss of Condenser Vacuum	2
OP-8	Control Room Inaccessibility	7
OP-9	Loss of Reactor Coolant Pump	4
OP-10	Loss of Auxiliary Salt Water	2
OP-11	Loss of Component Cooling Water	3
OP-12	Malfunction of Auto Reactor Control System	1
OP-12A	Failure of a Control Bk to Move in Auto	2
OP-12B	Cont Withdrawl of a Control Rod Bank	3
OP-12C	Cont Insertion of a Control Rod Bank	2
OP-12D	Control Rod Pos Indication Sys Malfunc	3
OP-12E	Control Rod Misalignment	2
OP-12F	Dropped Control Rod	2
OP-13	Malfunction of Reactor Press Control System	2
OP-14	High Activity in Reactor Coolant	2
OP-15	Loss of Feedwater	4
OP-16	Nuclear Instrumentation Malfunctions	3
OP-17	Malfunction of RHR System	2
OP-18A	Loss of Charging	0
OP-18B	Loss of Normal Letdown	0
OP-19	Malfunction of Reactor Makeup Control	2
OP-20	Excessive Reactor Coolant System Leakage	2

01/05/84

	<u>TITLE</u>	<u>REV</u>
OP-21	Loss of A Coolant Loop RTD	2
OP-22	Emergency Shutdown	1
OP-23	Natural Circulation of Reactor Coolant	3
OP-24	Loss of Containment Integrity	1
OP-25	Tank Ruptures	1
OP-26	Excessive Feedwater Flow	1
OP-27	Irradiated Fuel Damage	1
OP-28	Startup of an Inactive Reactive Coolant Loop	1
OP-29	Excessive Load Increase	1
OP-30	Inadvertent Load Fuel Assly Improper Pos	1
OP-31	System Under Frequency	1
OP-32	Rod Ejection	1
OP-33	Loss of Instrument Air	1
OP-34	Generator Trip - Full Load Rejection	1
OP-35	Loss of Vital or Non-Vital Instr AC Sys	1
OP-36	Turbine Trip	1
OP-37	Loss of Protection System Channel	1
OP-38	Anticipated Transient Without Trip (ATWT)	5
OP-39	RCP Locked Rotor Accident	1
OP-40	Accidental Depressurization of MS System	1
OP-41	Hydrogen "Explosion" Inside Containment	1
OP-44	Gaseous Voids in the RCS	2
R-1	Per Injury (Rad Related) And/Or Overexp	10
R-2	Rel of Airborne Radioactive Materials	4
R-3	Rel of Radioactive Liquids	3
R-4	High Radiation (In Plant)	3
R-5	Radioactive Liquid Spill	3
R-6	Radiological Fire	6
R-7	Offsite Transportation Accidents	3
M-1	Employee Injury of Illness (Nonradiological)	10
M-2	Nonemployee Injury or Illness (Third Party)	9
M-3	Chlorine Release	5
M-4	Earthquake	7
M-5	Tsunami Warning	5
M-6	Nonradiological Fire	8
M-7	Oil Spill ISO and Clean Up Procedure	5
M-8	Containment Emergency Personnel Hatch	0
M-9	Hazardous Waste Management Contingency Plan	0
G-1	Emergency Classification and Emergency Plan Activation	3
G-2	Establishment of the On-Site Emergency Organization	3
G-3	Notification of Off-Site Organizations	2
G-4	Personnel Accountability and Assembly	2
G-5	Evacuation of Nonessential Site Personnel	0

01/05/84

PG&amp;E

Nuclear Plant Operations  
99-10709 10/83DIABLO CANYON POWER PLANT  
PROCEDURE ON-THE-SPOT CHANGE

Procedure No. EP OP-4B Rev. 0 Unit No. 1 ☐ 2 ☐ 1 & 2 ☒

Title Loss of All AC POWER

Type of Change: ☒ PERMANENT (green) ☐ TEMPORARY (yellow); Expiration Date \_\_\_\_\_

Requesting Department OPERATING Originator R. L. FISHER

Proposed Change: (Does this alter the intent of original procedure? ☐ Yes ☒ No)  
(Does it constitute an unreviewed safety/environmental question? ☐ YES ☒ NO)

## APPENDIX H

Page 54 - Delete Step 3.C

Page 55 - Place the following CAUTION between step 7 and step 8.

CAUTION: On the vital bus to be reenergized place the ASW and CCW pump switches in MANUAL to prevent unwanted Auto Starts. AFW pump may Auto Start. Be prepared to shed load as necessary

Page 55, Step 10 add the following note between 10.a &amp; 10.b.

NOTE: Now that the "F" bus is reenergized, the Operator at the 4KV Bus F Switchgear may now return the 2 "RED" handled switches to their normal position and replace the cover.

## Reason for Change:

Step 3.C was moved to the note in step 10 because the under voltage relay should not be restored until after the "F" bus is reenergized.

CAUTION: Added to warn operator prior to energizing the vital bus of the starts of equipment to prevent overloading the diesel generator when vital bus is reenergized.

Authorizations: [Signature] (Plant Management Staff) [Signature] (Plant Management Staff w/SRO License) 12/6/83 Date

Immediate distribution to the Control Room and/or affected work areas required? ☐ YES ☒ NO Initial Distribution to:  
Distributed to: ☐ Control Room ☐ Others \_\_\_\_\_

Date Received by Document Control 12-6-83PSRC Review and Plant Manager's approval no later than 12-20-83 Date above + plus 14 days

Review Date \_\_\_\_\_

PSRC recommends approval ☐ Yes ☐ No

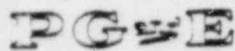
Plant Manager's Approval

☐ N/AMeeting Number ☐ - ☐ ☐ ☐Follow-up To Rejected On-the-Spot Change ☐ Additional Information ☐

Action Taken/Remarks:

DISTRIBUTION: ☐ Same as Original Procedure Distribution ☐ Others \_\_\_\_\_ Please see additional page 51





# Pacific Gas and Electric Company



DEPARTMENT OF NUCLEAR PLANT OPERATIONS

DIABLO CANYON POWER PLANT UNIT NO(S) 1 and 2

TITLE: EMERGENCY OPERATING PROCEDURE  
LOSS OF A REACTOR COOLANT PUMP  
WITHOUT A REACTOR TRIP

APPROVED:

*R. E. Thompson*  
PLANT MANAGER

NUMBER EP OP-9

REVISION 4

DATE 11/1/83

PAGE 1 OF 4

IMPORTANT  
TO  
SAFETY

12-13-83  
DATE

## SCOPE

This procedure provides instructions to follow in the event of a loss of reactor coolant pump during power operations without a reactor trip. Operation above the P-8 setpoint produces a reactor trip on loss of one coolant pump while operation above the P-7 setpoint results in a reactor trip only if two coolant pumps are lost.

This procedure and changes thereto requires PSRC review.

## SYMPTOMS

1. Low coolant flow and pump trip alarm (PK04-11 or 12).
2. Coolant pump breaker trip and alarm (PK04-11 or 12).
3. Coolant loop  $\Delta T$  deviation alarm (PK04-1).
4. Level in one steam generator rapidly decreasing and levels in the other steam generators increasing.
5. Steam flow in one steam line rapidly decreasing and steam flow in the other three lines increasing.

## AUTOMATIC ACTIONS

1. Possible reactor trip.

## OBJECTIVES

1. Stabilize plant conditions.

## IMMEDIATE OPERATOR ACTIONS

### ACTIONS

### COMMENTS

1. With a reactor trip:
  - a. Go to EP OP-5

DIABLO CANYON POWER PLANT UNIT NO(S) 1 AND 2

NUMBER EP OP-9  
REVISION 4  
DATE 11/1/83  
PAGE 3 OF 4

TITLE: LOSS OF REACTOR COOLANT PUMP  
WITHOUT A REACTOR TRIP

- d. Steam line high  $\Delta P$   
signal used for safety  
injection from Table 1

TABLE 1

<u>Idle Steam Generator</u>	<u>Bistables to Trip</u>
1-1	BS-514B, BS-515B, BS-516D
1-2	BS-514A, BS-526D, BS-525B
1-3	BS-515A, BS-526C, BS-534B
1-4	BS-516C, BS-525A, BS-534A

5. When the cause for the pump trip has been corrected and the pump is to be placed in operation, refer to Operating Procedure No. A-6:1 Reactor Coolant Pumps-Place in Service.
6. Monitor steam generator level, T<sub>AVG</sub> and control rod position as required.

DIABLO CANYON POWER PLANT  
PROCEDURE ON-THE-SPOT CHANGE

Procedure No. EP G2 Rev. 3 Unit No. 1 ☐ 2 ☐ 1 & 2 ☒  
Title ESTABLISHMENT OF THE ON-SITE EMERGENCY ORGANIZATION  
Type of Change: ☒ PERMANENT (green) ☐ TEMPORARY (yellow); Expiration Date     
Requesting Department EMERGENCY TRAINING Originator STEVE JOINER

Proposed Change: (Does this alter the intent of original procedure? ☐ Yes ☒ No)  
(Does it constitute an unreviewed safety/environmental question? ☐ YES ☒ NO)

REPLACE ATTACHMENT 1 (FORM 69-10297 "EMERGENCY ORGANIZATION CALL LIST"), WITH UPDATED VERSION DATED 12/83.

Reason for Change:  
UPDATE PHONE, PAGER, & RADIO ENCODE NUMBERS.

Authorizations: [Signature] (Plant Management Staff) W B Taylor (Plant Management Staff w/SMO License) 12/8/83 /Date

Immediate distribution to the Control Room and/or affected work areas required? ☐ YES ☒ NO Initial Distribution By:     
Distributed to: ☐ Control Room ☐ Others   

DOCUMENT CONTROL  
Date Received by Document Control 12-9-83  
PSRC Review and Plant Manager's approval no later than 12-22-83 Date above + plus 14 days

PSRC POST CHANGE REVIEW  
Review Date     
PSRC recommends approval ☐ Yes ☐ No  
Meeting Number ☐ ☐ - ☐ ☐ ☐ ☐  
Plant Manager's Approval ☐ N/A


REC'D  
ENT  
FOLLOW-UP  
Action Taken/Remarks:  
Follow-up To Rejected On-the-Spot Change ☐ Additional Information ☐



## Call Out Instructions:

1. Contact one person for each position.
2. Contact first listed available person (preferred position holder); if unavailable, contact the next available person
3. Persons with a \* are designated for on-call rotation.
4. Describe emergency classification and position person is called for. Describe event if requested.

NOTE: Personnel to report to assigned location for Alert Classification or higher; optional for unusual event.

EMERG. ORGANIZ. POSITION	NOT AVAIL <sup>1</sup> ABLE	ON-CALL POS. HOLDER <sup>2</sup>	NAME/NON-EMERGENCY TITLE	HOME PHONE/ PLANT PHONE	H/P FREQ. PAGER CALL # GROUP CALL #	CONTACTED		TIME	WILL BE IN	
						YES	NO		YES	NO
Site Emergency Coordinator (Assigned to (TSC)	_____	_____	*1. R.C. Thornberry Plant Manager		_____	_____	_____	_____	_____	_____
	_____	_____	*2. J. M. Gisclon Technical Services Mgr.		_____	_____	_____	_____	_____	_____
	_____	_____	*3. W. B. McLane Materials & Project Coordination Manager		_____	_____	_____	_____	_____	_____
	_____	_____	*4. J. A. Sexton Operations Manager		_____	_____	_____	_____	_____	_____

Classification: ☐ Unusual Event ☐ Alert ☐ Site Area Emergency ☐ General Emergency

Event Description \_\_\_\_\_


- DC0075 1 1. Insert date person is not available.  
 2. Insert date person assumes "on-call" responsibility.  
 (Person on call will possess the pager for this position)

NOT FOR PUBLIC DISCLOSURE

## Call Out Instructions:

1. Contact one person for each position.
2. Contact first listed available person (preferred position holder); if unavailable, contact the next available person
3. Persons with a \* are designated for on-call rotation.
4. Describe emergency classification and position person is called for. Describe event if requested.

NOTE: Personnel to report to assigned location for Alert Classification or higher; optional for unusual event.

EMERG. ORGANIZ. POSITION	NOT AVAIL <sup>1</sup> ABLE	ON-CALL POS. HOLDER <sup>2</sup>	NAME/NON-EMERGENCY TITLE	HOME PHONE/ PLANT PHONE	H/P FREQ. PAGER CALL # GROUP CALL #	CONTACTED		TIME	WILL BE IN	
						YES	NO		YES	NO
Emergency Evaluation & Recovery Coordinator (Assigned to TSC)	_____	_____	1. J. M. Gislon Tech Services Mgr.			_____	_____	_____	_____	_____
	_____	_____	*2. L. F. Womack Sr. Power Production Eng.			_____	_____	_____	_____	_____
	_____	_____	*3. V. R. Foster Sr. Power Production Eng.			_____	_____	_____	_____	_____
	_____	_____	*4. E. G. Davis Sr. Power Production Eng.			_____	_____	_____	_____	_____
	_____	_____	*5. R. M. Lockett Regulatory Compliance Eng.			_____	_____	_____	_____	_____


- DC0075 3
1. Insert date person is not available.
  2. Insert date person assumes "on-call" responsibility.  
(Person on call will possess the pager for this position)

NOT FOR PUBLIC DISCLOSURE

## Call Out Instructions:

1. Contact one person for each position.
2. Contact first listed available person (preferred position holder); if unavailable, contact the next available person.
3. Persons with a \* are designated for on-call rotation.
4. Describe emergency classification and position person is called for. Describe event if requested.

NOTE: Personnel to report to assigned location for Alert Classification or higher; optional for unusual event.

EMERG. ORGANIZ. POSITION	NOT AVAIL ABLE	ON-CALL POS. HOLDER <sup>2</sup>	NAME/NON-EMERGENCY TITLE	HOME PHONE/ PLANT PHONE	H/P FREQ.		CONTACTED		TIME		WILL BE IN	
					PAGER CALL #	GROUP CALL #	YES	NO	YES	NO	YES	NO
Emergency Liaison Coordinator (Assigned to TSC)	—	—	*1. T. J. Martin Training Manager		—	—	—	—	—	—	—	—
	—	—	*2. J. E. Molden Trng. Coordinator		—	—	—	—	—	—	—	—
	—	—	*3. W. F. Steinke Trng. Coordinator		—	—	—	—	—	—	—	—
	—	—	*4. J. R. Tinlin Training Coordinator		—	—	—	—	—	—	—	—

- DC0075 5 1. Insert date person is not available.  
2. Insert date person assumes "on-call" responsibility.  
(Person on call will possess the pager for this position)

NOT FOR PUBLIC DISCLOSURE

## Call Out Instructions:

1. Contact one person for each position.
2. Contact first listed available person (preferred position holder); if unavailable, contact the next available person.
3. Persons with a \* are designated for on-call rotation.
4. Describe emergency classification and position person is called for. Describe event if requested.

NOTE: Personnel to report to assigned location for Alert Classification or higher; optional for unusual event.

EMERG. ORGANIZ. POSITION	NOT AVAIL <sup>1</sup> ABLE	ON-CALL POS. 2 HOLDER	NAME/NON-EMERGENCY TITLE	HOME PHONE/ PLANT PHONE	H/P FREQ.		CONTACTED		TIME	WILL BE IN	
					PAGER CALL #	GROUP CALL #	YES	NO		YES	NO
Emergency Operations Advisor (Assigned to TSC)	—	(No On- Call Person for this position)	1. J. A. Sexton Operations Manager								
	—		2. S. R. Fridley General Operating Foreman								
	—		3. T. J. Martin Training Manager								
	—		4. W. G. Crockett Sr. Power Prod. Eng. (Operations)								


DC0075 7 1. Insert date person is not available.

NOT FOR PUBLIC DISCLOSURE

## Call Out Instructions:

1. Contact one person for each position.
2. Contact first listed available person (preferred position holder); if unavailable, contact the next available person
3. Persons with a \* are designated for on-call rotation.
4. Describe emergency classification and position person is called for. Describe event if requested.

NOTE: Personnel to report to assigned location for Alert Classification or higher.

EMERG. ORGANIZ. POSITION	NOT AVAIL <sup>1</sup> ABLE	ON-CALL POS. HOLDER <sup>2</sup>	NAME/NON-EMERGENCY TITLE	HOME PHONE/ PLANT PHONE	H/P FREQ.	CONTACTED		TIME	WILL BE IN	
					PAGER CALL # GROUP CALL #	YES	NO		YES	NO
Site Chemistry & Radiation Protection Coordinator (Assigned to Access Control)	_____	_____	*1. H. A. Ferguson Rad. Prot. Mon. Foreman			_____	_____	_____	_____	_____
	_____	_____	*2. D. R. Clifton Chem & Rad Prot. Foreman			_____	_____	_____	_____	_____
	_____	_____	*3. R. S. Snyder Chem & Rad Prot. Foreman			_____	_____	_____	_____	_____
	_____	_____	*4. P. W. Baxter Rad. Prot. Mon. Foreman			_____	_____	_____	_____	_____
	_____	_____	*5. L. Vulchev Chem & Rad Prot. Foreman			_____	_____	_____	_____	_____

- DC0075 9
1. Insert date person is not available.
  2. Insert date person assumes "on-call" responsibility.  
(Person on call will possess the pager for this position)

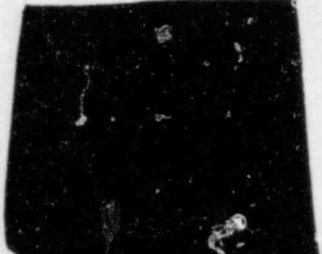
NOT FOR PUBLIC DISCLOSURE



## Call Out Instructions:

1. Contact one person for each position.
2. Contact first listed available person (preferred position holder); if unavailable, contact the next available person
3. Persons with a \* are designated for on-call rotation.
4. Describe emergency classification and position person is called for. Describe event if requested.

NOTE: Personnel to report to assigned location for Alert Classification or higher.


EMERG. ORGANIZ. POSITION	NOT AVAIL <sup>1</sup> ABLE	ON-CALL POS. HOLDER <sup>2</sup>	NAME/NON-EMERGENCY TITLE	HOME PHONE/ PLANT PHONE	H/P FREQ. PAGER CALL # GROUP CALL #	CONTACTED		TIME	WILL BE IN	
						YES	NO		YES	NO
TSC/EOF Clerical Assistance	—	(No on-call person for this position)	1. C. D. Lampert Office Supervisor			—	—	—	—	—
	—		2. K. C. Long Asst. Office Supervisor			—	—	—	—	—
	—		3. M. A. Huff Senior Plant Clerk			—	—	—	—	—

NOTE: Request supervisor to dispatch three (3) clerks to the TSC and two (2) clerks to the EOF.

## Call Out Instructions:

1. Contact one person for each position.
2. Contact first listed available person (preferred position holder); if unavailable, contact the next available person
3. Persons with a \* are designated for on-call rotation.
4. Describe emergency classification and position person is called for. Describe event if requested.


NOTE: Personnel to report to assigned location for Alert Classification or higher.

EMERG. ORGANIZ. POSITION	NOT AVAIL <sup>1</sup> ABLE	ON-CALL POS. HOLDER <sup>2</sup>	NAME/NON-EMERGENCY TITLE	HOME PHONE/ PLANT PHONE	H/P FREQ. PAGER CALL # GROUP CALL #	CONTACTED		TIME	WILL BE IN	
						YES	NO		YES	NO
Interim EOF-EARS Operator (Assigned to EOF)	—	(No on- call person for this position)	1. W. B. Scott Pwr. Prod. Eng. (Staff)							
	—		2. D. R. Unger Chem and Rad Prot. Engr							

## Call Out Instructions:

1. Contact one person for each position.
2. Contact first listed available person (preferred position holder); if unavailable, contact the next available person
3. Describe emergency classification and position person is called for. Describe event if requested.


NOTE: Personnel to report to assigned location for Alert Classification or higher.

EMERG. ORGANIZ. POSITION	NOT AVAIL- ABLE <sup>1</sup>	ON-CALL POS. HOLDER <sup>2</sup>	NAME/NON-EMERGENCY TITLE	HOME PHONE/ PLANT PHONE	PAGER CALL # GROUP CALL #	CONTACTED		TIME	WILL BE IN	
						YES	NO		YES	NO
Interim Public Information Recovery Manager (Assigned to EOF)	—	(Both personel carry pagers)	1. Sue Brown Public Information							
	—		2. Missie P. Hobsom Public Information							
	—		3. Pam Zweifel Manager, Information Center							

## Call Out Instructions:

1. Contact one person for each position.
2. Contact first listed available person (preferred position holder); if unavailable, contact the next available person
3. Describe emergency classification and position person is called for. Describe event if requested.


NOTE: Personnel to report to assigned location for Alert Classification or higher.

EMERG. ORGANIZ. POSITION	NOT AVAIL <sup>1</sup> ABLE	ON-CALL POS. <sup>2</sup> HOLDER	NAME/NON-EMERGENCY TITLE	HOME PHONE/ PLANT PHONE	PAGER CALL # GROUP CALL #	CONTACTED		TIME	WILL BE IN	
						YES	NO		YES	NO
Mobil Environmental Monitoring Laboratory Operator	—	(Personnel rotate pager as required)	1. Roland Richardson Dept. of Engr. Research		—	—	—	—	—	—
	—		2. Mike Kunde Dept. of Engr. Research		—	—	—	—	—	—

## Call Out Instructions:

1. Contact one person for each position.
2. Contact first listed available person (preferred position holder); if unavailable, contact the next available person
3. Persons with a \* are designated for on-call rotation.
4. Describe emergency classification and position person is called for. Describe event if requested.

NOTE: Personnel to report to assigned location for Alert Classification or higher.

EMERG. ORGANIZ. POSITION	NOT AVAIL <sup>1</sup> ABLE	ON-CALL POS. HOLDER <sup>2</sup>	NAME/NON-EMERGENCY TITLE	HOME PHONE/ PLANT PHONE	H/P FREQ. PAGER CALL # GROUP CALL #	CONTACTED YES NO	TIME	WILL BE IN YES NO
Emergency Liaison Assistant #1 (Assigned to TSC)	_____	_____	1. J. E. Molden Trng. Coord.		_____	_____	_____	_____
	_____	_____	*2. L. R. Sawyer Asst. Trng. Coord.		_____	_____	_____	_____
	_____	_____	*3. R. F. Sargent Asst. Trng. Coord.		_____	_____	_____	_____
	_____	_____	*4. R. L. Graham Asst. Trng. Coord.		_____	_____	_____	_____
	_____	_____	*5. J. P. Northness Asst. Trng. Coord.		_____	_____	_____	_____

- DC0075 191
1. Insert date person is not available.
  2. Insert date person assumed "on-call" responsibility.  
(Person on call will possess the pager for this position)


NOT FOR PUBLIC DISCLOSURE



## Call Out Instructions:

1. Contact one person for each position.
2. Contact first listed available person (preferred position holder); if unavailable, contact the next available person
3. Persons with a \* are designated for on-call rotation.
4. Describe emergency classification and position person is called for. Describe event if requested.

NOTE: Personnel to report to assigned location for Alert Classification or higher; optional for unusual event.

EMERG. ORGANIZ. POSITION	NOT AVAIL <sup>1</sup> ABLE	ON-CALL POS. HOLDER <sup>2</sup>	NAME/NON-EMERGENCY TITLE	HOME PHONE/ PLANT PHONE	H/P FREQ. PAGER CALL # GROUP CALL #	CONTACTED		TIME	WILL BE IN	
						YES	NO		YES	NO
Data Processor No. 1 (Assigned to TSC)	_____	_____	1. I. F. Womack Sr. Pwr. Prod. Eng. (Computer)			_____	_____	_____	_____	_____
	_____	_____	*2. T. Black Pwr. Prod. Eng. (Computer)			_____	_____	_____	_____	_____
	_____	_____	*3. D. A. Remington Pwr. Prod. Eng. (Computer)			_____	_____	_____	_____	_____
	_____	_____	*4. J. D. Brady Pow. Prod. Eng. (Planning)			_____	_____	_____	_____	_____
	_____	_____	*5. G. V. Johnson Engineering Trainee (Computer)			_____	_____	_____	_____	_____
	_____	_____	*6. J. D. Lodge Power Prod. Eng.			_____	_____	_____	_____	_____

- DC0075 211
1. Insert date person not available.
  2. Insert date person assumed "on-call" responsibility.  
(Person on call will possess the pager for this position)

NOT FOR PUBLIC DISCLOSURE

## Call Out Instructions:

1. Contact one person for each position.
2. Contact first listed available person (preferred position holder); if unavailable, contact the next available person.
3. Persons with a \* are designated for on-call rotation.
4. Describe emergency classification and position person is called for. Describe event if requested.

NOTE: Personnel to report to assigned location for Alert Classification or higher.

EMERG. ORGANIZ. POSITION	NOT AVAIL- ABLE	ON-CALL POS. 2 HOLDER	NAME/NON-EMERGENCY TITLE	HOME PHONE/ PLANT PHONE	H/P FREQ.		CONTACTED		TIME	WILL BE IN	
					PAGER CALL #	GROUP CALL #	YES	NO		YES	NO
Data Processor No. 3 (Assigned to TSC)	_____	(No On- Call Person for this position)	1. E. G. Davis Sr. Pwr. Prod. Engr.	_____	_____	_____	_____	_____	_____	_____	_____
	_____		2. P. W. Baum	_____	_____	_____	_____	_____	_____	_____	_____
	_____		3. W. A. Ginter	_____	_____	_____	_____	_____	_____	_____	_____
	_____		4. P. E. Rigney	_____	_____	_____	_____	_____	_____	_____	_____
	_____		5. R. D. Thurston	_____	_____	_____	_____	_____	_____	_____	_____
	_____		6. W. E. Vidalin	_____	_____	_____	_____	_____	_____	_____	_____
	_____		7. K. Wallace	_____	_____	_____	_____	_____	_____	_____	_____
	_____		8. W. H. Yip	_____	_____	_____	_____	_____	_____	_____	_____


DC0075 23 1. Insert date person is not available.

NOT FOR PUBLIC DISCLOSURE

## Call Out Instructions:

1. Contact one person for each position.
2. Contact first listed available person (preferred position holder); if unavailable, contact the next available person
3. Persons with a \* are designated for on-call rotation.
4. Describe emergency classification and position person is called for. Describe event if requested.

NOTE: Personnel to report to assigned location for Alert Classification or higher.

EMERG. ORGANIZ. POSITION	NOT AVAIL <sup>1</sup> ABLE	ON-CALL POS. <sup>2</sup> HOLDER	NAME/NON-EMERGENCY TITLE	HOME PHONE/ PLANT PHONE	H/P FREQ. PAGER CALL # GROUP CALL #	CONTACTED		TIME	WILL BE IN	
						YES	NO		YES	NO
Electrical Maintenance Coordinator (Assigned to OSC)	_____	_____	1. G. M. Zocher Gen. Elec. Foreman		_____	_____	_____	_____	_____	_____
	_____	_____	*2. J. M. Rappa Elec. Foreman		_____	_____	_____	_____	_____	_____
	_____	_____	*3. A. M. Aquino Technical Asst.		_____	_____	_____	_____	_____	_____
	_____	_____	*4. S. J. Foat Maint. Engr.		_____	_____	_____	_____	_____	_____


- DC0075 25
1. Insert date person is not available.
  2. Insert date person assumed "on-call" responsibility.  
(Person on call will possess the pager for this position)

NOT FOR PUBLIC DISCLOSURE

## Call Out Instructions:

1. Contact one person for each position.
2. Contact first listed available person (preferred position holder); if unavailable, contact the next available person
3. Persons with a \* are designated for on-call rotation.
4. Describe emergency classification and position person is called for. Describe event if requested.

NOTE: Personnel to report to assigned location for Alert Classification or higher.

EMERG. ORGANIZ. POSITION	NOT AVAIL <sup>1</sup> ABLE	ON-CALL POS. <sup>2</sup> HOLDER	NAME/NON-EMERGENCY TITLE	HOME PHONE/ PLANT PHONE	H/P FREQ. PAGER CALL # GROUP CALL #	CONTACTED		TIME	WILL BE IN	
						YES	NO		YES	NO
Radiological Data Processor (Assigned to TSC)	_____	(No On- Call Person for this position)	1. A. O. Taylor Chem & Rad. Prot. Engr.			_____	_____	_____	_____	_____
	_____		2. H. W. C. Fong Chem & Rad. Prot. Engr.			_____	_____	_____	_____	_____
	_____		3. D. R. Unger Chem & Rad. Prot. Engr.			_____	_____	_____	_____	_____

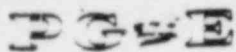
CURRENT  
EMERGENCY PLAN  
IMPLEMENTING PROCEDURES  
TABLE OF CONTENTS  
Volume 3B

	<u>TITLE</u>	<u>REV</u>
OR-1	Offsite Support & Assistance	3
OR-2	Release of Information to the Public	2
EF-1	Activation and Operation of the Technical Support Center	1
EF-2	Activation of the Operational Support Center	2
EF-3	Activation and Operation of the Emergency Operations Facility	3
EF-4	Activation of the MEML	3
EF-5	Emergency Equipment, Instruments & Supplies	3
EF-6	Operating Procedures For EARS 9845C Controlling Stations	1
EF-6S1	Transfer of EARAUT Control	1
EF-7	Activation of the Nuclear Data Communications Systems	1
EF-8	EARS Operating Procedures for TSC-CC HP-1000 Station	0
RB-1	Personnel Dosimetry	Not Issued
RB-2	Emergency Exposure Guides	0
RB-3	Stable Iodine Thyroid Blocking	0
RB-4	Access to & Establishment of Controlled Areas Under Emergency	0
RB-5	Personnel Decontamination	0
RB-6	Area & Equipment Decontamination	1
RB-7	Emergency On-Site Radiological Environmental Monitoring	2
RB-8	Emergency Off-Site Radiological Environmental Monitoring	2
RB-9	Calculation of Release Rate & Integrated Release	1
RB-10	Protective Action Guidelines	0
RB-11	Emergency Off-Site Dose Calculations	2
RB-12	Mid and High Range Plant Vent Radiation Monitors	0
RB-13	Improved In-Plant Air Sampling for Radioiodines	0

01/05/84

00121





# Pacific Gas and Electric Company



DEPARTMENT OF NUCLEAR PLANT OPERATIONS

DIABLO CANYON POWER PLANT UNIT NO(S) 1 AND 2

TITLE EMERGENCY PROCEDURE  
OFFSITE SUPPORT AND ASSISTANCE

NUMBER EP OR-1  
REVISION 3  
DATE 11/28/83  
PAGE 1 OF 4

IMPORTANT  
TO  
SAFETY

APPROVED

*R. C. Thompson*  
PLANT MANAGER

12-13-83  
DATE

## SCOPE

This procedure provides a functional list of non-PGandE organizations which are available for emergency response support and assistance. Telephone numbers are provided which are to be used for initial notification of the need for emergency support. Organizations required to be notified of an emergency are addressed in the procedures referenced below or in the procedure dealing with the type of event. This procedure and changes thereto requires PSRC review.

## GENERAL

1. Requests for support or assistance from non-company organizations should be specific concerning the nature of the support or assistance requested, the location where needed and when it is needed. Requests may be made to mobilize support on a standby basis.
2. All initial request for support shall be approved by the Site Emergency Coordinator or the Recovery Manager at the EOF. Subsequent requests shall receive the same approval if they require additional resources. Requests for assistance from organizations supporting San Luis Obispo County also require County Emergency Services Director approval prior to making the request.
3. Emergency response organizations are listed in Appendix 1 under the following functional titles:

Radiological Emergency Protective Actions  
Medical Emergency  
Fire Emergency  
Health Physics/Assessment Support  
Plant Operation/Repair Support  
Offsite Emergency Response Support

Law enforcement emergency contact means are addressed in the appropriate security procedures.

DIABLO CANYON POWER PLANT UNIT NO(S) 1 AND 2

NUMBER EP OR-1  
REVISION 3  
DATE 11/28/83  
PAGE 3 OF 4

TITLE: OFFSITE SUPPORT AND ASSISTANCE

## APPENDIX 1

### OFFSITE SUPPORT AND ASSISTANCE CONTACT LIST

#### I. Radiological Emergency Protection Actions

The organizations listed in Table 1 under this heading provide support to the San Luis Obispo County Emergency Organization in implementing protective actions for the general public.

All support requests from these organizations should be coordinated with San Luis Obispo County. Direct requests for support would not ordinarily be required, but exceptions to this may be necessary in the event of an initial notification to San Luis Obispo County requiring immediate protective actions in the low population zone (6 mile radius) or beyond in the affected sectors.

#### II. Medical Emergency

The organizations listed in Table 1 under this heading provide assistance in the transportation or treatment of persons injured and contaminated with radioactive material, and/or overexposed to radiation or radioactive materials. Persons so injured will normally be treated at French Hospital in San Luis Obispo, however, Saint Francis Memorial Hospital is also available should the need for additional hospital services arise.

#### III. Fire Emergency

The organizations listed in Table 1 under this heading provide backup fire fighting support to the California Department of Forestry (CDF), in the site area. Assistance is coordinated through CDF in all cases.

#### IV. Health Physics/Assessment Support


The organizations listed in Table 1 under this heading provide assistance in on or offsite monitoring, radiation protection or radiological accident assessment. Requests for assistance are coordinated through the Emergency Radiological Advisor for onsite or near site activities and with San Luis Obispo County for offsite activity.

PACIFIC GAS AND ELECTRIC COMPANY  
DEPARTMENT OF NUCLEAR PLANT OPERATIONS  
DIABLO CANYON POWER PLANT UNIT NOS. 1 AND 2

TABLE 1  
OFFSITE EMERGENCY SUPPORT ORGANIZATION  
PHONE LIST

<u>Organization</u>	<u>Function(s)</u>	<u>Location(s)</u>	<u>Phone Number(s)</u>
---------------------	--------------------	--------------------	------------------------

I. Radiological Emergency Protective Actions

US Coast Guard	1) Clear craft from water near DCPD	Rescue Coordination Center	
	2) Shipboard radiological monitoring	San Francisco or Monterey Operation	
	3) Vessel decontamination		
State Department of Parks & Recreation	Protective actions in State Parks & Beaches: Montana De Oro	San Luis Obispo Headquarters	
	Avila State Beach	Hearst Castle	
	Pismo State Beach		
	Morro Bay State Park	Pismo Ranger Station	
	Atascadero State Beach		
State Department of Public Health-Radiological Health Section	Ingestion pathway monitoring coordination and food stuff interdiction as required.	744 "P" St. Sacramento, CA	

II. Medical Emergency (See procedures M-1 and R-1 also)



San Luis Ambulance Service, Inc.	Onsite ambulance service.	358 Santa Rosa San Luis Obispo	
California Air National Guard	Medivac	Hunter Liggett	
Aris Helicopter Service	Medivac from Santa Maria Airport (under PGandE contract)	Santa Maria	
Air Ambulance, Inc.	Air Transportation (fixed wing or helicopter) from site or airport under PGandE contract.	701 Skyway San Carlos, CA	

TABLE 1 CONTINUED

<u>Organization</u>	<u>Function(s)</u>	<u>Location(s)</u>	<u>Phone Number(s)</u>
---------------------	--------------------	--------------------	------------------------

IV. Health Physics/Assessment SupportOnsite

Nuclear Regulatory Commission Region V	1) Onsite assessment	1450 Maria Lane	
	2) Coordinate federal technical response	Suite 260 Walnut Creek, CA	
	3) Develop protective action recommendations.	Incident Response Center	
	4) Radiological monitoring		
Sacramento Municipal Utility District	Chemical-Radiation assistants and equipment.	Rancho Seco Heald, CA Control Room	
Southern California Edison	Health Physics technicians and equipment.	San Onofre San Clemente, CA	

Offsite


Department of Energy	1) Federal offsite monitoring and assessment coordination.	San Francisco Operations Office-Region 7 7333 Broadway Oakland, CA	
	2) Coordination of Federal response (IREP Coordination).		
		Nevada Operations Office Las Vegas, Nevada	
Environmental Protection Agency	Complete radiological monitoring and assessment assistance.	Dave Duncan, Regional Radiation Representative, Region IX, San Francisco  Wayne Bliss, Director of Office of Radiation Programs, Las Vegas Facility	

TABLE 1 CONTINUED

<u>Organization</u>	<u>Function(s)</u>	<u>Location(s)</u>	<u>Phone Number(s)</u>
---------------------	--------------------	--------------------	------------------------

V. Plant Operation/Repair Support

Westinghouse Electric Company	Technical, onsite or materials assistance or reactor systems or components.	Monroeville Nuclear Center	
----------------------------------	--	-------------------------------	--

NOTIFY ONLY IF TECHNICAL, ONSITE OR MATERIALS ASSISTANCE ON REACTOR SYSTEMS IS  
NEEDED PROVIDE PLANT EMERGENCY NUMBER [REDACTED] FOR REPLY. NOTIFY ONE  
WESTINGHOUSE CONTACT ONLY USING THE BELOW LIST IN THE ORDER SHOWN.

TITLE	NAME	OFFICE/HOME/HOME HOT LINE
-------	------	---------------------------

1. SITE SERVICES MANAGER	RON BUCHHOLZ	[REDACTED]
--------------------------	--------------	------------

NOTE: UNLESS OTHERWISE  
INDICATED ALL THE BELOW  
NUMBERS ARE IN AREA CODE  
412.

2. OPERATING PLANT RESIDUAL MANAGER	GIL KUBANSEK	[REDACTED]
--	--------------	------------

1st ALTERNATE	DAVE CAMPBELL
---------------	---------------

2nd ALTERNATE	JIM REA
---------------	---------

3. SERVICE RESPONSE MANAGER	TOM HITLO
-----------------------------	-----------

1st ALTERNATE	BOB STOKES
---------------	------------

2nd ALTERNATE	JOE LEBLENG
---------------	-------------

4. EMERGENCY RESPONSE DIRECTOR	TOM ANDERSON
-----------------------------------	--------------

5. EMERGENCY RESPONSE DEPUTY DIRECTOR	RON LEHR
--	----------

6. EMERGENCY NEWS COMMUNICATIONS	MIKE MANGAN
-------------------------------------	-------------

NOTE: Unless indicated otherwise, all phone numbers are area code 412. Where  
an area code other than 412 is shown, it applies to the office, home,  
and HHL numbers.



TABLE 1 CONTINUED

<u>Organization</u>	<u>Function(s)</u>	<u>Location(s)</u>	<u>Phone Number(s)</u>
---------------------	--------------------	--------------------	------------------------

VI. Offsite Emergency Response SupportTransportation

California Highway Patrol	1) Fixed wing or helicopter for transportation of essential personnel. 2) Escort of priority vehicles.	Golden Gate Div. 455 8th Street San Francisco	
---------------------------	---	---	--

State Parks and Recreation Department	San Luis Obispo Area	S.L.O. H.Q. Hearst Castle	
---------------------------------------	----------------------	------------------------------	--

Ken Huddlescon  
Emergency Coordinator

24 Hour  
Dispatcher  
Pismo Beach  
(Ranger Station)

TABLE 1 CONTINUED

<u>Organization</u>	<u>Function(s)</u>	<u>Location(s)</u>	<u>Phone Number(s)</u>
<u>Public Alerting and Care</u>			
American Nuclear Insurers (ANI)	Emergency assistance funding of the public for emergency response expenses from an extraordinary nuclear occurrence. Assistance is coordinated through CIRC, Corporate Liaison Coordinator.	270 Farmington Ave. Farmington, Conn.	
American Red Cross	Primary operator of care and feeding facilities in support of SLO County.	1216 Morro San Luis Obispo	
Emergency Broadcast Stations	Primary stations for providing emergency public information in support of SLO County.	KVEC 820 Walnut San Luis Obispo	
		KSLY 2895 S. Higuera San Luis Obispo	
		KATY 1146 Monterey San Luis Obispo	

OG-2

Nuclear Plant Operations  
59-10709 10/83

# DIABLO CANYON POWER PLANT PROCEDURE ON-THE-SPOT CHANGE

Procedure No. EP RB-7 Rev 2 Unit No. 1 ☐ 2 ☐ 1 & 2 ☒

Title Emergency On-site Radiological Environmental Monitoring

Type of Change ☒ PERMANENT (green) ☐ TEMPORARY (yellow); Expiration Date \_\_\_\_\_

Requesting Department Support Services Division Originator TW Pelliser

Proposed Change: (Does this alter the intent of original procedure?) ☐ Yes ☒ No

(Does it constitute an unreviewed safety/environmental question?) ☐ YES ☒ NO

p. 2 7. a. and b. — change dpm 100 cm<sup>2</sup>  
to dpm/100 cm<sup>2</sup> everywhere  
shown (three places).

Reason for Change: Typographical error.

Authorizations:

[Signature]  
(Plant Management Staff)

W B Kayser  
(Plant Management Staff w/ SRO License)

Date

12-16-83

Immediate distribution to the Control Room and/or affected work areas required? ☐ YES ☒ NO

Initial Distribution By: \_\_\_\_\_

Distributed to: ☐ Control Room ☐ Others \_\_\_\_\_

Date Received by Document Control 12-19-83

PSRC Review and Plant Manager's approval no later than 12-30-83 Date above + plus 14 days

Review Date \_\_\_\_\_

PSRC recommends approval ☐ Yes ☐ No

Plant Manager's Approval

☐ N/A

Meeting Number ☐ ☐ - ☐ ☐ ☐ ☐

Follow-up To Rejected On-the-Spot Change ☐ Additional Information ☐

Action Taken/Remarks:

DISTRIBUTION:

☐ Same as Original  
Procedure Distribution

☐ Others \_\_\_\_\_

Please see additional sheet



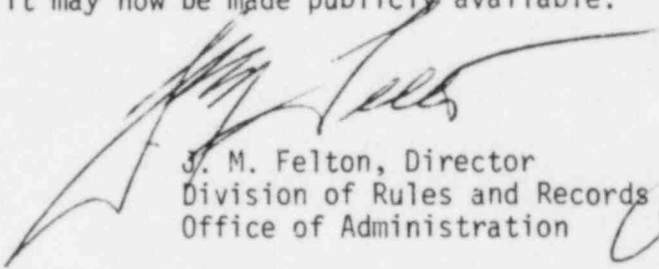
UNITED STATES  
NUCLEAR REGULATORY COMMISSION  
WASHINGTON, D. C. 20555

March 22, 1984

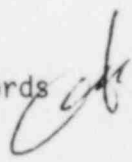
50-275/323 Diablo Canyon

MEMORANDUM FOR: Chief, Document Management Branch, TIDC  
FROM: Director, Division of Rules and Records, ADM  
SUBJECT: REVIEW OF UTILITY EMERGENCY PLAN DOCUMENTATION

The Division of Rules and Records has reviewed the attached document and has determined that it may now be made publicly available.



J. M. Felton, Director  
Division of Rules and Records  
Office of Administration



Attachment: As stated

# COPY

## PACIFIC GAS AND ELECTRIC COMPANY

PG&E



77 BEALE STREET, SAN FRANCISCO, CALIFORNIA 94106

TELEPHONE (415) 781-4211

January 5, 1984

PGandE Letter No.: DCL-84-006

Mr. John B. Martin, Regional Administrator  
U. S. Nuclear Regulatory Commission, Region V  
1450 Maria Lane, Suite 210  
Walnut Creek, CA 94596-5368

Re: Docket No. 50-275, OL-DPR-76  
Docket No. 50-323  
Diablo Canyon Units 1 and 2  
Emergency Plan Implementing Procedures Updates

Dear Mr. Martin:

In accordance with Section V, "Implementing Procedures," of 10 CFR 50, Appendix E, PGandE is submitting one copy of the updates to the detailed Implementing Procedures for the Diablo Canyon Power Plant Units 1 and 2 Emergency Plan as listed in Attachment 1. Concurrently, two copies of each update are being submitted to the Document Control Desk.

Some of the updates contain privacy/proprietary information. This privacy/proprietary information has been bracketed in accordance with NRC Generic Letter 81-27 and is identified in Attachment 2.

Kindly acknowledge receipt of the above material on the enclosed copy of this letter and return it in the enclosed addressed envelope.

Sincerely,

J. O. Schuyler

Enclosures

cc w/enc: R. Fish, NRC (Region V)  
Document Control Desk (2) ✓  
Service List

cc w/o enc: G. W. Knighton

X005  
1/1

0401090499 840105  
CP ADDCK 05000275