




ARKANSAS POWER & LIGHT COMPANY  
POST OFFICE BOX 551 LITTLE ROCK, ARKANSAS 72203 (501) 371-4000

December 31, 1982

2CAN128218

Mr. John T. Collins  
Regional Administrator  
U. S. Nuclear Regulatory Commission  
Region IV  
611 Ryan Plaza Drive, Suite 1000  
Arlington, TX 76011



SUBJECT: Arkansas Nuclear One - Unit 2  
Docket No. 50-368  
License No. NPF-6  
Report Required by IE Bulletin 82-02,  
Action Item 4

Gentlemen:

The following information is provided to satisfy the requirements of IE Bulletin 82-02, "Degradation of Threaded Fasteners in the Reactor Coolant Pressure Boundary of PWR Plants," Action Item 4, for ANO-2.

Item 4.a.: "A statement that Action Item 1 has been completed."

Response: Procedure 1402.130, "Reactor Coolant Pressure Boundary Threaded Fastener Practices," has been implemented as required by Action Item 1. A copy of this procedure is attached to each job order that involves breaching a reactor coolant pressure boundary as discussed in our letter to NRC dated November 8, 1982, (ØCAN1182Ø9).

Item 4.b.: "Identification of the specific connections examined as required by Action Item 2."

Response: In our letter to NRC dated November 8, 1982, ØCAN1182Ø9, a listing of the leaks that have occurred on bolted closures (addressed by IEB 82-02) throughout commercial operation of ANO-1 & 2 were provided. Among the leaks listed was an ANO-2 "B" Steam Generator Primary Manway leak. The threaded fasteners associated with this bolted closure and other bolted closures were inspected during the recent ANO-2 refueling outage. A list of bolted closures for which a threaded fastener inspection was performed is given below:

8302030520 821231  
PDR ADOCK 05000328  
G PDR

IEH

2PSV-4633	Pressurizer Relief Inlet Flange
2PSV-4634	Pressurizer Relief Inlet Flange
2E24A	Steam Generator Hotleg Manway
2E24A	Steam Generator Coldleg Manway
2E24B	Steam Generator Hotleg Manway
2E24B	Steam Generator Coldleg Manway
2P32B	Reactor Coolant Pump Seal Flange
ANO-2	Reactor Vessel Head

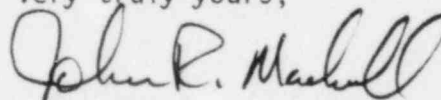
Each fastener was removed, cleaned and inspected per IWA-2210 and IWA-2220 of ASME Code Section XI.

Item 4.c.: "The results of the examinations performed on the threaded fasteners as required by Action Item 2. If no degradation was observed for a particular connection, a statement to that effect, identification of the connection and whether the fasteners were examined in place or removed is all that is required. If degradation was observed, the report should provide detailed information."

Response: All of the threaded fasteners inspected were found satisfactory except for three studs and one nut on the "A" Steam Generator Hotleg Manway which were rejected by visual examination due to heavy pitting on the studs and a gouge on the nut. One cap screw on the "B" Reactor Coolant Pump Seal Flange was rejected by magnetic particle examination due to a linear indication. One additional stud on the "A" Steam Generator Hotleg Manway was found to have heavy pitting, but the stud was not pitted enough to warrant rejection. No indication of stress-corrosion cracking was found on any of the threaded fasteners inspected. All of the rejected threaded fasteners were replaced by satisfactory fasteners.

This completes our response to IE Bulletin 82-02, Action Item 4, for ANO-2.

Very truly yours,



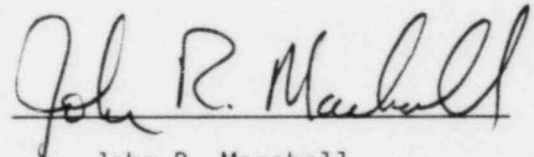
John R. Marshall  
Manager, Licensing

JRM:JK:s1

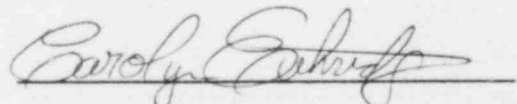
STATE OF ARKANSAS )  
COUNTY OF PULASKI )

SS

I, John R. Marshall, being duly sworn, subscribe to and say that I am Manager, Licensing for Arkansas Power & Light Company; that I have full authority to execute this oath; that I have read the document numbered 2CAN128218 and know the contents thereof; and that to the best of my knowledge, information and belief the statements in it are true.

  
John R. Marshall

SUBSCRIBED AND SWORN TO before me, a Notary Public in and for the County and State above named, this 31<sup>st</sup> day of December, 1982.

  
Notary Public

My Commission Expires:

4-1-85