

STONE AND WEBSTER MICHIGAN, INC.  
P.O. BOX 1963, MIDLAND, MICHIGAN 48640

DATE	2-2-84
J. O. NO.	14509
P. O. NO.	N/A
LTR. NO.	SWOC-84-023
REF.	N/A

PRINCIPAL STAFF	
✓	PPRP
✓	IDE
✓	DRMSP
✓	DRMA
✓	SCS
✓	ML
✓	RT18

orig + 3

VIA

TO D. L. QUAMME, COCo Midland (site)

DEAR SIRs:

THE FOLLOWING ARE ☐ ATTACHED ☐ SENT SEPARATELY:

COPIES	PRINTS	REPRODUCIBLES	MICROFILM APERTURE CARDS
<input type="checkbox"/> DRAWINGS	<input type="checkbox"/> SPECIFICATIONS	<input type="checkbox"/> NOTES OF CONFERENCE	
<input type="checkbox"/> DOCUMENTS			

STATUS		PLEASE NOTE		SENT FOR YOUR	
<input type="checkbox"/> FINAL	<input checked="" type="checkbox"/> APPROVED	<input type="checkbox"/> REVISIONS	<input type="checkbox"/> OMISSIONS	<input type="checkbox"/> APPROVAL	<input type="checkbox"/> COMMENT
<input type="checkbox"/> PRELIMINARY	<input type="checkbox"/> APPROVED AS REVISED AS DEFINED IN SPECIFICATION	<input type="checkbox"/> ADDITIONS	<input type="checkbox"/> CORRECTIONS	<input type="checkbox"/> USE	<input type="checkbox"/> INFORMATION
<input type="checkbox"/> NO COMMENT	<input type="checkbox"/> UNACCEPTABLE	<input type="checkbox"/> COMMENTS	<input type="checkbox"/>	<input checked="" type="checkbox"/> FILES	<input type="checkbox"/> CONCURRENCE
<input type="checkbox"/> SUGGESTIONS AS NOTED	<input checked="" type="checkbox"/> CLOSED				


YOUR ATTENTION IS DIRECTED TO THE FOLLOWING:

RELEASED FOR: <input type="checkbox"/> FABRICATION <input type="checkbox"/> PURCHASE OF NECESSARY MATERIALS	
<input type="checkbox"/> PLEASE REVISE AND SUBMIT	PRINTS _____ REPRODUCIBLES _____ MICROFILM APERTURE CARDS _____
<input type="checkbox"/> PLEASE SUBMIT	PRINTS _____ REPRODUCIBLES _____ MICROFILM APERTURE CARDS OF <input type="checkbox"/> DOCUMENTS <input type="checkbox"/> DRAWINGS <input type="checkbox"/> SHOP DETAIL
<input type="checkbox"/> PLEASE RETURN ONE COPY EACH OF THIS MATERIAL BEARING YOUR APPROVAL OR COMMENTS.	
<input type="checkbox"/> PLEASE ACKNOWLEDGE RECEIPT OF THIS MATERIAL BY SIGNING AND RETURNING THE ENCLOSED COPY OF THIS FORM.	
<input type="checkbox"/> WE TRUST THAT THESE NOTES ARE IN ACCORDANCE WITH YOUR UNDERSTANDING. IF NOT, PLEASE ADVISE US.	

IMPORTANT SHOULD ANY REVISION TO DOCUMENTS OR DRAWINGS RETURNED HEREWITH INVOLVE A PRICE INCREASE, THE SUPPLIER MUST NOTIFY STONE & WEBSTER PURCHASING DEPARTMENT WITHIN TEN (10) DAYS EVEN THOUGH A DEFINITE ESTIMATE CANNOT BE GIVEN AT THE TIME. OTHERWISE, THE PURCHASER WILL CONSIDER THE REVISIONS MADE WITHOUT COST.

The following closed CIO NIR(s) is (are) forwarded for your information:

007  
013

  
J. E. Karr  
CIO Program Manager

cc: JGKeppler, US NRC  
JJHarrison, US NRC  
RJCook, US NRC  
RAWells, CPCo  
CIO Site File

8402130473 840202  
PDR ADOCK 05000329  
S PDR

180/0/1  
FEB 8 1984

STONE AND WEBSTER ENGINEERING CORPORATION  
NONCONFORMANCE IDENTIFICATION REPORT

QCI 15.01  
Attachment 4.1  
Revision 2  
Page 1 of 2

DATE OF NONCONFORMANCE: November 7, 1983		NIR NUMBER 007
<u>IDENTIFICATION/LOCATION OF ITEMS:</u>		
<p>DESCRIPTION OF NONCONFORMANCE:</p> <p>During the review of 834 non-manual Construction Training Records, two areas of discrepancies were observed which were not in compliance with the requirements of FPG-2.000 Rev. 5, "Training of Construction Personnel." (The following Teams were evaluated #24, Field Procurement, Sub Contractors, Managements, F.E. Staff, and CGSO.</p> <p>(See attached for descriptions fo Discrepancies)</p>		
<u>Walter H. Sienkiewicz</u> INITIATOR		PROGRAM MGR <u>Lu Bussano</u>
DATE <u>NOVEMBER 7, 1983</u>		DATE <u>November 7, 1983</u>
CORRECTIVE ACTION BY: <u>CPCo</u>		
IDENTIFY ORGANIZATION TAKING CORRECTIVE ACTION		
<p>Five sampling inspections of the Construction Training Records reflecting members of the Teams described above have been performed to date. Records were found to be in compliance with FPG-2.000 Rev. 6 and were considered to be satisfactory. Reference completed checklists MP-MIS-034E-0028; 0029; 0030; 0031 and 0033.</p>		
VERIFICATION SAT <input checked="" type="checkbox"/> UNSAT		NEW NIR#
INITIATOR <u>Walter H. Sienkiewicz</u>		PROGRAM MGR <u>J. E. [Signature]</u>
DATE <u>2-2-84</u>		DATE <u>2-2-84</u>
REMARKS		

NIR 007

- 1) Course Rosters Attachment D to FPG-2000 exhibited one or more of the following discrepancies.

<u>BLOCK NO.</u>	<u>ENTRY REQUIRED</u>	<u>ENTRY RECORDED</u>
1	CCP	DWG. No. Fig. No. Course No.
2	(a) Name of lesson (b) Procedures (c) Revision	Either a, b, or c missing
6	Location of Session	Bechtel

In addition some entries  
were left blank

- 2) In addition to these violations, inconsistencies were noted in 6 areas:

(1) Modification to records, some lined through, signed and dated and others simply lined through. (2) Some entries on course register are completed using pencil while most are in ink. (3) Difficulty is experienced in determining the accuracy of records where attendance at a course carries credit for several others. (4) Some entries carried the revision number to procedures and some omitted the revision. (5) Proper "Course Roster Form" as listed in Procedure FPG-2.000 were not utilized. (6) Some courses on Rosters contain information not identical to matrix listing.

It is recommended that the disposition to this NIR include a commitment to verify training records of each individual prior to status assessment assignment.

STONE AND WEBSTER ENGINEERING CORPORATION  
NONCONFORMANCE IDENTIFICATION REPORT

DATE OF NONCONFORMANCE: 1-25-84

NIR NUMBER 013

IDENTIFICATION/LOCATION OF ITEMS:

Review of Electrical FCRs and FCNs/Document Control

DESCRIPTION OF NONCONFORMANCE:

During the review of Electrical FCR/FCN there were eight discrepancies found that are not in accordance with FID 2.400, Rev. 3.

- 1) FCN E-997 Sheet No. of affected drawing in Block "C" is missing (Attachment 1).
- 2) FCN E-1052 & E-1657 Block "A" addressed one drawing. Resolution Sheet addresses more than one drawing (Attachments 2 & 3).
- 3) FCN E-1647 & E-2003 Block "A" was left blank (Attachments 4 & 5).
- 4) FCN E-1951 Corrections were made on Resolution Sheet without MPQAD's concurrence (Attachment 6).
- 5) FCN E-7689 Block "A" plus Block "B" did not equal Block "C" (Attachment 7).
- 6) FCN E-8810 Reviewed By Block on Resolution Sheet was left blank (Attachment 8).

Rich Scallan  
INITIATOR

PROGRAM MGR

DATE 1-25-84

DATE

1-26-84

CORRECTIVE ACTION BY:

MPQAD

IDENTIFY ORGANIZATION TAKING CORRECTIVE ACTION

CONSUMERS POWER COMPANY TRANSMITTAL  
NUMBER CSC-7747 DATED 1-27-84 WILL  
SATISFACTORILY CLOSE THIS NIR NO. 013. SEE  
ATTACHED RESPONSE

VERIFICATION SAT ☒ UNSAT

NEW NIR#

CONCURRENCE

INITIATOR Rich Scallan

PROGRAM MGR

DATE 2-3-84

DATE

DATE

2-2-84

REMARKS





# FIELD CHANGE NOTICE

PAGE 1 OF 1

FCN NO.

E No 997

JOB NO. 7220	DRAWING NO. E-42(Q)	SHEET NO. 999A	REV SYM. 41	Q ITEM YES <input checked="" type="checkbox"/> NO <input type="checkbox"/>	TITLE OF DWG CONDUIT & TRAY NOTES, SYMBOLS & DETAILS
-----------------	------------------------	-------------------	----------------	--	--

CHANGE PROPOSED FCN <input checked="" type="checkbox"/>	PREPARED BY AND DATE D.M. HENRICKS 7/30/79	CHANGE APPROVED YES <input checked="" type="checkbox"/> NO <input type="checkbox"/>	PFE SIGNATURE AND DATE L. J. Allen 7-31-79	DISPOSITION OF FCN REQUIRED BY DATE
--	---	--	---	---

REASON FOR CHANGE NO PLACE WITHIN 10'-0" TO ATTACH  
TRANSVERSE BRACE

NIR 013  
ATTACHMENT 1  
SHEET 1 of 1

EXISTING CONDITION TYPE 24A REQUIRES P1001 OR P5501  
AS TRANSVERSE BRACE & MAX LENGTH 10'-0" LONG.

## DESCRIPTION OF CHANGE

USE P1001A3 AS TRANSVERSE BRACE APPROX.  
11'-0" LONG. ALLOW  $\pm 5^\circ$  VERTICAL TOLERANCE  
ATTACH 1 1/2" CONDUIT 2AG086 TO TRANSVERSE  
BRACE WITHIN 4" OF  $\phi$  CONDUIT AND EDGE OF  
TUBE STEEL. SUPPORT LOCATED APPROX 305' AT  
ABOUT EL. 624'-0" IN REACTOR BLDG. UNIT 2.

RESIDENT ENGRS  
COMMENT H.C.

OTHER DWGS OR SPECS AFFECTED	CIVIL N/A	ELECTRICAL N/A	INSTRUMENTATION N/A	MECHANICAL N/A	PIPING N/A	WELDING OR OTHERS N/A
CHECKED BY FIELD LDE	N/A	BM	N/A	N/A	N/A	N/A
CHECKED BY PE GR SUPV						

APPROVED YES <input checked="" type="checkbox"/> NO <input type="checkbox"/>	PROJECT ENGINEER SIGNATURE AND DATE RR Basinski/LHC 8-31-79
--	--

REMARKS This will be incorporated into E-42(Q) as support  
No. 1330. H. GULBERT 8-14-79  
J. Alexander 8-28-79

# FCN RESOLUTION SHEET

NIR 013  
ATTACHMENT 2  
SHEET 1 of 2

AREA BOP

FCN E-1052

PROBLEM: DOCUMENTS WERE INDICATED IN THE PRIMARY DWG OR "SPEC" BOX OR THE "OTHER DWGS OR SPEC'S AFFECTED" BOX AND WERE INDICATED BY PROJECT ENGINEERING AS NOT REQUIRING INCORPORATION OR REVISION

POTENTIAL IMPACT STATEMENT (☒ YES ☐ NO) NO POTENTIAL FOR MISINSTALLATION EXISTS. THE FCN WAS ATTACHED TO MORE DWG(S) THAN REQUIRED PER THE REMARKS SECTION. THE FCN WAS FOR A UNIQUE INSTALLATION ONLY AS IDENTIFIED IN THE BODY OF THE FCN

## CORRECTIVE ACTION:

☒ NONE  
11/13/83  
☒ CORRECT DISTRIBUTION  
  
☐ INITIATE CORRECT FCN  
  
☐ PLACE FCN ON HOLD  
  
☐ WRITE NCR  
  
☐ INVESTIGATE FURTHER

REMOVE FCN FROM THE FOLLOWING DRAWING DISTRIBUTION LIST  
E-92(W)

FCN HAS BEEN RETIRED FROM E-92(P)  
REF. FCN  
THIS IS A ONE TIME DEVIATION

RE CONTACT

Wane 11/14/83

PREPARED BY: Stan Brown 11/13/83 FE  
DATE

CORRECTIVE ACTION COMPLETE

REVIEWED BY: Wane 11/14/83 LEAD  
DATE

DATE

MPQAD Accept  
of Proposed C/A

By George S. [Signature] 11-16-83

VERIFIED BY



# FIELD CHANGE NOTICE

JOC  
8-1-79

PAGE 1 OF 1

FCN NO.

E N° 1052

JOB NO. 7220	DRAWING NO. E-42 (Q)	SHEET NO. —	REV SYM. 41	Q ITEM YES <input checked="" type="checkbox"/> NO <input type="checkbox"/>	TITLE OF DWG CONDUIT TRAY NOTES, SYMBOLS & DETAILS
CHANGE PROPOSED FCN <input checked="" type="checkbox"/>	PREPARED BY AND DATE Joe Clinton 8/1/79	CHANGE APPROVED YES <input checked="" type="checkbox"/> NO <input type="checkbox"/>	PFE SIGNATURE AND DATE L. J. Lee 8-3-79		DISPOSITION OF BY DATE

REASON FOR CHANGE

SPACE LIMITATIONS

NIR 013  
ATTACHMENT 2  
SHEET 2 of 2

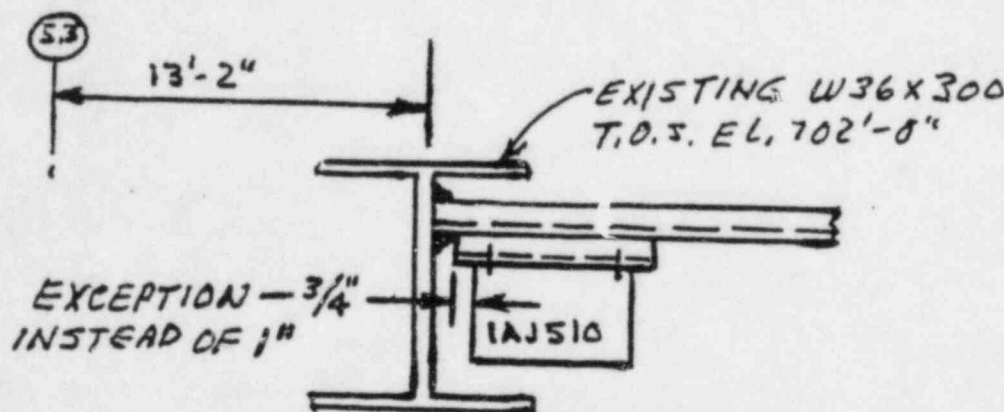
EXISTING CONDITION

BOX 1AJS10 REQUIRES A SUPPORT

RETIRED

DOCUMENT REVISION  
NOT REQUIREDSigned L. J. Lee Date 8-21-79

DESCRIPTION OF CHANGE

TYPE 22 JUNCTION BOX SUPPORT WITH  
EXCEPTION AS SHOWNEL. LOOKING NORTH, 2 FEET  
NORTH OF K LINE

OTHER DWGS OR SPECS AFFECTED	CIVIL N/A	ELECTRICAL N/A	INSTRUMENTATION N/A	MECHANICAL N/A	PIPING N/A	WELDING OR OTHERS N/A
CHECKED BY FIELD LDE	N/A	Ban	N/A	N/A	N/A	N/A
CHECKED BY PE GR SUPV		A. Passeridee				

FCR ☐

APPROVED

YES ☒NO ☐

PROJECT ENGINEER SIGNATURE AND DATE

R. F. Schmitt  
10/9/79

REMARKS

NO DRAWING INCORPORATION REQUIRED

Joe Clinton (9-13-79)



# FCN RESOLUTION SHEET

NIR 013  
ATTACHMENT 3  
SHEET 1 of 2

AREA BOP

FCN E-1657

PROBLEM: DOCUMENTS WERE INDICATED IN THE PRIMARY DWG OR "SPEC" BOX OR THE "OTHER DWGS OR SPEC'S AFFECTED" BOX AND WERE INDICATED BY PROJECT ENGINEERING AS NOT REQUIRING INCORPORATION OR REVISION

POTENTIAL IMPACT STATEMENT (YES/NO) (NO) NO POTENTIAL FOR MISINSTALLATION EXISTS. THE FCN WAS ATTACHED TO MORE DWG(S) THAN REQUIRED PER THE REMARKS SECTION. THE FCN WAS FOR A UNIQUE INSTALLATION ONLY AS IDENTIFIED IN THE BODY OF THE FCN

## CORRECTIVE ACTION:

NONE

☒ CORRECT DISTRIBUTION

INITIATE CORRECT FCN

PLACE FCN ON HOLD

WRITE NCR

INVESTIGATE FURTHER

REMOVE FCN FROM THE FOLLOWING DRAWING DISTRIBUTION LIST

E-644(D)

\* CLARIFICATION ONLY - THIS IS A ONE TIME DEVIATION

By 12/10/83  
12/10/83

RE CONTACT P.R. Kelley 11/14/83

MPQAD Acceptance  
of Proposed C/A

By Billy Hunter Date 1-25-84

PREPARED BY: Stan Pacey 11/13/83 FE  
DATE

CORRECTIVE ACTION COMPLETE

REVIEWED BY: W. D. Stark 11/14/83 LEAD  
DATE

W DATE

MPQAD Accept  
of Proposed C/A

By W. D. Stark Date 12/15/83

VERIFIED BY





## FIELD CHANGE NOTICE

J.A.A.

PAGE 1 OF 1

FCN NO.

12-20-79

E No 1657

JOB NO. 7220	DRAWING OR SPECIFICATION NO. E-644 (Q)	SHEET NO. 2	REV SYM. 4	Q ITEM YES <input checked="" type="checkbox"/> NO <input type="checkbox"/>	TITLE OF DWG OR SPEC CONDUIT AND TRAY PLAN, CONTROL PLAN EL. 654'-0"
CHANGE PROPOSED FCN <input checked="" type="checkbox"/>	PREPARED BY AND DATE P.P. WILLEMS 12/19/79	CHANGE APPROVED YES <input checked="" type="checkbox"/> NO <input type="checkbox"/>	PFE SIGNATURE AND DATE <i>[Signature]</i> 12-26-79	DISPOSITION OF FCN REQUIRED BY DATE N/A	

## REASON FOR CHANGE

DRAWING CALLS FOR A FITTING THAT IS NOT CARRIED IN THE WAREHOUSE.

NIR 013  
ATTACHMENT 3  
SHEET 2 of 2

## EXISTING CONDITION

ON DCN NO. 11 A PS 677 IS CALLED UP. WHICH IS NOT STOCKED IN THE WAREHOUSE.

REF. RAW #126


## DESCRIPTION OF CHANGE

MANUFACTURE A PS-~~6~~77 BY CUTTING OFF A LEG FROM A PS-613.

PS-613PS-~~6~~77

CONTROLLED  
NOT TO BE USED  
FOR CONSTRUCTION

OTHER DWGS OR SPECS AFFECTED	CIVIL N/A	ELECTRICAL N/A	INSTRUMENTATION N/A	MECHANICAL N/A	PIPING N/A	WELDING OR OTHERS N/A
CHECKED BY FIELD LDE	N/A	<i>[Signature]</i>	N/A	N/A	N/A	N/A
CHECKED BY PE GR SUPV		<i>[Signature]</i>				



APPROVED

YES ☒NO ☐

PROJECT ENGINEER SIGNATURE AND DATE

*[Signature]* 1/7/80

## REMARKS

CHANGE APPROVED - NO DRWG REVISION REQUIRED

180 1-3-80

J.A.A. 1-4-80



# FIELD CHANGE NOTICE

PAGE 1 OF 1

FCN NO.

E N<sup>o</sup> 1647

JOB NO. 7220	DRAWING QUANTITY NO. E-900	SHEET NO. —	REV SYM. 38	Q ITEM YES NO <input type="checkbox"/> <input type="checkbox"/>	TITLE OF DWG OR SPEC Connection List
CHANGE PROPOSED FCN <input checked="" type="checkbox"/>	PREPARED BY AND DATE D. Clayton Gene Quayle 12/11/79	CHANGE APPROVED YES <input type="checkbox"/> NO <input type="checkbox"/>	PFE SIGNATURE AND DATE W. T. Miller 12-13-79	DISPOSITION OF FCN REQUIRED BY DATE	

## REASON FOR CHANGE

Terminal block provided in motor operated valve 1M01903 is not compatible with field wiring change as shown on connection list

NIR 013

## EXISTING CONDITION

Terminal block provided in 1M01903 does not have terminals P1, P2, P3, K1, K2

ATTACHMENT 4

SHEET 1 of 1

The connection list wiring change says to disconnect wires from these non-existing terminals and rewire them to the rotor terminals.

## DESCRIPTION OF CHANGE


Equip 1M01903

Delete Field Wiring Change 1AB5509

Revise termination information for cable

1AB5509 B	color	term. No	wire No.
BK		TB-X	1X1
WH		Rotor 3 - TM-12	21
RD		Rotor 2 - TM-7	3R
GR		SPARE	4SP
OR		Rotor 1 TM-3	5G
BL		Rotor 2 TM-8	6
W-BK		Rotor 3 TM-9	7
R-BK		SPARE	BSP
G-BK		Rotor 1 TM-4	9

OTHER DWGS OR SPECS AFFECTED	CIVIL	ELECTRICAL	INSTRUMENTATION	MECHANICAL	PIPING	WELDING OR OTHERS
	N/A	N/A	N/A	N/A	N/A	N/A
CHECKED BY FIELD LDE	N/A	BS Bm	N/A	N/A	N/A	N/A
CHECKED BY PE GR SUPV						



APPROVED

YES ☒NO ☐

PROJECT ENGINEER SIGNATURE AND DATE

P. Griffin for L. Conner 12/21/79

## REMARKS

DWG # E-900 WILL BE REVISED TO SHOW THE CHANGE

See

## NO RESOLUTION SHEET

# FCN RESOLUTION SHEET

NIR 013  
ATTACHMENT 5  
SHEET 1 of 3

SH. 2 of 2

AREA BOP

FCN E2003

PROBLEM: SEE SHEET 1

CLARIFICATION OF CORRECTIVE ACTION STATEMENT IS REQUIRED TO  
SATISFY D.C.C. PROGRAM TO CORRECT DISTRIBUTION AND  
COMPOSIT REGISTER.

POTENTIAL IMPACT STATEMENT (2 ~~YES~~ NO) SEE SHEET 1

## CORRECTIVE ACTION:

☐ NONE

☒ CORRECT DISTRIBUTION  
(SEE SHEET 1)

☐ INITIATE CORRECT FCN

☐ PLACE FCN ON HOLD

☐ WRITE NCR

☐ INVESTIGATE FURTHER

PER A TITLE BLOCK REVIEW, FCN HAS BEEN  
INCORPORATED INTO E20 SH. 31 REV. 16  
4/8/80

RE CONTACT AS PER 11/29/83

PREPARED BY: A. Schmitt 11/28/83 DATE

CORRECTIVE ACTION COMPLETE

REVIEWED BY: Mark E. Lutz 11/28/83 DATE LEAD

DATE

MPQAD Account  
of Foreign C/A

NON-Q  
By RHH

Date 1-25-84

VERIFIED BY

# FCN RESOLUTION SHEET

NIR 013  
ATTACHMENT 5  
SHEET 2 of 3

SH.10F2

AREA BOP

FCN E-2003

PROBLEM: THE "REMARKS" SECTION, DOES NOT IDENTIFY ALL OF THE DRAWINGS LISTED IN THE "PRIMARY DWG/SPEC" AND "OTHER AFFECTED DWG/SPEC" BOXES AS REQUIRING INCORPORATION

POTENTIAL IMPACT STATEMENT (Q YES ☒ NO) THE POTENTIAL IMPACT IS THAT THE FCN WAS ATTACHED TO MORE DWG(S) THAN REQUIRED PER THE REMARKS SECTION. DRAWING LISTED IN "OTHER AFFECTED DWG'S OR SPEC'S" BLOCK WAS ONLY LISTED FOR REFERENCE. NO INCORPORATION REQUIRED.

## CORRECTIVE ACTION:

☐ NONE

☒ CORRECT DISTRIBUTION

☐ INITIATE CORRECT FCN

☐ PLACE FCN ON HOLD

☐ WRITE NCR

☐ INVESTIGATE FURTHER

FCN HAS BEEN MISAPPLIED TO THE FOLLOWING DRAWING.

E-861-2

REMOVE FROM DISTRIBUTION.

ATTACHMENT IS NOT APPLICABLE

RM 11/28/83

AW 11/29/83

RE CONTACT 11/10/87

PREPARED BY: [Signature] DATE 11/9/83

CORRECTIVE ACTION COMPLETE

REVIEWED BY: [Signature] DATE 11/9/83 LEAD

gm DATE

[Signature] 11/14/83

MPQAD Accept  
of Proposed C/A

By [Signature]

Date 1-25-84

VERIFIED BY



DC  
3/10/80

## FIELD CHANGE NOTICE

PAGE 1 OF 1  
FCN NO.  
ENR 2003

JOB NO. 7220	DRAWING OR SPECIFICATION NO. E20	SHEET NO.	REV SYM. 15	Q ITEM YES NO <input type="checkbox"/> <input type="checkbox"/>	TITLE OF DWG OR SPEC M.C.C Schedule UNIT-2
CHANGE PROPOSED FCN <input checked="" type="checkbox"/>	PREPARED BY AND DATE VERNON GARRAWAY 3/11/80 G. PFALTZ	CHANGE APPROVED YES <input checked="" type="checkbox"/> NO <input type="checkbox"/>	PFE SIGNATURE AND DATE [Signature] 3/10/80	NIR 013 ATTACHMENT 5 SHEET 3 of 3	
REASON FOR CHANGE TO REVISE DWG E20 SH 31 REV 7-TO SHOW THE CORRECT EQUIPMENT NUMBER & LOAD DESCRIPTION AT CUBICLE 2B 5712 LOCATION 3B OF M.C.C 2B 57 AS SCHEMATIC DWG E482 SH 6 REV 2					
EXISTING CONDITION DWG E20 SH 31 REV 7-DETAILS THE LOAD DESCRIPTION & EQUIPMENT NUMBER AT CUBICLE 2B 5712-LOCATION 3-B OF M.C.C 2B 57 INCORRECTLY. NOT IN ACCORDANCE WITH DWG E482-SH 6 REV 2					
DESCRIPTION OF CHANGE REVISE DWG E20 SH 31 REV 7-CUBICLE 2B 5712-LOCATION 3-B OF M.C.C 2B 57 TO SHOW LOAD DESCRIPTION & EQUIPMENT NUMBER AS IN SCHEMATIC DWG E482 SH 6 REV 2:- " Turbine BLDG Chiller 2VM-66C oil Pump 2VP-66C " UNCONTROLLED NOT TO BE USED FOR CONSTRUCTION AAO CONTACT: J. R. WILLIS					
OTHER DWGS OR SPECS AFFECTED	CIVIL N/A	ELECTRICAL E861-2	INSTRUMENTATION N/A	MECHANICAL N/A	PIPING N/A
CHECKED BY FIELD LDE	A	Bm	A	A	A
CHECKED BY PE GR SUPV	A	Thomson	A	A	A
<input type="checkbox"/> APPROVED YES <input checked="" type="checkbox"/> NO <input type="checkbox"/>				PROJECT ENGINEER SIGNATURE AND DATE R. Green for L. G. 3/12/80	
REMARKS E20 DWG WILL BE REVISED TO SHOW THE CHANGE					

# FCN RESOLUTION SHEET

NIR 013  
ATTACHMENT 6  
SHEET 1 of 1

SH2 OF 4

AREA BOP

FCN E 1951

PROBLEM: THE "REMARKS" SECTION, DOES NOT IDENTIFY ALL OF THE DRAWINGS LISTED IN THE "PRIMARY DWG./SPEC" AND "OTHER AFFECTED DWG./SPEC" BOXES AS REQUIRING INCORPORATION

POTENTIAL IMPACT STATEMENT (Q ☒ YES ☐ NO) NO POTENTIAL FOR MISINSTALLATION BECAUSE THE FCN COULD HAVE BEEN <sup>WAS met 11/9/83</sup> ATTACHED TO MORE DRAWINGS THAN REQUIRED. Project ENG'S INCORRECTLY OMITTED E-900 & E-7-140-5 FROM THE REMARKS COLUMN. met 11/9/83

## CORRECTIVE ACTION:

☒ NONE

☐ CORRECT DISTRIBUTION

☐ INITIATE CORRECT FCN

☐ PLACE FCN ON HOLD

☐ WRITE NCR

☐ INVESTIGATE FURTHER

FCN SHOULD HAVE BEEN LISTED AS REQUIRING INCORPORATION INTO E900 & E-7-140-5.

HAVE RETIRED 11/9/83 DRAWINGS HAS BEEN REMOVED PER NOTATION ON REVERSE SIDE OF FCN, THE FCN HAS BEEN REMOVED.

RE CONTACT

11/9/83

12/8/83  
SEE SHEET 1

PREPARED BY:

[Signature]

DATE 11/4/83 FE

CORRECTIVE ACTION COMPLETE

REVIEWED BY:

[Signature]

DATE 11/9/83 LEAD

DATE

MPQAD Accept  
of Proposed C/A

[Signature] 11/12/83

VERIFIED BY

[Signature]

# FIELD CHANGE NOTICE

PAGE 1 OF 1

FCN NO.

E No 7689

JOB NO. 7220	DRAWING OR SPECIFICATION NO. E-37.	SHEET NO. N/A	REV SYM. 56	Q ITEM YES <input type="checkbox"/> NO <input checked="" type="checkbox"/>	TITLE OF DWG OR SPEC <u>Electrical</u> <u>CIRCUIT SCHEDULE</u>
CHANGE PROPOSED FCN <input checked="" type="checkbox"/>	PREPARED BY AND DATE Yury Linetsky 7/25/82	CHANGE APPROVED YES <input checked="" type="checkbox"/> NO <input type="checkbox"/>	PFE SIGNATURE AND DATE <i>[Signature]</i> 7/30/82		NIR 013 ATTACHMENT 7 SHEET 1 of 1

## REASON FOR CHANGE

Electrical scheme E-131 SH. 33 rev. 4 note 3 calls for cables ING0127 <sup>BV</sup>~~AZ~~ & 2NG0127 <sup>BV</sup>~~AZ~~

## EXISTING CONDITION

cables involved:

ONPS071 BD

ING0127 <sup>BV</sup>~~AZ~~

ONPS071 AV

2NG0127 <sup>BV</sup>~~AZ~~

## DESCRIPTION OF CHANGE

Two cables (ONPS071 BD, ONPS071 AV) are being transferred to E-131 & retaged to ING0127 <sup>BV</sup>~~AZ~~, 2NG0127 <sup>BV</sup>~~AZ~~ respectively.



REFERENCE IDCN # 2557 AGAINST E-490 R.N.A.  
REFERENCE IDCN # 3065 AGAINST E-131 R.N.A.  
ANN ARBOR CONTACT: KHALID KHAN

OTHER DWGS OR SPECS AFFECTED	CIVIL N/A	ELECTRICAL N/A	INSTRUMENTATION N/A	MECHANICAL N/A	PIPING N/A	WELDING OR OTHERS N/A
CHECKED BY FIELD LDE	S	<i>[Signature]</i>	S	S	S	S
CHECKED BY PE GR SUPV		<i>[Signature]</i>				

FCR ☒

APPROVED

YES ☒

NO ☐

PROJECT ENGINEER SIGNATURE AND DATE

*[Signature]* 8/10/82  
for LH Curtis

REMARKS FCN APPROVED AS NOTED. CHANGES WILL BE INCORPORATED

INTO E-37 JS 8-6-82



# FCN RESOLUTION SHEET

NIR 013  
ATTACHMENT 8  
SHEET 1 of 1

SH. 10F2

AREA BOP

FCN E-8810

PROBLEM: DRAWINGS LISTED IN THE PRIMARY DRAWING OR SPECIFICATION BLOCK, OTHER DRAWINGS OR SPECIFICATIONS AFFECTED BLOCK AND DRAWINGS LISTED IN THE REMARKS BLOCK AS REQUIRING INCORPORATION DO NOT AGREE

POTENTIAL IMPACT STATEMENT (YES/NO) NO POTENTIAL FOR MISINSTALLATION AS "Q" WORK IS ON HOLD. THE DRAWING NOT SHOWN IN THE OTHER DRAWINGS OR SPECIFICATION'S BLOCK IS LISTED BUT NOT TIED DIRECTLY TO THE BLOCK. PER REVIEW OF FIELD DOCUMENT CONTROL REGISTER, THE FCN WAS PICKED UP AS AN ATTACHMENT TO E-696(Q)

CORRECTIVE ACTION:

☒ NONE

☐ CORRECT DISTRIBUTION

☐ INITIATE CORRECT FCN

☐ PLACE FCN ON HOLD

☐ WRITE NCR

☐ INVESTIGATE FURTHER

SH. 1C.

FCN E8810 HAS BEEN INCORPORATED INTO DOCUMENT OUTSTANDING E696(Q) SH. 1C

PDN 12/6/83 PER TITLE BLOCK  
1/17/84 REVIEW

REV 7 11/1/83 PDN 1/23/84

RE CONTACT P. Kelly 11/1/83

Robert Gierada 1/25/84

PREPARED BY: M. D. Perha / 11/6/83 FE

DATE

CORRECTIVE ACTION COMPLETE

REVIEWED BY: Robert Gierada / 1/25/84 LEAD

DATE

BO

DATE

APQAD Accept Reviewed  
of Proposed C/A By R. Gierada Date 11-13-83

VERIFIED BY



CONSUMERS POWER COMPANY  
MIDLAND ENERGY CENTER

Transmittal No: CSC-7247

Date: Friday, 1/27/84

To: Stone & Webster  
P O Box 1963  
Midland, MI 48640

Attached Is: ☐ Partial Response To  
☒ Complete Response To  
☐ For Your Information  
☐ Other

Description: NIR-013; closed out QAR RT-00024 provides complete response to this NIR.

Signature:



cc: JGKeppler, NRC Region III	w/o
JJHarrison, NRC Region III	w/o
RJCook, NRC Site	w/o
RAWells, MPQAD	w/o
BHPeck, MEC	w/o
NIReichel, MEC	w/o
DDJohnson, MEC	w/a



QUALITY ACTION REQUEST  
CONTINUATION SHEET

QAR NO.

RT 00024

DATE:

1/27/84

REV:

0

PAGE 2 OF 2

3. FCN E-1647 & E-2003 Block "A" was left blank (Attachments 4 & 5).

4. FCN E-1951 Corrections were made on Resolution Sheet without MPQAD's concurrence

Attachment 6).

5. FCN E-7689 Block "A" plus Block "B" did not equal Block "C" (Attachment 7).

6. FCN E-8810 Reviewed By Block on Resolution Sheet was left blank (Attachment 8).

BLOCK 22, CAUSE (Below listed item numbers correspond to those in block 2, deficiency)

1. Although the sheet number was not written by the Project Engineer in the "Remarks" section (Block C) of the FCN, the FCR/FCN review team did not determine this to be a problem because FID-2.400, Section 5.1.2.1 states "referencing by [PE] does not have to be an exact repetition...provided the reference is clear and acceptable to both the Engineering Review Team and MPQAD."
2. The terminology utilized in the "Problem" section of the FCN resolution sheet could be misinterpreted and lead one to believe that the FCN was misapplied on other documents. The original FCN did not state in the "remark" that the FCN was a "one time deviation" and was not to be attached for that reason.
3. The originator of the FCN had not checked the "Q Item-Yes/No" block. This was not within the scope of the FCN/FCR review per FID-2.400.
4. In accordance with Attachment 5 of FID-2.400, specific administrative corrections within the "Corrective Action" section of the resolution sheet did not need review by MPQAD.
5. The Resident Engineer (RE) comment adding several "Reference" IDCNs to Block B of the FCN was misinterpreted by the review team as being an RE request for document attachment.
6. The Lead Team Field Engineer did not sign the resolution sheet page 1 of 2, although it was signed by a Field Engineer and MPQAD. This page was a revision to a previously fully signed (Page 2 of 2) resolution sheet. The review team missed the blank.



BLOCK 23, PROPOSED CORRECTIVE ACTION (Below listed item numbers correspond to those in block 2, Deficiency)

1. Prepare and process a resolution sheet to provide additional clarification.
2. Prepare and process a supplemental resolution sheet to clarify wording on original resolution sheet.
3. None required. The revised FCR/FCN procedures provide better control over the Q-list commodity determination to prevent this type of occurrence in the future.
4. None required. MPQAD concurrence was not necessary for this allowable type of resolution clarification.
5. Prepare and process a resolution sheet per FID-2.400.
6. Obtain review and signature of a Lead Team Field Engineer.