

DUKE POWER COMPANY

P.O. BOX 33189
CHARLOTTE, N.C. 28242

HAL B. TUCKER
VICE PRESIDENT
NUCLEAR PRODUCTION

TELEPHONE
(704) 373-4531

July 25, 1983

Mr. Harold R. Denton, Director
Office of Nuclear Reactor Regulation
U. S. Nuclear Regulatory Commission
Washington, D. C. 20555

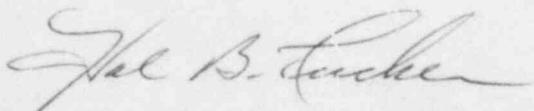
Attention: Ms. E. G. Adensam, Chief
Licensing Branch No. 4

Re: Catawba Nuclear Station
Docket Nos. 50-413 and 50-414

Dear Mr. Denton:

My letter of July 5, 1983 included a description of Catawba's Standby Shutdown System. The tables and figures which should have been included with Attachment 3 were inadvertently omitted and are transmitted herewith.

Very truly yours,



Hal B. Tucker

ROS/php

Attachment

cc: Mr. James P. O'Reilly, Regional Administrator
U. S. Nuclear Regulatory Commission
Region II
101 Marietta Street, NW, Suite 2900
Atlanta, Georgia 30303

NRC Resident Inspector
Catawba Nuclear Station

Mr. Robert Guild, Esq.
Attorney-at-Law
P. O. Box 12097
Charleston, South Carolina 29412

Palmetto Alliance
2135½ Devine Street
Columbia, South Carolina 29205

Mr. Jesse L. Riley
Carolina Environmental Study Group
854 Henley Place
Charlotte, North Carolina 28207

13001
111

8308010310 830725
PDR ADDCK 05000413
F PDR

DUKE POWER COMPANY
CATAWBA NUCLEAR STATION
ELECTRICAL ONE-LINE LIST
CNLT-1752-03.17
SMXG

Table 4.2-1

NORMAL POWER SOURCE
BUS 1SLXG
COMPT NONE

MOTOR CONTROL CENTER
SSF BLDG ELEV 594+00 COORD LOC A-2

MOTOR CTL CTR ONE-LINE DWG NO. 1
MOTOR CTL CTR DUKE BILL OF MAT'L
MOTOR CTL CTR WIRE TAB DWG NO. CNWT-1752-03.17

ALTERNATE POWER SOURCE
BUS NONE
COMPT NONE

REV	BUS	COMPT	SYS	S-CL	TRN	BLDG ELEV COORD SF	HP/FLA LRA/KW KVA	TYPE UNIT OL HTR Y-PHASE	NEMA SIZE X	-----BREAKER----- TYPE TRIP CATALOG # FRAME MAG- TRIP UNIT CONT POS POLE ELEM	AUX- CONTS STR BKR FUSE SIZE	----CABLE--- SIZE/CLASS	ONE-LINE DWG NO. VEND WIRING DIAG DUKE WIRING DIAG REMARKS	
08 06 01	SMXG	F02E	AD	NE		SSF 594+00 1.25	0.50 0.88 4.60	CFVNR 2418	1 1.0	MCP 150 15 3	50 50 IM	MCP03150	X8 1-3/C #10 C	ALJ-374-NS1A CNM 1314.02-0005 R2
08 06 01	SMXG	R03F	AD	NE		SSF 594+00 1.00	1.50 2.64 21.00	CFVNR 2429	1 1.0	MCP 150 15 3	50 50 IM	MCP03150	X8 1-3/C #10 C	ALJ-374-NS1A CNM 1314.02-0005 R2
08 06 01	SMXG	R04A	AD	NE		SSF 594+00		FDBKR	0.5	HFB 150 20 3		HFB3020	1-3/C #10 C	ALJ-374-NFCA CNM 1314.02-0016 R1
08 06 04	SMXG	R05A	CA	NE		TB 568+00 1E-32 1.00	0.13 0.44 2.10	CFVR 2411	1 1.5	MCP 150 7 3	18 18 IM	MCP0358	X7/X7 1-3/C #10 C	ALJ-374-NR1A-A CNM 1314.02-0274 R1
08 06 00	SMXG	R01F	CA	NE		TB 568 1.00	0.13 0.44 2.10	CFVR 2411	1 1.5	MCP 150 7 3	18 18 IM	MCP0358	X7/X7 1-3/C #10 C	ALJ-374-NR1A-A CNM 1314.02-0274 R1
08 06 00	SMXG	F04D	ELN	NE		SSF 594+00		FDBKR	0.5	HFB 150 50 3		HFB3050	1-3/C #6 P	ALJ-374-NFCA CNM 1314.02-0016 R1
08 06 02	SMXG	F02C	EPE	NE		AB 577+00		FDBKR	0.5	HFB 150 60 3		HFB3060	1-3/C #2 P	ALJ-374-NFCA CNM 1314.02-0016 R1
08 06 00	SMXG	R03D	EPE	NE		AB 577+00		FDBKR	0.5	HFB 150 60 3		HFB3060	1-3/C #2 P	ALJ-374-NFCA CNM 1314.02-0016 R1

REV	BUS	COMPT	SYS	S-CL	TRN	BLDG ELEV COORD SF	HP/FLA LRA/KW KVA	TYPE UNIT OL HTR Y-PHASE	NEMA SIZE X	TYPE FRAME CONT POLE	TRIP MAG- POS ELEM	CATALOG # TRIP UNIT	AUX- CONTS STR BKR FUSE SIZE	----CABLE----- SIZE/CLASS	ONE-LINE DWG NO. VEND WIRING DIAG DUKE WIRING DIAG REMARKS		
08 06 00	SMXG	F01B	ETL	NE		SSF 594+00		FDBKR		HFB 150 50 3		HFB3050		1-3/C #6 P	ALJ-374-NFCA CNM 1314.02-0016	*	*
	POWER PANELBOARD TRANSFORMER SKTG						45.00				TM					R1	
08 06 00	SMXG	F01G	ETL	NE				PTLVR						C	ALJ-374-NX0F CNM 1314.02-0085	*	*
	MAIN BUS PT LOSS OF VOLTAGE RELAY								0.5							R1	
08 06 00	SMXG	F03A	ETL	NE				IBKRN		MC 800 800 3	8000 HI IM	MC3800FM A8MC800		2-3/C-500MCM P	ALJ-374-NMPA CNM 1314.02-0095	*	*
	INCOMING BREAKER FED FROM LOAD CENTER 1SLXG								3.0							R2	
08 06 00	SMXG	R04C	ETL	NE		SSF 594+00		FDBKR		HFB 150 150 2		HFB2150		1-3/C #2/O P	ALJ-374-NFCF CNM 1314.02-0019	*	*
	LOAD CENTER BREAKER TEST STATION NO. 11								0.5		TM					R1	
08 06 00	SMXG	R01E	ETM	NE		SSF 594+00		FDBKR		HFB 150 30 3		HFB3030		1-3/C #10 C	ALJ-374-NFCA CNM 1314.02-0016	*	*
	RECEPTACLE FOR CONSTANT CURRENT BATTERY CHARGER								0.5		TM					R1	
08 06 00	SMXG	R01D	EXS	NE		SSF 594+00		FDBKR		HFB 150 100 3		HFB3100		1-3/C #2 P	ALJ-374-NFCA CNM 1314.02-0016	*	*
	WELDING FEEDER								0.5		TM					R1	
08 07 06	SMXG	F05C	ILE	NE		CV		CCNTR		HFB 150 100 3		HFB3100-A	X8 100	1-3/C #2 P	CLJ-374-PC4A-A CNM 1314.02-0252	*	*
	UNIT 1 NC SYSTEM PRESSURIZER HEATERS 28,55,&56						69.30		4.5		TM					R1	
08 07 06	SMXG	R05B	ILE	NE		CV		CCNTR		HFB 150 100 3		HFB3100-A	X8 100	1-3/C #2 P	CLJ-374-PC4A-A CNM 1314.02-0252	*	*
	UNIT 2 NC SYSTEM PRESSURIZER HEATERS 28,55,&56						69.30		4.5		TM					R1	
08 06 04	SMXG	F01C	NV	NE		CV 561+00 56/223 1.00	0.33 0.76 4.00	CFVR 2415		HFB 150 20 3		HFB3020	X7/X7 20	1-3/C #10 C	ALJ-374-PR1A CNM 1314.02-0027	*	*
	STANDBY MAKEUP PUMP DRAIN ISOL VALVE INV876								2.0		TM					R2	
															MARK NG 38,39		
08 06 01	SMXG	F04F	NV	NE		ANN 578+00 62/278 1.15	50.00 54.40 282.00	CFVNR 2531		MCP 150 100 3	625 625 IM	MCP331000	X8	1-3/C #2 P	ALJ-374-NS3A CNM 1314.02-0007	*	*
	STANDBY MAKEUP PUMP MOTOR 1								2.0							R3	

DUKE POWER COMPANY
CATAWBA NUCLEAR STATION
ELECTRICAL ONE-LINE LIST
CNLT-1752-03.17
SMXG

Table 4.2-1

REV	BUS	COMPT	SYS	S-CL	TRN	BLDG ELEV COORD SF	HP/FLA LRA/KW KVA	TYPE UNIT OL HTR Y-PHASE	NEMA SIZE X	TYPE FRAME CONT POLE	-----BREAKER----- TRIP MAG- POS ELEM	CATALOG # TRIP UNIT	AUX- CONTS STR BKR FUSE SIZE	-----CABLE----- SIZE/CLASS	ONE-LINE DWG NO. VEND WIRING DIAG DUKE WIRING DIAG REMARKS
06 04 01	SMXG	F06A	NV	NE		CV 561+00 56/223 1.00	0.67 1.84 9.52	CFVR 2424	1 2.0	HFB 150 20 3		HFB3020	X7/X7 20	1-3/C #10 C	ALJ-374-PR1A CNM 1314.02-0027 R2
		STANDBY MAKEUP PMP TO SEAL WATER LINE ISOL VALVE 1NV877									TM				
08 06 00	SMXG	F06B	NV	NE		CV 1.00	1.10* 2.10* 10.00*	CFVR 2425	1 * 2.0	HFB 150 20 3		HFB3020	X7/X7 20	1-3/C #10 C	ALJ-374-PR1A CNM 1314.02-0027 R2
		STANDBY MAKEUP PUMP DRAIN ISOL VALVE 2NV876									TM				
06 01 00	SMXG	F06C	NV	NE		CV 1.00	0.67 1.84 9.52	CFVR 2424	1 2.0	HFB 150 20 3		HFB3020	X7/X7 20	1-3/C #10 C	ALJ-374-PR1A CNM 1314.02-0027 R2
		STANDBY MAKEUP PMP TO SEAL WATER LINE ISOL VALVE 2NV877									TM				
08 06 01	SMXG	R04E	NV	NE		ANN 578+00 1.15	50.00 54.40 282.00	CFVNR 2531	3 2.0	MCP 150 100 3	625 625 IM	MCP331000	X8	1-3/C #2 P	ALJ-374-NS3A CNM 1314.02-0007 R3
		STANDBY MAKEUP PUMP MOTOR 2													
08 06 04	SMXG	R01A	VK	NE		SSF 594+00	7.00 7.50	FDBKR	0.5	HFB 150 20 3		HFB3020		1-3/C #10 P	ALJ-374-NFCA CNM 1314.02-0016 R1
		SSF HVAC ROOM HEATER SSF-EUH-3									TM				
08 06 04	SMXG	R01B	VK	NE		SSF 594+00	7.00 7.50	FDBKR	0.5	HFB 150 20 3		HFB3020		1-3/C #10 P	ALJ-374-NFCA CNM 1314.02-0016 R1
		SSF HVAC ROOM HEATER SSF-EUH-4									TM				
08 06 04	SMXG	R01C	VK	NE		SSF 594+00	20.00	FDBKR	0.5	HFB 150 30 3		HFB3030		1-3/C #10 P	ALJ-374-NFCA CNM 1314.02-0016 R1
		SSF BATTERY ROOM HEATER SSF-H-1									TM				
08 06 04	SMXG	R02A	VK	NE		SSF 594+00	7.00 7.50	FDBKR	0.5	HFB 150 20 3		HFB3020		1-3/C #10 P	ALJ-374-NFCA CNM 1314.02-0016 R1
		SSF ELECTRICAL EQUIPMENT ROOM HEATER SSF-EUH-1									TM				
08 06 04	SMXG	R02B	VK	NE		SSF 594+00	7.00 7.50	FDBKR	0.5	HFB 150 20 3		HFB3020		1-3/C #10 P	ALJ-374-NFCA CNM 1314.02-0016 R1
		SSF ELECTRICAL EQUIPMENT ROOM HEATER SSF-EUH-2									TM				
08 06 04	SMXG	R02C	VK	NE		SSF 594+00	9.00	FDBKR	0.5	HFB 150 20 3		HFB3020		1-3/C #10 P	ALJ-374-NFCA CNM 1314.02-0016 R1
		SSF CONTROL ROOM, HEATER SSF-H-2									TM				

DUKE POWER COMPANY
CATAWBA NUCLEAR STATION
ELECTRICAL ONE-LINE LIST
CNLT-1752-03.17
SMXG

Table 4.2-1

REV	BUS	COMPT	SYS	S-CL	TRN	BLDG ELEV COORD SF	HP/FLA LRA/KW KVA	TYPE UNIT OL HTR Y-PHASE	NEMA SIZE X	-----BREAKER----- TYPE TRIP FRAME MAG- CONT POS POLE ELEM	CATALOG # TRIP UNIT	AUX- CONTS STR BKR FUSE SIZE	----CABLE---- SIZE/CLASS	ONE-LINE DWG NO. VEND WIRING DIAG DUKE WIRING DIAG REMARKS
08 06 00	SMXG	R02D	VK	NE	SSF 594+00			FDBKR	0.5	HFB 150 30 3	HFB3030		1-3/C #10 P	ALJ-374-NFCA CNM 1314.02-0016 R1
		STANDBY SHUTDOWN FACILITY A/C UNIT SSF-AHS-1					17.30			TM				
08 06 04	SMXG	R02E	VK	NE	SSF 594+00		2.00 2.40	CFVNR 2427	1 1.0	MCP 150 7 3	MCP0358	X8	1-3/C #10 P	ALJ-374-NS1A CNM 1314.02-0005 R2
		SSF HVAC ROOM VENT FAN MOTOR SSF-SF-2			1.15					IM				
08 06 04	SMXG	R02F	VK	NE	SSF 594+00		2.00 2.40	CFVNR 2427	1 1.0	MCP 150 7 3	MCP0358	X8	1-3/C #10 P	ALJ-374-NS1A CNM 1314.02-0005 R2
		SSF ELECTRICAL EQUIP ROOM VENT FAN MOTOR SSF-SF-1			1.15					IM				
08 06 04	SMXG	R03A	VK	NE	SSF 594+00			FDBKR	0.5	HFB 150 20 3	HFB3020		1-3/C #10 P	ALJ-374-NFCA CNM 1314.02-0016 R1
		SSF DIESEL ROOM HEATER SSF-EUH-5					12.50			TM				
08 06 04	SMXG	R03B	VK	NE	SSF 594+00			FDBKR	0.5	HFB 150 20 3	HFB3020		1-3/C #10 P	ALJ-374-NFCA CNM 1314.02-0016 R1
		SSF DIESEL ROOM HEATER SSF-EUH-6					12.50			TM				
08 06 04	SMXG	R03E	VK	NE	SSF 594+00		0.75 1.15	CFVNR 2421	1 1.0	MCP 150 7 3	MCP0358	X8	1-3/C #10 P	ALJ-374-NS1A CNM 1314.02-0005 R2
		SSF DIESEL ROOM VENT FAN MOTOR SSF-SF-3			1.15					IM				
08 06 00	SMXG	F01A	ZZZ	NE				FDBKR	0.5	HFB 150 60 3	HFB3060			ALJ-374-NFCA CNM 1314.02-0016 R1
		SPARE 60 AMP FEEDER BREAKER								TM				
08 06 00	SMXG	F01D	ZZZ	NE				FDBKR	0.5	HFB 150 30 3	HFB3030			ALJ-374-NFCA CNM 1314.02-0016 R1
		SPARE 30 AMP FEEDER BREAKER								TM				
08 06 00	SMXG	F01E	ZZZ	NE				FDBKR	0.5	HFB 150 20 3	HFB3020			ALJ-374-NFCA CNM 1314.02-0016 R1
		SPARE 20 AMP FEEDER BREAKER								TM				
08 06 01	SMXG	F01F	ZZZ	NE				CFVR	1 1.5	MCP 150 15 3	MCP03150	X7/X7		ALJ-374-NR1A CNM 1314.02-0010 D1
		SPARE SIZE 1 CFVR STARTER								IM				

PAGE 1
1/19/83

REVISION 05

DUKF POWER COMPANY
CATAWBA NUCLEAR STATION
ELECTRICAL ONE-LINE LIST
CNLT-1752-01.15
1EMXS

MOTOR CONTROL CENTER
AB BLDG ELEV 577+00 COORD LOC BB-49

NORMAL POWER SOURCE
BUS 1EMXA
COMPT F05B

ALTERNATE POWER SOURCE
BUS SMXG
COMPT F02C

MOTOR CTL CTR ONE-LINE DWG NO. 1
MOTOR CTL CTR ONE-LINE DWG NO. 2 CN -1703-01.17
MOTOR CTL CTR DUKE BILL OF MAT'L CNBM-1752-01.15
MOTOR CTL CTR WIRE TAB DWG NO. CNWT-1752-01.15

REV	BUS	COMPT	SYS	S-CL	TRN	BLDG ELEV COORD SF	HP/FLA LRA/KW	TYPE UNIT OL HTR Y-PHASE	NEMA SIZE X	TYPE FRAME CONT POLE	TRIP MAG- POS ELEM	CATALOG # TRIP UNIT	AUX- CONTS STR BKR FUSE SIZE	---CABLE--- SIZE/CLASS	ONE-LINE DWG NO. VEND WIRING DIAG DIKE WIRING DIAG REMARKS
04 00	1EMXS F01A	EPE	1E	A				1BKRN	1.0	HFB 150 60 3		HFB3060	2A&2B	1-3/C #6 P	CN -1703-01.17 ALJ-372-NKCA CNM 1314.01-0053
NORMAL INCOMING BKR FED FROM MOTOR CTRL CENTER 1EMXA															
04 03 00	1EMXS F01B	NV	1E	A	CV 559+03 56/167 1.00	0.38 1.40 5.10	CFVR 2422	1 2.0	HFB 150 20 3		TM	HFB3020	X7/X7 20	1-3/C #10 P	CN -1703-01.17 ALJ-372-PR1A-A CNM 1314.01-0134
NC PUMPS SEAL RTN INSIDE CONT ISOL VALVE 1NV89A															
04 01 00	1EMXS F01C	NV	1E	A	ANN 1.00	0.24 1.00 3.70	CFVR 2418	1 1.5	HFB 150 20 3		TM	HFB3020	X7/X7	1-3/C #10 C	CN -1703-01.17 ALJ-372-NR1A-A CNM 1314.01-0133
FUEL TRANSFER TUBE ISOLATION VALVE 1NV865A															
04 00	1EMXS F01D	NV	1E	A	ANN 1.00	0.67 1.84 9.52	CFVR 2418	1 1.5	HFB 150 20 3		TM	HFB3020	X7/X7	1-3/C #10 C	CN -1703-01.17 ALJ-372-NR1A-A CNM 1314.01-0133
STANDBY MAKEUP PUMP DISCHARGE PEN ISOL VALVE 1NV872A															
04 00	1EMXS F02A	ND	1E	A	CV 571+03 52/184 1.00	7.20 12.00 70.00	CFVR 2445	1 2.0	HFB 150 20 3		TM	HFB3020	X7/X7 20	1-3/C #12 C	CN -1703-01.17 ALJ-372-PR1A-A CNM 1314.01-0134
ND PUMP 1B SUCTION FROM NC LOOP C VALVE 1ND37A															
05 04 02	1EMXS F02B	NC	1E	A	CV 0.76* 4.00*	0.33* 0.76* 4.00*	CFVR 2415	1 * 2.0	HFB 150 20 3		TM	HFB3020	X7/X7 20	1-3/C #10 C	CN -1703-01.17 ALJ-372-PR1A-A CNM 1314.01-0134
REACTOR VESSEL HEAD VENT VALVE 1NC250A															
04 02 01	1EMXS F02C	WL	1E	A	AB 543+00 BB-52 1.00	7.50 8.40 47.00	CFVNR 2445 FH39	1 1.0	HFB 150 20 3		TM	HFB3020	X8	1-3/C #10 C	CN -1703-01.17 ALJ-372-NS1A CNM 1314.01-0005
CA PUMP TURBINE 1 SUMP PUMP MOTOR A															
04 00	1EMXS F02D	ZZZ	1E	A			FDBKR	0.5	HFB 150 30 3		TM	HFB3030			CN -1703-01.17 ALJ-372-NFCA CNM 1314.01-0017
SPARE 30 AMP FEEDER BREAKER															

Table 4.2-2

LIST NUMBER 2B

REVISION 05

DUKE POWER COMPANY
CATAWBA NUCLEAR STATION
ELECTRICAL ONE-LINE LIST
CNLT-1752-01.15
1EMXS

QA CONDITION 1

PAGE 2
1/19/83

REV	BUS	COMPT	SYS	S-CL	TRN	BLDG ELEV COORD SF	HP/FLA LRA/KW KVA	TYPE UNIT OL HTR Y-PHASE	NEMA SIZE X	TYPE FRAME CONT POLE	TRIP MAG- POS ELEM	CATALOG # TRIP UNIT	AUX- CONTS STR BKR FUSE SIZE	CABLE SIZE/CLASS	ONE-LINE DWG NO. DUKE WIRING DIAG REMARKS
04 00	1EMXS F02E	EPE	1E	A				CFPT	0.5					C	CN -1703-01.17 ALJ-372-NXOF CNM 1314.01-0038 R3
	CONTROL POWER TRANSFORMER														
04 02 00	1EMXS F03A	EPE	1E	A				IBKRA	1.0	HFB 150 60 3		HFB3060	2A&2B	1-3/C #2 P	CN -1703-01.17 ALJ-372-NKCA CNM 1314.01-0053 R0
	ALTERNATE INCOMING BKR FED FROM MOTOR CTRL CENTER SMXG														
04 00	1EMXS F03B	ZZZ	1E	A				FDBKR	1.0	HFB 150 30 3	TM	HFB3030	30		CN -1703-01.17 ALJ-372-PFCA CNM 1314.01-0032 R1
	SPARE 30 AMP FEEDER BREAKER														
04 00	1EMXS F03C	ND	1E	A	CV 571+3 52/176 1.00	7.20 12.00 70.00	CFVR 2445	1 2.0	HFB 150 20 3			HFB3020	X7/X7 20	1-3/C #10 P	CN -1703-01.17 ALJ-372-PR1A-A CNM 1314.01-0134 D1
	ND PUMP 1A SUCTION FROM NC LOOP B VALVE 1ND2A														
05 04 02	1EMXS F03D	NC	1E	A	CV 0.76* 4.00*	0.33* 0.76* 4.00*	CFVR 2415	1 * 2.0	HFB 150 20 3			HFB3020	X7/X7 20	1-3/C #10 C	CN -1703-01.17 ALJ-372-PR1A-A CNM 1314.01-0134 D1
	REACTOR VESSEL HEAD VENT VALVE 1NC253A														
04 02 00	1EMXS F04A	SM	1E	A	DH 583+03 GG-53 1.00	1.10 2.10 10.00	CFVR 2425	1 1.5	HFB 150 20 3			HFB3020	X7/X7 20	1-3/C #10 C	ALJ-372-NR1A-A CNM 1314.01-0133 R0
	S/G 1C OUTLET HDR BLOWDOWN CONTROL VALVE 1SM75A														
04 02 00	1EMXS F04B	ZZZ	1E	A			FDBKR	0.5	HFB 150 30 3	TM		HFB3030			ALJ-372-NFCA CNM 1314.01-0017 R1
	SPARE 30 AMP FEEDER BREAKER														
04 02 00	1EMXS F04C	BB	1E	A	CV 576+00 38/358 1.00	1.80 3.60 17.00	CFVR 2432	1 2.0	HFB 150 20 3			HFB3020	X7/X7 20	1-3/C #10 C	ALJ-372-PR1A-A CNM 1314.01-0134 D1
	S/G 1D BLOWDOWN INSIDE CONT ISOL VALVE 1DB8A														
04 02 00	1EMXS F04D	BB	1E	A	CV 576+00 35/175 1.00	1.80 3.60 17.00	CFVR 2432	1 2.0	HFB 150 20 3	TM		HFB3020	X7/X7 20	1-3/C #10 C	ALJ-372-PR1A-A CNM 1314.01-0134 D1
	S/G 1B BLOWDOWN INSIDE CONT ISOL VALVE 1BB19A														
04 02 00	1EMXS F05A	BB	1E	A	CV 576+00 38/003 1.00	1.80 3.60 17.00	CFVR 2432	1 2.0	HFB 150 20 3	TM		HFB3020	X7/X7 20	1-3/C #10 C	ALJ-372-PR1A-A CNM 1314.01-0134 D1
	S/G 1A BLOWDOWN INSIDE CONT ISOL VALVE 1BB56A														

QA CONDITION 1

MOTOR CONTROL CENTER
AB BLDG ELEV 577+00 COORD LOC BB-65

ALTERNATE POWER SOURCE
BUS SMXG
COMPT R03D

REV	BUS	COMPT	SYS	S-CL	TRN	BLDG ELEV COORD SF	HP/FLA LRA/KW KVA	TYPE UNIT OL HTR Y-PHASE	NEMA SIZE X	TYPE FRAME CONT POLE	TRIP MAG- POS ELEM	CATALOG # TRIP UNIT	AUX- CONTS STR BKR FUSE SIZE	----CABLE--- SIZE/CLASS	ONE-LINE DWG NO. VEND WIRING DIAG DUKE WIRING DIAG REMARKS
04 00	2EMXS F01A	EPE	1E	A				1BKRN	1.0	HFB 150 60 3		HFB3060	2A&2B	1-3/C #6 P	CN -2703-01.17 ALJ-372-NKCA CNM 1314.01-0053 R0
	NORMAL INCOMING BKR FED FROM MOTOR CTRL CENTER 2E14XA														
04 01 00	2EMXS F01B	NV	1E	A	CV 559+09 55/16 1.00	0.38 1.46 5.10	CFVR 2422	1 2.0	HFB 150 20 3		TM	HFB3020	X7/X7 20	1-3/C #10 P	CN -2703-01.17 ALJ-372-PR1A-A CNM 1314.01-0134 D1
	NC PUMPS SEAL RTN INSIDE CONT ISOL VALVE 2NV89A														
04 01 00	2EMXS F01C	NV	1E	A	ANN 1.00	0.24 1.00 3.70	CFVR 2418	1 1.5	HFB 150 20 3		TM	HFB3020	X7/X7	1-3/C #10 C	CN -2703-01.17 ALJ-372-NR1A-A CNM 1314.01-0133 R0
	FUEL TRANSFER TUBE ISOLATION VALVE 2NV865A														
04 01 00	2EMXS F01D	NV	1E	A	ANN 1.00	0.67 1.84 9.52	CFVR 2418	1 1.5	HFB 150 20 3		TM	HFB3020	X7/X7	1-3/C #10 C	CN -2703-01.17 ALJ-372-NR1A-A CNM 1314.01-0133 R0
	STANDBY MAKEUP PUMP DISCHARGE PEN ISOL VALVE 2NV872A														
04 01 00	2EMXS F02A	ND	1E	A	CV 1.00	7.20 12.00 70.00	CFVR 2445	1 2.0	HFB 150 20 3		TM	HFB3020	X7/X7 20	1-3/C #12 C	CN -2703-01.17 ALJ-372-PR1A-A CNM 1314.01-0134 D1
	ND PUMP 2B SUCTION FROM NC LOOP C VALVE 2ND37A														
05 04 02	2EMXS F02B	NC	1E	A	CV	0.33* 0.76* 4.00*	CFVR 2415	1 * 2.0	HFB 150 20 3		TM	HFB3020	X7/X7 20	1-3/C #10 C	CN -2703-01.17 ALJ-372-PR1A-A CNM 1314.01-0134 D1
	REACTOR VESSEL HEAD VENT VALVE 2NC272A														
04 02 01	2EMXS F02C	WL	1E	A	AB 543+00 BB-62 1.00	7.50 8.40 47.00	CFVNR 2445 FM39	1 1.0	HFB 150 20 3		TM	HFB3020	X8	1-3/C #10 C	CN -2703-01.17 ALJ-372-NS1A CNM 1314.01-0005 R2
	CA PUMP TURBINE 2 SUMP PUMP MOTOR A														
04 00	2EMXS F02D	ZZZ	1E	A			FDBKR	0.5	HFB 150 30 3		TM	HFB3030			CN -2703-01.17 ALJ-372-NFCA CNM 1314.01-0017 R1
	SPARE 30 AMP FEEDER BREAKER														

Table 4.2-3

PAGE 2
1/19/83DUKE POWER COMPANY
CATAWBA NUCLEAR STATION
ELECTRICAL ONE-LINE LIST
CNLT-2752-01.15
2EMXS

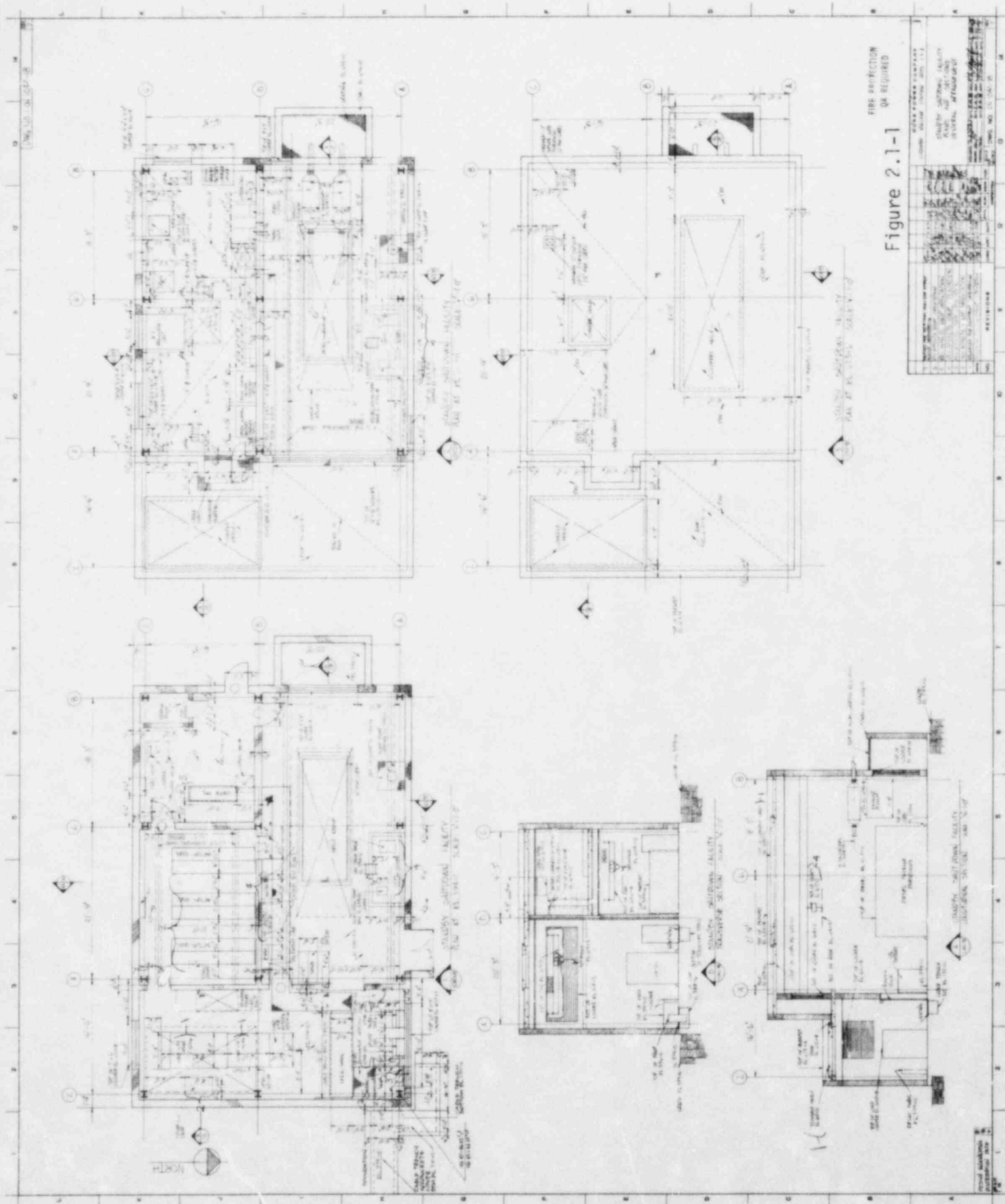
QA CONDITION 1

REVISION 05

LIST NUMBER 2B

REV	BUS	COMPT	SYS	S-CL	TRN	BLDG ELEV COORD SF	HP/FLA LRA/KW KVA	TYPE UNIT OL HTR Y-PHASE	NEMA SIZE X	-----BREAKER----- TYPE TRIP CATALOG # FRAME MAG- POS CONT ELE	AUX- CONTS STR BKR FUSE SIZE	-----CABLE----- SIZE/CLASS	ONE-LINE DWG NO. VEND WIRING DIAG DUKE WIRING DIAG REMARKS
NAMEPLATE													
04 00	2EMXS F02E	EPE	1E	A				CFPT	0.5			C	CN -2703-01.17 ALJ-372-NXOF CNM 1314.01-0038 R3
	CONTROL POWER TRANSFORMER												
04 02 00	2EMXS F03A	EPE	1E	A				IBKRA	1.0	HFB 150 60 3	TM	2A&2B 1-3/C #2 P	CN -2703-01.17 ALJ-372-NKCA CNM 1314.01-0053 R0
	ALTERNATE INCOMING BKR FED FROM MOTOR CTRL CENTER SMXG												
04 00	2EMXS F03B	ZZZ	1E	A				FDBKR	1.0	HFB 150 30 3	TM	30	CN -2703-01.17 ALJ-372-PFCA CNM 1314.01-0032 R1
	SPARE 30 AMP FEEDER BREAKER												
04 01 00	2EMXS F03C	ND	1E	A	CV		7.20 12.00 70.00	CFVR 2445	1 2.0	HFB 150 20 3	TM	X7/X7 1-3/C #10 P	CN -2703-01.17 ALJ-372-PR1A-A CNM 1314.01-0134 D1
	ND PUMP 2A SUCTION FROM NC LOOP B VALVE 2ND2A				1.00								
05 04 02	2EMXS F03D	NC	1E	A	CV		0.33* 0.76* 4.00*	CFVR 2415	1 * 2.0	HFB 150 20 3	TM	X7/X7 1-3/C #10 C	CN -2703-01.17 ALJ-372-PR1A-A CNM 1314.01-0134 D1
	REACTOR VESSEL HEAD VENT VALVE 2NC253A												
04 02 00	2EMXS F04A	SM	1E	A	DH 583+03 GG-61 1.00		1.10 2.10 10.00	CFVR 2425	1 1.5	HFB 150 20 3	TM	X7/X7 1-3/C #10 C	ALJ-372-NR1A-A CNM 1314.01-0133 R0
	S/G 2C OUTLET HDR BLOWDOWN CONTROL VALVE 2SM75A												
04 02 00	2EMXS F04B	ZZZ	1E	A				FDBKR	0.5	HFB 150 30 3	TM		ALJ-372-NFCA CNM 1314.01-0017 R1
	SPARE 30 AMP FEEDER BREAKER												
04 02 00	2EMXS F04C	BB	1E	A	CV		1.80 3.60 17.00	CFVR 2432	1 2.0	HFB 150 20 3	TM	X7/X7 1-3/C #10 C	ALJ-372-PR1A-A CNM 1314.01-0134 D1
	S/G 2D BLOWDOWN INSIDE CONT ISOL VALVE 2BD8A				1.00								
04 02 00	2EMXS F04D	BB	1E	A	CV		1.80 3.60 17.00	CFVR 2432	1 2.0	HFB 150 20 3	TM	X7/X7 1-3/C #10 C	ALJ-372-PR1A-A CNM 1314.01-0134 D1
	S/G 2B BLOWDOWN INSIDE CONT ISOL VALVE 2BB19A				1.00								
04 02 00	2EMXS F05A	BB	1E	A	CV		1.80 3.60 17.00	CFVR 2432	1 2.0	HFB 150 20 3	TM	X7/X7 1-3/C #10 C	ALJ-372-PR1A-A CNM 1314.01-0134 D1
	S/G 2A BLOWDOWN INSIDE CONT ISOL VALVE 2BB56A				1.00								


REV	BUS	COMPT	SYS	S-CL	TRN	BLDG ELEV COORD SF	HP/FLA LRA/KW KVA	TYPE UNIT OL HTR Y-PHASE	NEMA SIZE X	TYPE FRAME CONT POLE	TRIP MAG- POS ELEM	CATALOG # TRIP UNIT	AUX- CONTS STR BKR	-----CABLE----- SIZE/CLASS	ONE-LINE DWG NO. VEND WIRING DIAG DUKE WIRING DIAG REMARKS
NAMEPLATE													FUSE SIZE		
04 02 00	2EMXS	F05B	DB	1E	A	CV	1.80 3.60 17.00	CFVR 2432	1 2.0	HFB 150 20 3		HFB3020	X7/X7 20	1-3/C #10 C	ALJ-372-PR1A-A CNM 1314.01-0134 D1
S/G 2C BLOWDOWN INSIDE CONT ISOL VALVE 2BB60A						1.00					TM				
04 03 02	2EMXS	F05C	NM	1E	A	CV	0.33 0.76 4.00	CFVR 2415	1 2.0	HFB 150 20 3		HFB3020	X7/X7 20	1-3/C #10 P	ALJ-372-PR1A-A CNM 1314.01-0134 D1
PZR LIQUID SAMPLE LINE INSIDE CONT ISOL VALVE 2NM3A						1.00					TM				
04 03 02	2EMXS	F06A	NM	1E	A	CV	0.33 0.76 4.00	CFVR 2415	1 2.0	HFB 150 20 3		HFB3020	X7/X7 20	1-3/C #10 P	ALJ-372-PR1A-A CNM 1314.01-0134 D1
PZR STEAM SAMPLE LINE INSIDE CONT ISOL VALVE 2NM6A						1.00					TM				
04 03 02	2EMXS	F06B	NM	1E	A	CV	0.33 0.76 4.00	CFVR 2415	1 2.0	HFB 150 20 3		HFB3020	X7/X7 20	1-3/C #10 P	ALJ-372-PR1A-A CNM 1314.01-0134 D1
NC HOT LEG A SMPL LINE INSIDE CONT ISOL VALVE 2NM22A						1.00					TM				
04 03 02	2EMXS	F06C	NM	1E	A	CV	0.33 0.76 4.00	CFVR 2415	1 2.0	HFB 150 20 3		HFB3020	X7/X7 20	1-3/C #10 P	ALJ-372-PR1A-A CNM 1314.01-0134 D1
NC HOT LEG C SMPL LINE INSIDE CONT ISOL VALVE 2NM25A						1.00					TM				



FIRE PROTECTION
AS REQUIRED

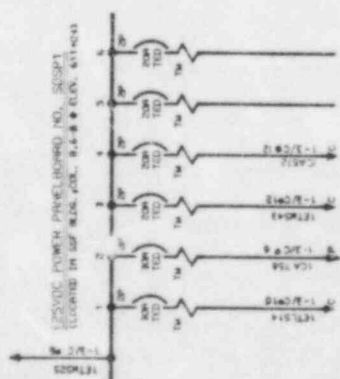
Figure 2.1-1

FIRE PROTECTION	
COMPANY	NAME
DATE	BY
REVISION	DESCRIPTION
1	ADD
2	ADD
3	ADD
4	ADD
5	ADD
6	ADD
7	ADD
8	ADD
9	ADD
10	ADD
11	ADD
12	ADD
13	ADD
14	ADD
15	ADD
16	ADD
17	ADD
18	ADD
19	ADD
20	ADD
21	ADD
22	ADD
23	ADD
24	ADD
25	ADD
26	ADD
27	ADD
28	ADD
29	ADD
30	ADD
31	ADD
32	ADD
33	ADD
34	ADD
35	ADD
36	ADD
37	ADD
38	ADD
39	ADD
40	ADD
41	ADD
42	ADD
43	ADD
44	ADD
45	ADD
46	ADD
47	ADD
48	ADD
49	ADD
50	ADD
51	ADD
52	ADD
53	ADD
54	ADD
55	ADD
56	ADD
57	ADD
58	ADD
59	ADD
60	ADD
61	ADD
62	ADD
63	ADD
64	ADD
65	ADD
66	ADD
67	ADD
68	ADD
69	ADD
70	ADD
71	ADD
72	ADD
73	ADD
74	ADD
75	ADD
76	ADD
77	ADD
78	ADD
79	ADD
80	ADD
81	ADD
82	ADD
83	ADD
84	ADD
85	ADD
86	ADD
87	ADD
88	ADD
89	ADD
90	ADD
91	ADD
92	ADD
93	ADD
94	ADD
95	ADD
96	ADD
97	ADD
98	ADD
99	ADD
100	ADD



TO: LEADERS, CIVIL RIGHTS
LAWYERS, 1601 2ND ST.

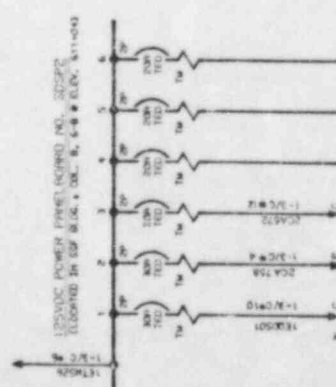
2079BC = 10 = 20 FCMH FWHM (M2, 300P)
1.000000 10 50 00.00 1 000 0.00 0.00 0.00

[illegible][illegible]

PO BOX 250906 CLEVELAND, OH 44125-0906
NO. 3030, CLEVEL. 44125 SEE US.
CIVIL 1704-08, 07

25VDC POWER PANELBOARD NO. 50381
LOCATED IN 2ND FLOOR, 3-A-8-8-8, 6-1-8-8

LOWE CENTER NO. 12180
DOWNTOWN, PHOENIX
CONFIDENTIAL
CART 7116-03-01 (M)
WALKER & CONTINENTAL
(CN-7116-03-01 (M))
TO TERMINAL BOX NO.
11000000
CONFIDENTIAL
CART 7116-03-01 (M)
CONTROL ROOM
CONFIDENTIAL



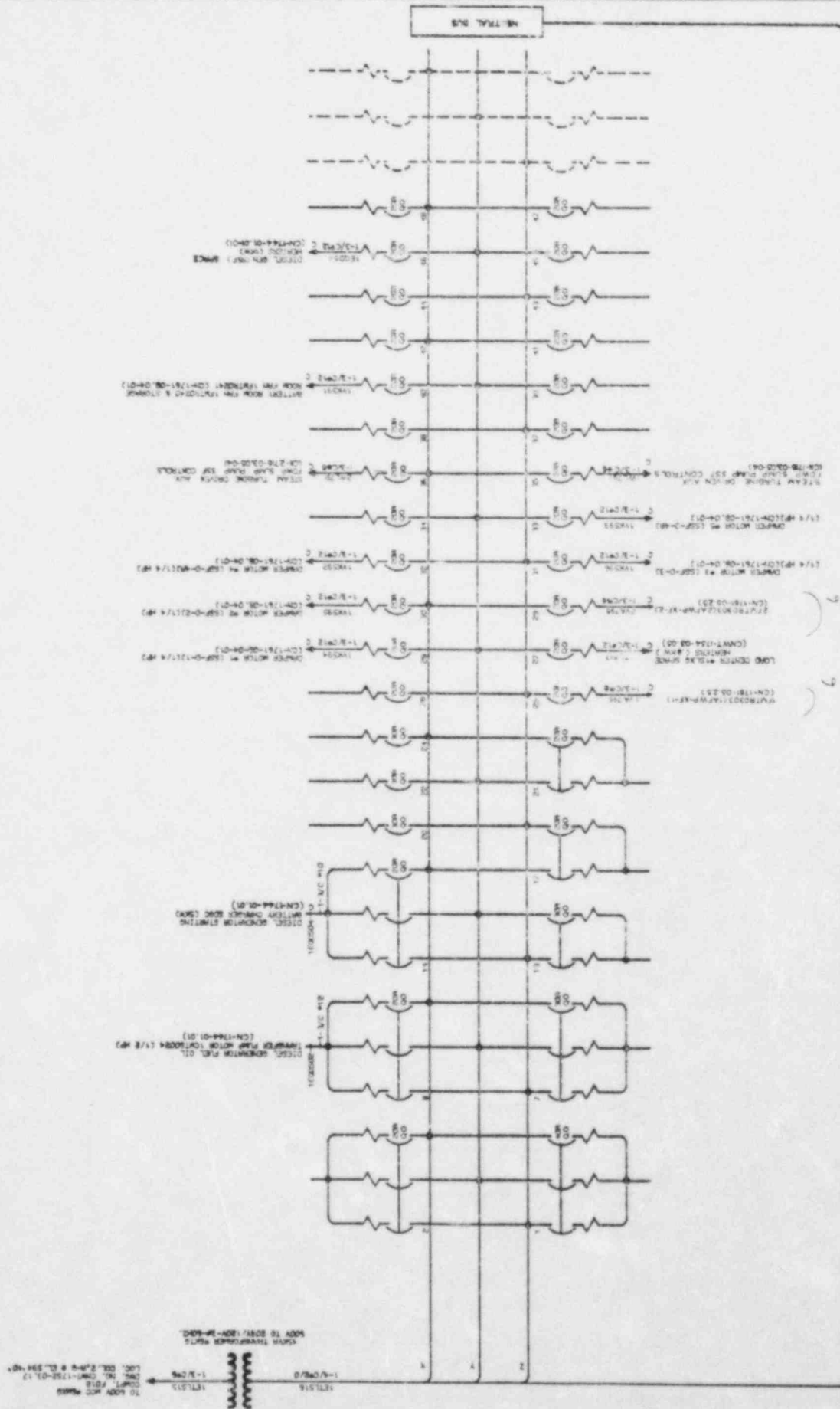
TO 125/PSYCHOC DISTRIBUTION CENTER
NO. 6450, CHAPT. 8710, SEE OMS.

25VDC POWER PANEL (CH40) NO. 205P2

CONFIDENTIAL
CIVIL RIGHTS DIVISION
U.S. DEPARTMENT OF JUSTICE

Figure 4.2-2

[illegible]



Journal of Interpersonal Violence 26(1) 97-108
© The Author(s) 2011. Reprints and permissions:
[DOI: 10.1177/0886260510391024](http://sagepub.com/journalsPermissions.nav)

REFERENCE NUMBER: _____

CAL-1 372 09-86	WPA#	PENDING SCHEDULE
CALB-1704-00 01	B/M	PRI.B.D ONE ARE IN
CALT-1752-03-17	CNE	LINE LAST SALES

[illegible]

