

Duquesne Light Company

Beaver Valley Power Station
P.O. Box 4
Shippingport, PA 15077-0004

JOHN D. SIEBER
Vice President - Nuclear Group

May 2, 1991

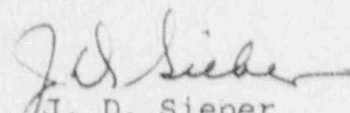
(412) 383-5256

U. S. Nuclear Regulatory Commission
Attn: Document Control Desk
Washington, DC 20555

Reference: Beaver Valley Power Station, Unit No. 2
Docket No. 50-412, License No. NPF-73
Updated Final Safety Analysis Report

Attached are a signed original and ten (10) copies of replacement pages for the Beaver Valley Power Station, Unit 2, Updated Final Safety Analysis Report (UFSAR) which are forwarded in accordance with 10 CFR 50.71(e) and reflect changes as of October 31, 1990. Replacement Text and Tables are designated as Revision 2B and replacement Figures are designated as Revision 3.

Very truly yours,


J. D. Sieber
Vice President
Nuclear Group

Attachments

cc: Mr. J. Beall, Sr. Resident Inspector
Mr. T. T. Martin, NRC Region I Administrator
Mr. A. W. DeAgazio, Sr. Project Manager
Mr. R. Saunders (VEPCO) (w/o replacement pages)

9105100141 910502
PDR ADOCK 05000412
K PDR

A053
1/10

UNITED STATES OF AMERICA
NUCLEAR REGULATORY COMMISSION

In the Matter of)
) Docket No. 50-412
Duquesne Light Company)
Beaver Valley Power Station, Unit No. 2)

SUBMITTAL OF THE ANNUAL
REVISION TO THE UPDATED FSAR

Pursuant to Section 50.71(e) of the regulations of the U. S. Nuclear Regulatory Commission, (the "Commission"), Duquesne Light Company holder of Operating License No. NPF-73, hereby submits the current annual revision to the Updated Final Safety Analysis Report (FSAR) for Beaver Valley Power Station Unit No. 2.

To my best personal knowledge and belief, this revision to the Updated FSAR as submitted accurately presents changes necessary to reflect information and analyses submitted to the Commission or prepared pursuant to Commission requirement.

Duquesne Light Company

By

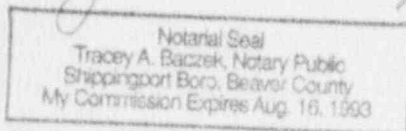
J. D. Sieber

J. D. Sieber
Vice President, Nuclear Group

Subscribed and sworn to before me

on this *2nd* day of *May, 1991*


Tracey A. Baczek



Member, Pennsylvania Association of Notaries

MEMORANDUM

TO: Indexing Staff

FROM: Lee McNally, Manager 
Document Operations

DATE: March 21, 1991

SUBJECT: To Tic Or Not To Tic

Several discussions with those performing QC have led to the formulation of guidelines regarding what to tic and what not to tic. These guidelines will be followed by all people performing QC. Indexers are urged to take note of the final guideline, which indicates that an intimate knowledge/application of the TID section will lead to a minimum of tics.

general guidelines:

1. Tic once per file level, otherwise, one tic per field, including the TID.
2. Tic for every field affected by a missed supplement.
3. Tic for punctuation which leads to incorrect interpretation of the document.
4. Do not tic for something which has no impact on retrieval - e.g., initial-capping vs lower case - proper nouns must still be initial-capped.
5. Tic for out and out errors, not style changes.
6. With the above guidelines/exceptions in mind, tic for everything detailed in the TID section.

COPIES: D Gartner
A Hoy
QA Group
Files

BEAVER VALLEY POWER STATION UNIT 2
REVISION 2B/3 UPDATED FSAR INSERTION INSTRUCTIONS

Remove old pages and insert replacement pages as instructed below:

REMOVE/INSERT Columns

Entries beginning with "T" or "F" designate table or figure numbers, respectively. All other entries are page numbers. For example:

T1.7-1 (1 of 3)	= Table 1.7-1, Page 1 of 3
F5.4-3	= Figure 5.4-3
2.1-9	= Page 2.1-9
EP1-1	= List of Effective Pages EP1-1
7-i	= Page 7-i

Pages printed back to back on one sheet of paper are indicated by a "/".

For example:

1.2-5/6 =Page 1.2-5 backed by Page 1.2-6

Two packages of replacement pages are attached. All figures are in one package. The second package contains the text and table pages.

VOLUME 1

REMOVE

EP-1
i/ii

INSERT

EP-1
i/ii

SECTION 1

REMOVE

EP1-1/2
1-i/1-ii

T1.8-1 (11/12 of 80)

N/A
N/A
N/A

INSERT

EP1-1/2
1-i/1-ii

T1.8-1 (11/12 of 80)

Tab for 1.11
11.1-1
T11.1-1

SECTION 2

REMOVE

EP2-5/6

INSERT

EP2-5/6

VOLUME 2

SECTION 2

REMOVE

2.4-27/28

INSERT

2.4-27/28

VOLUME 4

SECTION 3

REMOVE

EP3-1/2
EP3-5/6
EP3-7/8
T3.2-1 (21/22 of 28)

F3.6B-16F

F3.8-23

INSERT

EP3-1/2
EP3-5/6
EP3-7/8
T3.2-1 (21/22 of 28)

F3.6B-16F

F3.8-23

VOLUME 5

SECTION 3

REMOVE

T3.9B-13
 (1/2 thru 3/4 of 4)

3.11-1

INSERT

T3.9B-13
 (1/2 thru 3/4 of 4)

3.11-1

SECTION 4

REMOVE

EP4-1/2
4.3-33/34
4.3-35/36
4.3-45/46
4.3-47
T4.3-4 (1/2 of 2)

INSERT

EP4-1/2
4.3-33/34
4.3-35/36
4.3-45/46
4.3-47
4.3-4 (1 of 1)

VOLUME 6

SECTION 5

REMOVE

EP5-1/2 thru 3

T5.1-2
F5.1-1 thru F5.1-7

5.3-7/8
T5.3-5

5.4-23/24 thru 27/28
F5.4-9

INSERT

EP5-1/2 thru 3

T5.1-2
F5.1-1 thru F5.1-7

5.3-7/8
T5.3-5/T5.3-6

5.4-23/24 thru 27/28
F5.4-9

VOLUME 6

SECTION 6

REMOVE

EP6-5/6 thru 7

INSERT

EP6-5/6 thru 7

VOLUME 7

SECTION 6

REMOVE

6.3-7/8
T6.3-5 (6/7 of 10)

INSERT

6.3-7/8
T6.3-5 (6/7 of 10)

SECTION 7

REMOVE

EP7-1/2
EP7-5/6 thru 7

7.2-9/10
7.2-11/12
7.2-31/32
F7.2-1 (SH 3 of 18)
F7.2-1
(SH 9 thru 11 of 18)

INSERT

EP7-1/2
EP7-5/6 thru 7

7.2-9/10
7.2-11/12
7.2-31/32
F7.2-1 (SH 3 of 18)
F7.2-1
(SH 9 thru 11 of 18)

7.3-11/12
F7.3-14 thru F7.3-16

7.3-11/12
F7.3-14 thru F7.3-16

VOLUME 8

SECTION 7

REMOVE

T7.5-1 (1/2 of 11)

7.7-3/4
7.7-11/12
7.7-15/16
7.7-17/18
N/A
F7.7-1
F7.7-2
F7.7-5
F7.7-7

INSERT

T7.5-1 (1/2 of 11)

7.7-3/4
7.7-11/12
7.7-15/16
7.7-17/18
7.7-20a
F7.7-1
F7.7-2
F7.7-5
F7.7-7

SECTION 8

REMOVE

EP8-1/2 thru 3

INSERT

EP8-1/2 thru 3

VOLUME 9

SECTION 8

REMOVE

8.3-21/22 thru
8.3-25/26

INSERT

8.3-21/22 thru
8.3-25/26

SECTION 9

REMOVE

EP9-1/2 thru EP9-7/8

9.1-1/2 thru 7/8
T9.1-4 (1/2 of 3)
F9.1-17

T9.2-1 (3 of 3)/
T9.2-2 (1 of 3)
T9.2-1 (2/3 of 3)
F9.2-4
F9.2-22

T9.3-1 (1/2 of 2)
F9.3-3
F9.3-7
F9.3-9
F9.3-13
F9.3-21
F9.3-25

INSERT

EP9-1/2 thru EP9-7/8

9.1-1/2 thru 7/8
T9.1-4 (1/2 of 3)
F9.1-17

T9.2-1 (3 of 3)/
T9.2-2 (1 of 3)
T9.2-2 (2/3 of 3)
F9.2-4
F9.2-22

T9.3-1 (1/2 of 2)
F9.3-3
F9.3-7
F9.3-9
F9.3-13
F9.3-21
F9.3-25

VOLUME 10

SECTION 9

REMOVE

T9.4-25/T9.4-26
(1 of 3)
F9.4-16

9.5-1/2
9.5-3/4
9.5-6a/6b
9.5-7/8
9.5-11/12
9.5-45/46
9.5-61/62
F9.5-2
F9.5-3

INSERT

T9.4-25/T9.4-26
(1 of 3)
F9.4-16

9.5-1/2
9.5-3/4
9.5-6a/6b
9.5-7/8
9.5-11/12
9.5-45/46
9.5-61/62
F9.5-2
F9.5-3

VOLUME 11

SECTION 10

REMOVE

EP10-1/2
F10.2-9
F10.2-10
F10.4-23 SH1

INSERT

EP10-1/2
F10.2-9
F10.2-10
F10.4-23 SH1

SECTION 11

REMOVE

EP11-1/2 thru 3
11.5-3/4
11.5-15/16
T11.5-1 (1/2 of 3)

INSERT

EP11-1/2 thru 3
11.5-3/4
11.5-15/16
T11.5-1 (1/2 of 3)

VOLUME 12

SECTION 13

REMOVE

EP13-1
13.1-1/2 thru 5/6
13.1-7/8
T13.1-2 (4/5 of 32)
F13.1-1
F13.1-2

INSERT

EP13-1
13.1-1/2 thru 6a
13.1-7/8
T13.1-2 (4/5 of 32)
F13.1-1
F13.1-2

VOLUME 13

SECTION 15

REMOVE

EP15-5/6
15.6-3/4

INSERT

EP15-5/6
15.6-3/4

SECTION 17

REMOVE

EP17-1
17.2-1/2 thru 5/6
F17.2-1

INSERT

EP17-1
17.2-1/2 thru 5/6
F17.2-1