
Emergency Procedures

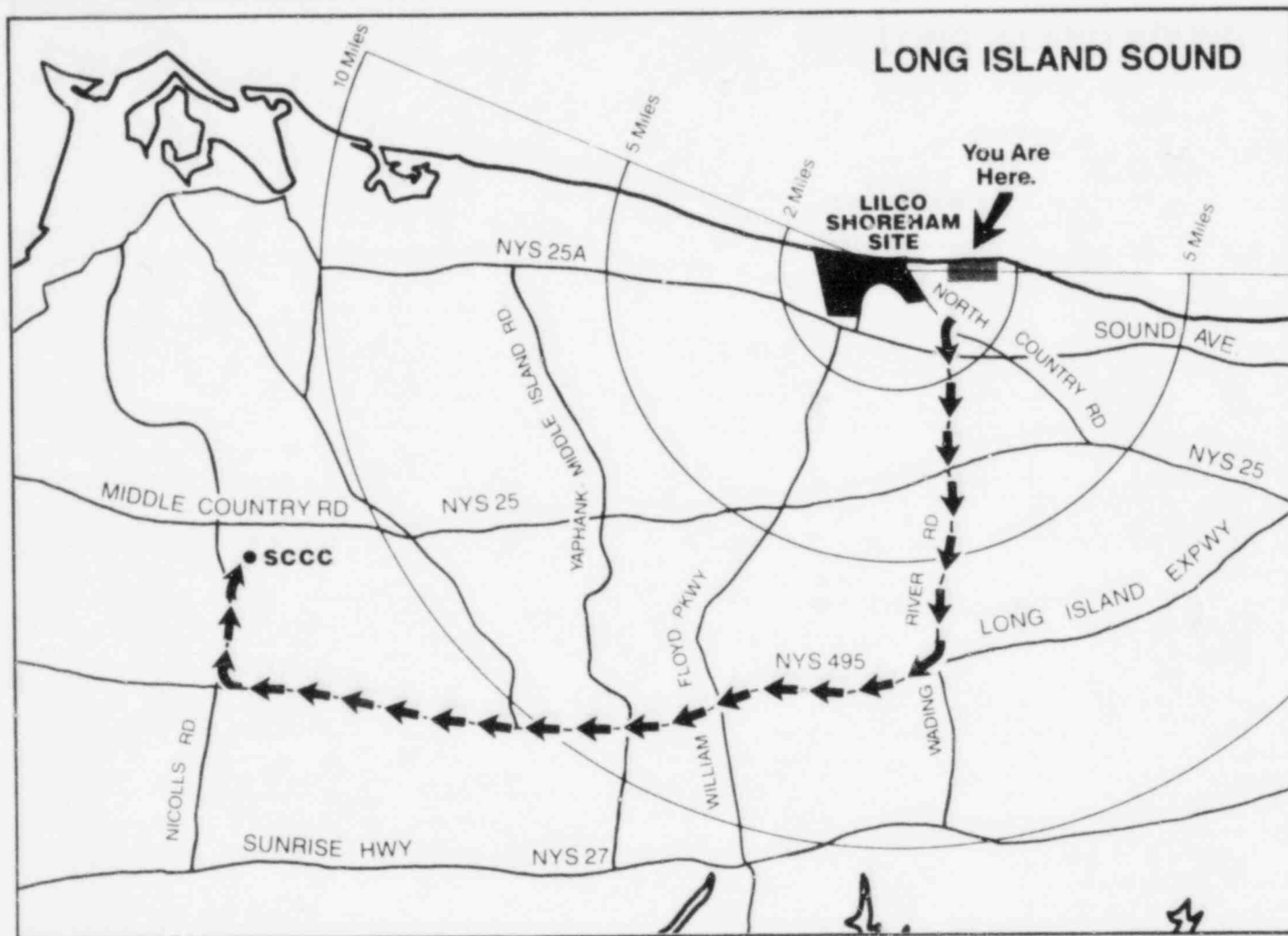
Shoreham Nuclear Power Station

(Rev. 2)



POSTER

IMPORTANT INFORMATION IN CASE OF AN EMERGENCY



When you hear a siren sounding for three to five minutes:

1. Turn on your FM or AM radio.
2. Tune to the Emergency Broadcast station W-A-L-K (97.5 FM or 1370 AM).
3. Listen for details and instructions about the alarm.
4. You will know just what to do if you listen to W-A-L-K.


If there is an accident at the Shoreham Nuclear Power Station, it will be classified by its degree of seriousness. The least serious will be called, "unusual event." The most serious will be called "general emergency."

If public protection is required, you may be asked to "shelter." To shelter is to keep the family and pets indoors. Close off all outside openings. Shut doors and windows. Turn off air conditioning and heating systems.


If any locations are to be evacuated, it will be done zone-by-zone.

YOU ARE IN ZONE E

If your zone is not announced there is no need to evacuate. If your zone is asked to evacuate you should leave as soon as possible. Relocation Centers have been established for you to go to, if needed. At these Centers you and your family can be cared for until the emergency is over. The Relocation Center for zone E is the Suffolk County Community College (SCCC). If you need special help, or if you know of someone who does, please call 000-0000.



SAVE THIS BOOK




Emergency Procedures

When you hear a siren sound
for three to five minutes:


- 1.** Turn on your AM or FM radio
- 2.** Tune to emergency broadcast station
W-A-L-K (97.5 FM or 1370 AM)
- 3.** Listen carefully for details and
instructions about the alarm

You live in Zone D

SHOREHAM Nuclear Power Station



SAVE THIS BOOK



Contents




**Why Emergency
Planning?**
Page 2




Check List
Page 8




**What Kind of
Emergency Could
Occur?**
Page 3




Be Prepared
Page 9



**How Are Events
Or Accidents
Classified?**
Page 4



Maps
Page 10




**How Will You
Be Told?**
Page 5




Who Goes Where?
Page 11




**Sheltering/
Remaining Indoors**
Page 6



**Children in
School**
Page 12



**If You Have To
Leave**
Page 7



**What You Should
Know About
Radiation**
Pages 13 14 15

Summary Of Important Information

When you hear a siren sounding for three to five minutes:

1. Turn on your FM or AM radio.
2. Tune to the Emergency Broadcast station W-A-L-K (97.5 FM or 1370 AM).
3. Listen for details and instructions about the alarm.
4. You will know just what to do if you listen to W-A-L-K.

If there is an accident at the Shoreham Nuclear Power Station, it will be classified by its degree of seriousness. The least serious will be called "unusual event." The most serious will be called "general emergency."

If public protection is required, you may be asked to "shelter." To shelter is to keep the family and pets indoors. Close off all outside openings. Shut doors and windows. Turn off air conditioning and heating systems.

If any locations are to be evacuated, it will be done zone-by-zone. (Your Zone # is on the cover of this booklet.) The ten miles surrounding Shoreham are divided into nineteen zones. If your zone is not announced there is no need to leave your home. If your zone is announced, you should leave as soon as possible. If you are in a zone other than your home zone, follow the actions of local residents.

Special plans have been made for:

- people with handicaps
- people with special transportation needs

If you need special help, or if you know of someone who does, please fill out and return the postcard included in the back of this booklet.

Relocation Centers have been established for you to go to, if needed. At these Centers you and your family can be cared for until you return home.



Why Emergency Planning?

In 1980 more than 130,000 American families had to leave their homes because of emergencies. There were hurricanes, tornadoes, major accidents, explosions, and fires. To meet the needs of these people the American Red Cross set up thousands of temporary relocation centers.

Government and private agencies have improved their ability to handle emergencies. Plans are made to provide for safe and efficient care of families during emergencies. In 1979, the U.S. Government established the Federal Emergency Management Agency (FEMA). FEMA oversees the federal role in emergencies. State and County agencies are also responsible for planning for emergencies.

LILCO operates the Shoreham Nuclear Power Station under the very highest safety standards. Still, it is possible that the Shoreham Station could release hazardous material into the environment. LILCO has carefully developed plans for handling all emergencies. These plans were developed under regulations issued by the Federal Government in 1980. They strengthen emergency procedures for all nuclear stations. They enable officials to handle any emergency situation that may arise.

Each person in the area should also be personally prepared. This booklet describes your role in dealing with a local emergency. Although this booklet was written for the Shoreham Power Station, many of the procedures can be applied when storms, fires, transportation accidents, or other emergencies strike.

Emergency plans have been developed for each of the nineteen separate zones. Each zone is an area that might need to take action in an emergency. The zones take in areas up to ten miles around the Shoreham Station.



What Kind Of Emergencies Can Occur?

There is very little likelihood that any accident would occur that would require area residents to take protective action.

Still, plans must be made. The chief health hazard of a nuclear plant is that radioactive materials might be released. A major release is unlikely because a nuclear plant is built with very many overlapping safety features. In addition, it is surrounded by a massive concrete and steel building. This building holds the radioactive material inside.

At Shoreham, the reactor is covered by a 135 ft. structure. This structure is made of reinforced concrete and is, in addition, steel lined. Its base is 10 feet thick. The wall around the reactor is seven feet thick. Around this is a 220 foot high reinforced concrete cylinder. Its walls are two feet thick. The design is to prevent any release of radioactive materials. Even if an accident did occur, the material is likely to be retained inside the structure.

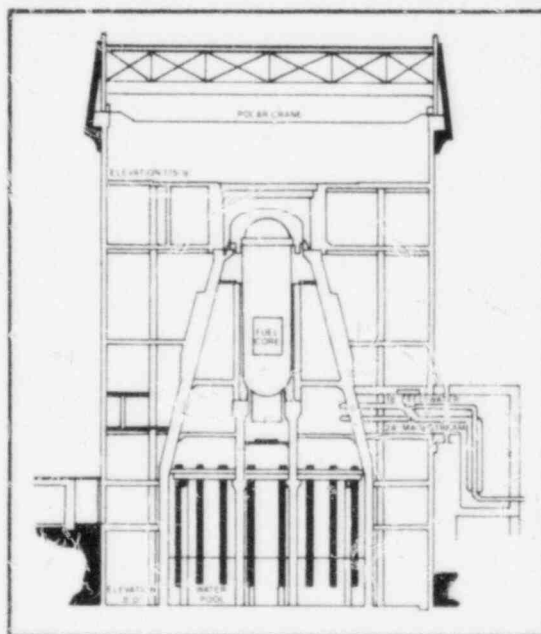
Another important point; a nuclear power plant cannot explode like an atomic bomb. A nuclear reactor differs from a bomb in several ways. The most important way is in the concentration of the fuel. The fuel in a nuclear power plant contains only about three percent enriched U-235. For an explosion to occur, there must be nearly 100 per cent enriched U-235.


Occasionally, nuclear power plants do fail to perform properly. The pumps, valves and pipes inside the plant can fail to work correctly. Some failures may result in a leak of radioactive material into the containment building. The building was designed to hold the radiation inside the buildings.

In the United States reactors have been in operation for a long time. In fact, if all the years that all the reactors in the world have been working were added up, it would come to 2,000 years. In all these 2,000 years no accident has ever occurred that has hurt the public.

At Three Mile Island the containment building prevented a major release of radiation. This was what it was built to do.

Despite this safety record, as one more precaution, plans to protect the public have been developed for the Shoreham Station. The plans protect people who live or work within 10 miles of the Shoreham Plant.





How Are Events Or Accidents Classified?

Four classes of emergency have been established for a nuclear plant accident. From least to most serious they are

- Unusual Event
- Alert
- Site Area Emergency
- General Emergency

UNUSUAL EVENT: This is a condition which does not cause serious damage to the plant. It may not even require a change in operation. There is no release of radioactive material. It does not require any off-site response. No off-site monitoring is required.

- LILCO will inform all government authorities and the media of the **Unusual Event** condition. The Shoreham plant staff will respond to the event. On-shift resources, only, will be used.

ALERT: This is a condition in which overall plant safety is reduced. There is little chance of any radioactive release. An **Alert** condition assures that the emergency staff are readily available to respond if the situation should become more serious.

- LILCO will inform all government agencies of the **Alert** condition. LILCO will also provide press briefings. The Shoreham plant staff will activate the on-site Technical Support Center (TSC). The Local Emergency Response Organization will open the Emergency Operations Center. The team will begin off-site activities. Radiation monitoring teams will

go into the community. Dose estimates will be made by proper authorities.

SITE AREA EMERGENCY: Radioactive releases could result which may require people living nearest the plant to take protective action. The purpose of a **Site Area Emergency** is to assure that staff required for evacuation are at duty stations. They would be ready if the situation should become more serious.

- LILCO will notify all government agencies of the emergency condition.
- Off-site workers will be ready to do their jobs.
- The Emergency Broadcast System will be on the air with public messages on W-A-L-K (97.5 FM or 1370 AM).
- The Emergency Operations Facility will be opened to direct utility response activities.

GENERAL EMERGENCY: This is the most severe. It involves possible fuel core damage. Radioactive releases could result which may require people living in the 10-mile zone around the plant to take protective actions.

- LILCO will notify all government agencies of the greater emergency.
- Off-site workers will help the public.
- The Emergency Broadcast System will be on the air with public messages on W-A-L-K (97.5 FM or 1370 AM).



How You Would Be Told

Eighty-nine sirens have been installed in the areas around the Shoreham Plant. These sirens will alert you to any emergency that requires you to take action. The sirens tell you to turn on your radio. You will receive instructions from the radio announcer. The sirens sound similar to fire sirens but there is a difference. The Shoreham sirens make a sound lasting from three to five minutes. (Fire alarms make a wailing sound for about two minutes. Their sound pulsates up to ten times in the two minutes.) If you hear the long siren sound:

- Turn on your radio
- Tune in W-A-L-K (97.5 FM or 1370 AM)

In addition to the sirens and your own radios, there are more than 100 tone-alert radios in the area. These radios automatically turn on when an Emergency Broadcast Message comes on the air.



These tone-alert radios have been placed in schools, hospitals, nursing homes, and other buildings.

In most cases, if the Shoreham Plant failed to operate properly there could be hours or even days before there was a dangerous release of radiation.

The Emergency Broadcast System will provide details about the reason for an alarm. You will always be advised what to do. You should stay tuned in to W-A-L-K until the emergency is declared over.




Sheltering/ Remaining Indoors


Although it is very unlikely, an accident could release radioactive materials. The release would most likely not begin for several hours. Any release would most often be relatively small; an amount that would be spread into the air. It would then move with the wind until diluted to such a low level that it would not be a danger. Nearby residents may be advised to remain indoors. Buildings block some of the outside radiation. People are to remain indoors until the chance of exposure has ended.

You might find yourself outside an area where the residents have been advised to remain indoors. If this should happen, do not enter the area until you have been told that all is clear.

If the emergency broadcasts advise residents of your area to shelter you should:

- Keep your family and pets inside
- Shelter your livestock. Place them on stored feed
- Closed all doors and windows
- Turn off air conditioners and heating systems
- Extinguish fires in fireplaces
- Stay off the roads (unless told to evacuate, you will be safer staying inside)
- Stay tuned to the Emergency Broadcast System
- Avoid using the telephone. Lines must be open for emergency calls
- Go to the basement, if you have one





If You Have To Leave

It may be recommended that some residents should leave their homes. This decision will be made when there is a possibility of a release of radiation over a long period of time. If your zone is to be evacuated, detailed instructions will be broadcast over the Emergency Broadcast System.

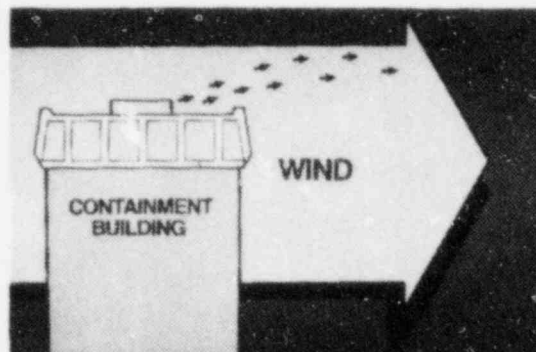
The release of radiation would most likely be into the air. It would act as a cloud traveling in the direction the wind is blowing. However, radiation is not visible, and it does not have an odor. But it can easily be detected by scientific equipment.

If radiation is released, it could occur all-at-once or over a period of time. As the release spreads, it becomes diluted in the atmosphere. It then loses itself in the air and becomes harmless.

If your zone is to be evacuated, when you leave your house, place a damp common cotton handkerchief or bathroom towel over your nose and mouth.

A full emergency plan has already been prepared for local residents. It takes into account seasonal changes in population, shifting winds, and bad weather. The plan divides the ten-mile area around the Shoreham Plant into the nineteen zones. Each zone can easily be identified, and has definite physical boundaries. If it is decided to evacuate areas around the plant, it will be done by zone. Each zone has been

assigned a letter of the alphabet. A map identifying your zone is located on page 10 of this booklet.





Check List

If the Emergency Broadcast System announces that your zone should be evacuated,

YOU SHOULD:

- Remain calm. You will have enough time to leave
- Ignore all rumors. Stay tuned to one of the emergency broadcast stations for official reports
- Avoid using the telephone (this will keep the phone lines open)
- Offer a ride to a neighbor who may need one
- Close the windows and air vents of your car. Do not use the air conditioner or heater till you have left the emergency area
- Leave by the route shown on the map in this booklet (see page 10)
- If you do not have a ride, walk to the nearest point on the emergency bus route. See the map on page 10 of this booklet.

You will receive notice to leave the zone long before any significant amount of radiation is released. You should have enough time to collect items listed below.

GATHER THE ITEMS YOU WOULD NEED FOR A FEW DAYS AWAY FROM HOME. INCLUDE:

- Blankets and sleeping bags for everyone
- Prescription medicines, if needed
- Changes of clothing for several days
- Personal items. Take shaving kits, soaps, and cosmetics
- Formulas and other needs of infants and children
- Checkbooks, credit cards, and important papers

- A portable radio (batteries included)
- Food and water for pets
- This booklet

IF YOU ARE DISABLED

Arrangements have been made for handicapped people who are unable to follow the directions given in this booklet. People needing special help because of physical disabilities, confinement, or old age should fill out the advance registration card in this booklet **now** and mail it (see page 000). Those who cannot mail the card for themselves should have someone do it for them. The cards will be used to compile a list of area residents with disabilities. Included will be people suffering from blindness, hearing loss, wheelchair confinement, or inability to move because of age. The disabled who need help will be properly cared for. Persons who mail the card will hear from us soon after we receive the card.




Be Prepared


To be sure that your family is prepared for any emergency, you should:

- Have your family read this booklet.
- Talk about it with the family.
Be sure that everyone knows what to do.
- Find your emergency Relocation Center on the map (page 10).
Note how you would get from your house to the Relocation Center.
- If the person on the radio tells your zone to leave home, go quickly.
Plan now where you will go. Will you go to your Relocation Center? Or will you go to a friend's or relative's house outside the 10-mile emergency area?
- Each family should decide now how they will get together. Does a family member work outside the zone? Arrange a meeting place outside the zone.
- Do you think you will need special help? If you do, mail the enclosed card to us. We will write back telling how we will help. Do you know of someone else who needs help? If you do, tell us that too.
- It is a good idea to keep a portable radio and extra batteries on hand. A flashlight and a first-aid kit are good to have with you too.
- Keep this booklet. Put it in a place that you will not forget.
- Any questions? Please feel free to write to:

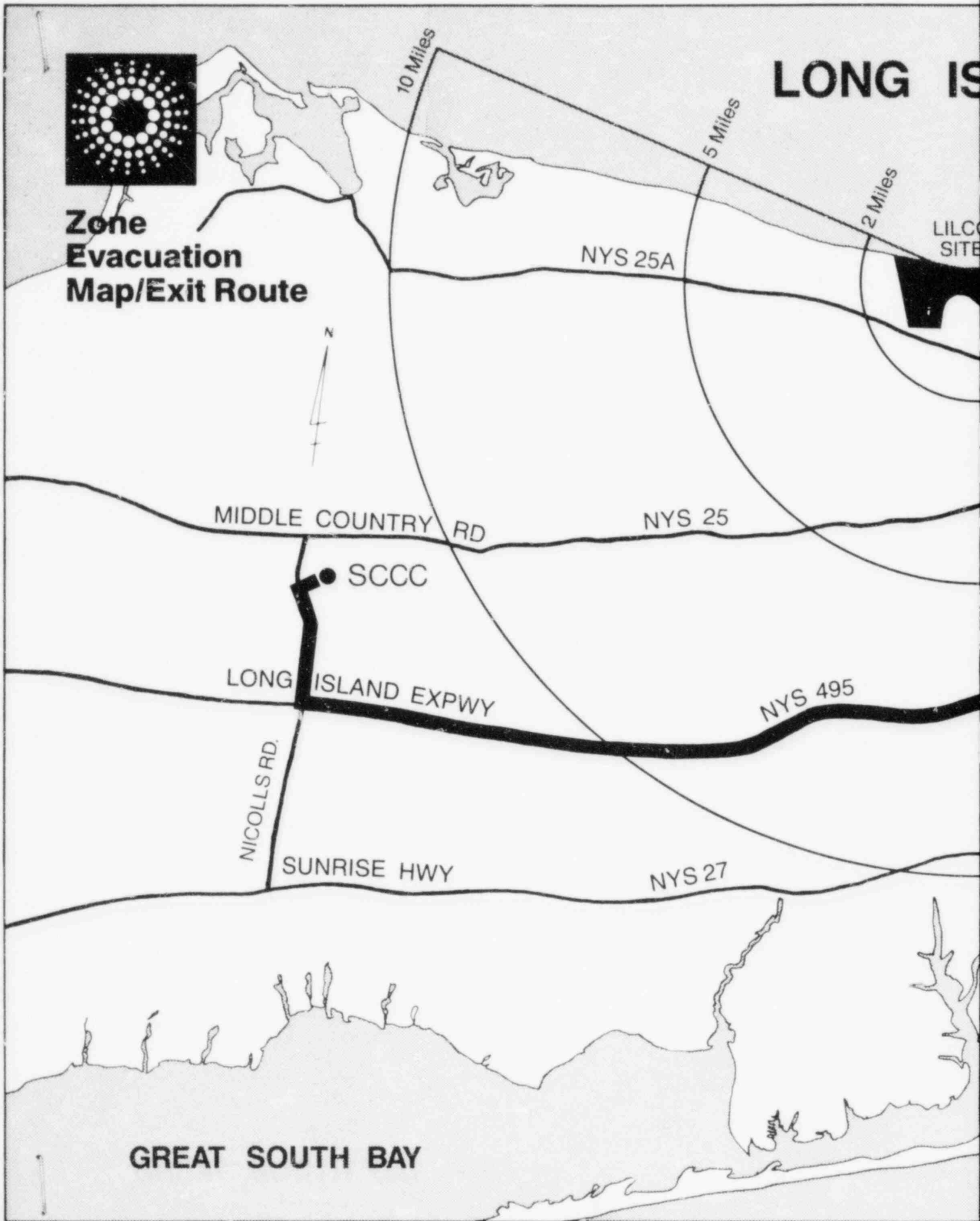
LILCO
P.O. Box 624
Wading River, NY 11742

We want to help.





**Zone
Evacuation
Map/Exit Route**



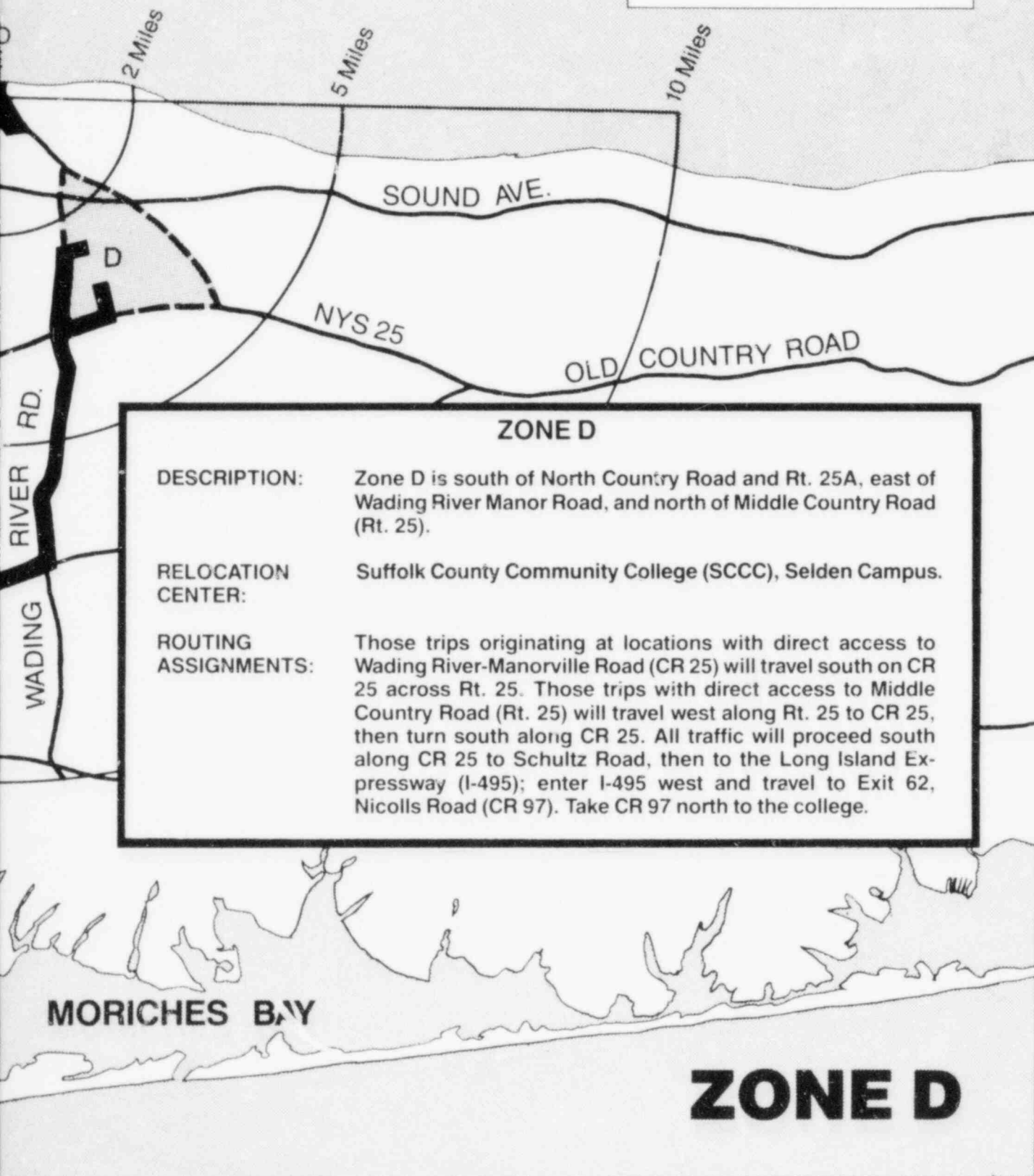
SLAND SOUND


LEGEND

--- ZONE BOUNDARIES



LILCO PLANT
PROPERTY





Zone Evacuation Map/Bus Route

LONG ISLAND SOUND

WADING RIVER LANDING

WILDWOOD
STATE
PARK

WILDWOOD

WADING
RIVER

NYS 25A

SOUND AVENUE

WILLIAM FLOYD PKWY.

DEEP POND

NORTH COUNTRY RD.

ZONE
D

LAKE
PANAMOKA

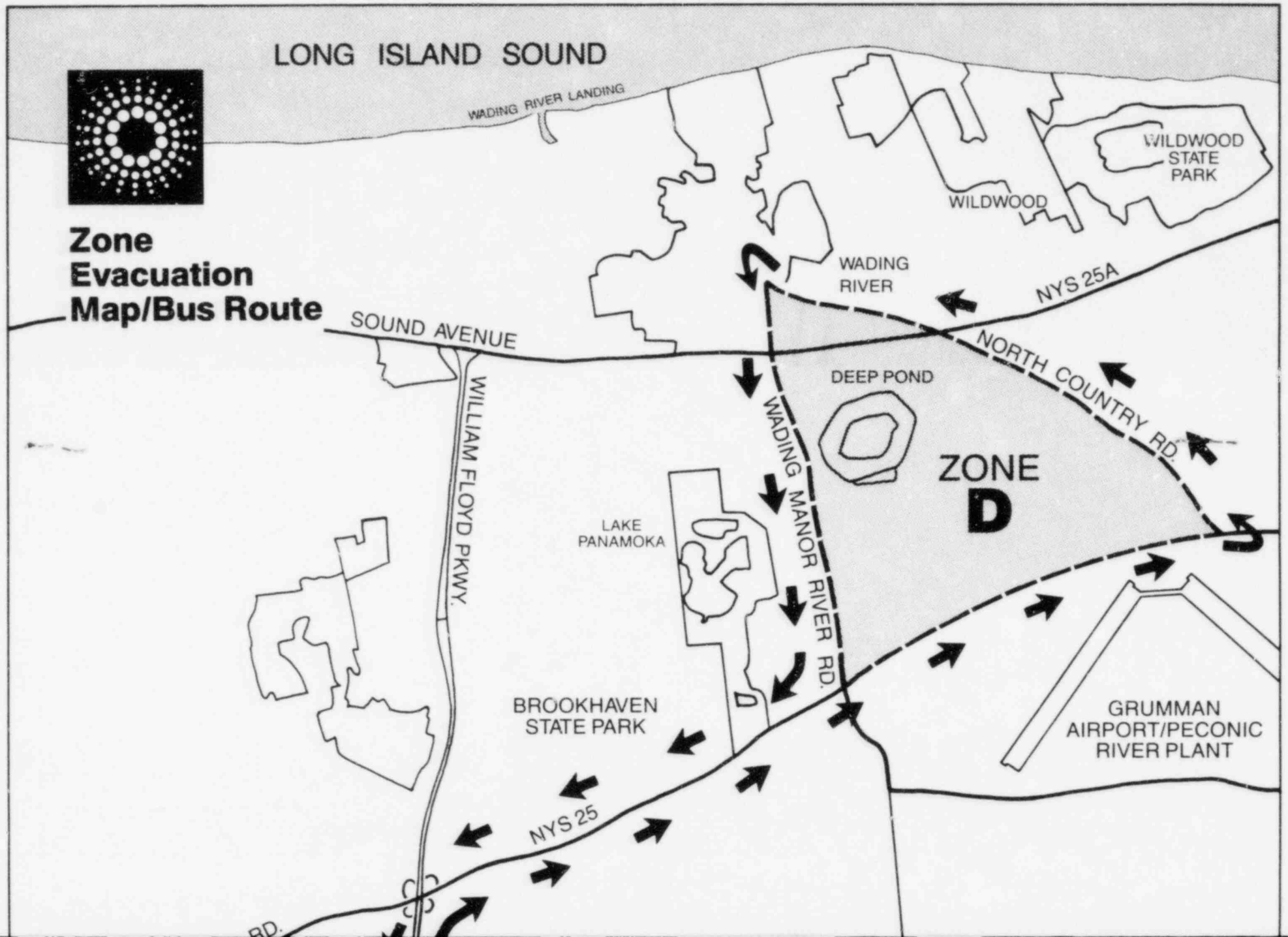
WADING MANOR RIVER RD.

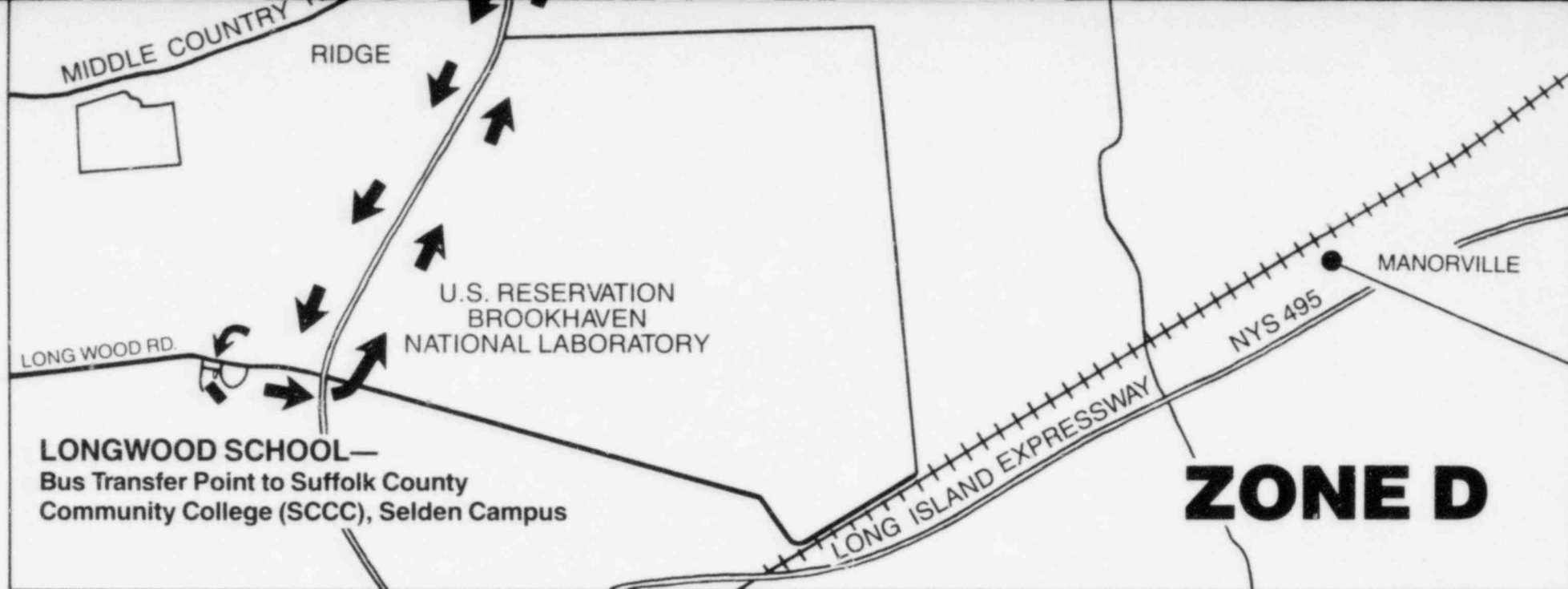
BROOKHAVEN
STATE PARK

GRUMMAN
AIRPORT/PECONIC
RIVER PLANT

NYS 25

RD.







Who Goes Where?

If the radio announcer tells your zone to leave the area, you have a choice as to where you will go. It is best to take your family out of the emergency area. Going to a friend or a relative would be best. However, if you do not have any place to go, the relocation center for your zone is THE SUFFOLK COUNTY COMMUNITY COLLEGE, SELDEN CAMPUS.

Other relocation centers for other zones include:

- The State University at Stony Brook
- The BOCES Islip Occupational Center Complex, Islip, N.Y.

If more space is needed, we will have two more Relocation Centers for you to go to. They are:

- The State University at Farmingdale
- St. Joseph's College, Patchogue

You will find each of the Relocation Centers easy to get to. All the services that you might need will be there. Everything will be done for your safety and comfort.

The Relocation Centers can be a meeting point. It can even be a message center for you, your family and your friends. Those planning to leave the emergency area can also use the Relocation Centers for a meeting place and for leaving messages.

Remember, wherever you choose to go, stay calm and drive carefully. Travel by the road shown on your map. Spend a few moments now checking the road you will take. Check either from your home to the Relocation Center, or to a friend or relative's house.



Children In School


There are 19 school districts in the emergency zone. The districts include:

1. Shoreham-Wading River
2. Little Flower Union Free
3. Rocky Point Union Free
4. Middle Island Central
5. Miller Place Union Free
6. Mt. Sinai Union Free
7. Port Jefferson Union Free (except Earl L. Vandermeulen High School)
8. Comsewogue Union Free (except Comsewogue Secondary School, John F. Kennedy JHS, Terryville Elementary School)
9. Middle Country Central (except New Lane Elementary School)
10. Patchogue-Medford Union Free (except Tremont Ave. Elementary School)
11. South Haven Union Free (except South Haven Elementary School)
12. South Manor Union Free
13. Eastport Union Free (except Eastport Elementary School)
14. Riverhead Central (except Mercy High School, Riverhead High School, Riverhead Junior High School, St. Isidore School, St. David School, Roanoke Ave. Elementary School, St. John School)
15. Wm. Floyd Union Free (except Wm. Floyd High School, Wm. Paca JHS, Nathaniel Woodhull School, William Floyd Elementary School, Tangier Smith Elementary School, Moriches Elementary School)
16. Center Moriches Union Free (except Center Moriches HS, Center Moriches Elementary School)
17. West Manor
18. BOCES I (except Harry B. Ward Occupational Center)
19. BOCES II

DO NOT DRIVE TO SCHOOL TO PICK UP YOUR CHILDREN. All of the districts will be kept up-to-date on conditions at the LILCO plant. Schools will be advised to implement emergency procedures at the Alert stage.



(Additional school information
is being developed)



What You Should Know About Radiation

(To help you understand radiation here is a report based on information by Roger Linnemann, M.D. He is a Professor of Radiology at the University of Pennsylvania School of Medicine. He is also President of the Radiation Management Corporation.)

NATURAL RADIATION Radiation has been with us since the beginning of time. We are constantly exposed to radiation from the atmosphere's cosmic rays. In addition, radioactive elements, such as radium and uranium, are scattered in harmless quantities throughout our world. This creates an environment on Earth that is always "radioactive." Our soil, the wood and brick that we use to build our homes, the food we eat, the water we drink are all radioactive. Even the air we breathe contains materials that are naturally radioactive.

Through most of our history we were unaware of natural radiation being released around us billions of times a second. But in the century since radiation was discovered, it has become one of the most widely studied and best understood processes in all of nature.

A standard measurement of radiation is called the "rem." Since most exposures result in only small fractions of a rem, they are often described in terms of the "millirem"—or one-thousandth of a rem.

EASILY DETECTED Radiation is easily detected and measured. We have instruments that can find even a few radioactive atoms among billions of non-radioactive ones. We can measure the precise amounts of radiation that we

are exposed to. Radiation comes from nature and other sources like medical and dental x-rays.

EXPOSURE LEVELS How many millirem are you now receiving? It depends on several factors. It depends on your diet, and the building materials of your home and workplace. Also the amount of medical x-rays you receive, and even the elevation of your home. Higher altitudes receive more natural radiation.


In 1979 a report on radiation was written by the U.S. Department of Health, Education and Welfare, the Environmental Protection Agency and other federal agencies. It found that Americans receive about 100 millirem a year from natural radiation in our environment.

Most Americans receive about 44 millirem a year from the atmosphere's cosmic radiation. Also, about 18 millirem from natural radioactivity in the water, food and air. And about 40 millirem come from natural radioactivity in soil and rocks.

In addition, most Americans are exposed to almost that much merely from medical and dental procedures. A single chest x-ray adds about 20 millirem. A dental x-ray about 3. Adult Americans receive about 90 millirem a year from medical sources.

Government scientists estimate that fallout from nuclear weapons adds 5 millirem. Some consumer products, like luminous watches, color television sets, and smoke detectors with small radioactive components give off additional exposure. Altogether, the total exposure of most New Yorkers to natural and man-made radiation is probably a little over 200 millirem each year.

Some Americans receive more radiation. If you live in Denver, for example, you would receive about 25 millirem more than if you lived at sea-level. The



higher elevation would expose you to additional cosmic rays. If you make trips by airplane you receive 1 to 2 additional millirem for each 2,500 miles. The higher flying altitudes put you closer to the sun's rays.


RADIATION AND NUCLEAR PLANTS

The operation of a nuclear power plant is a minor factor in radiation exposure. Even the people who live nearest a plant receive at most only 1 to 2 millirem a year! This is less than the radiation one gets during one coast-to-coast airplane flight.

What about radiation released as a result of a reactor accident? There are more than 75 nuclear-powered commercial electric plants operating around the country. Yet, there has never been an accident that has exposed the public to the level of a year's natural radiation. At Three Mile Island the containment building prevented a major release of radiation. This was what it was built to do.

Radiation and health experts calculated at Three Mile Island the most radiation that anyone could have received. Even those standing in the highest radiation area outside the plant for 10 days received a dose of only 70 millirems. They reported that the average exposure for the population within 5 miles of the plant was only about 1 millirem.





RADIATION GUIDELINES Two organizations of prominent scientific experts on radiation and health—The International Commission on Radiological Protection and the National Council on Radiation Protection and Measurements—were established in the 1920s. They recommend public health and safety standards for radiation exposure. After more than 50 years' experience, they today recommend that exposure to

workers in the nuclear industry be limited to a maximum of 5,000 millirem a year. For members of the public, the recommendation is a maximum of 500 millirem above natural and medical exposure.

We know that radiation can be hazardous at high levels. However, at the levels of these standards, if there is an effect on health, it is so small that we cannot even detect it.

Typical Radiation Sources¹

Sources and amount of annual radiation exposure, according to U.S. government health and environmental experts.

| Source | Millirem |
|---|----------|
| Cosmic rays from the sun | 44 |
| Natural radioactivity in water, food and air. | 18 |
| Natural radioactivity in soil and rocks | 40 |
| Medical and dental x-rays | 90 |
| Consumer products such as TV, luminous clock dials less than | 1 |
| Fallout from weapons test | 5 |
| Nuclear power plants routine operation . . less than | 1 |

¹The Report on the Inter-Agency Task Force on the Health Effects of Ionizing Radiation," issued by the U.S. Department of Health, Education and Welfare, June 1979.



NO POSTAGE
NECESSARY
IF MAILED
IN THE
UNITED STATES

BUSINESS REPLY MAIL

FIRST CLASS PERMIT NO 00000

POSTAGE WILL BE PAID BY ADDRESSEE

Long Island Lighting Co.
P.O. Box 0000
Hicksville, N.Y. 00000



Attachment 1.

James A. Laurenson
Chairman
Atomic Safety and Licensing
Board
U.S. Nuclear Regulatory
Commission
East-West Tower, Rm. 402A
4350 East-West Hwy.
Bethesda, MD 20814

Dr. Jerry R. Kline
Atomic Safety and Licensing
Board
U.S. Nuclear Regulatory
Commission
East-West Tower, Rm. 427
4350 East-West Hwy.
Bethesda, MD 20814

Dr. M. Stanley Livingston
1005 Calle Largo
Sante Fe. New Mexico 87501

Secretary of the Commission
U.S. Nuclear Regulatory
Commission
Washington, D.C. 20555

Atomic Safety and Licensing
Appeal Board Panel
U.S. Nuclear Regulatory
Commission
Washington, D.C. 20555

Atomic Safety and Licensing
Board Panel
U.S. Nuclear Regulatory
Commission
Washington, D.C. 20555

Bernard M. Bordenick, Esq.
David A. Repka, Esq.
Edwin J. Reis, Esq.
U.S. Nuclear Regulatory
Commission
7735 Old Georgetown Road
(to mailroom)
Bethesda, MD 20814

Eleanor L. Frucci, Esq.
Attorney
Atomic Safety and Licensing
Board Panel
U.S. Nuclear Regulatory
Commission
East-West Tower, North Tower
4350 East-West Highway
Bethesda, MD 20814

David J. Gilmartin, Esq.
Attn: Patricia A. Dempsey, Esq.
County Attorney
Suffolk County Department
of Law
Veterans Memorial Highway
Hauppauge, New York 11787

Herbert H. Brown, Esq.
Lawrence Coe Lanpher, Esq.
Christopher McMurray, Esq.
Kirkpatrick, Lockhart, Hill
Christopher & Phillips
8th Floor
1900 M Street, N.W.
Washington, D.C. 20036

Mr. Marc. W. Goldsmith
Energy Research Group
4001 Totten Pond Road
Waltham, Massachusetts 02154

MHB Technical Associates
1723 Hamilton Avenue
Suite K
San Jose, California 95125

Mr. Jay Dunkleberger
New York State Energy Office
Agency Building 2
Empire State Plaza
Albany, New York 12223

Hunton & Williams
707 East Main Street
P.O. Box 1535
Richmond, Virginia 23212

Stewart M. Glass, Esq.
Regional Counsel
Federal Emergency Management
Agency
26 Federal Plaza, Room 1349
New York, New York 10278

Stephen B. Latham, Esq.
Twomey, Latham & Shea
33 West Second Street
P.O. Box 398
Riverhead, New York 11901

Ralph Shapiro, Esq.
Canner & Shapiro, P.C.
9 East 40th Street
New York, New York 10016

James Dougherty, Esq.
3045 Porter Street
Washington, D.C. 20008

Howard L. Blau
217 Newbridge Road
Hicksville, New York 11801

Jonathan D. Feinberg, Esq.
New York State
Department of Public Service
Three Empire State Plaza
Albany, New York 12223

Spence W. Perry, Esq.
Associate General Counsel
Federal Emergency Management
Agency
500 C Street, S.W.
Room 840
Washington, D.C. 20472

All other holders of SNPS Local Offsite Radiological Emergency Response Plan.



LONG ISLAND LIGHTING COMPANY

175 EAST OLD COUNTRY ROAD • HICKSVILLE, NEW YORK 11801

Direct Dial Number

SNRC-954

August 17, 1983

Mr. Harold R. Denton, Director
Office of Nuclear Reactor Regulation
U.S. Nuclear Regulatory Commission
Washington, D.C. 20555

SUBMITTAL OF PUBLIC INFORMATION BROCHURE
REVISION 2

Dear Mr. Denton:

In Attachment 1 of our letter of July 28, 1983, "Submittal of Revision 1 Pages of Local Offsite Radiological Response Plan", we indicated that in response to the FEMA comment G.2, LILCO has revised the public information brochure to include improved maps, response card and school listings.

Attached to this letter is a copy of the revised Public Information Brochure, Rev. 2.

Very truly yours,

J. L. Smith
Manager Special Projects

KLM/kv

Attachment

cc: Mr. J. Higgins
All Parties Listed in Attachment 1

3029
1/1