

1004.36
Revision 1
03/21/83

IMPORTANT TO SAFETY
NON-ENVIRONMENTAL IMPACT RELATED


THREE MILE ISLAND NUCLEAR STATION
UNIT NO. 1 EMERGENCY PLAN IMPLEMENTING PROCEDURE
WAREHOUSE MUSTER

Table of Effective Pages

<u>Page</u>	<u>Revision</u>	<u>Page</u>	<u>Revision</u>	<u>Page</u>	<u>Revision</u>	<u>Page</u>	<u>Revision</u>
1.0	0						
2.0	1						
3.0	1						
4.0	0						
5.0	0						
6.0	0						

FOR
INFORMATION
ONLY

Crdg X


Signature

3/21/83
Date

- NA -

Signature

Date

Document ID: 0041W

8304200159 830413
PDR ADOCK 05000289
F PDR

X005

THREE MILE ISLAND NUCLEAR STATION
UNIT NO. 1 EMERGENCY PLAN IMPLEMENTING PROCEDURE
WAREHOUSE MUSTER

1.0 PURPOSE

The purpose of this procedure is to provide the Emergency Assembly Area Coordinator with a list of actions to be performed that will allow an orderly muster and evacuation upon declaration of a Site Emergency. The Emergency Assembly Area Coordinator is responsible for implementing this procedure.

2.0 ATTACHMENTS

- 2.1 Attachment I - Warehouse Muster Sheet
- 2.2 Attachment II - Warehouse Floor Plan and Muster Locations
- 2.3 Attachment III - Personnel Evacuation Route

3.0 EMERGENCY ACTION LEVELS

- 3.1 This procedure is to be initiated upon declaration of any of the following:
 - 3.1.1 Declaration of Site Emergency
 - 3.1.2 As directed by the Emergency Director

4.0 EMERGENCY ACTIONS

- 4.1 Upon declaration of a site emergency or when directed by the Emergency Director, the Emergency Assembly Area Coordinator shall report immediately to the Unit 1 Warehouse to commence mustering of personnel.

(init)

- 4.2 With assistance from the Site Protection Officer, the Emergency Assembly Area Coordinator should:
 - 1) Direct all personnel into the Warehouse through door marked "A" on Attachment II.
 - 2) Form 3 lines inside the warehouse as shown on Attachment II.
 - 3) Assign 3

individuals to take names etc., on muster sheets (see Attachment

I). 4) Assemble two groups as individuals are recorded. -

Technical Back-Up Group and Non Essential Group (see Attachment II for assembly locations).

- 4.2.1 The Technical Back-Up Group will consist of personnel with technical expertise (i.e., Mechanical, Electrical, I and C, Health Physics, Operations, etc.).

: NOTE: Two Dosimetry Department personnel will remain at :
: their work stations to provide TLD issue and reader :
: room coverage onsite. These individuals will be :
: located in room 108 of the Unit 2 Admin. Bldg. and :
: the TLD Bldg. The Dosimetry Supervisor or Dosimetry :
: Records Supervisor will note the names and locations :
: of these individuals on the muster sheet. :

- 4.2.2 The Non-Essential Group will consist of all other personnel. (i.e., Administrative etc.)

4.3 When muster is complete, the Emergency Assembly Area Coordinator shall establish communications with the Unit 1 Control Room (phone number X 8069, 8071) or security frequency of radio and inform the Emergency Director that muster is complete and ask if he requires any assistance from the Technical Back-Up group or Non-Essential group.

- 4.3.1 The Site Protection Officer shall inform his Duty Sergeant that muster is complete.

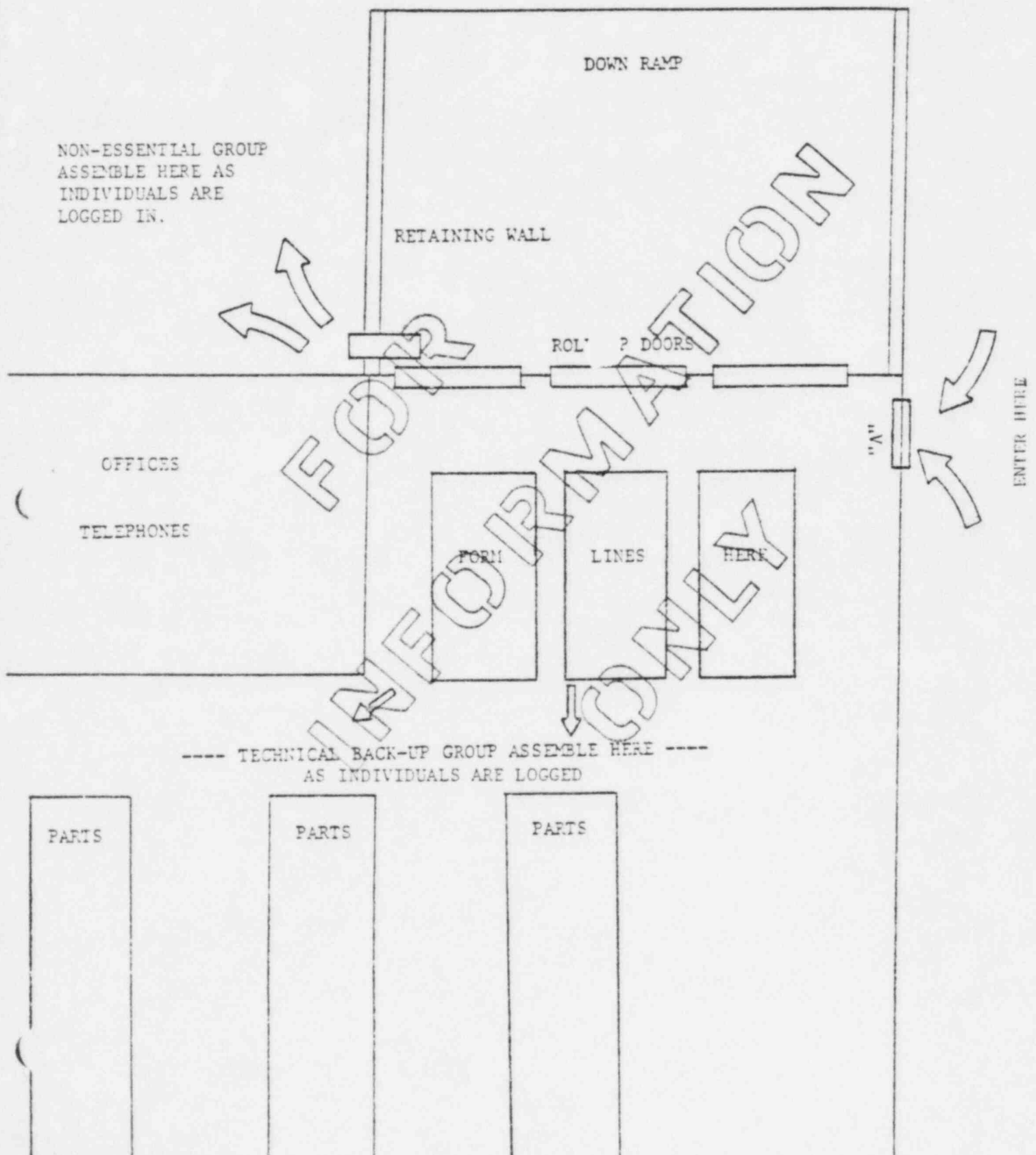
4.4 Muster sheets shall be given to the Site Protection Officer.

4.5 Upon receiving the message to evacuate the Emergency Assembly Area Coordinator and Site Protection Officer shall distribute Attachment III Personnel Evacuation Route located in the

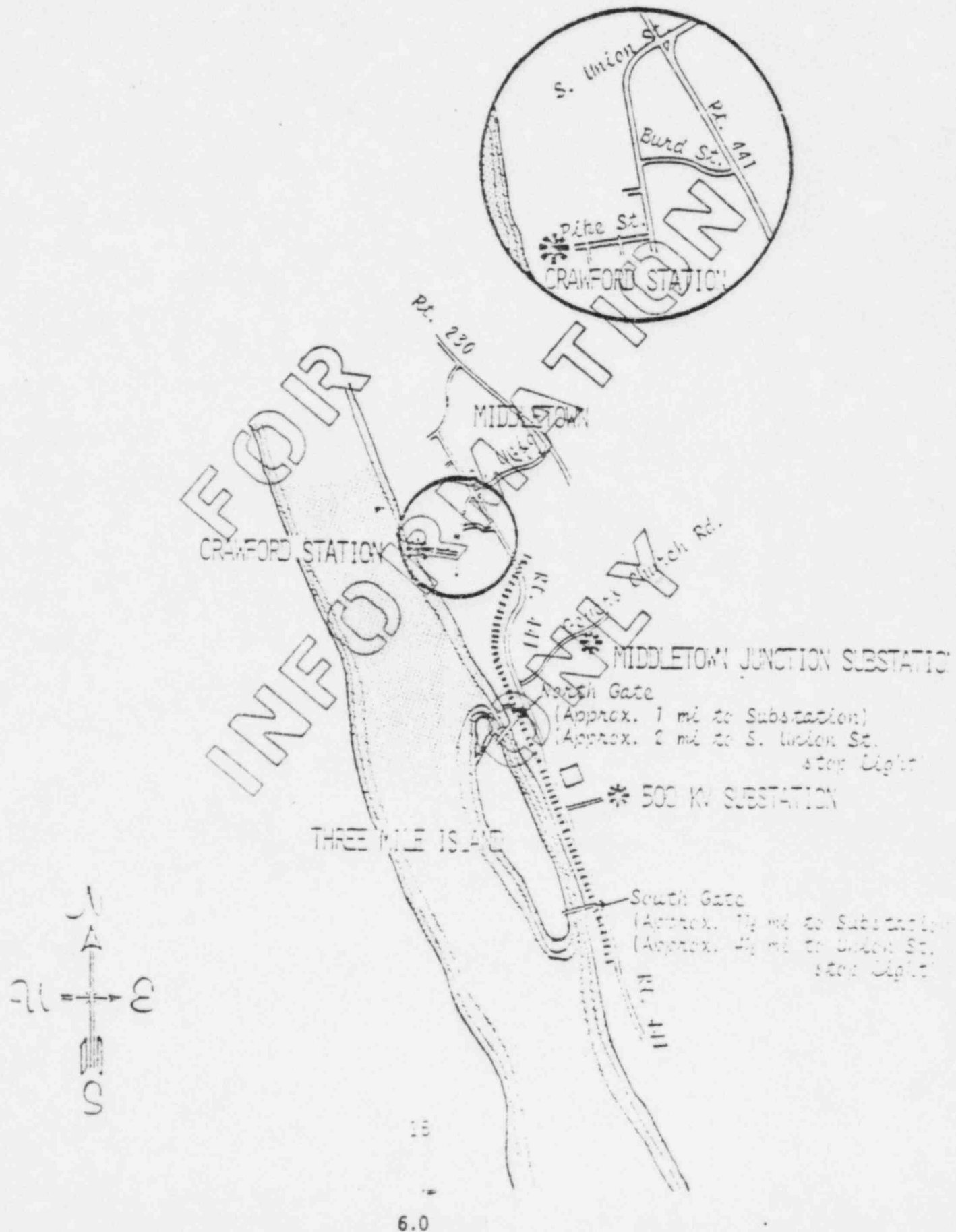
Emergency Locker and ensure an orderly evacuation by private vehicle to 500 KV Substation or Middletown Junction Substation - as directed. Once monitored at the 500 KV Substation or Middletown Substation ensure the Technical Backup Group reports to the AEOF.

5.0 FINAL CONDITIONS

- ____ 5.1 Muster of personnel at Warehouse is complete and the Emergency Director is informed.
- ____ 5.2 Instructions from Control Room, if any, concerning assistance from the Technical Back-Up Group or Non-Essential Group have been received.
- 5.3 Attachment III has been distributed to personnel.
- ____ 5.4 Personnel have commenced an orderly evacuation to either 500 KV Substation, or Middletown Substation, as directed for personnel/vehicle monitoring.

WAREHOUSE I
FLOOR PLAN / MUSTER LOCATIONS

PERSONNEL EVACUATION ROUTE



1004.8
Revision 7
03/22/83

IMPORTANT TO SAFETY
NON-ENVIRONMENTAL IMPACT RELATED

THREE MILE ISLAND NUCLEAR STATION
UNIT NO. 1 EMERGENCY PLANNING IMPLEMENTING PROCEDURE 1004.8
CALLOUT OF ONSITE AND OFFSITE DUTY ROSTER PERSONNEL

Table of Effective Pages

<u>Page</u>	<u>Revision</u>	<u>Page</u>	<u>Revision</u>	<u>Page</u>	<u>Revision</u>	<u>Page</u>	<u>Revision</u>
1.0	7						
2.0	7						
3.0	7						
4.0	7						
5.0	7						
6.0	7						
7.0	7						
8.0	7						
9.0	7						
10.0	7						
11.0	5						
12.0	6						
13.0	6						
14.0	6						

FOR
INFORMATION
ONLY

X

[Signature]
Signature

3/22/83
Date

- NA -

Signature

Date

Document ID: 0020W

THREE MILE ISLAND NUCLEAR STATION
UNIT NO. 1 EMERGENCY PLANNING IMPLEMENTING PROCEDURE 1004.8
CALLOUT OF ONSITE AND OFFSITE DUTY ROSTER PERSONNEL

1.0 PURPOSE

The purpose of this procedure is to provide guidance for the notification of the appropriate members of the onsite and offsite Emergency Duty Section(s).

The Communications Assistant is responsible for implementing this procedure when directed by the Emergency Director.

2.0 ATTACHMENTS

- 2.1 Attachment I Instructions for Code-A-Phone Answering Machine
- 2.2 Attachment II Notification of Board of Directors, Dispatch Control Center, V.P. Nuclear Assurance and GPU Reading.

3.0 EMERGENCY ACTION LEVELS

This procedure to be initiated upon declaration of the following:

- 3.1 Unusual Event (1004.1)
- 3.2 Alert (1004.2)
- 3.3 Site Emergency (1004.3)
- 3.4 General Emergency (1004.4)
- 3.5 As directed by the Emergency Director

4.0 EMERGENCY ACTIONS

- 4.1 Callout of Onsite Duty Roster - For an unusual Event, request the Emergency Director or his designee to indicate which Duty Section members are to be contacted, if any.

- 4.1.1 Verify that a message has been placed on the Code-A-Phone in accordance with Attachment I.

4.1.2 Contact the Operations and Maintenance Director TMI/1 (If not in Control Room).

a. R. J. Toole (if Toole is the Duty Section Superintendent proceed to the next step).

b. Work phone -

c. Home phone

d. Beeper

e. Message:

This is the Communications Assistant at Three Mile Island Unit I.

We have declared a(n) _____
(emergency classification)

at _____
(time)

4.1.3 Contact the Manager, Plant Operations TMI/1 (If not in Control Room)

a. M. J. Ross

b. Work phone -

c. Home phone

d. Beeper -

e. Message:

This is the Communications Assistant at the Three Mile Island Unit I.

We have declared a(n) _____
(emergency classification)

at _____
(time)

4.1.4 Contact the Director of Unit I (If not in Control Room)

- a. H. D. Hukill
- b. Work phone -
- c. Home phone
- d. Beeper -
- e. Message:

This is the Communications Assistant at Three Mile Island Unit I.

We have declared a(n) _____
(emergency classification)

at _____
(time)

4.1.5 Contact Public Information Representative

- a. Refer to "Onsite Duty Roster, Additional Support Personnel" for name, number, etc.
- b. Message

This is the Communications Assistant at Three Mile Island Unit I.

We have declared a(n) _____
(emergency classification)

at _____
(time)

4.1.6 Contact the Duty Site NRC Representative (Refer to the "TMI Weekly On-Call Schedule NRC Onsite Personnel" posted on the Shift Supervisor's Bulletin Board).

a. Message:

This is the Communications Assistant at Three Mile Island Unit 1.

We have declared a(n) _____
(emergency classification)

at _____
(time)

4.1.7 Contact one of the four Emergency Preparedness representatives listed below:

: <u>G. J. Giang</u> :	: <u>R. E. Rogan</u> :
: Work phone - :	: Work phone - :
: Home phone :	: Home phone :
: Beeper - :	: Beeper - :
: <u>R. F. Erberts</u> :	: <u>J. Brady</u> :
: Work phone - :	: Work phone :
: Home phone :	: Home phone :
: Beeper - :	: Beeper - :

Message:

This is the Communications Assistant at Three Mile Island Unit 1. We have declared

a(n) _____
(emergency classification)

at _____
(time)

For all classes of emergencies the Emergency Preparedness Representative is to ensure proper notification is made per Attachment II.

4.1.8 Contact the York Haven Power Station

- a. Telephone .
- b. Message:

This is the Communications Assistant at Three Mile Island Unit I.

We have declared a(n) _____
(emergency classification)

at _____
(time)

4.2 Callout of Onsite Duty Roster - required for an Alert, Site, or General Emergency or when directed by the Emergency Director.

4.2.1 Check the following locations to determine which members of the duty section have already reported in response to the emergency announcement.

- a. Control Room (visual check), Shift Supervisors office (visual check).
- b. Operations Support Center -
 - 1. Phone number -
- c. Technical Support Center -
 - 1. Phone number -

4.2.2 Using the Duty Roster as a reference make all the remaining notifications as instructed below:

: NOTE: The Communications Assistant will record a message on :
: the Code-A-Phone. This message will announce that an :
: emergency has occurred and require the duty section :
: member to confirm his response. A rewind of the :
: message tape will provide you with a status of re- :
: sponding duty section members. (Attachment I, :
: Step 3.) :
:

a. DURING NORMAL WORKING HOURS

(WEEKDAYS 8:00 a.m. to 4:30 p.m.)

1. Call the office number listed and tell the individual to respond to his designated duty station.
2. If the person is not there or if the party doesn't answer, activate the beeper, by dialing the number listed on the Duty Roster.
3. Periodically rewind the phone recording device to determine who has responded to the phone pager activation. See Note above.

b. AFTER HOURS/HOLIDAYS, ETC.

1. Call the home phone number listed and tell the individual to respond to his designated duty station.
2. If the person is not there or if the party doesn't answer, activate the beeper, by dialing the number listed on the Duty Roster.

3. Periodically rewind the phone recording device to determine who has responded to the beeper activation. See Note above.

4.2.3 Call the Environmental Assessment Command Center at _____ for the Environmental Assessment Line, after working hours contact G. Baker below and request that the EACC be activated.

G. Baker

Work Phone

Home Phone

Beeper

W. C. Ressler

Work Phone

Home Phone

Beeper

4.2.4 Inform the Emergency Director when all contacts have been made and provide him with a list of individuals that can not be reached.

: NOTE: If the duty section individual has not responded to :
: beeper activations, notify the Emergency Director :
: of this and request that he designate a suitable :
: replacement. :

4.3 Callout of offsite Duty Roster - Required for a Site or General Emergency or when directed by the Emergency Director. Obtain a copy of the offsite duty roster from the Shift Supervisor's office.

: NOTE: Prior to Commencing the actual callout of the :
: offsite duty roster personnel, inform the Unit 2 :
: Administration Building, Green Administration :
: Building, and Training Center Personnel that the :
: onsite and offsite emergency organizations are to :
: be activated. This can be accomplished by calling :
: the following: :
: Unit 2 Admin. Building Green Admin. Building :
: J. Barton's Office Unit 2 Site Operations :
: : Office :
: J. Devine's Office Training Center :
: E. Brown's Office :
: Dr. Knief's Office :

- 4.3.1 If an Unusual Event or Alert is declared request the Emergency Director to indicate which offsite duty members are to be contacted (if any). If a site or General Emergency is declared, proceed to step 4.3.2.

: NOTE: The offsite duty roster is divided into three :
: priority groups. The Priority one member is to be :
: contacted initially, then the priority two member, :
: then the priority three, until all members have :
: been reached. The entire offsite duty roster will :
: be activated to insure adequate staffing during the :
: initial phase of the Emergency and for recovery. :
:

- 4.3.2 Contact the offsite duty members in the following manner:

: NOTE: Personnel indicated by asterisks are Parsippany :
: based and are reached through the GPU offices in :
: Parsippany, or through the Jersey Central Power and :
: Light Company dispatcher in Morristown, NJ, :
: The dispatcher must be :
: requested to activate IMI Emergency Pager No. 111 or :
: activate the beeper of the Parsippany duty member. :
: If Parsippany Duty Personnel do not respond to their :
: beepers, attempt to contact these individuals at :
: home. :
:

- a. During Normal Working Hours
(workdays 8 a.m. to 4:30 p.m.)

1. Call the EOF and the AEOF
obtain the names of
the personnel that have responded, and check
off their names on the Off-Site Duty Roster.
2. Call Parsippany Technical Functions
to inform them of the emergency, and
have them activate their Technical Functions
Center. Record the name of the person con-
tacted and the time of the call.

3. Call all Priority I personnel at their office numbers, and tell the individual to respond to his designated duty station.
4. If the person is not there, activate his beeper.
5. Call all Priority II personnel by repeating steps 3 and 4 above.
6. Call all Priority III personnel by repeating steps 3 and 4 above.
7. At least once an hour, rewind the phone recording device (Code-A-Phone) to determine who has responded to beeper activation.

b. After hours/holidays, etc.

1. Call the home number listed for each Priority I position, and tell the individual to respond to their designated Duty Station.
2. If the person is not there, activate their beeper.
3. Follow steps 1 and 2 above for all Priority II personnel.
4. Follow steps 1 and 2 above for all Priority III personnel.
5. Periodically rewind the phone recording device (Code-A-Phone) to determine who has responded to beeper activation.

- 4.3.3 Update the duty roster with the appropriate information and status as to the phone calls made, the pagers activated and members responding.
- 4.3.4 Inform the Emergency Director when all contacts have been made and provide the Emergency Director with a list of individuals that cannot be reached.

: NOTE: If any of the duty roster positions have not been :
: filled, notify the Emergency Director or the :
: Emergency Support Director and request that he :
: designate a suitable replacement. :

5.0 FINAL CONDITIONS

- ___ 5.1 The members of the on-site duty section have been notified and are responding.
- ___ 5.2 If applicable, the members of the off-site duty roster have been notified and are responding.
- ___ 5.3 Appropriate message has been placed on the Code-A-Phone.

ATTACHMENT I

INSTRUCTIONS FOR CODE-A-PHONE ANSWERING MACHINE

CONTROL PHONE: Located in Shift Supervisor's Office

This is a telephone answering machine utilized to maintain a record of personnel responding to an emergency.

OPERATION:

1. To place out-going message on machine.
 - A. Position selector on machine front to "ANS-REC".
 - B. Pick-up handset.
 - C. Depress button on handset and begin recording the following message.

"This is _____ at Three Mile Island Unit I
(name)
Control Room. An emergency has been declared in
Unit _____. All members of the _____
(I or II) (Onsite/Offsite)
Emergency Organization report to your stations. At
the tone leave your name, position you will be
filling and your expected time of arrival".
 - D. Upon completion of message, release button on
handset and position selector on machine front to
"ANS-REC".
2. To check announcement.
 - A. Position selector on machine front to "ANN-CHECK".
 - B. If speaker switch is not in the "out" position then
pick-up handset and depress button. Message will be
heard on handset. If speaker switch is in the "out"
position, the message will be heard on the speaker.

ATTACHMENT I (Cont'd)

3. To check incoming calls.
 - A. Set the selector on machine front to "Play".
 - B. Rewind tape by placing rewind-fast forward lever to the rewind position (left). Once tape has been rewound, reposition the rewind-fast forward lever to the mid-position.
 - C. To listen to incoming calls proceed to step 2B above. Call Unit ____ Control Room at EXT ____ and ensure they put the same message on their Code-A-Phone.

: NOTE: Periodically contact Unit 2 to find out which :
: personnel have responded on their phone in order to :
: check them off on the roster. :

4. Insure at the termination of a drill or an emergency, the following message is placed on the Code-A-Phone by performing Step 1. For Step 1.6, use the following message: "This is Three Mile Island Unit ____
There currently is no emergency situation
in Unit _____. If you have been paged, and do
not suspect a false alarm, please contact your
Supervisor or the Unit ____ Control Room."

ATTACHMENT II

notification of Board of Directors, Vice President Nuclear Assurance and GPU-Reading Dispatch Control Center.

1. For all classes of emergencies notify:

GPU Reading Dispatch Control Center

Phone GPU Reading

Load Director's desk

NOTE: When Site evacuation is ordered, the Emergency Assembly Area Coordinator shall (upon receiving the message to evacuate) call the Met-Ed Lebanon dispatcher (at _____) and request that a Transmission and Distribution man be sent to the Substation to which the evacuation is being directed (i.e. Middletown or 500 KV).

2. For an Alert, Site, or General Emergency also notify the following individuals:

V.P. Nuclear Assurance

R.L. Long

Work Phone

Home Phone

Beeper (None) ☒

S. Bartnoff

Work Phone

Home Phone

Beeper

R.C. Arnold

Work Phone

Additional Office Parsip.

Home Phone

Beeper

B.H. Cherry

Work Phone

Home Phone

Beeper

ATTACHMENT II (Cont'd)

P.R. Clark

Work Phone

Home Phone

Beeper

W. Verrochi

Work Phone

Home Phone

Beeper None

H. Dieckamp

Work Phone

Home Phone

Beeper /

J.R. Leva

Work Phone

Home Phone

Beeper NONE

W. Kuhns

Work Phone

Home Phone

Beeper /

F.J. Smith

Work Phone

Home Phone

Beeper NONE