

INSERVICE INSPECTION REPORT

UNIT 2 OCONEE 1993 REFUELING
OUTAGE 13

Location: Hwy 130/183, Seneca, South Carolina 29679

NRC Docket No. 50-270

Commercial Service Date: September 9, 1974

Owner: Duke Power Company
526 S. Church St.
Charlotte, N. C. 28201-1006

Revision 0

Prepared By: RA Rouse Date 7/26/93
Reviewed By: J. E. Cherry Date 7/26/93
Approved By: J. B. Bowers Date 7/27/93

Copy No. 2 Assigned To NRC Document Control

Controlled X Uncontrolled

FORM NIS-1 OWNERS' DATA REPORT FOR INSERVICE INSPECTION S

As required by the Provisions of the ASME Code Rules

1. Owner: Duke Power Company, 526 S. Church St. Charlotte, NC 28201-1006
(Name and Address of Owner)
2. Plant: Oconee Nuclear Station, Highway 130/183, Seneca, SC 29679
(Name and Address of Plant)
3. Plant Unit: 2 4. Owner Certificate of Authorization (if required) N/A
5. Commercial Service Date: 9/9/74 6. National Board Number for Unit N/A
7. Components Inspected:

[illegible]

Note: Supplemental sheets in form of lists, sketches, or drawings may be used provided (1) size is 8 1/2 in. x 11 in., (2) information in Items 1 through 6 on this data report is included on each sheet, and (3) each sheet is numbered and the number of sheets is recorded at the top of this form.

FORM NIS-1 (back)

8. Examination Dates 3/3/92 to 6/20/93 9. Inspection Interval from 3/1/84 to 3/1/94
10. Abstract of Examinations. Include a list of examinations and a statement concerning status of work required for current interval. See attached report.
11. Abstract of Conditions Noted. See attached report.
12. Abstract of Corrective Measures Recommended and Taken. See attached report.

We certify that the statements made in this report are correct and the examinations and corrective measures taken conform to the rules of the ASME Code, Section XI.

Date 7/27 19 93 Signed Duke Power Co. By [Signature]
Owner

Certificate of Authorization No. (if applicable) N/A Expiration Date N/A

CERTIFICATE OF INSERVICE INSPECTION

I, the undersigned, holding a valid commission issued by the National Board of Boiler and Pressure Vessel Inspectors and/or the State or Province of N. C. and employed by *The HSBI&I Co. of Hartford have inspected the components described in this Owners Data Report during the period 3-3-92 to 6-20-93 and state that to the best of my knowledge and belief, the Owner has performed examinations and taken corrective measures described in this Owners' Data Report in accordance with the requirements of the ASME code, Section XI.

By signing this certificate neither the Inspector nor his employer makes any warranty, expressed or implied, concerning the examinations and corrective measures described in this Owners' Data Report. Furthermore, neither the Inspector nor his employer shall be liable in any manner for any personal injury or property damage or loss of any kind arising from or connected with this inspection.

Date 8-16 19 93

[Signature]

Inspector's Signature

Commissions NC 914

National Board, State, Province and No.

*The Hartford Steam Boiler Inspection & Insurance Co.
200 Ashford Center North
Suite 300
Atlanta Ga., 30338

CONTROLLED DISTRIBUTION

Copy No.

Assigned To

Original

Duke Power Company Quality
Assurance Technical Services

1

Oconee Component Engineering

2

NRC Document Control

UNCONTROLLED DISTRIBUTION

3

Hartford Steam Boiler Inspection
and Insurance Company (AIA)
c/o C. A. Ireland

TABLE OF CONTENTS

<u>Section</u>	<u>Title</u>	<u>Revision</u>
1.	<i>General Information</i>	0
2.	<i>Summary of Inservice Inspections for Outage 13</i>	0
3.	<i>Second Ten Year Inspection Status</i>	0
4.	<i>Final Inservice Inspection Plan for Outage 13</i>	0
5.	<i>Results of Inspections Performed During Outage 13</i>	0
6.	<i>Reportable Indications</i>	0
7.	<i>Personnel, Equipment, and Material Certifications</i>	0
8.	<i>Corrective Action</i>	0
9.	<i>Reference Documents</i>	0
10.	<i>Class 1 and 2 Repairs and Replacements</i>	0

1.0 General Information

This report describes the Inservice Inspection of Duke Power Company's Oconee Nuclear Station Unit 2 during the 1993 Refueling Outage (also referred to as Outage 13), which is in the Third Inspection Period of the Second Ten Year Interval.

Included in this report are the final Inservice Inspection Plan, the inspection results for each item, a summary for each category of examination and corrective action taken when unacceptable conditions were found. In addition, there is a section included for repairs and replacements required since March 3, 1992.

1.1 Identification Numbers

<u>Item</u>	<u>Manufacturer or Installer</u>	<u>Manufacturer or Installer Serial No.</u>	<u>State or Province No.</u>	<u>National Board No.</u>
Reactor Vessel	Babcock & Wilcox	620-0003-51-52	N/A	N-101
Steam Generator A	Babcock & Wilcox	620-0003-55-1	N/A	N-103
Steam Generator B	Babcock & Wilcox	620-0003-55-2	N/A	N-104
Pressurizer	Babcock & Wilcox	620-0003-59	N/A	N-102

1.2 Authorized Nuclear Inservice Inspector(s)

Name: M. B. Chapman

Employer: The Hartford Steam Boiler Inspection & Insurance
Company

Business Address: The Hartford Steam Boiler Inspection & Insurance Co.
200 Ashford Center North
Suite 300
Atlanta, GA 30338

2.0 Summary of Inservice Inspection for Outage 13

The information shown below provides an abstract of ASME Section XI Class 1, Class 2, and Augmented Items scheduled and examined during Outage 13 at Oconee Nuclear Station Unit 2.

2.1 *Class 1 Inspection*

Examination Category B-A Pressure Retaining Welds in Reactor Vessel

<i>Item Number</i>	<i>Description</i>	<i>Total Scheduled During Outage</i>	<i>Total Examined During Outage</i>
B01.010	<i>Shell Welds</i>		
B01.011	Circumferential	0	0
B01.012	Longitudinal	0	0
B01.020	<i>Head Welds</i>		
B01.021	Circumferential	0	0
B01.022	Meridional Welds	0	0
B01.030	<i>Shell to Flange Welds</i>	0	0
B01.040	<i>Head to Flange Welds</i>	0	0
B01.050	<i>Repair Welds</i>		
B01.051	Beltline Region	N/A	N/A
TOTALS		0	0

**Examination Category B-B Pressure Retaining Welds in Vessels Other than
Reactor Vessels**

<i>Item Number</i>	<i>Description</i>	<i>Total Scheduled During Outage</i>	<i>Total Examined During Outage</i>
	<i>Pressurizer</i>		
B02.010	<i>Shell to Head Welds</i>		
B02.011	Circumferential	0	0
B02.012	Longitudinal	0	0
B02.020	<i>Head Welds</i>		
B02.021	Circumferential	NA	NA
B02.022	Meridional Welds	NA	NA
	<i>Steam Generator</i>		
B02.030	<i>Head Welds</i>		
B02.031	Circumferential	N/A	N/A
B02.032	Meridional	N/A	N/A
B02.040	<i>Tubesheet to Head Weld</i>	0	0
	<i>Heat Exchangers (Primary Side)</i>		
B02.050	<i>Head Welds</i>		
B02.051	Circumferential	2	2
B02.052	Meridional	NA	NA
B02.060	<i>Tubesheet to Head Welds</i>	0	0
TOTALS		2	2

Examination Category B-D

Full Penetration Welds of Nozzles in Vessels Inspection Program B

Item Number	Description	Total Scheduled During Outage	Total Examined During Outage
B03.090	Reactor Vessel		
B03.100	Nozzle to Vessel Welds	0	0
	Nozzle Inside Radius Section	0	
B03.110	Pressurizer		
B03.120	Nozzle to Vessel Welds	0	0
	Nozzle Inside Radius Section	0	
B03.130	Steam Generators (Primary Side)		
B03.140	Nozzle to Vessel Welds	0	0
	Nozzle Inside Radius Section	0	
B03.150	Heat Exchangers (Primary Side)		
B03.160	Nozzle to Vessel Welds	0	0
	Nozzle Inside Radius Section	0	
TOTALS		2	2

Examination Category B-E

Pressure Retaining Partial Penetration Welds in Vessels

Item Number	Description	Total Scheduled During Outage	Total Examined During Outage
010	Partial Penetration Welds	NA	NA
	Vessel Nozzles	0	0
	Control Rod Drive Nozzles	0	0
	Instrumentation Nozzles	NA	NA
	Pressurizer	0	0
	Water Penetration Welds	NA	NA
		0	0

Examination Category B-D

Full Penetration Welds of Nozzles in Vessels
Inspection Program B

<i>Item Number</i>	<i>Description</i>	<i>Total Scheduled During Outage</i>	<i>Total Examined During Outage</i>
	<i>Reactor Vessel</i>		
B03.090	Nozzle to Vessel Welds	0	0
B03.100	Nozzle Inside Radius Section	0	0
	<i>Pressurizer</i>		
B03.110	Nozzle to Vessel Welds	0	0
B03.120	Nozzle Inside Radius Section	0	0
	<i>Steam Generators (Primary Side)</i>		
B03.130	Nozzle to Vessel Welds	0	0
B03.140	Nozzle Inside Radius Section	0	0
	<i>Heat Exchangers (Primary Side)</i>		
B03.150	Nozzle to Vessel Welds	2	2
B03.160	Nozzle Inside Radius Section	0	0
TOTALS		2	2

Examination Category B-E

Pressure Retaining Partial Penetration Welds
in Vessels

<i>Item Number</i>	<i>Description</i>	<i>Total Scheduled During Outage</i>	<i>Total Examined During Outage</i>
B04.010	<i>Partial Penetration Welds</i>		
B04.011	Vessel Nozzles	NA	NA
B04.012	Control Rod Drive Nozzles	0	0
B04.013	Instrumentation Nozzles	0	0
	<i>Pressurizer</i>		
B04.020	Heater Penetration Welds	NA	NA
TOTALS		0	0

Examination Category B-F

Pressure Retaining Dissimilar Metal Welds

<i>Item Number</i>	<i>Description</i>	<i>Total Scheduled During Outage</i>	<i>Total Examined During Outage</i>
	<i>Reactor Vessel</i>		
B05.010	Nominal Pipe Size $\geq 4"$ Nozzle to Safe End Butt Welds	0	0
B05.011	Nominal Pipe Size $< 4"$ Nozzle to Safe End Butt Weld	NA	NA
B05.012	Nozzle to Safe End Socket Welds	NA	NA
	<i>Pressurizer</i>		
B05.020	Nominal Pipe Size $\geq 4"$ Nozzle to Safe End Butt Welds	0	0
B05.021	Nominal Pipe Size $< 4"$ Nozzle to Safe End Butt Weld	NA	NA
B05.022	Nozzle to Safe End Socket Welds	NA	NA
	<i>Steam Generators</i>		
B05.030	Nominal Pipe Size $\geq 4"$ Nozzle to Safe End Butt Welds	NA	NA
B05.031	Nominal Pipe Size $< 4"$ Nozzle to Safe End Butt Weld	NA	NA
B05.032	Nozzle to Safe End Socket Welds	NA	NA
	<i>Heat Exchangers</i>		
B05.040	Nominal Pipe Size $\geq 4"$ Nozzle to Safe End Butt Welds	NA	NA
B05.041	Nominal Pipe Size $< 4"$ Nozzle to Safe End Butt Weld	NA	NA
B05.042	Nozzle to Safe End Socket Welds	NA	NA

Examination Category B-F (Continued)

<i>Item Number</i>	<i>Description</i>	<i>Total Scheduled During Outage</i>	<i>Total Examined During Outage</i>
	<i>Piping</i>		
B05.050	Nominal Pipe Size ≥ 4 " Dissimilar Metal Butt Welds	1	1
B05.051	Nominal Pipe Size < 4 " Dissimilar Metal Butt Welds	1	1
B05.052	Dissimilar Metal Socket Welds	NA	NA
<i>TOTALS</i>		2	2

Examination Category B-G-1 Pressure Retaining Bolting, Greater Than 2" in Diameter

<i>Item Number</i>	<i>Description</i>	<i>Total Scheduled During Outage</i>	<i>Total Examined During Outage</i>
	<i>Reactor Vessel</i>		
B06.010	Closure Head Nuts	15	15
B06.020	Closure Studs (in place)	NA	NA
B06.030	Closure Studs, (when removed)	30	30
B06.040	Threads in Flange	0	0
B06.050	Closure Washers, Bushings	15	15
	<i>Pressurizer</i>		
B06.060	Bolts and Studs	0	0
B06.070	Flange Surface (when connection disassembled)	0	0
B06.080	Nuts, Bushings and Washers	0	0
	<i>Steam Generators</i>		
B06.090	Bolts and Studs	NA	NA
B06.100	Flange Surface (when connection disassembled)	NA	NA

Examination Category B-G-1 (Continued)

<i>Item Number</i>	<i>Description</i>	<i>Total Scheduled During Outage</i>	<i>Total Examined During Outage</i>
B06.110	Nuts , Bushings and Washers	NA	NA
	<i>Heat Exchangers</i>		
B06.120	Bolts and Studs	NA	NA
B06.130	Flange Surface (when connection disassembled)	NA	NA
B06.140	Nuts , Bushings and Washers	NA	NA
	<i>Piping</i>		
B06.150	Bolts and Studs	NA	NA
B06.160	Flange Surface (when connection disassembled)	NA	NA
B06.170	Nuts , Bushings and Washers	NA	NA
	<i>Pumps</i>		
B06.180	Bolts and Studs	16	16
B06.190	Flange Surface (when connection disassembled)	0	0
B06.200	Nuts , Bushings and Washers	16	16
	<i>Valves</i>		
B06.210	Bolts and Studs	NA	NA
B06.220	Flange Surface (when connection disassembled)	NA	NA
B06.230	Nuts , Bushings and Washers	NA	NA
TOTALS		92	92

Examination Category B-G-2 Pressure Retaining Bolting, 2" and Less in Diameter

<i>Item Number</i>	<i>Description</i>	<i>Total Scheduled During Outage</i>	<i>Total Examined During Outage</i>
	<i>Reactor Vessel</i>		
B07.010	Bolts, Studs, and Nuts	NA	NA
	<i>Pressurizer</i>		
B07.020	Bolts, Studs, and Nuts	0	0
	<i>Steam Generators</i>		
B07.030	Bolts, Studs, and Nuts	2	2
	<i>Heat Exchangers</i>		
B07.040	Bolts, Studs, and Nuts	NA	NA
	<i>Piping</i>		
B07.050	Bolts, Studs, and Nuts	NA	NA
	<i>Pumps</i>		
B07.060	Bolts, Studs, and Nuts	NA	NA
	<i>Valves</i>		
B07.070	Bolts, Studs, and Nuts	2	2
	<i>CRD Housings</i>		
B07.080	Bolts, Studs, and Nuts	0	0
TOTALS		4	4

Examination Category B-H Integral Attachments for Vessels

<i>Item Number</i>	<i>Description</i>	<i>Total Scheduled During Outage</i>	<i>Total Examined During Outage</i>
	<i>Reactor Vessel</i>		
B08.010	Integrally Welded Attachments	0	0
	<i>Pressurizer</i>		
B08.020	Integrally Welded Attachments	0	0
	<i>Steam Generators</i>		
B08.030	Integrally Welded Attachments	0	0
	<i>Heat Exchangers</i>		
B08.040	Integrally Welded Attachments	NA	NA
TOTALS		0	0

Examination Category B-J Pressure Retaining Welds in Piping

<i>Item Number</i>	<i>Description</i>	<i>Total Scheduled During Outage</i>	<i>Total Examined During Outage</i>
B09.010	Nominal Pipe Size $\geq 4"$		
B09.011	Circumferential Welds	5	5
B09.012	Longitudinal Welds*	0	0
B09.020	Nominal Pipe Size $< 4"$		
B09.021	Circumferential Welds	2	2
B09.022	Longitudinal Welds	NA	NA
B09.030	Branch Pipe Connection Welds		

* Longitudinal welds that intersect circumferential welds are examined as required by Table IWB 2500-1, Category B-J. However, for reporting purposes, the totals do not reflect the number of longitudinal welds examined during this outage.

Examination Category B-J (Continued)

<i>Item Number</i>	<i>Description</i>	<i>Total Scheduled During Outage</i>	<i>Total Examined During Outage</i>
B09.031	Nominal Pipe Size $\geq 4"$	0	0
B09.032	Nominal Pipe Size $< 4"$	0	0
B09.040	Socket Welds	1	1
TOTALS		8	8

Examination Category B-K-1 Integral Attachments for Piping, Pumps and Valves

<i>Item Number</i>	<i>Description</i>	<i>Total Scheduled During Outage</i>	<i>Total Examined During Outage</i>
	<i>Piping</i>		
B10.010	Integrally Welded Attachments	0	0
	<i>Pumps</i>		
B10.020	Integrally Welded Attachments	0	0
	<i>Valves</i>		
B10.030	Integrally Welded Attachments	NA	NA
TOTALS		0	0

Examination Category B-L-1, B-M-1 Pressure Retaining Welds in Pump
Casings and Valve Bodies
B-L-2, B-M-2 Pump Casings and Valve Bodies

<i>Item Number</i>	<i>Description</i>	<i>Total Scheduled During Outage</i>	<i>Total Examined During Outage</i>
	<i>Pumps</i>		
B12.010	Pump Casing Welds	0	0
B12.020	Pump Casing	0	0
B12.030	Valves, Nominal Pipe Size <4" Valve Body Welds	NA	NA
B12.031	Valves, Nominal Pipe Size ≥4" Valve Body Welds	NA	NA
B12.040	Valve Body, Exceeding 4" Nominal Pipe Size	1	1
TOTALS		1	1

Examination Category B-N-1 Interior of Reactor Vessel
B-N-2 Integrally Welded Core Support Structures
and Interior Attachments to Reactor Vessels
B-N-3 Removable Core Support Structures

<i>Item Number</i>	<i>Description</i>	<i>Total Scheduled During Outage</i>	<i>Total Examined During Outage</i>
	<i>Reactor Vessel</i>		
B13.010	Vessel Interior	0	0
	<i>Reactor Vessel (BWR)</i>		
B13.020	Interior Attachments	NA	NA
B13.021	Core Support Structure	NA	NA
	<i>Reactor Vessel (PWR)</i>		
B12.030	Core Support Structure	0	0
TOTALS		0	0

Examination Category B-O

Pressure Retaining Welds in Control Rod Housings

<i>Item Number</i>	<i>Description</i>	<i>Total Scheduled During Outage</i>	<i>Total Examined During Outage</i>
	<i>Reactor Vessel</i>		
B14.010	Welds in CRD Housing	0	0
TOTALS		0	0

Examination Category B-P

All Pressure Retaining Components

<i>Item Number</i>	<i>Description</i>	<i>Total Scheduled During Outage</i>	<i>Total Examined During Outage</i>
	<i>Reactor Vessel</i>		
B15.010	Pressure Retaining Boundary	0	0
B15.011	Pressure Retaining Boundary	1	1
	<i>Pressurizer</i>		
B15.020	Pressure Retaining Boundary	0	0
B15.021	Pressure Retaining Boundary	1	1
	<i>Steam Generators</i>		
B15.030	Pressure Retaining Boundary	0	0
B15.031	Pressure Retaining Boundary	2	2
	<i>Heat Exchangers</i>		
B15.040	Pressure Retaining Boundary	0	0
B15.041	Pressure Retaining Boundary	2	2
	<i>Piping</i>		
B15.050	Pressure Retaining Boundary	0	0

Examination Category B-P (Continued)

<i>Item Number</i>	<i>Description</i>	<i>Total Scheduled During Outage</i>	<i>Total Examined During Outage</i>
B15.051	Pressure Retaining Boundary	10	10
	<i>Pumps</i>		
B15.060	Pressure Retaining Boundary	0	0
B16.061	Pressure Retaining Boundary	4	4
	<i>Valves</i>		
B15.070	Pressure Retaining Boundary	Covered in B15.050	Covered in B15.050
B15.071	Pressure Retaining Boundary	Covered in B15.051	Covered in B15.051
TOTALS		20	20

Examination Category B-Q Steam Generator Tubing

<i>Item Number</i>	<i>Description</i>	<i>Total Scheduled During Outage</i>	<i>Total Examined During Outage</i>
B16.010	Steam Generator Tubing in Straight Tube Design	**	**
B16.020	Steam Generator Tubing in U-Tube Design	NA	NA
TOTALS		NA	NA

** Steam Generator Tubing is examined and documented by the Diversified Services Group of the Generation Services Department as required by the Station Technical Specifications and is not included in this report.

F1.1 Component Supports

<i>Item Number</i>	<i>Description</i>	<i>Total Scheduled During Outage</i>	<i>Total Examined During Outage</i>
F1.01	Reference Section 4.0 of this report	14	14
TOTALS		14	14

2.2 Class 2 Inspections

Examination Category C-A Pressure Retaining Welds in Pressure Vessel

<i>Item Number</i>	<i>Description</i>	<i>Total Scheduled During Outage</i>	<i>Total Examined During Outage</i>
C01.010	Shell Circumferential Weld	1	1
C01.020	Head Circumferential Welds	0	0
C01.030	Tubesheet to Shell Weld	0	0
TOTALS		1	1

Examination Category C-B Pressure Retaining Nozzle Welds in Vessels

<i>Item Number</i>	<i>Description</i>	<i>Total Scheduled During Outage</i>	<i>Total Examined During Outage</i>
C02.010	Nozzles in Vessels $\leq 1/2$ " Nominal Thickness	0	0
C02.020	Nozzles in Vessels $> 1/2$ " Nominal Thickness	NA	NA

Examination Category C-B (Continued)

<i>Item Number</i>	<i>Description</i>	<i>Total Scheduled During Outage</i>	<i>Total Examined During Outage</i>
C02.021	Nozzle to Shell (or Head Welds)	0	0
C2.022	Nozzle Inside Radius Section	0	0
TOTALS		0	0

Examination Category C-C Pressure Retaining Nozzle Welds in Vessels

<i>Item Number</i>	<i>Description</i>	<i>Total Scheduled During Outage</i>	<i>Total Examined During Outage</i>
	<i>Pressure Vessels</i>		
C03.010	Integrally Welded Attachments	2	2
	<i>Piping</i>		
C03.040	Integrally Welded Attachments	7	7
	<i>Pumps</i>		
C03.070	Integrally Welded Attachments	NA	NA
	<i>Valves</i>		
C03.100	Integrally Welded Attachments	NA	NA
TOTALS		9	9

Examination Category C-D

Pressure Retaining Bolting Greater Than 2"
in Diameter

<i>Item Number</i>	<i>Description</i>	<i>Total Scheduled During Outage</i>	<i>Total Examined During Outage</i>
	<i>Pressure Vessels</i>		
C04.010	Bolts and Studs	NA	NA
	<i>Piping</i>		
C04.020	Bolts and Studs	NA	NA
	<i>Pumps</i>		
C04.030	Bolts and Studs	NA	NA
	<i>Valves</i>		
C04.040	Bolts and Studs	NA	NA
TOTALS		NA	NA

Examination Category C-F

Pressure Retaining Welds in Piping

<i>Item Number</i>	<i>Description</i>	<i>Total Scheduled During Outage</i>	<i>Total Examined During Outage</i>
C05.010	Piping Welds $\leq 1/2$ " Nominal Wall Thickness		
C05.011	Circumferential Weld	23	23
C05.012	Longitudinal Welds ***	0	0
C05.020	Piping Welds $> 1/2$ " Nominal Wall Thickness		
C05.021	Circumferential Welds	7	7
C05.022	Longitudinal Welds ***	0	0
C05.030	Pipe Branch Connections		
C05.031	Circumferential Welds	0	0
C05.032	Longitudinal Welds ***	0	0
TOTALS		30	30

*** Longitudinal welds that intersect circumferential welds were examined as required by Table IWC-2500-1, Category C-F. However, for reporting purposes, the totals do not reflect the number of longitudinal welds examined during this outage.

Examination Category C-G

Pressure Retaining Welds in Pumps and Valves

<i>Item Number</i>	<i>Description</i>	<i>Total Scheduled During Outage</i>	<i>Total Examined During Outage</i>
	<i>Pumps</i>		
C06.010	Pump Casing Welds	NA	NA
	<i>Valves</i>		
C06.020	Valve Body Welds	NA	NA
TOTALS		NA	NA

Examination Category C-H

All Pressure Retaining Components

<i>Item Number</i>	<i>Description</i>	<i>Total Scheduled During Outage</i>	<i>Total Examined During Outage</i>
	<i>Pressure Vessel</i>		
C07.010	Pressure Retaining Boundary	0	0
C07.011	Pressure Retaining Boundary	4	4
	<i>Piping</i>		
C07.020	Pressure Retaining Boundary	0	0
C07.021	Pressure Retaining Boundary	17	17
	<i>Pumps</i>		
C07.030	Pressure Retaining Boundary	0	0
C07.031	Pressure Retaining Boundary	2	2
	<i>Valves</i>		
C07.040	Pressure Retaining Boundary	Covered in C07.020	Covered in C07.020
C07.041	Pressure Retaining Boundary	Covered in C07.021	Covered in C07.021
TOTALS		23	23

F1.2 Component Supports

<i>Item Number</i>	<i>Description</i>	<i>Total Scheduled During Outage</i>	<i>Total Examined During Outage</i>
F1.02	Reference Section 4.0 of this report	63	63
TOTALS		63	63

2.3 Augmented Inspections

<i>Item Number</i>	<i>Description</i>	<i>Total Scheduled During Outage</i>	<i>Total Examined During Outage</i>
E01.001	Reactor Coolant Pump Flywheel	0	0
E02.001	Steam Generator Tube Examinations	Ref. footnote for Item No. B16.010	Ref. footnote for Item No. B16.010
E03.001	Alternate Examinations	2	2
E04.001	HPI Safe End Examinations	0	0
E05.001	Augmented Pressurizer Surge Line Examinations	2	2
E06.001	Augmented Weld Inspection	0	0
E07.001	Thermal Stress Piping (NRC Bulletin 88-08)	0	0
E08.001	Pressurizer Spray Piping Thermal Transient Inspection (Ref. PIR 1-O89-0003)	0	0
E09.001	Auxiliary Feedwater Header Water Hammer Examinations (PSC21-82)	15	15

Augmented Inspections (Continued)

<i>Item Number</i>	<i>Description</i>	<i>Total Scheduled During Outage</i>	<i>Total Examined During Outage</i>
E10.001	Pressurizer Sensing/ Sampling Nozzle Safe Ends	0	0
<i>TOTALS</i>		20	20

A detailed description of each examination listed in Sections 2.1 through 2.3 are located in Section 3 of this report. Results of each examination are located in Section 4 of this report.

3.0 Second Ten Year Inspection Status

The completion status of inspections required by the 1980 ASME Section XI Code, including Addenda through Winter 1980, is summarized in this section. The requirements are listed by the ASME Section XI Examination Category as defined in Table IWB-2500-1 for Class 1 Inspections, and in Table IWC-2500-1 for Class 2 Inspections. Augmented inspections are also included.

Class 1 Inspections

<u>Examination Category</u>	<u>Description</u>	<u>Inspections Required</u>	<u>Inspections Completed</u>	<u>Percentage Completed</u>	<u>† Deferral Allowed</u>
B-A	Pressure Retaining Welds in Reactor Vessel	8 Welds	8 Welds	100%	Yes
B-B	Pressure Retaining Welds in Vessels Other than Reactor Vessel	15 Welds	15 Welds	100%	No
B-D	Full Penetration Welds of Nozzles in Vessels	58 Inspections	58 Inspections	100%	Partial
B-E	Pressure Retaining Partial Penetration Welds in Vessels	31 Welds	31 Welds	100%	No
B-F	Pressure Retaining Dissimilar Metal Welds	38 Welds	38 Welds	100%	No
B-G-1	Pressure Retaining Bolting Greater than 2 Inch Diameter	552 Items	552 Items	100%	Yes
B-G-2	Pressure Retaining Bolting 2 Inches and Less in Diameter	40 Connections	40 Connections	100%	No
B-H	Integral Attachment for Vessels	12 Attachments	12 Attachments	100%	No
B-j	Pressure Retaining Welds in Piping	94 Welds	94 Welds	100%	No

† Deferral of inspection to the end of the interval as allowed by ASME Section XI Tables IWB and IWC 2500-1.

Class 1 Inspections (Continued)

<u>Examination Category</u>	<u>Description</u>	<u>Inspections Required</u>	<u>Inspections Completed</u>	<u>Percentage Completed</u>	<u>† Deferral Allowed</u>
B-K-1	Integral Attachments for Piping, Pumps and Valves	3 Attachments	3 Attachments	100%	No
B-L-1	Pressure Retaining Welds in Pump Casings	1 Weld	1 Weld	100%	Yes
B-L-2	Pump Casings	1 Casing	1 Casing	100%	Yes
B-M-1	Pressure Retaining Welds in Valve Bodies	None	N/A	N/A	N/A
B-M-2	Valve Body > 4 in. Nominal Pipe Size	2 Valves	2 Valves	100%	Yes
B-N-1	Interior of Reactor Vessel	3 Items	3 Items	100%	No
B-N-2	Integrally Welded Core Support Structures and Interior Attachments to Reactor Vessels	None	N/A	N/A	N/A
B-N-3	Removable Core Support Structures	1 Item	1 Item	100%	Yes
B-O	Pressure Retaining Welds in Control Rod Housings	3 Housings	3 Housings	100%	Yes
B-P	All Pressure Retaining Components				No
	System Leakage Test	117 Components	117 Components	100%	
	System Hydrostatic Test	20 Components	20 Components	100%	
B-Q	Steam Generator Tubing	As stated in Station Technical Specifications	100% Station Technical Specifications Met		N/A
F1.01	Class 1 Component Supports	85 Supports	85 Supports	100%	No

† Deferral of inspection to the end of the interval as allowed by ASME Section XI Tables IWB and IWC 2500-1.

Class 2 Inspections

<u>Examination Category</u>	<u>Description</u>	<u>Inspections Required</u>	<u>Inspections Completed</u>	<u>Percentage Completed</u>	<u>† Deferral Allowed</u>
C-A	Pressure Retaining Welds in Pressure Vessels	10 Welds	10 Welds	100%	No
C-B	Pressure Retaining Nozzle Welds in Vessels	5 Welds	5 Welds	100%	No
C-C	Integral Attachments for Vessels, Piping, Pumps and Valves	54 Attachments	54 Attachments	100%	No
C-D	Pressure Retaining Bolting Exceeding 2 Inches in Diameter	1 Item	1 Item	100%	No
C-F	Pressure Retaining Welds in Piping	264 Welds	264 Welds	100%	No
C-G	Pressure Retaining Welds in Pumps and Valves	None	N/A	N/A	N/A
C-H	All Pressure Retaining Components				No
	System or Component Functional Test	32 Components	24 Components	75%	
	System Hydrostatic Test	57 Components	30 Components	52.63%	
F1.02	Class 2 Component Supports	385 Supports	385 Supports	100%	No

† Deferral of inspection to the end of the interval as allowed by ASME Section XI Tables IWB and IWC 2500-1.

Augmented Inspections

<u>Description</u>	<u>Percentage Complete</u>
Reactor Coolant Pump Flywheels	100% of Technical Specifications met
Make-Up and High Pressure Injection Nozzle Safe-Ends	100% of requirements
Core Flood 2A Dump Valve Flange To Head Weld	100% of requirements
Core Flood Tank 2A Support Attachment Weld	100% of requirements
Thermal Stress Piping	100% of requirements

4.0 Final Inservice Inspection Plan For Outage 13

The final ISI Plan shown in this section lists all ASME Section XI Class 1 and ASME Section XI Class 2, and Augmented examinations credited for Outage 13 at Oconee Nuclear Station Unit 2.

The information shown below is a field description for the reporting format included in this section of the report:

A. Items examined by NDE methods

Item Number	=	ASME Section XI Tables IWB-2500-1 (Class 1), IWC-2500-1 (Class 2), IWF-2500-1 (Class 1 and Class 2), Augmented Requirements
ID Number	=	Unique Identification Number
Drawing Number	=	Location and/or Detail Drawing
Locs.	=	Location
Insp. Req.	=	Examination Technique - Magnetic Particle, Dye Penetrant, etc.
Proc. Numbers	=	Examination Procedures
Material Type/Grade	=	General Description of Material
Diam./Thick	=	Diameter/Thickness
Calib. Block	=	Calibration Block Number
Comments	=	General and/or Detail Description

PAGE 1
DATE 07/20/93

ITEM NUMBER	ID. NUMBER	DRAWING NUMBERS	LOCS.	IN. REQ.	PROJ. NUMBERS	TYPE/GRADE	THICK.	BLOCK	COMMENTS
B01.000.000	REACTOR VESSEL	WELDS*****							
B01.010.000	REACTOR VESSEL	SHELL WELDS*****							
B01.011.000	***** REACTOR VESSEL	CIRCUMFERENTIAL SHELL WELDS*****							
B01.012.000	REACTOR VESSEL	LONGITUDINAL SHELL WELDS*****							
B01.020.000	REACTOR VESSEL	HEAD WELDS*****							
B01.021.000	***** REACTOR VESSEL	HEAD WELDS***** CIRCUMFERENTIAL*****							
B01.022.000	REACTOR VESSEL	HEAD WELDS***** MERIDIONAL*****							
B01.030.000	***** REACTOR VESSEL	SHELL TO FLANGE WELD*****							

PROGRAM: NISIRUNB-QAISI02
FILE: C007133
PLANT: OCONEE UNIT 2
KEY: ITEM NUMBER B01

DUKE POWER COMPANY
QUALITY ASSURANCE DEPARTMENT
PRE-SERVICE AND IN-SERVICE INSPECTION SYSTEM
OCONEE 2 INSERVICE INSPECTION LISTING RFO #13

PAGE 2
DATE 07/20/93

ITEM NUMBER	ID. NUMBER	DRAWING NUMBERS	LOCS.	INSP. PROC. REQ. NUMBERS	MATERIAL TYPE/GRADE	DIAM./ THICK	CALIB. BLOCK	COMMENTS
B01.040.000	****	REACTOR VESSEL HEAD TO FLANGE WELDS		*** *****	*****		*****	***** ***** *****

PROGRAM: NISIRUMB-GAISIO2
FILE: C007133
PLANT: OCONEE UNIT 2
KEY: ITEM NUMBER B02

DUKE POWER COMPANY
QUALITY ASSURANCE DEPARTMENT
PRE-SERVICE AND IN-SERVICE INSPECTION SYSTEM
OCONEE 2 INSERVICE INSPECTION LISTING RFO #13

PAGE 3
DATE 07/20/93

ITEM NUMBER	ID. NUMBER	DRAWING NUMBERS	LOCS.	INSP. REQ.	PROC. NUMBERS	MATERIAL TYPE/GRADE	DIAM./THICK	CALIB BLOCK	COMMENTS
B02.011.000	***** PRESSURIZER	SHELL TO HEAD WELDS CIRCUMFERENTIAL*****	_____	***	*****	*****	____.____	*****	***** *****
B02.012.000	***** PRESSURIZER	WELDS***** LONGITUDINAL*****	_____	***	*****	*****	____.____	*****	***** *****
B02.040.000	*****STEAM	GENERATORS TUBESHEET TO HEAD WELDS*****	_____	***	*****	*****	____.____	*****	***** *****
B02.051.000	**** HEAT EXCHANGER	CIRCUMFERENTIAL **** SHELL / HEAD WELDS *	_____	***	*****	_____	____.____	_____	**** INSPECTOR TO RECORD **** ** COOLER S\N ON INSP. DATA **
B02.051.001	2-LDCB-OUT-V6	OM-201-3107	_____	UT	NDE-600	SS	08.62 40411 00.875		LDC-B OUT.CHNL.BODY TO END PLT PC.3 TO 14(OUT.7:1-51A-139-8) BASELINE OUTAGE 7
B02.051.002	2-LDCB-IN-V5	OM-201-3107	_____	UT	NDE-600	SS	08.62 40411 00.875		LDC-B INL.CHNL.BODY TO END PLT PC.3 TO 14(OUT.7:1-51A-139-9) BASELINE OUTAGE 7
B02.060.000	HEAT EXCHANGER	TUBESHEET TO SHELL** WELDS*****	_____	***	*****	*****	____.____	*****	**** INSPECTOR TO RECORD **** ** COOLER S\N ON INSP. DATA **

PROGRAM: NISIRUB-QAISI02
FILE: C007133
PLANT: GCONEE UNIT 2
KEY: ITEM NUMBER B03

DUKE POWER COMPANY
QUALITY ASSURANCE DEPARTMENT
PRE-SERVICE AND IN-SERVICE INSPECTION SYSTEM
OCONEE 2 INSERVICE INSPECTION LISTING RFO #13

PAGE 4
DATE 07/20/93

ITEM NUMBER	ID. NUMBER	DRAWING NUMBERS	LOCS.	INSP. PROC. REQ. NUMBERS	MATERIAL TYPE/GRADE	DIAM./THICK	CALIB BLOCK	COMMENTS
B03.090.000	REACTOR VESSEL	NOZZLE TO VESSEL HELDS*****						***** ***** *****
B03.100.000	REACTOR VESSEL	NOZZLE INSIDE RADIUS SECTION*****		*** *****	*****		*****	***** ***** *****
B03.110.000	***PRESSURIZER	NOZZLE TO VESSEL HELDS*****		*** *****	*****		*****	***** ***** *****
B03.120.000	***PRESSURIZER	NOZZLE INSIDE RADIUS SECTION*****		*** *****	*****		*****	***** ***** *****
B03.130.000	*****STEAM	GENERATOR NOZZLE TO VESSEL HELDS*****		*** *****	*****		*****	***** ***** *****
B03.140.000	*****STEAM	GENERATOR NOZZLE INSIDE RADIUS*****		*** *****	*****		*****	***** ***** *****
B03.150.000	HEAT EXCHANGER	NOZZLE TO VESSEL HELDS*****		*** *****	*****		*****	***** ***** *****
B03.150.002	2-LDCA-OUT-V2	CM-201-3107	UT	NDE-600	SS	03.00 00.875	40411	*** INSPECTOR TO RECORD ***** *** COOLER S/N ON INSP. DATA ** LDC-A TUBESIDE OUT NOZ. PC.5 TO 3 (OUT.7:2-44773-40-V2) BASELINE OUTAGE 7

PROGRAM: NISIRUM-CAISI02
FILE: C007133
PLANT: OCONEE UNIT 2
KEY: ITEM NUMBER B03

DUKE POWER COMPANY
QUALITY ASSURANCE DEPARTMENT
PRE-SERVICE AND IN-SERVICE INSPECTION SYSTEM
OCONEE 2 INSERVICE INSPECTION LISTING RFO #13

PAGE 5
DATE 07/20/93

ITEM NUMBER	ID. NUMBER	DRAWING NUMBERS	LOCS.	INSP. REQ.	PROC. NUMBERS	MATERIAL TYPE/GRADE	DIAM. THICK	CALIB BLOCK	COMMENTS
B03.150.004	2-LDCB-OUT-V2	OM-201-3107		UT	NDE-600	SS	03.00 00.875	40411	LDC-B TUBESIDE OUT.NOZ. PC.5 TO 3 (OUT.7:1-51A-139-V-5) B.L. OUT.7 TRANS. FROM UNIT 1
B03.160.000	***** HEAT EXCHANGER	NOZZLE INSIDE RADIUS SECTION *****		***	*****				**** INSPECTOR TO RECORD **** ** COOLER S/N ON INSP. DATA **

PROGRAM: NISIRUMB-QAISI02
FILE: C007133
PLANT: OCONEE UNIT 2
KEY: ITEM NUMBER B04

DUKE POWER COMPANY
QUALITY ASSURANCE DEPARTMENT
PRE-SERVICE AND IN-SERVICE INSPECTION SYSTEM
OCONEE 2 INSERVICE INSPECTION LISTING RFO #13

PAGE 6
DATE 07/20/93

ITEM NUMBER	ID. NUMBER	DRAWING NUMBERS	LOCS.	INSP. REQ.	PROC. NUMBERS	MATERIAL TYPE/GRADE	DIAM./ THICK	CALIB BLOCK	COMMENTS
B04.012.000	***** PARTIAL	PENETRATION WELDS*** CRD NOZZELS *****	=====	***	*****	*****	---*---	*****	INSPECT AND DOCUMENT 100 % OF NOZZLE WELDS ON NPD PROCEDURE
B04.013.000	***** PARTIAL	PENETRATION WELDS ** INCORE INSTRUMENTION	=====	***	*****	*****	---*---	*****	INSPECT AND DOCUMENT 100 % OF NOZZLE WELDS ON NPD PROCEDURE

PROGRAM: NISIRUNB-QAISI02
 FILE: C007133
 PLANT: OCONEE UNIT 2
 KEY: ITEM NUMBER B05

DUKE POWER COMPANY
 QUALITY ASSURANCE DEPARTMENT
 PRE-SERVICE AND IN-SERVICE INSPECTION SYSTEM
 OCONEE 2 INSERVICE INSPECTION LISTING RFO #13

PAGE 7
 DATE 07/20/93

ITEM NUMBER	ID. NUMBER	DRAWING NUMBERS	LOCS.	INSP. REQ. NUMBERS	PROC. MATERIAL TYPE/GRADE	DIAM./THICK	CALIB BLOCK	COMMENTS
B05.010.000	REACTOR VESSEL	NOZZLE TO SAFE END** BUTT WELDS*****	=====	*** *****	*****	---'---	*****	NOMINAL PIPE SIZE 4 IN. ***** AND GREATER *****
B05.020.000	***PRESSURIZER	NOZZLE TO SAFE END** BUTT WELDS*****	=====	*** *****	*****	---'---	*****	NOMINAL PIPE SIZE 4 IN. ***** AND GREATER *****
B05.021.000	***** PRESSURIZER	NOZZLE-TO-SAFE END** BUTT WELDS *****	=====	*** *****	*****	---'---	-----	NOMINAL PIPE SIZE < 4 IN.***** *****
B05.050.000	***** CLASS 1 PIPING	DISSIMILAR METAL**** BUTT WELDS*****	=====	*** *****	*****	---'---	*****	NOMINAL PIPE SIZE 4 IN. & OVER *****
B05.050.003	2PIA2-7	ISI-OCN2-008	=====	UT NDE-610	CS/SS	33.50 03.000	40397	A2 SUCTION, PUMP SAFE END TO PIPE
B05.050.003A	2PIA2-7	ISI-OCN2-008	=====	PT NDE-35	CS/SS	33.50 03.000	-----	A2 SUCTION, PUMP SAFE END TO PIPE
B05.051.000	***** CLASS 1 PIPING	DISSIMILAR METAL**** BUTT WELDS*****	=====	*** *****	*****	---'---	-----	NOMINAL PIPE SIZE < 4 INCHES *****
B05.051.001	2PIA1-11	ISI-OCN2-007	=====	PT NDE-35	CS/IN	03.50 00.816	-----	A1 SUCTION DRAIN NOZZLE SAFE END PC 65 TO 64

PROGRAM: NISIRUB-GAISI02
FILE: C007133
PLANT: OCONEE UNIT 2
KEY: ITEM NUMBER B06

DUKE POWER COMPANY
QUALITY ASSURANCE DEPARTMENT
PRE-SERVICE AND IN-SERVICE INSPECTION SYSTEM
OCONEE 2 INSERVICE INSPECTION LISTING RFO #13

PAGE 8
DATE 07/20/93

ITEM NUMBER	ID. NUMBER	REACTOR VESSEL	DRAWING NUMBERS	LOC. NO.	INSP. PROC. REQ. NUMBERS	MATERIAL TYPE/GRADE	DIAM. / THICK	CALIB. BLOCK	COMMENTS
B06.010.000			CLOSURE HEAD NUTS *****		*** *****	*****	---'---	*****	*****
B06.010.037	2RPV-26-204-37		CM-1201-4 B&W 152009E3		MT NDE-25	CS	09.25 01.300	----	
B06.010.043	2RPV-26-204-43		CM-1201-4 B&W 152009E3		MT NDE-25	CS	09.25 01.300	----	
B06.010.044	2RPV-26-204-44		CM-1201-4 B&W 152009E3		MT NDE-25	CS	09.25 01.300	----	
B06.010.045	2RPV-26-204-45		CM-1201-4 B&W 152009E3		MT NDE-25	CS	09.25 01.300	----	
B06.010.046	2RPV-26-204-46		CM-1201-4 B&W 152009E3		MT NDE-25	CS	09.25 01.300	----	
B06.010.047	2RPV-26-204-47		CM-1201-4 B&W 152009E3		MT NDE-25	CS	09.25 01.300	----	
B06.010.048	2RPV-26-204-48		CM-1201-4 B&W 152009E3		MT NDE-25	CS	09.25 01.300	----	

PROGRAM: NISIRUMB-QAISI02
FILE: C007153
PLANT: OCONEE UNIT 2
KEY: ITEM NUMBER B06

DUKE POWER COMPANY
QUALITY ASSURANCE DEPARTMENT
PRE-SERVICE AND IN-SERVICE INSPECTION SYSTEM
OCONEE 2 INSERVICE INSPECTION LISTING RFO #13

PAGE 9
DATE 07/20/93

ITEM NUMBER	ID. NUMBER	DRAWING NUMBERS	LOCS.	INSP REQ.	PROC. NUMBERS	MATERIAL TYPE/GRADE	DIAM./ THICK	CALIB BLOCK	COMMENTS
=====	=====	=====	=====	=====	=====	=====	=====	=====	=====
B06.010.049	2RPV-26-204-65	OM-1201-4 B&W 152009E3	_____ _____ _____	MT	NDE-25	CS	09.25 01.300	-----	_____ _____ _____
B06.010.050	2RPV-26-204-50	OM-1201-4 B&W 152009E3	_____ _____ _____	MT	NDE-25	CS	09.25 01.300	-----	_____ _____ _____
B06.010.051	2RPV-26-204-51	OM-1201-4 B&W 152009E3	_____ _____ _____	MT	NDE-25	CS	09.25 01.300	-----	_____ _____ _____
B06.010.052	2RPV-26-204-52	OM-1201-4 B&W 152009E3	_____ _____ _____	MT	NDE-25	CS	09.25 01.300	-----	_____ _____ _____
B06.010.053	2RPV-26-204-53	OM-1201-4 B&W 152009E3	_____ _____ _____	MT	NDE-25	CS	09.25 01.300	-----	_____ _____ _____
B06.010.054	2RPV-26-204-54	OM-1201-4 B&W 152009E3	_____ _____ _____	MT	NDE-25	CS	09.25 01.300	-----	_____ _____ _____
B06.010.055	2RPV-26-204-55	OM-1201-4 B&W 152009E3	_____ _____ _____	MT	NDE-25	CS	09.25 01.300	-----	_____ _____ _____
B06.010.056	2RPV-26-204-56	OM-1201-4 B&W 152009E3	_____ _____ _____	MT	NDE-25	CS	09.25 01.300	-----	_____ _____ _____

PROGRAM: NISIRUNG-QAISI02
FILE: C007133
PLANT: OCONEE UNIT 2
KEY: ITEM NUMBER B06

DUKE POWER COMPANY
QUALITY ASSURANCE DEPARTMENT
PRE-SERVICE AND IN-SERVICE INSPECTION SYSTEM
OCONEE 2 INSERVICE INSPECTION LISTING RFO #13

ITEM NUMBER	ID. NUMBER	DRAWING NUMBERS	LOCS.	INSP. REQ.	PROC. NUMBERS	MATERIAL TYPE/GRADE	DIAM./ THICK	CALIB BLOCK	COMMENTS
B06.030.000	REACTOR VESSEL	CLOSURE STUDS***** *****	_____	***	*****	*****	_____ _____ _____	*****	WHEN REMOVED***** ***** _____ _____ _____
B06.030.037	2RPV-25-204-37	OM-1201-4 B&W 152009E3	_____	UT	NDE-44	CS	06.50 63.250	40365	_____ _____ _____
B06.030.037A	2RPV-25-204-37	OM-1201-4 B&W 152009E3	_____	MT	NDE-25	CS	06.50 63.250	-----	_____ _____ _____
B06.030.043	2RPV-25-204-43	OM-1201-4 B&W 152009E3	_____	UT	NDE-44	CS	06.50 63.250	40365	_____ _____ _____
B06.030.043A	2RPV-25-204-43	OM-1201-4 B&W 152009E3	_____	MT	NDE-25	CS	06.50 63.250	-----	_____ _____ _____
B06.030.044	2RPV-25-204-44	OM-1201-4 B&W 152009E3	_____	UT	NDE-44	CS	06.50 63.250	40365	_____ _____ _____
B06.030.044A	2RPV-25-204-44	OM-1201-4 B&W 152009E3	_____	MT	NDE-25	CS	06.50 63.250	-----	_____ _____ _____
B06.030.045	2RPV-25-204-45	OM-1201-4 B&W 152009E3	_____	UT	NDE-44	CS	06.50 63.250	40365	_____ _____ _____

PROGRAM: NISIRUM-CAISI02
FILE: C007133
PLANT: OCONEE UNIT 2
KEY: ITEM NUMBER B06

DUKE POWER COMPANY
QUALITY ASSURANCE DEPARTMENT
PRE-SERVICE AND IN-SERVICE INSPECTION SYSTEM
OCONEE 2 INSERVICE INSPECTION LISTING RFO #13

ITEM NUMBER	ID. NUMBER	DRAWING NUMBERS	LOCS.	INSP. REQ.	PROC. NUMBERS	MATERIAL TYPE/GRADE	DIAM./ THICK	CALIB BLOCK	COMMENTS
B06.030.045A	2RPV-25-204-45	OM-1201-4 B&W 152009E3	_____	MT	NDE-25	CS	06.50 63.250	-----	_____
B06.030.046	2RPV-25-204-46	OM-1201-4 B&W 152009E3	_____	UT	NDE-44	CS	06.50 63.250	40365	_____
B06.030.046A	2RPV-25-204-46	OM-1201-4 B&W 152009E3	_____	MT	NDE-25	CS	06.50 63.250	-----	_____
B06.030.047	2RPV-25-204-47	OM-1201-4 B&W 152009E3	_____	UT	NDE-44	CS	06.50 63.250	40365	_____
B06.030.047A	2RPV-25-204-47	OM-1201-4 B&W 152009E3	_____	MT	NDE-25	CS	06.50 63.250	-----	_____
B06.030.048	2RPV-25-204-48	OM-1201-4 B&W 152009E3	_____	UT	NDE-44	CS	06.50 63.250	40365	_____
B06.030.048A	2RPV-25-204-48	OM-1201-4 B&W 152009E3	_____	MT	NDE-25	CS	06.50 63.250	-----	_____
B06.030.049	2RPV-25-204-49	OM-1201-4 B&W 152009E3	_____	UT	NDE-44	CS	06.50 63.250	40365	_____

PROGRAM: NISIRUM-QAISI(2
FILE: C007133
PLANT: OCONEE UNIT 2
KEY: ITEM NUMBER B06

DUKE POWER COMPANY
QUALITY ASSURANCE DEPARTMENT
PRE-SERVICE AND IN-SERVICE INSPECTION SYSTEM
OCONEE 2 INSERVICE INSPECTION LISTING RFO #13

PAGE 12
DATE 07/20/93

ITEM NUMBER	ID. NUMBER	DRAWING NUMBERS	LOCS.	INSP REQ.	PROC. NUMBERS	MATERIAL TYPE/GRADE	DIAM./ THICK	CALIB BLOCK	COMMENTS
B06.030.049A	2RPV-25-204-49	OM-1201-4 B&W 152009E3	_____	MT	NDE-25	CS	06.50 63.250	-----	_____
B06.030.050	2RPV-25-204-50	OM-1201-4 B&W 152009E3	_____	UT	NDE-44	CS	06.50 63.250	40365	_____
B06.030.050A	2RPV-25-204-50	OM-1201-4 B&W 152009E3	_____	MT	NDE-25	CS	06.50 63.250	-----	_____
B06.030.051	2RPV-25-204-51	OM-1201-4 B&W 152009E3	_____	UT	NDE-44	CS	06.50 63.250	40365	_____
B06.030.051A	2RPV-25-204-51	OM-1201-4 B&W 152009E3	_____	MT	NDE-25	CS	06.50 63.250	-----	_____
B06.030.052	2RPV-25-204-52	OM-1201-4 B&W 152009E3	_____	UT	NDE-44	CS	06.50 63.250	40365	_____
B06.030.052A	2RPV-25-204-52	OM-1201-4 B&W 152009E3	_____	MT	NDE-25	CS	06.50 63.250	-----	_____
B06.030.053	2RPV-25-204-53	OM-1201-4 B&W 152009E3	_____	UT	NDE-44	CS	06.50 63.250	40365	_____

PROGRAM: NISIRUND-QAISI02
FILE: C007133
PLANT: OCONEE UNIT 2
KEY: ITEM NUMBER B06

DUKE POWER COMPANY
QUALITY ASSURANCE DEPARTMENT
PRE-SERVICE AND IN-SERVICE INSPECTION SYSTEM
OCONEE 2 INSERVICE INSPECTION LISTING RFO #13

PAGE 13
DATE 07/20/93

ITEM NUMBER	ID. NUMBER	DRAWING NUMBERS	LOCS.	INSP. REQ.	PROC. NUMBERS	MATERIAL TYPE/GRADE	DIAM./THICK	CALIB BLOCK	COMMENTS
B06.030.053A	2RPV-25-204-53	OM-1201-4 B&W 152009E3	_____	MT	NDE-25	CS	06.50 63.250	-----	_____
B06.030.054	2RPV-25-204-54	OM-1201-4 B&W 152009E3	_____	UT	NDE-44	CS	06.50 63.250	40365	_____
B06.030.054A	2RPV-25-204-54	OM-1201-4 B&W 152009E3	_____	MT	NDE-25	CS	06.50 63.250	-----	_____
B06.030.055	2RPV-25-204-55	OM-1201-4 B&W 152009E3	_____	UT	NDE-44	CS	06.50 63.250	40365	_____
B06.030.055A	2RPV-25-204-55	OM-1201-4 B&W 152009E3	_____	MT	NDE-25	CS	06.50 63.250	-----	_____
B06.030.056	2RPV-25-204-56	OM-1201-4 B&W 152009E3	_____	UT	NDE-44	CS	06.50 63.250	40365	_____
B06.030.056A	2RPV-25-204-56	OM-1201-4 B&W 152009E3	_____	MT	NDE-25	CS	06.50 63.250	-----	_____
B06.040.000	REACTOR VESSEL	THREADS IN FLANGE*** *****	_____	***	*****	*****	_____ _____ _____	*****	***** ***** *****

PROGRAM: NISIRUMB-QAISI02
FILE: C007133
PLANT: OCONEE UNIT 2
KEY: ITEM NUMBER B06

DUKE POWER COMPANY
QUALITY ASSURANCE DEPARTMENT
PRE-SERVICE AND IN-SERVICE INSPECTION SYSTEM
OCONEE 2 INSERVICE INSPECTION LISTING RFO #13

PAGE 14
DATE 07/20/93

ITEM NUMBER	ID. NUMBER	DRAWING NUMBERS	LOCS.	INSP REQ.	PROC. NUMBERS	MATERIAL TYPE/GRADE	DIAM./ THICK	CALIB BLOCK	COMMENTS
B06.050.000	REACTOR VESSEL	CLOSURE WASHERS AND* BUSHINGS*****	_____	***	*****	*****	____	*****	***** *****
B06.050.001	2RPV-WASH-BUSH	B&N 152009E	_____	VT1	QAL-13	CS	12.500	-----	RV CLOSURE WASHERS & BUSHINGS INSPECT WITH STUDS SCH. ABOVE
B06.060.000	***PRESSURIZER	BOLTING***** *****	_____	***	*****	*****	____	-----	***** *****
B06.070.000	***PRESSURIZER	FLANGE SURFACES***** *****	_____	***	*****	*****	____	*****	***** *****
B06.080.000	***PRESSURIZER	NUTS, BUSHINGS, AND WASHERS*****	_____	***	*****	*****	____	*****	***** *****
B06.180.000	*CLASS 1 PUMPS	BOLTS AND STUDS***** *****	_____	***	*****	*****	____	*****	GREATER THAN 2 INCH***** *****
B06.180.005	2RCP-2A1-S	OM-1201-1217 OM-1201D-0055	_____	UT	NDE-44	CS	02.25 11.750	40359	A1 SEAL GLAND BOLTS 8 TOTAL
B06.180.007	2RCP-2B1-S	OM-1201-1217 OM-1201D-0055	_____	UT	NDE-44	CS	02.25 11.750	40359	B1 SEAL GLAND BOLTS 8 TOTAL

PROGRAM: NISIRUMB-QAISI02
FILE: C007133
PLANT: OCONEE UNIT 2
KEY: ITEM NUMBER B06

DUKE POWER COMPANY
QUALITY ASSURANCE DEPARTMENT
PRE-SERVICE AND IN-SERVICE INSPECTION SYSTEM
OCONEE 2 INSERVICE INSPECTION LISTING RFO #13

PAGE 15
DATE 07/20/93

ITEM NUMBER	ID. NUMBER	DRAWING NUMBERS	LOCS.	INSP PROC. REQ. NUMBERS	MATERIAL TYPE/GRADE	DIAM./ THICK	CALIB BLOCK	COMMENTS
B06.190.000	*CLASS 1 PUMPS	FLANGE SURFACE***** *****		*** *****	*****	---	*****	WHEN CONNECTION DISASSEMBLED** *****
B06.200.000	*CLASS 1 PUMPS	NUTS, BUSHINGS, AND WASHERS*****		*** *****	*****	---	*****	***** *****
B06.200.005	2RCP-A1-WASH	OM-1201-1217 OM-1201D-0055		VT1 GAL-13		---		A1 RCP SEAL GLAND NUTS & WASHERS, 8 EACH
B06.200.007	2RCP-B1-WASH	OM-1201-1217 OM-1201D-0055		VT1 GAL-13		---		B1 RCP SEAL GLAND NUTS & WASHERS, 8 EACH

PROGRAM: NISIRUNB-GAISI02
FILE: C007133
PLANT: OCONEE UNIT 2
KEY: ITEM NUMBER B07

DUKE POWER COMPANY
QUALITY ASSURANCE DEPARTMENT
PRE-SERVICE AND IN-SERVICE INSPECTION SYSTEM
OCONEE 2 INSERVICE INSPECTION LISTING RFO #13

ITEM NUMBER	ID. NUMBER	DRAWING NUMBERS	LOCS.	INSP. REQ.	PROC. NUMBERS	MATERIAL TYPE/GRADE	DIAM. THICK	CALIB BLOCK	COMMENTS
B07.020.000	***PRESSURIZER	BOLTS,STUDS,AND NUTS *****		***	*****	*****	---'---	*****	***** *****
B07.030.000	*****STEAM	GENERATOR***** BOLTS,STUDS,AND NUTS		***	*****	*****	---'---	*****	***** *****
B07.030.003	25GB-LMN-BOLTS	B&W 146470E		VT1	QAL-13	CS	02.00 11.500	-----	STEAM GENERATOR 2B UPPER HEAD 16 MANHAY STUDS AND NUTS
B07.030.004	25GB-LMN-BOLTS	B&W 146470E		VT1	QAL-13	CS	02.00 11.500	-----	STEAM GENERATOR 2B LOWER HEAD 16 MANHAY STUDS AND NUTS
B07.070.000	CLASS 1 VALVES	BOLTS,STUDS,AND NUTS *****		***	*****	*****	---'---	*****	***** *****
B07.070.009	2-50-RC4	OM-2245-086		VT1	QAL-13	-----	03.00	-----	PRESSURIZER RELIEF LINE , VLV. RC-4 BOLTING
B07.070.019	2-50-LP131	OM-245-1085		VT1	QAL-13	-----	01.50	-----	AUX. PRESS. SPRAY, VLV. LP-131 BOLTING (REPLACES VLV. LP-45) (BASELINE OUTAGE 9)
B07.080.000	**CRD HOUSINGS	BOLTS,STUDS,AND NUTS *****		***	*****	*****	---'---	*****	INSPECT ONLY IF HOUSING IS*** DISASSEMBLED*****

PROGRAM: NISIRUNG-QAISI02
FILE: C007133
PLANT: OCONEE UNIT 2
KEY: ITEM NUMBER B08

DUKE POWER COMPANY
QUALITY ASSURANCE DEPARTMENT
PRE-SERVICE AND IN-SERVICE INSPECTION SYSTEM
OCONEE 2 INSERVICE INSPECTION LISTING RFO #13

PAGE 17
DATE 07/20/93

ITEM NUMBER	ID. NUMBER	DRAWING NUMBERS	LOCS.	INSP REQ.	PROC. NUMBERS	MATERIAL TYPE/GRADE	DIAM./ THICK	CALIB BLOCK	COMMENTS
B08.020.000	***PRESSURIZER	INTEGRALLY WELDED*** ATTACHMENTS*****	_____	***	*****	*****	____.	****	***** ***** *****

PROGRAM: NISIRUNB-QAISI02
FILE: CO07133
PLANT: OCONEE UNIT 2
KEY: ITEM NUMBER B09

DUKE POWER COMPANY
QUALITY ASSURANCE DEPARTMENT
PRE-SERVICE AND IN-SERVICE INSPECTION SYSTEM
OCONEE 2 INSERVICE INSPECTION LISTING RFO #13

PAGE 18
DATE 07/20/93

ITEM NUMBER	ID. NUMBER	DRAWING NUMBERS	LOCS.	INSP. PROC. REQ. NUMBERS	MATERIAL TYPE/GRADE	DIAM./ THICK	CALIB B.LOCK	COMMENTS
=====	=====	=====	=====	=====	=====	=====	=====	=====
B09.011.000	***** CLASS 1 PIPING	CIRCUMFERENTIAL***** HELDS*****	=====	*** *****	*****	-----	*****	NOMINAL PIPE SIZE 4 IN. & OVER *****
B09.011.104	2PSL-2	ISI-OCN2-015	=====	UT NDE-600 NDE1001	SS	10.75 01.000	40399	SELECTION CRITERIA 4.2.2
B09.011.104A	2PSL-2	ISI-OCN2-015	=====	PT NDE-35	SS	10.75 01.000	-----	SELECTION CRITERIA 4.2.2
B09.011.105	2PSL-3	ISI-OCN2-015	=====	UT NDE-600 NDE1001	SS	10.75 01.000	40399	SELECTION CRITERIA 4.2.2
B09.011.105A	2PSL-3	ISI-OCN2-015	=====	PT NDE-35	SS	10.75 01.000	-----	SELECTION CRITERIA 4.2.2
B09.011.106	2PSL-4	ISI-OCN2-015	=====	UT NDE-600 NDE1001	SS	10.75 01.000	40399	SELECTION CRITERIA 4.2.2
B09.011.106A	2PSL-4	ISI-OCN2-015	=====	PT NDE-35	SS	10.75 01.000	-----	SELECTION CRITERIA 4.2.2
B09.011.107	2PSL-6	ISI-OCN2-015	=====	UT NDE-600 NDE1001	SS	10.75 01.000	40399	SELECTION CRITERIAA 4.2.2

PROGRAM: NISIRUMB-GAISI02
FILE: C007133
PLANT: OCONEE UNIT 2
KEY: ITEM NUMBER B09

DUKE POWER COMPANY
QUALITY ASSURANCE DEPARTMENT
PRE-SERVICE AND IN-SERVICE INSPECTION SYSTEM
OCONEE 2 INSERVICE INSPECTION LISTING RFO #13

PAGE 19
DATE 07/20/93

ITEM NUMBER	ID. NUMBER	DRAWING NUMBERS	LOCS.	INSP. REQ.	PROC. NUMBERS	MATERIAL TYPE/GRADE	DIAM./ THICK	CALIB BLOCK	COMMENTS
B09.011.107A	2PSL-6	ISI-OCN2-015		PT	NDE-35	SS	10.75 01.000		SELECTION CRITERIA 4.2.2
B09.011.108	2PSL-7	ISI-OCN2-015		UT	NDE-600 NDE1001	SS	10.75 01.000	40399	SELECTION CRITERIA 4.2.2
B09.011.108A	2PSL-7	ISI-OCN2-015		PT	NDE-35	SS	10.75 01.000		SELECTION CRITERIA 4.2.2
B09.012.000	***** CLASS 1 PIPING	LONGITUDINAL***** HELDS*****		***	*****	*****	---'---	*****	NOMINAL PIPE SIZE 4 IN. & OVER *****
B09.021.000	***** CLASS 1 PIPING	CIRCUMFERENTIAL***** HELDS*****		***	*****	*****	---'---	*****	NOMINAL PIPE SIZE < 4 IN. **** *****
B09.021.048	2-51A-146-21	SYS 51A ISO 146		PT	NDE-35	SS	03.00 00.438	-----	2-A LETDOWN COOLER LINE TERMINAL END BASELINE RFO #10
B09.021.049	2-51A-147-27	SYS 51A ISO 147		PT	NDE-35	SS	03.00 00.438	-----	2-A LETDOWN COOLER LINE TERMINAL END BASELINE RFO #10
B09.022.000	***** CLASS 1 PIPING	LONGITUDINAL ***** HELDS *****		***	*****	*****	---'---	*****	NOMINAL PIPE SIZE < 4 IN. **** *****

PROGRAM: NISIRUNB-GAISI02
FILE: C007133
PLANT: OCONEE UNIT 2
KEY: ITEM NUMBER B09

DUKE POWER COMPANY
QUALITY ASSURANCE DEPARTMENT
PRE-SERVICE AND IN-SERVICE INSPECTION SYSTEM
OCONEE 2 INSERVICE INSPECTION LISTING RFO #13

PAGE 20
DATE 07/20/93

ITEM NUMBER	ID. NUMBER	DRAWING NUMBERS	LOCS.	INSP. REQ. NUMBERS	PROC. TYPE/GRADE	MATERIAL	DIAM./ THICK	CALIB. BLOCK	COMMENTS
B09.031.000	***** BRANCH PIPE	CONNECTION WELDS *** *****	_____	*** *****	*****	_____	_____	*****	NOMINAL PIPE SIZE 4 IN. & OVER *****
B09.032.000	*****BRANCH PIPE	CONNECTION WELDS *** *****	_____	*** *****	*****	_____	_____	*****	NOMINAL PIPE SIZE < 4 IN. **** *****
B09.040.000	***** SOCKET WELDS	***** *****	_____	*** *****	*****	_____	_____	*****	***** *****
B09.040.006	2-50-129-25	SYS 50 ISO 129	_____	PT NDE-35	SS	01.50 00.281	_____	_____	AUX. PRESSURIZER SPRAY LINE SOCKET WELD

PROGRAM: NISIRUMB-GAISI02
FILE: C007133
PLANT: O'CONNOR UNIT 2
KEY: ITEM NUMBER B12

DUKE POWER COMPANY
QUALITY ASSURANCE DEPARTMENT
PRE-SERVICE AND IN-SERVICE INSPECTION SYSTEM
O'CONNOR 2 IN-SERVICE INSPECTION LISTING RFO #13

PAGE 21
DATE 07/20/93

ITEM NUMBER	ID. NUMBER	DRAWING NUMBERS	LOTS.	INSP. PROC. REQ. NUMBERS	MATERIAL TYPE/GRADE	THICK.	DIAM./CALIB.	COMMENTS
B12.010.000	CLASS 1 PUMPS	CASING WELDS***** *****	*****	*** *****	*****	---	*****	***** ***** *****
B12.020.000	CLASS 1 PUMP	CASINGS***** *****	*****	*** *****	*****	---	*****	***** ***** *****
B12.040.000	***** CLASS 1 VALVE	BODIES EXCEEDING***** 4 INCH NPS*****	*****	*** *****	*****	---	*****	INSPECT IF VALVE IS DISASSEMBLED ***** *****
B12.040.006	2-53A-LP-48	CH-245-001	*****	VT3 QAL-14	*****	10.00	*****	B-SIDE LPI VALVE BODY VALVE LP-48 ***** *****

PROGRAM: MISIRUM-CAISI02
FILE: C007133
PLANT: OCONEE UNIT 2
KEY: ITEM NUMBER B13

DUKE POWER COMPANY
QUALITY ASSURANCE DEPARTMENT
PRE-SERVICE AND IN-SERVICE INSPECTION SYSTEM
OCONEE 2 INSERVICE INSPECTION LISTING RFO #13

ITEM NUMBER	ID. NUMBER	DRAWING NUMBERS	LOCS.	INSP REQ.	PROC. NUMBERS	MATERIAL TYPE/GRADE	DIAM./ THICK	CALIB BLOCK	COMMENTS
B13.010.000	REACTOR VESSEL	***** VESSEL INTERIOR***** ***** *****	_____	***	*****	*****	____	*****	***** ***** *****
B13.030.000	REACTOR VESSEL	***** CORE SUPPORT***** ***** STRUCTURE***** *****	_____	***	*****	*****	____	*****	***** ***** *****

PROGRAM: NISIRUNB-VAISI02
FILE: C007133
PLANT: OCONEE UNIT 2
KEY: ITEM NUMBER B14

DUKE POWER COMPANY
QUALITY ASSURANCE DEPARTMENT
PRE-SERVICE AND IN-SERVICE INSPECTION SYSTEM
OCONEE 2 INSERVICE INSPECTION LISTING RFO #13

PAGE 23
DATE 07/20/93

ITEM NUMBER	ID. NUMBER	DRAWING NUMBERS	LOCS.	INSP PROC. REQ. NUMBERS	MATERIAL TYPE/GRADE	DIAM./ THICK	CALIB BLOCK	COMMENTS
B14.010.000	REACTOR VESSEL	CRD HOUSING WELDS*** *****	_____	*** *****	*****	____	*****	INSPECT THREE HOUSINGS WHEN REMOVED

PROGRAM: NISIRUNB-QAISI02
FILE: C007133
PLANT: OCONEE UNIT 2
KEY: ITEM NUMBER C01

DUKE POWER COMPANY
QUALITY ASSURANCE DEPARTMENT
PRE-SERVICE AND IN-SERVICE INSPECTION SYSTEM
OCONEE 2 INSERVICE INSPECTION LISTING RFO #13

PAGE 29
DATE 07/20/93

ITEM NUMBER	ID. NUMBER	DRAWING NUMBERS	LOCS.	INSP. REQ. NUMBERS	PROC. TYPE/GRADE	MATERIAL	DIAM. / THICK	CALIB. BLOCK	COMMENTS
=====	=====	=====	=====	=====	=====	=====	=====	=====	=====
C01.010.000	*** PRESSURE VESSEL	SHELL WELDS ***** CIRCUMFERENTIAL ***	=====	*** *****	*****	-----	-----	*****	***** ***** *****
C01.010.006	CSGB-MGB-2	OM-1201-450 ISI-OCN2-004	=====	UT NDE-620 NDE-640	CS	-----	04.188	40339	GEN B SHELL TO NOZ BELT PC 2 TO 3 ----- -----
C01.020.000	*****HEAD	CIRCUMFERENTIAL***** WELDS*****	=====	*** *****	*****	-----	-----	*****	***** PRESSURE VESSEL ***** ***** ----- -----
C01.030.000	*****CLASS 2	TUBESHEET TO SHELL WELDS*****	=====	*** *****	*****	-----	-----	*****	***** PRESSURE VESSEL ***** ***** ----- -----

PROGRAM: NISIRMB-GAISI02
FILE: C007135
PLANT: OCONEE UNIT 2
KEY: ITEM NUMBER C02

DUKE POWER COMPANY
QUALITY ASSURANCE DEPARTMENT
PRE-SERVICE AND IN-SERVICE INSPECTION SYSTEM
OCONEE 2 INSERVICE INSPECTION LISTING RFO #13

PAGE 30
DATE 07/20/93

ITEM NUMBER	ID. NUMBER	DRAWING NUMBERS	LOCS.	INSP. REQ. NUMBERS	PROC. TYPE/GRADE	MATERIAL THICK.	DIAH./ CALIB. BLOCK	COMMENTS
C02.010.000	*****NOZZLES	IN VESSELS***** *****	_____	*** *****	*****	_____	*****	1/2" NOMINAL THICKNESS AND***** LESS*****
C02.021.000	*****NOZZLE	TO SHELL OR HEAD***** WELDS*****	_____	*** *****	*****	_____	*****	*****
C02.022.000	*****NOZZLE	INSIDE RADIUS***** SECTION*****	_____	*** *****	*****	_____	*****	*****

PROGRAM: NISIRUNG-QAISI02
FILE: C007133
PLANT: OCONEE UNIT 2
KEY: ITEM NUMBER C03

DUKE POWER COMPANY
QUALITY ASSURANCE DEPARTMENT
PRE-SERVICE AND IN-SERVICE INSPECTION SYSTEM
OCONEE 2 INSERVICE INSPECTION LISTING RFO #13

ITEM NUMBER	ID. NUMBER	DRAWING NUMBERS	LOCS.	INSP. REQ.	PROC. NUMBERS	MATERIAL TYPE/GRADE	DIAM./ THICK	CALIB BLOCK	COMMENTS
C03.010.000	*****PRESSURE	VESSELS INTEGRALLY** WELDED ATTACHMENTS**	_____	***	*****	*****	____	*****	***** *****
C03.010.015	25GB-NG84-WX	OM-201-1053 -----	_____	MT	NDE-25	CS	01.000	-----	SGB FEEDWATER HDR SUPPORT ATT. W-X QUADRANT NEAREST TO W AXIS
C03.010.016	25GB-NG84-XH	OM-201-1053 -----	_____	MT	NDE-25	CS	01.000	-----	SGB FEEDWATER HDR SUPPORT ATT. W-X QUADRANT NEAREST TO X AXIS
C03.040.000	CLASS 2 PIPING	INTEGRALLY WELDED ATTACHMENTS*****	_____	***	*****	*****	____	*****	***** *****
C03.040.009	2-01A-R10	0-1401B -----	_____	MT	NDE-25	CS	01.000	-----	M.S. - RIGID 2-01A-0-1401B-R10 D.E. STRESS CALC. OSC-440
C03.040.011	2-01A-R13	0-1401B -----	_____	MT	NDE-25	CS	____	-----	MAIN STEAM - RIGID 2-01A-0-1401B-R13
C03.040.013	2-01A-H5B	0-1481B -----	_____	MT	NDE-25	CS	____	-----	MAIN STEAM - X RIGID 2-01A-0-1481A-H5B
C03.040.014	2-01A-H5A	0-1481A -----	_____	MT	NDE-25	CS	____	-----	MAIN STEAM - X RIGID 2-01A-0-1481A-H5A

PROGRAM: NISIRUNB-GAISI02
FILE: C007133
PLANT: OCONEE UNIT 2
KEY: ITEM NUMBER C03

DUKE POWER COMPANY
QUALITY ASSURANCE DEPARTMENT
PRE-SERVICE AND IN-SERVICE INSPECTION SYSTEM
OCONEE 2 INSERVICE INSPECTION LISTING RFO #13

ITEM NUMBER	ID. NUMBER	DRAWING NUMBERS	LOCS.	INSP. REQ.	PROC. NUMBERS	MATERIAL TYPE/GRADE	DIAM./THICK	CALIB BLOCK	COMMENTS
C03.040.015	2-01A-H4A	0-1481A		MT	NDE-25	CS		-----	MAIN STEAM - X RIGID 2-01A-0-1481A-H4A
C03.040.091	25GB-HG87-XH	0H-201-1054		MT	NDE-25	CS	01.000	-----	SGB FDWTR.HDR. S/R ATTACH. X-W QUAD.NEAR X-AXIS
C03.040.092	25GB-HG87-HX	0H-201-1054		MT	NDE-25	CS	01.000	-----	SGB FDWTR.HDR. S/R ATTACH. H-X QUAD.NEAR H-AXIS

PROGRAM: NISIRUMB-QAISI02
FILE: C007133
PLANT: OCONEE UNIT 2
KEY: ITEM NUMBER C05

DUKE POWER COMPANY
QUALITY ASSURANCE DEPARTMENT
PRE-SERVICE AND IN-SERVICE INSPECTION SYSTEM
OCONEE 2 INSERVICE INSPECTION LISTING RFO #13

PAGE 33
DATE 07/20/93

ITEM NUMBER	ID. NUMBER	DRAWING NUMBERS	LOCS.	INSP. REQ.	PROC. NUMBERS	MATERIAL TYPE/GRADE	DIAM./ THICK	CALIB BLOCK	COMMENTS
C05.011.000	*****CLASS 2 PIPING	CIRCUMFERENTIAL WELD *****		***	*****	*****		*****	NOMINAL WALL THICKNESS ***** 1/2 IN. OR LESS *****
C05.011.007	2-53B-17.2-122	SYS 53B ISO 17 PT 2 -----		PT	NDE-35	SS	12.00 00.180	-----	
C05.011.009	2-53B-17.2-45	SYS 53B ISO 17 PT 2 -----		PT	NDE-35	SS	14.00 00.250	-----	
C05.011.011	2-53B-17.2-104	SYS 53B ISO 17 PT 2 -----		PT	NDE-35	SS	14.00 00.250	-----	
C05.011.020	2-53B-17.4-99	SYS 53B ISO 17 PT 4 -----		PT	NDE-35	SS	14.00 00.250	-----	
C05.011.022	2-53B-17.4-103	SYS 53B ISO 17 PT 4 -----		PT	NDE-35	SS	12.00 00.250	-----	TERMINAL END
C05.011.038	2-53B-19.2-74	SYS 53B ISO 19 PT 2 -----		PT	NDE-35	SS	10.00 00.165	-----	
C05.011.040	2-53B-19.2-67	SYS 53B ISO 19 PT 2 -----		PT	NDE-35	SS	10.00 00.165	-----	

PROGRAM: NISIRUNG-CAISI02
FILE: C007133
PLANT: OCONEE UNIT 2
KEY: ITEM NUMBER C05

DUKE POWER COMPANY
QUALITY ASSURANCE DEPARTMENT
PRE-SERVICE AND IN-SERVICE INSPECTION SYSTEM
OCONEE 2 INSERVICE INSPECTION LISTING RFO #13

ITEM NUMBER	ID. NUMBER	DRAWING NUMBERS	LOCS.	INSP. REQ.	PROC. NUMBERS	MATERIAL TYPE/GRADE	DIAM. THICK	CALIB BLOCK	COMMENTS
C05.011.053	2-53B-22.2-50	SYS 53B ISO 22 PT 2		PT	NDE-35	SS	14.00 00.250	-----	
C05.011.054	2-53B-26.1-1	SYS 53B ISO 26 PT 1		PT	NDE-35	SS	10.00 00.250	-----	
C05.011.055	2-53B-26.1-68	SYS 53B ISO 26 PT 1		PT	NDE-35	SS	08.00 00.250	-----	
C05.011.056	2-53B-26.1-6	SYS 53B ISO 26 PT 1		PT	NDE-35	SS	10.00 00.250	-----	
C05.011.057	2-53B-26.1-8A	SYS 53B ISO 26 PT 1		PT	NDE-35	SS	10.00 00.250	-----	
C05.011.058	2-53B-26.1-11	SYS 53B ISO 26 PT 1		PT	NDE-35	SS	10.00 00.250	-----	
C05.011.059	2-53B-26.1-15	SYS 53B ISO 26 PT 1		PT	NDE-35	SS	10.00 00.250	-----	
C05.011.060	2-53B-26.1-19	SYS 53B ISO 26 PT 1		PT	NDE-35	SS	10.00 00.250	-----	

PROGRAM: NISIRUNG-GAISI02
FILE: C007133
PLANT: OCONEE UNIT 2
KEY: ITEM NUMBER C05

DUKE POWER COMPANY
QUALITY ASSURANCE DEPARTMENT
PRE-SERVICE AND IN-SERVICE INSPECTION SYSTEM
OCONEE 2 INSERVICE INSPECTION LISTING RFO #13

PAGE 35
DATE 07/20/93

ITEM NUMBER	ID. NUMBER	DRAWING NUMBERS	LOCS.	INSP. REQ.	PROC. NUMBERS	MATERIAL TYPE/GRADE	DIAM. THICK	CALIB BLOCK	COMMENTS
C05.011.061	2-53B-26.1-22	SYS 53B ISO 26 PT 1	_____	PT	NDE-35	SS	10.00 00.250	-----	_____
C05.011.062	2-53B-26.1-26	SYS 53B ISO 26 PT 1	_____	PT	NDE-35	SS	10.00 00.250	-----	_____
C05.011.095	2-53B-30-22	SYS 53B ISO 30	_____	PT	NDE-35	SS	10.00 00.165	-----	_____
C05.011.203	2-53A-8.3-72	SYS 53A ISO 8 P3	_____	PT	NDE-35	SS	14.00 00.375	-----	TERMINAL END
C05.011.205	2-CFTD-WJ217	B&W 142825E	_____	PT	NDE-35	CS/SS	14.00 00.375	-----	CORE FLOOD TANK 2B OUTLET NOZZLE TO SAFE END PC 6 TO 9
C05.011.302	2-54B-3.1-121	SYS 54B ISO 3 P1	_____	PT	NDE-35	SS	08.00 00.148	-----	_____
C05.011.304	2-54B-4.1-217	SYS 54B ISO 4 P1	_____	PT	NDE-35	SS	08.00 00.250	-----	_____
C05.011.501	2-01A-4.1-41	SYS 01A ISO 4 PT 1	_____	MT	NDE-25	CS	06.00 00.432	-----	_____

PROGRAM: MISIRUB-QAISI02
FILE: C007133
PLANT: OCONEE UNIT 2
KEY: ITEM NUMBER C05

DUKE POWER COMPANY
QUALITY ASSURANCE DEPARTMENT
PRE-SERVICE AND IN-SERVICE INSPECTION SYSTEM
OCONEE 2 INSERVICE INSPECTION LISTING RFO #13

PAGE 36
DATE 07/20/93

ITEM NUMBER	ID. NUMBER	DRAWING NUMBERS	LOCS.	INSP. REQ.	PROC. NUMBERS	MATERIAL TYPE/GRADE	DIAM./ THICK	CALIB BLOCK	COMMENTS
C05.012.000	***** CLASS 2	LONGITUDINAL WELDS** *****	=====	***	*****	*****	---'--- ---'---	*****	**** NOMINAL WALL THICKNESS ** *** 1/2 IN. OR LESS *****
C05.012.027	2-53A-8.3-72L	SYS 53A ISO 8 PT 3	=====	PT	NDE-35	SS	14.00 00.375	-----	LONG SEAM FOR C05.011.203
C05.021.000	***** CLASS 2	CIRCUMFERENTIAL***** WELDS*****	=====	***	*****	*****	---'--- ---'---	*****	NOMINAL WALL THICKNESS ***** > 1/2 INCH *****
C05.021.011	2-53A-8.3-66	SYS 53A ISO 8 P3	=====	UT	NDE-600 NDE1001	SS	14.00 01.250	40389	
C05.021.011A	2-53A-8.3-66	SYS 53A ISO 8 P3	=====	PT	NDE-35	SS	14.00 01.250	-----	
C05.021.067	2-03-FWD78-A	SYS 03 GRINN SUB ASSY FWD78	=====	RT	NDE-12	CS	24.00 01.219	-----	
C05.021.067A	2-03-FWD78-A	SYS 03 GRINN SUB ASSY FWD78	=====	MT	NDE-25	CS	24.00 01.219	-----	
C05.021.118	2-01A-5.4-28	SYS 01A ISO 5 PT 4 -----	=====	RT	NDE-12	CS	26.00 00.875	-----	

PROGRAM: NISIRUND-QAISI02
FILE: C007133
PLANT: OCONEE UNIT 2
KEY: ITEM NUMBER C05

DUKE POWER COMPANY
QUALITY ASSURANCE DEPARTMENT
PRE-SERVICE AND IN-SERVICE INSPECTION SYSTEM
OCONEE 2 INSERVICE INSPECTION LISTING RFD #13

PAGE 37
DATE 07/20/93

ITEM NUMBER	ID. NUMBER	DRAWING NUMBERS	LOCS.	INSP. REQ.	PROC. NUMBERS	MATERIAL TYPE/GRADE	DIAM./ THICK	CALIB BLOCK	COMMENTS
C05.021.118A	2-01A-5.4-28	SYS 01A ISO 5 PT 4		MT	NDE-25	CS	26.00 00.875	-----	
C05.021.125	2-01A-5.3-21	SYS 01A ISO 5 PT 3		RT	NDE-12	CS	36.00 01.164	-----	
C05.021.126A	2-01A-5.3-21	SYS 01A ISO 5 PT 3		MT	NDE-25	CS	36.00 01.164	-----	
C05.021.126	2-01A-4.2-27	SYS 01A ISO 4 PT 2		RT	NDE-12	CS	36.00 01.164	-----	
C05.021.126A	2-01A-4.2-27	SYS 01A ISO 4 PT 2		MT	NDE-25	CS	36.00 01.164	-----	
C05.021.204	2-03A-10-63	ISO 10 SYS 03A		RT	NDE-12	CS	06.00 00.562	-----	SELECTION CRITERIA 5.2
C05.021.204A	2-03A-10-63	SYS 03A ISO 10		MT	NDE-25	CS	06.00 00.562	-----	SELECTION CRITERIA 5.2
C05.021.205	2-03A-67-11	SYS 03A ISO 67		RT	NDE-12	CS	06.00 00.562	-----	

PROGRAM: NISIRUNB-WAISI02
FILE: C007133
PLANT: OCONEE UNIT 2
KEY: ITEM NUMBER C05

DUKE POWER COMPANY
QUALITY ASSURANCE DEPARTMENT
PRE-SERVICE AND IN-SERVICE INSPECTION SYSTEM
OCONEE 2 INSERVICE INSPECTION LISTING RFO #13

PAGE 38
DATE 07/20/93

ITEM NUMBER	ID. NUMBER	DRAWING NUMBERS	LOCS.	INSP. REQ. NUMBERS	PROC. MATERIAL TYPE/GRADE	DIAM./ THICK	CALIB BLOCK	COMMENTS
C05.021.205A	2-03A-67-11	SYS 03A ISO 67		MT NDE-25	CS	06.00 00.562		
C05.022.000	*** CLASS 2 PIPING	LONGITUDINAL WELDS * *****	*****	*** *****	*****	---	---	*** GREATER THAN 1/2 INCH ** *** NOMINAL WALL THICKNESS **
C05.022.023	2-01A-5.4-28L	SYS 01A ISO 5 PT 4		MT NDE-25	CS	26.00 00.875		LONG SEAM FOR C05.022.116A
C05.022.024	2-01A-5.4-28L	SYS 01 ISO 5 PT 4		RT NDE-12	CS	26.00 00.875		LONG SEAM FOR C05.021.118
C05.022.025	2-01A-5.3-21LE	SYS 01A ISO 5 PT 3		RT NDE-12	CS	36.00 01.164		LONG SEAM FOR C05.021.125 (EAST SIDE)
C05.022.025A	2-01A-5.3-21LE	SYS 01A ISO 5 PT 3		MT NDE-25	CS	36.00 01.164		LONG SEAM FOR C05.021.125A (EAST SIDE)
C05.022.026	2-01A-5.3-21LW	SYS 01A ISO 5 PT		RT NDE-12	CS	36.00 01.164		LONG SEAM FOR C05.021.125 (WEST SIDE)
C05.022.026A	2-01A-5.3-21LW	SYS 01A ISO 5 PT 3		MT NDE-25	CS	36.00 01.164		LONG SEAM FOR C05.021.125 (WEST SIDE)

PROGRAM: NISIRUNG-MAISIO2
FILE: C007133
PLANT: OCONEE UNIT 2
KEY: ITEM NUMBER C05

DUKE POWER COMPANY
QUALITY ASSURANCE DEPARTMENT
PRE-SERVICE AND IN-SERVICE INSPECTION SYSTEM
OCONEE 2 INSERVICE INSPECTION LISTING RFD #13

ITEM NUMBER	ID. NUMBER	DRAWING NUMBERS	LOCS.	INSP REQ.	PROC. NUMBERS	MATERIAL TYPE/GRADE	DIAM./ THICK	CALIB BLOCK	COMMENTS
C05.022.027	2-01A-4.2.27L	SYS 01A ISO 4 PT 2		RT	NDE-12	CS	36.00 01.164		LONG SEAM FOR C05.021.126
C05.022.027A	2-01A-4.2.27L	SYS 01A ISO 4 PT 2		MT	NDE-25	CS	36.00 01.164		LONG SEAM FOR C05.021.126A
C05.031.000	CLASS 2 PIPING	BRANCH CONNECTION HELDS*****		***	*****	*****	---	*****	***** ***** *****

PROGRAM: NISIRUNB-WAISIO2
FILE: C007133
PLANT: OCONEE UNIT 2
KEY: ITEM NUMBER E01

DUKE POWER COMPANY
QUALITY ASSURANCE DEPARTMENT
PRE-SERVICE AND IN-SERVICE INSPECTION SYSTEM
OCONEE 2 INSERVICE INSPECTION LISTING RFO #13

ITEM NUMBER	ID. NUMBER	DRAWING NUMBERS	LOCS.	INSP REQ.	PROC. NUMBERS	MATERIAL TYPE/GRADE	DIAM./ THICK	CALIB BLOCK	COMMENTS
E01.001.000	REACTOR COOL. PUMP	FLYWHEEL INSPECTIONS *****	_____	***	*****	_____	____	_____	***** ***** _____

DUKE POWER COMPANY
QUALITY ASSURANCE DEPARTMENT
PRE-SERVICE AND IN-SERVICE INSPECTION SYSTEM
OCONEE 2 INSERVICE INSPECTION LISTING RFG #13

ITEM NUMBER	ID. NUMBER	DRAWING NUMBERS	LOCS.	INSP. REQ.	PROC. NUMBERS	MATERIAL TYPE/GRADE	DIAM./THICK	CALIB. BLOCK	COMMENTS
E03.001.000	***** ALTERNATE	EXAMINATIONS *****	_____	***	*****	_____	____	_____	*****
		*****	_____		*****	_____	____	_____	*****
E03.001.001	2-50-44-3	SYS 50 ISO 44	_____	PT	NDE-35	SS	02.90	_____	REQUEST FOR RELIEF ONS-005
			_____				00.375	_____	
E03.001.002	2-50-44-4	SYS 50 ISO 44	_____	PT	NDE-35	SS	02.90	_____	REQUEST FOR RELIEF ONS-005
			_____				00.375	_____	

PROGRAM: NISIRUNG AISI02
FILE: C007133
PLANT: OCONEE UNIT 2
KEY: ITEM NUMBER E04

DUKE POWER COMPANY
QUALITY ASSURANCE DEPARTMENT
PRE-SERVICE AND IN-SERVICE INSPECTION SYSTEM
OCONEE 2 INSERVICE INSPECTION LISTING RFO #13

PAGE 60
DATE 07/20/93

ITEM NUMBER	ID. NUMBER	DRAWING NUMBERS	LOCS.	INSP. REQ.	PROC. NUMBERS	MATERIAL TYPE/GRADE	DIAM./THICK	CALIB BLOCK	COMMENTS
E04.001.000	***** HPI SAFE END	EXAMINATIONS*****	_____	***	*****	*****	_____	*****	***** ***** *****

PROGRAM: NISIRUN-DAISI02
FILE: C007133
PLANT: OCONEE UNIT 2
KEY: ITEM NUMBER E05

DUKE POWER COMPANY
QUALITY ASSURANCE DEPARTMENT
PRE-SERVICE AND IN-SERVICE INSPECTION SYSTEM
OCONEE 2 INSERVICE INSPECTION LISTING RFO #13

PAGE 61
DATE 07/20/93

ITEM NUMBER	ID. NUMBER	DRAWING NUMBERS	LOCS.	INSP. PROC. REQ. NUMBERS	MATERIAL TYPE/GRADE	DIAM./THICK	CALIB BLOCK	COMMENTS
E05.001.004	2PSL-133	ISI-OCN2-015	_____	UT NDE-600	SS	70.75 01.000	40399	ELBOW PC 80 TO 83 EXAM 3" BAND PER VOL 1 SECT. 7.1.6
E05.001.005	2PSL-142	ISI-OCN2-015	_____	UT NDE-600	SS	10.75 01.000	40399	ELBOW PC 80 TO 82 EXAM 3" BAND PER VOL 1 SECT. 7.1.6

PROGRAM: NISIRUM-4AISI02
 FILE: C007133
 PLANT: OCONEE UNIT 2
 KEY: ITEM NUMBER E09

DUKE POWER COMPANY
 QUALITY ASSURANCE DEPARTMENT
 PRE-SERVICE AND IN-SERVICE INSPECTION SYSTEM
 OCONEE 2 INSERVICE INSPECTION LISTING RFO #13

PAGE 62
 DATE 07/20/93

ITEM NUMBER	ID. NUMBER	DRAWING NUMBERS	LOCS.	INSP. REQ.	PROC. NUMBERS	MATERIAL TYPE/GRADE	DIAM./THICK	CALIB BLOCK	COMMENTS
E09.001.000	*AUXILIARY FEEDWATER	*****	*****	***	*****	*****	---	---	* (PSC 21-82) WATER ***** * HAMMER EXAMINATIONS *****
E09.001.016	2-03A-25-21	SYS03A ISO 25	---	MT	NDE-25	CS	03.00 00.300	---	2B AUX. FDWTR. HEADER 3" FLANGE-TO-ELL
E09.001.017	2-03A-25-2VEN	SYS03A ISO 25	---	MT	NDE-25	CS	04.00 00.938	---	2B AUX. FDWTR. HEADER 3" FLANGE NOZZLE TO 6" HEADER
E09.001.018	2-03A-25-18	SYS03A ISO 25	---	MT	NDE-25	CS	03.00 00.300	---	2B AUX. FDWTR. HEADER 3" FLANGE-TO-ELL
E09.001.019	2-03A-25-3VEN	SYS03A ISO 25	---	MT	NDE-25	CS	04.00 00.938	---	2B AUX. FDWTR. HEADER 3" FLANGE NOZZLE TO 6" HEADER
E09.001.020	2-03A-25-15	SYS03A ISO 25	---	MT	NDE-25	CS	03.00 00.300	---	2B AUX. FDWTR. HEADER 3" FLANGE-TO-ELL
E09.001.021	2-03A-25-4VEN	SYS03A ISO 25	---	MT	NDE-25	CS	04.00 00.938	---	2B AUX. FDWTR. HEADER 3" FLANGE NOZZLE TO 6" HEADER
E09.001.023	2-03A-25-5VEN	SYS03A ISO 25	---	MT	NDE-25	CS	04.00 00.938	---	2B AUX. FDWTR. HEADER 3" FLANGE NOZZLE TO 6" HEADER

PROGRAM: NISIRUNG-4AISI02
 FILE: C007133
 PLANT: OCONEE UNIT 2
 KEY: ITEM NUMBER E09

DUKE POWER COMPANY
 QUALITY ASSURANCE DEPARTMENT
 PRE-SERVICE AND IN-SERVICE INSPECTION SYSTEM
 OCONEE 2 INSERVICE INSPECTION LISTING RFO #13

PAGE 63
 DATE 07/20/93

ITEM NUMBER	ID. NUMBER	DRAWING NUMBERS	LOCS.	INSP. REQ.	PROC. NUMBERS	MATERIAL TYPE/GRADE	DIAM./THICK	CALIB BLOCK	COMMENTS
E09.001.024	2-03A-25-9	SYS03A ISO 25	=====	MT	NDE-25	CS	03.00 00.300	=====	2B AUX. FDWTR. HEADER 3" FLANGE-TO-ELL
E09.001.025	2-03A-25-6VEN	SYS03A ISO 25	=====	MT	NDE-25	CS	04.00 00.938	=====	2B AUX. FDWTR. HEADER 3" FLANGE NOZZLE TO 6" HEADER
E09.001.026	2-03A-25-6	SYS03A ISO 25	=====	MT	NDE-25	CS	03.00 00.300	=====	2B AUX. FDWTR. HEADER 3" FLANGE-TO-ELL
E09.001.027	2-03A-25-7VEN	SYS03A ISO 25	=====	MT	NDE-25	CS	04.00 00.938	=====	2B AUX. FDWTR. HEADER 3" FLANGE NOZZLE TO 6" HEADER
E09.001.028	2-03A-25-3	SYS03A ISO 25	=====	MT	NDE-25	CS	03.00 00.300	=====	2B AUX. FDWTR. HEADER 3" FLANGE-TO-ELL
E09.001.029	2-03A-25-8VEN	SYS03A ISO 25	=====	MT	NDE-25	CS	04.00 00.938	=====	2B AUX. FDWTR. HEADER 3" FLANGE NOZZLE TO 6" HEADER
E09.001.030	2-03A-25-1VEN	SYS03A ISO 25	=====	RT	NDE-12	CS	06.00 00.432	=====	2B AUX. FDWTR. HEADER HEADER PIPE-TO-ELL
E09.001.031	2-03A-25-HG106	SYS03A ISO 25	=====	RT	NDE-12	CS	06.00 00.432	=====	2B AUX. FDWTR. HEADER HEADER PIPE-TO-CAP

PROGRAM: NISIRUNG-QAISI02
FILE: C007133
PLANT: OCONEE UNIT 2
KEY: ITEM NUMBER F1.

DUKE POWER COMPANY
QUALITY ASSURANCE DEPARTMENT
PRE-SERVICE AND IN-SERVICE INSPECTION SYSTEM
OCONEE 2 INSERVICE INSPECTION LISTING RFO #13

PAGE 64
DATE 07/20/93

ITEM NUMBER	ID. NUMBER	DRAWING NUMBERS	LOCS.	INSP. REQ.	PROC. NUMBERS	MATERIAL TYPE/GRADE	DIAM./THICK	CALIB BLOCK	COMMENTS
F1.01.000	*****CLASS 1	SUPPORTS***** *****	=====	***	*****	*****	---	*****	***** *****
F1.01.035	2-50-H11	0-1480A -----	=====	VT	QAL-14	-----	02.50	-----	PRESS. SPRAY - SNUBBER 2-50-0-1480A-H11
F1.01.036	2-50-H12	0-1479A -----	=====	VT	QAL-14	-----	02.50	-----	PRESS. SPRAY - SNUBBER 2-50-0-1479A-H12
F1.01.051	2-51A-H12A	0-1479A -----	=====	VT	QAL-14	-----	02.50	-----	HPI - X RIGID 2-51A-0-1479A-H12A
F1.01.053	2-51A-H13A	0-1479A -----	=====	VT	QAL-14	-----	02.50	-----	HPI - Y RIGID 2-51A-0-1479A-H13A
F1.01.071	2-51A-H2A	0-1479A -----	=====	VT	QAL-14	-----	02.50	-----	HPI - SNUBBER 2-51A-0-1479A-H2A
F1.01.078	2-51A-H8B	0-1479A -----	=====	VT	QAL-14	-----	02.50	-----	HPI - Y RIGID 2-51A-0-1479A-H8B
F1.01.079	2-51A-H7B	0-1479A -----	=====	VT	QAL-14	-----	02.50	-----	HPI - X RIGID 2-51A-0-1479A-H7B

PROGRAM: NISIRUM-RAISI02
FILE: CO07133
PLANT: OCONEE UNIT 2
KEY: ITEM NUMBER F1.

DUKE POWER COMPANY
QUALITY ASSURANCE DEPARTMENT
PRE-SERVICE AND IN-SERVICE INSPECTION SYSTEM
OCONEE 2 INSERVICE INSPECTION LISTING RFO #13

PAGE 65
DATE 07/20/93

ITEM NUMBER	ID. NUMBER	DRAWING NUMBERS	LOCS.	INSP. REQ.	PROC. NUMBERS	MATERIAL TYPE/GRADE	DIAM./THICK	CALIB BLOCK	COMMENTS
F1.01.081	2-51A-H6B	0-1479A		VT	QAL-14	-----	02.50	-----	HPI - Y RIGID 2-51A-0-1479A-H6B
F1.01.082	2-51A-H5B	0-1479A		VT	QAL-14	-----	02.50	-----	HPI - Z RIGID 2-51A-0-1479A-H5B
F1.01.083	2-51A-H4B	0-1479A		VT	QAL-14	-----	02.50	-----	HPI - Y RIGID 2-51A-0-1479A-H4B
F1.01.084	2-51A-H3B	0-1479A		VT	QAL-14	-----	02.50	-----	HPI - Y RIGID 2-51A-0-1479A-H3B
F1.01.085	2-51A-H2B	0-1479A		VT	QAL-14	-----	02.50	-----	HPI - X RIGID 2-51A-0-1479A-H2B
F1.01.086	2-51A-H1B	0-1479A		VT	QAL-14	-----	02.50	-----	HPI - SPRING 2-51A-0-1479A-H1B
F1.01.149	2SGB-SKIRT	ISI-OCN2-004 OM-1201-450		VT	QAL-14	-----	02.50	-----	2SGB SUPPORT SKIRT
F1.02.000	*****CLASS 2	SUPPORTS***** *****		***	*****	*****	02.50	*****	*****

PROGRAM: NISIRUNB-QAISI02
 FILE: C007133
 PLANT: OCONEE UNIT 2
 KEY: ITEM NUMBER F1.

DUKE POWER COMPANY
 QUALITY ASSURANCE DEPARTMENT
 PRE-SERVICE AND IN-SERVICE INSPECTION SYSTEM
 OCONEE 2 INSERVICE INSPECTION LISTING RFD #13

PAGE 66
 DATE 07/20/93

ITEM NUMBER	ID. NUMBER	DRAWING NUMBERS	LOCS.	INSP. REQ.	PROC. NUMBERS	MATERIAL TYPE/GRADE	DIAM./ THICK	CALIB BLOCK	COMMENTS
F1.02.006	2-01A-H6	0-1401B		VT	QAL-14	-----	36.50	-----	MAIN STEAM - SPRING 2-01A-0-1401B-H6
F1.02.007	2-01A-H7	0-1401B		VT	QAL-14	-----	36.50	-----	MAIN STEAM - RIGID 2-01A-0-1401B-H7
F1.02.008	2-01A-H8	0-1401B		VT	QAL-14	-----	36.50	-----	MAIN STEAM - RIGID 2-01A-0-1401B-H8
F1.02.009	2-01A-H9	0-1401B		VT	QAL-14	-----	36.50	-----	MAIN STEAM - SHAY STRUT 2-01A-0-1401B-H9
F1.02.010	2-01A-H10	0-1401B		VT	QAL-14	-----	36.50	-----	MAIN STEAM - SPRING 2-01A-0-1401B-H10
F1.02.032	2-01A-R8	0-1441		VT	QAL-14	-----	36.50	-----	MAIN STEAM - SHAY STRUT 2-01A-0-1441-R8
F1.02.033	2-01A-R9-1	0-1441		VT	QAL-14	-----	36.50	-----	MAIN STEAM 2-01A-0-1441-R9-1
F1.02.034	2-01A-R10	0-1401B		VT	QAL-14	-----	36.50	-----	MAIN STEAM - RIGID 2-01A-0-1401B-R10

PROGRAM: NISIRUMB-QAISI02
FILE: C007133
PLANT: OCONEE UNIT 2
KEY: ITEM NUMBER F1.

DUKE POWER COMPANY
QUALITY ASSURANCE DEPARTMENT
PRE-SERVICE AND IN-SERVICE INSPECTION SYSTEM
OCONEE 2 INSERVICE INSPECTION LISTING RFO #13

PAGE 67
DATE 07/20/93

ITEM NUMBER	ID. NUMBER	DRAWING NUMBERS	LOCS.	INSP. REQ.	PROC. NUMBERS	MATERIAL TYPE/GRADE	DIAM./ THICK	CALIB BLOCK	COMMENTS
F1.02.036	2-01A-R12	0-1401B	=====	VT	QAL-14	-----	36.50	-----	MAIN STEAM - HYD. S.S. SUPP. 2-01A-0-1401B-R12
F1.02.037	2-01A-R13	0-1401B	=====	VT	QAL-14	-----	36.50	-----	MAIN STEAM - RIGID 2-01A-0-1401B-R13
F1.02.043	2-01A-CV-1	CM-200-30	=====	VT	QAL-14	-----	---	-----	MAIN STEAM - 2-01A-CM-200-30-CV-1
F1.02.044	2-01A-CV-2	CM-200-30	=====	VT	QAL-14	-----	---	-----	MAIN STEAM - 2-01A-CM-200-30-CV-2
F1.02.045	2-01A-CV-3	CM-200-30	=====	VT	QAL-14	-----	---	-----	MAIN STEAM - 2-01A-CM-200-30-CV-3
F1.02.046	2-01A-MS-1	CM-200-30	=====	VT	QAL-14	-----	---	-----	MAIN STEAM - 2-01A-CM-200-30-MS-1
F1.02.047	2-01A-MS-2	CM-200-30	=====	VT	QAL-14	-----	---	-----	MAIN STEAM - 2-01A-CM-200-30-MS-2
F1.02.048	2-01A-MS3	CM-200-30	=====	VT	QAL-14	-----	---	-----	MAIN STEAM - 2-01A-CM-200-30-MS3

PROGRAM: NISIRUM-QAISI02
 FILE: C007133
 PLANT: OCONEE UNIT 2
 KEY: ITEM NUMBER F1.

DUKE POWER COMPANY
 QUALITY ASSURANCE DEPARTMENT
 PRE-SERVICE AND IN-SERVICE INSPECTION SYSTEM
 OCONEE 2 INSERVICE INSPECTION LISTING RFO #13

PAGE 68
 DATE 07/20/93

ITEM NUMBER	ID. NUMBER	DRAWING NUMBERS	LOCS.	INSP. REQ.	PROC. NUMBERS	MATERIAL TYPE/GRADE	DIAM./THICK	CALIB BLOCK	COMMENTS
F1.02.049	2-01A-HS-4	OM-200-30		VT	QAL-14	-----	---	-----	MAIN STEAM - 2-01A-OM-200-30-HS-4
F1.02.050	2-01A-H40	0-1401B		VT	QAL-14	-----	12.00	-----	MAIN STEAM - SNUBBER 2-01A-1-1-0-1401B-H40
F1.02.051	2-01A-H1	0-1401B		VT	QAL-14	-----	12.00	-----	MAIN STEAM - SPRING 2-01A-1-1-0-1401B-H1
F1.02.052	2-01A-DE092	0-1401B		VT	QAL-14	-----	---	-----	MAIN STEAM - SPRING 2-01A-0-1401B-DE092
F1.02.059	2-01A-H5B	0-1481A		VT	QAL-14	-----	26.12	-----	MAIN STEAM - X RIGID 2-01A-0-1481A-H5B
F1.02.060	2-01A-H6B	0-1481A		VT	QAL-14	-----	26.12	-----	MAIN STEAM - SPRING 2-01A-0-1481A-H6B
F1.02.061	2-01A-H4B	0-1481A		VT	QAL-14	-----	26.12	-----	MAIN STM - X RIGID 2-01A-0-1481A-H4B
F1.02.062	2-01A-H3B	0-1481A		VT	QAL-14	-----	26.12	-----	MAIN STM - SPRING 2-01A-0-1481A-H3B

PROGRAM: NISIRUMB-QAISI02
 FILE: C007133
 PLANT: OCONEE UNIT 2
 KEY: ITEM NUMBER F1.

DUKE POWER COMPANY
 QUALITY ASSURANCE DEPARTMENT
 PRE-SERVICE AND IN-SERVICE INSPECTION SYSTEM
 OCONEE 2 INSERVICE INSPECTION LISTING RFD #13

PAGE 69
 DATE 07/20/93

ITEM NUMBER	ID. NUMBER	DRAWING NUMBERS	LOCS.	INSP REQ.	PROC. NUMBERS	MATERIAL TYPE/GRADE	DIAM./ THICK	CALIB BLOCK	COMMENTS
F1.02.069	2-01A-H5A	0-1481A		VT	QAL-14	-----	26.12	-----	MAIN STM - X RIGID 2-01A-0-1481A-H5A
F1.02.070	2-01A-H6A	0-1481A		VT	QAL-14	-----	26.12	-----	MAIN STM - SPRING 2-01A-0-1481A-H6A
F1.02.071	2-01A-H4A	0-1481A		VT	QAL-14	-----	26.12	-----	MAIN STM - X RIGID 2-01A-0-1481A-H4A
F1.02.080	2-01A-R7	0-1401B		VT	QAL-14	-----	12.00	-----	MAIN STM - HYD. S.S. SUPP. 2-01A-3-0-1401B-R7
F1.02.081	2-01A-R2-2	0-1441		VT	QAL-14	-----	36.50	-----	INSP PER ASME IHF2401A 2-01A-0-1441-R2-2
F1.02.082	2-01A-R9-2	0-1441		VT	QAL-14	-----	36.50	-----	MAIN STM - HYD. S.S. SUPP. 2-01A-0-1441-R9-2
F1.02.083	2-01A-R9-3	0-1441		VT	QAL-14	-----	36.50	-----	MAIN STM - HYD. S.S. SUPP. 2-01A-0-1441-R9-3
F1.02.084	2-01A-R9-4	0-1441		VT	QAL-14	-----	36.50	-----	MAIN STM - HYD. S.S. SUPP. 2-01A-0-1441-R9-4

PROGRAM: NISIRUN3-QAISI02
 FILE: C007133
 PLANT: OCONEE UNIT 2
 KEY: ITEM NUMBER F1.

DUKE POWER COMPANY
 QUALITY ASSURANCE DEPARTMENT
 PRE-SERVICE AND IN-SERVICE INSPECTION SYSTEM
 OCONEE 2 INSERVICE INSPECTION LISTING RFD #13

PAGE 70
 DATE 07/20/93

ITEM NUMBER	ID. NUMBER	DRAWING NUMBERS	LOCS.	INSP REQ.	PROC. NUMBERS	MATERIAL TYPE/GRADE	DIAM./ THICK	CALIB BLOCK	COMMENTS
F1.02.101	2-03-H2B	0-1479A		VT	QAL-14	-----	14.00	-----	MAIN FDMTR - SPRING 2-03-0-1479A-H2B
F1.02.107	2-03-H8B	0-1480A		VT	QAL-14	-----	20.00	-----	MAIN FDMTR - SPRING 2-03-0-1480A-H8B
F1.02.112	2-03-H13A	0-1481A		VT	QAL-14	-----	24.00	-----	MAIN FDMTR - Y RIGID 2-03-0-1481A-H13A
F1.02.113	2-03-H14A	0-1481A		VT	QAL-14	-----	24.00	-----	MAIN FDMTR - Y RIGID 2-03-0-1481A-H14A
F1.02.164	2-03A-H2A	0-1480A		VT	QAL-14	-----	06.00	-----	EMER FDMTR - SPRING 03A-1480A-H2A
F1.02.165	2-03A-DE037	0-1439A		VT	QAL-14	-----	06.00	-----	EMER FDMTR -RIGID 2-03A-1-0-1439A-DE037
F1.02.201	2-53B-R4	0-436E		VT	QAL-14	-----	06.00	-----	HPI - RIGID 2-53B-2-0-436E-R4
F1.02.203	2-51A-H42	0-435B		VT	QAL-14	-----		-----	HPI - SPRING 2-51A-435B-EMO-H42

PROGRAM: NISIRUNG QAISI02
 FILE: C007133
 PLANT: OCONEE UNIT 2
 KEY: ITEM NUMBER F1.

DUKE POWER COMPANY
 QUALITY ASSURANCE DEPARTMENT
 PRE-SERVICE AND IN-SERVICE INSPECTION SYSTEM
 OCONEE 2 INSERVICE INSPECTION LISTING RFO #13

PAGE 71
 DATE 07/20/93

ITEM NUMBER	ID. NUMBER	DRAWING NUMBERS	LOCS.	INSP REQ.	PROC. NUMBERS	MATERIAL TYPE/GRADE	DIAM./THICK	CALIB BLOCK	COMMENTS
F1.02.204	2-51A-DE002	0-435B	VT	QAL-14	-----	06.00	-----	HPI - SHAW STRUT 2-51A-6-0-435B-DE002	
F1.02.231	2-53B-DE050	0-435B	VT	QAL-14	-----	14.00	-----	DECAY HEAT - RIGID 2-53B-0-435B-DE050	
F1.02.241	2-53B-DE049	0-435B	VT	QAL-14	-----	14.00	-----	DECAY HEAT - RIGID 2-53B-0-435B-DE049	
F1.02.242	2-53B-H16	0-435B	VT	QAL-14	-----	12.00	-----	DECAY HEAT - SPRING 2-53B-4-0-435B-H16	
F1.02.243	2-54A-H41	0-435B	VT	QAL-14	-----	10.00	-----	DECAY HEAT - SPRING 2-54A-1-0-435B-H41	
F1.02.253	2-53A-2601	0-435B	VT	QAL-14	-----	-----	-----	DECAY HEAT - RIGID 2-53A-0-435B-RL-2601	
F1.02.286	2-53B-H56	0-1439A	VT	QAL-14	-----	10.00	-----	DECAY HEAT - SPRING 2-53B-5-0-1439A-H56	
F1.02.287	2-53B-H57	0-1439B	VT	QAL-14	-----	10.00	-----	DECAY HEAT - SPRING 2-53B-5-0-1439B-H57	

PROGRAM: NISIRUNG-QAISI02
 FILE: C007133
 PLANT: OCONEE UNIT 2
 KEY: ITEM NUMBER F1.

DUKE POWER COMPANY
 QUALITY ASSURANCE DEPARTMENT
 PRE-SERVICE AND IN-SERVICE INSPECTION SYSTEM
 OCONEE 2 INSERVICE INSPECTION LISTING RFO #13

PAGE 72
 DATE 07/20/93

ITEM NUMBER	ID. NUMBER	DRAWING NUMBERS	LOCS.	INSP. REQ.	PROC. NUMBERS	MATERIAL TYPE/GRADE	DIAM. / THICK	CALIB. BLOCK	COMMENTS
F1.02.288	2-53B-R33	0-1439B		VT	QAL-14	-----	10.00	-----	DECAY HEAT - RIGID 2-53B-5-0-1439B-R33
F1.02.289	2-53B-2601	0-1439A		VT	QAL-14	-----	10.00	-----	DECAY HEAT - RIGID 2-53B-5-0-1439B-EGT-2601
F1.02.310	2-53B-DE060	0-435B		VT	QAL-14	-----	08.00	-----	DECAY HEAT - MECH. SHOCK SUPP. 2-53B-1-0-435B-DE060
F1.02.311	2-53B-DE059	0-435B		VT	QAL-14	-----	08.00	-----	DECAY HEAT - SWAY STRUT 2-53B-1-0-435B-DE059
F1.02.312	2-53B-DE064	0-1436A		VT	QAL-14	-----	10.00	-----	DECAY HEAT - RIGID 2-53B-1-0-1436A-DE064
F1.02.317	2-53B-H19	0-1436A		VT	QAL-14	-----	10.00	-----	DECAY HEAT - RIGID 2-53B-5-0-1436A-H19
F1.02.318	2-53B-H9	0-1436A		VT	QAL-14	-----	10.00	-----	DECAY HEAT - SPRING 2-53B-5-0-1436A-H9
F1.02.319	2-53B-R74	0-435B		VT	QAL-14	-----	10.00	-----	DECAY HEAT - SWAY STRUT 2-53B-5-0-435B-R74

PROGRAM: NIS QAISI02
FILE: C00705
PLANT: OCONEE UNIT 2
KEY: ITEM NUMBER F1.

DUKE POWER COMPANY
QUALITY ASSURANCE DEPARTMENT
PRE-SERVICE AND IN-SERVICE INSPECTION SYSTEM
OCONEE 2 INSERVICE INSPECTION LISTING RFO #13

PAGE 73
DATE 07/20/93

ITEM NUMBER	ID. NUMBER	DRAWING NUMBERS	LOCS.	INSP. REQ.	PROC. NUMBERS	MATERIAL TYPE/GRADE	DIAH./ THICK	CALIB BLOCK	COMMENTS
F1.02.323	2-53B-H61	0-1444		VT	QAL-14	-----	10.00	-----	DECAY HEAT - SPRING 2-53B-5-0-1444-H61
F1.02.324	2-53B-R11(A)	0-1444		VT	QAL-14	-----	10.00	-----	DECAY HEAT - RIGID 2-53B-5-0-1444-R11
F1.02.325	2-53B-DE082	0-1439C		VT	QAL-14	-----	10.00	-----	DECAY HEAT - RIGID 2-53B-0-1439C-DE082
F1.02.338	2-53B-H29	0-1439B			QAL-14	-----		-----	DECAY HEAT - RIGID 2-53B-3-0-1439B-H29
F1.02.374	2-54B-H2401	0-1477		VT	QAL-14	-----	08.00	-----	REACTOR BLDG. SPRAY - X RIGID 2-54B-0-1477-GPD-H2401
F1.02.375	2-54B-H2417	0-1477		VT	QAL-14	-----	08.00	-----	REACTOR BLDG. SPRAY - X RIGID 2-54B-0-1477-GPD-H2417
F1.02.376	2-54B-H2418	0-1477		VT	QAL-14	-----	08.00	-----	REACTOR BLDG. SPRAY - X RIGID 2-54B-0-1477-GPD-H2418

B. Items examined by Pressure Testing

Item Number	=	ASME Section XI Tables IWB-2500-1 (Class 1), IWC-2500-1 (Class 2)
Drawing Number	=	Number of the Flow Diagram
Revision	=	Revision of the Flow Diagram
Test	=	Type of Pressure Test
Comp	=	Vessel, Piping or Pump
Comp Name	=	Example: Reactor Vessel, etc.; for piping - System designation will be used
Req. Insp	=	Type inspection performed, i.e., VT2
Req. Proc	=	Required inspection procedure
Comments	=	General and/or Detail Description

PA NO. 1
07/19/93

OCONE UNIT NUMBER 2
CLASS A (CATEGORY B-P) REQUIREMENTS
FOR OUTAGE NUMBER 13

ITEM NO.	DRAWING	REV	TEST	COMP	COMP NAME	REQ. INSP	REQ. PROC	COMMENTS
B15.011.001	OFD-100A-2.1	14	HYDRO	VESSEL	UNIT 2 REACTOR	VT-2	QAL-15	
B15.021.001	OFD-100A-2.2	08	HYDRO	VESSEL	PRESSURIZER	VT-2	QAL-15	
B15.031.001	OFD-100A-2.1	14	HYDRO	VESSEL	STEAM GENERATOR 2A	VT-2	QAL-15	
B15.031.002	OFD-100A-2.1	14	HYDRO	VESSEL	STEAM GENERATOR 2B	VT-2	QAL-15	
B15.041.001	OFD-101A-2.1	17	HYDRO	VESSEL	LETDOWN COOLER 2A	VT-2	QAL-15	
B15.041.002	OFD-101A-2.1	17	HYDRO	VESSEL	LETDOWN COOLER 2B	VT-2	QAL-15	
B15.051.001	OFD-100A-2.1	14	HYDRO	PIPING	RC SYSTEM	VT-2	QAL-15	
B15.051.001A	OFD-100A-2.2	08	HYDRO	PIPING	RC SYSTEM	VT-2	QAL-15	
B15.051.002	OFD-101A-2.1	17	HYDRO	PIPING	HPI SYSTEM	VT-2	QAL-15	
B15.051.003	OFD-101A-2.4	17	HYDRO	PIPING	HPI SYSTEM	VT-2	QAL-15	
B15.051.004	OFD-102A-2.1	09	HYDRO	PIPING	LPI SYSTEM	VT-2	QAL-15	
B15.051.005	OFD-102A-2.2	12	HYDRO	PIPING	LPI SYSTEM	VT-2	QAL-15	
B15.051.006	OFD-102A-2.3	03	HYDRO	PIPING	LPI SYSTEM	VT-2	QAL-15	
B15.051.007	OFD-110A-2.1	12	HYDRO	PIPING	CA SYSTEM	VT-2	QAL-15	
B15.051.009	OFD-100A-2.3	05	HYDRO	PIPING	CA SYSTEM	VT-2	QAL-15	
B15.051.010	OFD-110A-2.4	02	HYDRO	PIPING	CA SYSTEM	VT-2	QAL-15	
B15.061.001	OFD-100A-2.1	14	HYDRO	PUMP	RCP-2A1	VT-2	QAL-15	

NO. 2
07/93

CONCRETE UNIT NUMBER 2
CLASS A (CATEGORY B-P) REQUIREMENTS
FOR OUTAGE NUMBER 13

<u>ITEM NO.</u>	<u>DRAWING</u>	<u>REV</u>	<u>TEST</u>	<u>COMP</u>	<u>COMP NAME</u>	<u>REQ. INSP</u>	<u>REQ. PROC</u>	<u>COMMENTS</u>
B15.061.002	OFD-100A-2.1	14	HYDRO	PUMP	RCP-2A2	VT-2	QAL-15	
B15.061.003	OFD-100A-2.1	14	HYDRO	PUMP	RCP-2B1	VT-2	QAL-15	
B15.061.004	OFD-100A-2.1	14	HYDRO	PUMP	RCP-2B2	VT-2	QAL-15	

07/19/93

OCONOMOC UNIT NUMBER 2
 CLASS B (CATEGORY C-H) REQUIREMENTS
 FOR OUTAGE NUMBER 13

ITEM NO.	DRAWING	REV	TEST	COMP	COMP NAME	REQ. INSP	REQ. PROC	COMMENTS
C07.011.001	OFD-121B-2.3	11	HYDRO	VESSEL	STEAM GENERATOR 2A	VT-2	QAL-15	
C07.011.002	OFD-121B-2.3	11	HYDRO	VESSEL	STEAM GENERATOR 2B	VT-2	QAL-15	
C07.011.003	OFD-102A-2.3	03	HYDRO	VESSEL	CORE FLOOD TANK 1A	VT-2	QAL-15	
C07.011.004	OFD-102A-2.3	03	HYDRO	VESSEL	CORE FLOOD TANK 2B	VT-2	QAL-15	
C07.021.002A	OFD-100A-2.2	08	HYDRO	PIPING	RC SYSTEM	VT-2	QAL-15	
C07.021.003	OFD-101A-2.1	17	HYDRO	PIPING	HPI SYSTEM	VT-2	QAL-15	
C07.021.007	OFD-101A-2.5	08	HYDRO	PIPING	HPI SYSTEM	VT-2	QAL-15	
C07.021.009	OFD-102A-2.2	12	HYDRO	PIPING	LPI SYSTEM	VT-2	QAL-15	
C07.021.019	OFD-110A-2.1	12	HYDRO	PIPING	CA SYSTEM	VT-2	QAL-15	
C07.021.020	OFD-110A-2.3	00	HYDRO	PIPING	CA SYSTEM	VT-2	QAL-15	
C07.021.023	OFD-121B-2.3	11	HYDRO	PIPING	FDW SYSTEM	VT-2	QAL-15	
C07.021.024	OFD-121B-2.5	11	HYDRO	PIPING	FDW SYSTEM	VT-2	QAL-15	
C07.021.025	OFD-121D-2.1	12	HYDRO	PIPING	FDW SYSTEM	VT-2	QAL-15	
C07.021.026	OFD-121D-1.2	07	HYDRO	PIPING	FDW SYSTEM	VT-2	QAL-15	
C07.021.027	OFD-122A-2.1	05	HYDRO	PIPING	MS SYSTEM	VT-2	QAL-15	
C07.021.028	OFD-122A-2.2	06	HYDRO	PIPING	MS SYSTEM	VT-2	QAL-15	
C07.021.029	OFD-122A-2.3	09	HYDRO	PIPING	MS SYSTEM	VT-2	QAL-15	

NO. 2

/93

OCC UNIT NUMBER 2
CLASS B (CATEGORY C-H) REQUIREMENTS
FOR OUTAGE NUMBER 13

ITEM NO.	DRAWING	REV	TEST	COMP	COMP NAME	REQ. INSP	REQ. PROC	COMMENTS
C07.021.030	OFD-122A-2.4	10	HYDRO	PIPING	MS SYSTEM	VT-2	QAL-15	
C07.021.032	OFD-124B-2.4	07	HYDRO	PIPING	LPS SYSTEM	VT-2	QAL-15	
C07.021.038	OFD-122B-2.1	07	HYDRO	PIPING	MS SYSTEM	VT-2	QAL-15	
C07.021.041	OFD-107D-2.2	01	HYDRO	PIPING	LWD SYSTEM	VT-2	QAL-15	
C07.031.009	OFD-101A-2.5	08	HYDRO	PUMP	SSF-2P-1 PUMP	VT-2	QAL-15	
C07.031.010	OFD-121B-2.5	11	HYDRO	PUMP	OTSG RECIRC PUMP	VT-2	QAL-15	

5.0 Results Of Inspections Performed During Outage 13

The results of each examination shown in the final ISI Plan (Section 4 of this report) are included in this section. The completion date and status for each examination are shown. Limited examinations are described in further detail in Section 5.2. All examinations revealing reportable indications are described in further detail in Section 6.

5.1 The information shown below is a field description for the reporting format included in this section of the report:

A. Items examined by NDE methods

Item Number	=	ASME Section XI Tables IWB-2500-1 (Class 1), IWC-2500-1 (Class 2), IWF-2500-1 (Class 1 and Class 2), Augmented Requirements
ID Number	=	Unique Identification Number
Inspection Date	=	Date of Examination
Inspection Status	=	CLR Clear REC Recordable REP Reportable
Inspection Limited	=	<u>L</u> Limited - No
Geo. Ref. (Geometric Reflector applies only to UT)	=	<u>Y</u> Yes <u>N</u> No
Comments	=	General and/or Detail Description

PROGRAM: NISIRUND-GAISI04
FILE: C007133
PLANT: OCONEE UNIT 2
KEY: ITEM NUMBER B02

DUKE POWER COMPANY
QUALITY ASSURANCE DEPARTMENT
PRE-SERVICE AND IN-SERVICE INSPECTION SYSTEM
OCONEE 2 INSERVICE INSPECTION RESULTS RFO #13

ITEM NUMBER	ID NUMBER	INSPECTION DATE	INSPECTION STATUS	INSPECTION LIMITED	GEQ. REF.	COMMENTS
=====	=====	=====	=====	=====	=====	=====
B02.051.001	2-LDCB-OUT-V6	05/21/93	REC	-	Y	_____
B02.051.002	2-LDCB-IN-V5	05/21/93	REC	-	Y	_____



3

PROGRAM: NISIRUNG RAISI04
FILE: C007133
PLANT: OCONEE UNIT 2
KEY: ITEM NUMBER B03

DUKE POWER COMPANY
QUALITY ASSURANCE DEPARTMENT
PRE-SERVICE AND IN-SERVICE INSPECTION SYSTEM
OCONEE 2 INSERVICE INSPECTION RESULTS RFO #13

ITEM NUMBER	ID NUMBER	INSPECTION DATE	INSPECTION STATUS	INSPECTION LIMITED	GE0. REF.	COMMENTS
=====	=====	=====	=====	=====	=====	=====
B03.150.002	2-LDCA-OUT-V2	05/21/93	REC	-	Y	_____
B03.150.004	2-LDCB-OUT-V2	05/21/93	CLR	-	N	_____

PROGRAM: NISIRUND-QAISI04
FILE: C007133
PLANT: OCONEE UNIT 2
KEY: ITEM NUMBER B05

DUKE POWER COMPANY
QUALITY ASSURANCE DEPARTMENT
PRE-SERVICE AND IN-SERVICE INSPECTION SYSTEM
OCONEE 2 INSERVICE INSPECTION RESULTS RFO #13

ITEM NUMBER =====	ID NUMBER =====	INSPECTION DATE =====	INSPECTION STATUS =====	INSPECTION LIMITED =====	GEQ. REF. =====	COMMENTS =====
B05.050.003	2PIA2-7	05/10/93	CLR	-	N	_____
B05.050.003A	2PIA2-7	05/06/93	CLR	-	-	_____
B05.051.001	2PIA1-11	05/12/93	CLR	-	-	_____

PROGRAM: NISIRUND-QAISI04
FILE: C007133
PLANT: OCONEE UNIT 2
KEY: ITEM NUMBER B06

DUKE POWER COMPANY
QUALITY ASSURANCE DEPARTMENT
PRE-SERVICE AND IN-SERVICE INSPECTION SYSTEM
OCONEE 2 INSERVICE INSPECTION RESULTS RFO #13

ITEM NUMBER =====	ID NUMBER =====	INSPECTION DATE =====	INSPECTION STATUS =====	INSPECTION LIMITED =====	GEØ. REF. =====	COMMENTS =====
B06.010.037	2RPV-26-204-37	05/27/93	CLR	-	-	_____
B06.010.043	2RPV-26-204-43	05/27/93	CLR	-	-	_____
B06.010.044	2RPV-26-204-44	05/27/93	CLR	-	-	_____
B06.010.045	2RPV-26-204-45	05/27/93	CLR	-	-	_____
B06.010.046	2RPV-26-204-46	05/27/93	CLR	-	-	_____
B06.010.047	2RPV-26-204-47	05/27/93	CLR	-	-	_____
B06.010.048	2RPV-26-204-63	05/27/93	CLR	-	-	_____
B06.010.049	2RPV-26-204-65	05/27/93	CLR	-	-	_____
B06.010.050	2RPV-26-204-50	05/27/93	CLR	-	-	_____
B06.010.051	2RPV-26-204-51	05/27/93	CLR	-	-	_____
B06.010.052	2RPV-26-204-52	05/27/93	CLR	-	-	_____
B06.010.053	2RPV-26-204-53	05/27/93	CLR	-	-	_____
B06.010.054	2RPV-26-204-54	05/27/93	CLR	-	-	_____
B06.010.055	2RPV-26-204-55	05/27/93	CLR	-	-	_____
B06.010.056	2RPV-26-204-56	05/27/93	CLR	-	-	_____

PROGRAM: NISIRUND-QAISI04
FILE: C007133
PLANT: OCONEE UNIT 2
KEY: ITEM NUMBER B06

DUKE POWER COMPANY
QUALITY ASSURANCE DEPARTMENT
PRE-SERVICE AND IN-SERVICE INSPECTION SYSTEM
OCONEE 2 INSERVICE INSPECTION RESULTS RFO #13

ITEM NUMBER	ID NUMBER	INSPECTION DATE	INSPECTION STATUS	INSPECTION LIMITED	GEO. REF.	COMMENTS
=====	=====	=====	=====	=====	=====	=====
B06.030.037	2RPV-25-204-37	06/01/93	CLR	-	N	
B06.030.037A	2RPV-25-204-37	05/27/93	CLR	-	-	
B06.030.043	2RPV-25-204-43	06/01/93	CLR	-	N	
B06.030.043A	2RPV-25-204-43	05/27/93	CLR	-	-	
B06.030.044	2RPV-25-204-44	06/01/93	CLR	-	N	
B06.030.044A	2RPV-25-204-44	05/27/93	CLR	-	-	
B06.030.045	2RPV-25-204-45	06/01/93	CLR	-	N	
B06.030.045A	2RPV-25-204-45	05/27/93	CLR	-	-	
B06.030.046	2RPV-25-204-46	06/01/93	CLR	-	N	
B06.030.046A	2RPV-25-204-46	05/27/93	CLR	-	-	
B06.030.047	2RPV-25-204-47	06/01/93	CLR	-	N	
B06.030.047A	2RPV-25-204-47	05/27/93	CLR	-	-	
B06.030.048	2RPV-25-204-48	06/01/93	CLR	-	N	
B06.030.048A	2RPV-25-204-48	05/27/93	CLR	-	-	
B06.030.049	2RPV-25-204-49	06/01/93	CLR	-	N	

PROGRAM: NISIRUND QAISI04
FILE: C007133
PLANT: OCONEE UNIT 2
KEY: ITEM NUMBER B06

DUKE POWER COMPANY
QUALITY ASSURANCE DEPARTMENT
PRE-SERVICE AND IN-SERVICE INSPECTION SYSTEM
OCONEE 2 INSERVICE INSPECTION RESULTS RFO #13

ITEM NUMBER =====	ID NUMBER =====	INSPECTION DATE =====	INSPECTION STATUS =====	INSPECTION LIMITED =====	GEQ. REF. =====	COMMENTS =====
B06.030.049A	2RPV-25-204-49	05/27/93	CLR	-	-	
B06.030.050	2RPV-25-204-50	06/01/93	CLR	-	N	
B06.030.050A	2RPV-25-204-50	05/27/93	CLR	-	-	
B06.030.051	2RPV-25-204-51	06/01/93	CLR	-	N	
B06.030.051A	2RPV-25-204-51	05/27/93	CLR	-	-	
B06.030.052	2RPV-25-204-52	06/01/93	CLR	-	N	
B06.030.052A	2RPV-25-204-52	05/27/93	CLR	-	-	
B06.030.053	2RPV-25-204-53	06/01/93	CLR	-	N	
B06.030.053A	2RPV-25-204-53	05/27/93	CLR	-	-	
B06.030.054	2RPV-25-204-54	06/01/93	CLR	-	N	
B06.030.054A	2RPV-25-204-54	05/27/93	CLR	-	-	
B06.030.055	2RPV-25-204-55	06/01/93	CLR	-	N	
B06.030.055A	2RPV-25-204-55	05/27/93	CLR	-	-	
B06.030.056	2RPV-25-204-56	06/01/93	CLR	-	N	
B06.030.056A	2RPV-25-204-56	05/27/93	CLR	-	-	

PROGRAM: NISIRUND-QAISI04
FILE: C007133
PLANT: OCONEE UNIT 2
KEY: ITEM NUMBER B06

DUKE POWER COMPANY
QUALITY ASSURANCE DEPARTMENT
PRE-SERVICE AND IN-SERVICE INSPECTION SYSTEM
OCONEE 2 INSERVICE INSPECTION RESULTS RFO #13

ITEM NUMBER =====	ID NUMBER =====	INSPECTION DATE =====	INSPECTION STATUS =====	INSPECTION LIMITED =====	GEØ. REF. =====	COMMENTS =====
B06.050.001	2RPV-WASH-BUSH	05/27/93	CLR	-	-	_____
B06.180.005	2RCP-2A1-S	05/19/93	CLR	-	N	_____
B06.180.007	2RCP-2B1-S	05/19/93	CLR	-	N	_____
B06.200.005	2RCP-A1-WASH	05/19/93	CLR	-	-	_____
B06.200.007	2RCP-B1-WASH	05/19/93	CLR	-	-	_____

PROGRAM: NISIRUNO-QAISI04
FILE: C007133
PLANT: OCONEE UNIT 2
KEY: ITEM NUMBER B07

DUKE POWER COMPANY
QUALITY ASSURANCE DEPARTMENT
PRE-SERVICE AND IN-SERVICE INSPECTION SYSTEM
OCONEE 2 INSERVICE INSPECTION RESULTS RFO #13

ITEM NUMBER	ID NUMBER	INSPECTION DATE	INSPECTION STATUS	INSPECTION LIMITED	GEO. REF.	COMMENTS
=====	=====	=====	=====	=====	=====	=====
B07.030.003	2SGB-UH-W-BOLTS	05/12/93	CLR	-	-	_____
B07.030.004	2SGB-LH-W-BOLTS	05/12/93	CLR	-	-	_____
B07.070.009	2-50-RC4	05/13/93	CLR	-	-	_____
B07.070.019	2-50-LP131	05/13/93	CLR	-	-	_____

PROGRAM: NISIRUND-QAISI04
FILE: C007133
PLANT: OCONEE UNIT 2
KEY: ITEM NUMBER B09

DUKE POWER COMPANY
QUALITY ASSURANCE DEPARTMENT
PRE-SERVICE AND IN-SERVICE INSPECTION SYSTEM
OCONEE 2 INSERVICE INSPECTION RESULTS RFO #13

ITEM NUMBER =====	ID NUMBER =====	INSPECTION DATE =====	INSPECTION STATUS =====	INSPECTION LIMITED =====	GEO. REF. =====	COMMENTS =====
B09.011.104	2PSL-2	05/26/93	CLR	-	N	_____
B09.011.104A	2PSL-2	05/14/93	CLR	-	-	_____
B09.011.105	2PSL-3	05/24/93	CLR	-	N	_____
B09.011.105A	2PSL-3	05/14/93	CLR	-	-	_____
B09.011.106	2PSL-4	05/26/93	REC	-	Y	_____
B09.011.106A	2PSL-4	05/14/93	CLR	-	-	_____
B09.011.107	2PSL-6	05/27/93	CLR	-	N	_____
B09.011.107A	2PSL-6	05/14/93	CLR	-	-	_____
B09.011.108	2PSL-7	05/26/93	CLR	-	N	_____
B09.011.108A	2PSL-7	05/14/93	CLR	-	-	_____
B09.021.048	2-51A-146-21	05/18/93	CLR	-	-	_____
B09.021.049	2-51A-147-27	05/18/93	CLR	-	-	_____
B09.040.006	2-50-129-25	05/13/93	CLR	-	-	_____

PROGRAM: NISIRUND-QAISI04
FILE: C007133
PLANT: OCONEE UNIT 2
KEY: ITEM NUMBER B12

DUKE POWER COMPANY
QUALITY ASSURANCE DEPARTMENT
PRE-SERVICE AND IN-SERVICE INSPECTION SYSTEM
OCONEE 2 INSERVICE INSPECTION RESULTS RFO #13

ITEM NUMBER	ID NUMBER	INSPECTION DATE	INSPECTION STATUS	INSPECTION LIMITED	GEQ. REF.	COMMENTS
=====	=====	=====	=====	=====	=====	=====
B12.040.006	2-53A-LP-48	05/18/93	CLR	-	-	_____

PROGRAM: NISIRUND-QAISI04
FILE: C007133
PLANT: OCONEE UNIT 2
KEY: ITEM NUMBER C01

DUKE POWER COMPANY
QUALITY ASSURANCE DEPARTMENT
PRE-SERVICE AND IN-SERVICE INSPECTION SYSTEM
OCONEE 2 INSERVICE INSPECTION RESULTS RFO #13

ITEM NUMBER	ID NUMBER	INSPECTION DATE	INSPECTION STATUS	INSPECTION LIMITED	GEQ. REF.	COMMENTS
=====	=====	=====	=====	=====	=====	=====
C01.010.006	2SGB-WGB-2	05/20/93	REC	-	Y	_____

PROGRAM: NISIRUND-QAISI04
FILE: C007133
PLANT: OCONEE UNIT 2
KEY: ITEM NUMBER C03

DUKE POWER COMPANY
QUALITY ASSURANCE DEPARTMENT
PRE-SERVICE AND IN-SERVICE INSPECTION SYSTEM
OCONEE 2 INSERVICE INSPECTION RESULTS RFO #13

ITEM NUMBER	ID NUMBER	INSPECTION DATE	INSPECTION STATUS	INSPECTION LIMITED	GEO. REF.	COMMENTS
=====	=====	=====	=====	=====	=====	=====
C03.010.015	2SGB-HG84-HX	05/10/93	CLR	-	-	_____
C03.010.016	2SGB-HG84-XH	05/10/93	CLR	-	-	_____
C03.040.009	2-01A-R10	06/07/93	CLR	-	-	_____
C03.040.011	2-01A-R13	06/01/93	CLR	-	-	_____
C03.040.013	2-01A-H5B	05/06/93	CLR	-	-	_____
C03.040.014	2-01A-H5A	05/06/93	CLR	-	-	_____
C03.040.015	2-01A-H4A	05/06/93	CLR	-	-	_____
C03.040.091	2SGB-HG87-XH	05/10/93	CLR	-	-	_____
C03.040.092	2SGB-HG87-HX	05/10/93	CLR	-	-	_____

PROGRAM: NISIRUND-QAISI04
FILE: C007133
PLANT: OCONEE UNIT 2
KEY: ITEM NUMBER C05

DUKE POWER COMPANY
QUALITY ASSURANCE DEPARTMENT
PRE-SERVICE AND IN-SERVICE INSPECTION SYSTEM
OCONEE 2 INSERVICE INSPECTION RESULTS RFO #13

ITEM NUMBER =====	ID NUMBER =====	INSPECTION DATE =====	INSPECTION STATUS =====	INSPECTION LIMITED =====	GEQ. REF. =====	COMMENTS =====
C05.011.007	2-53B-17.2-122	05/04/93	CLR	-	-	_____
C05.011.009	2-53B-17.2-45	04/28/93	CLR	-	-	_____
C05.011.011	2-53B-17.2-104	04/28/93	CLR	-	-	_____
C05.011.020	2-53B-17.4-99	04/29/93	CLR	-	-	_____
C05.011.022	2-53B-17.4-103	04/28/93	CLR	-	-	_____
C05.011.038	2-53B-19.2-74	05/17/93	CLR	-	-	_____
C05.011.040	2-53B-19.2-67	05/17/93	CLR	-	-	_____
C05.011.053	2-53B-22.2-50	04/28/93	CLR	-	-	_____
C05.011.054	2-53B-26.1-1	05/19/93	CLR	-	-	_____
C05.011.055	2-53B-26.1-68	05/19/93	CLR	-	-	_____
C05.011.056	2-53B-26.1-6	05/04/93	CLR	-	-	_____
C05.011.057	2-53B-26.1-8A	05/04/93	CLR	-	-	_____
C05.011.058	2-53B-26.1-11	05/20/93	CLR	-	-	_____
C05.011.059	2-53B-26.1-15	06/02/93	CLR	-	-	_____
C05.011.060	2-53B-26.1-19	05/17/93	CLR	-	-	_____

PROGRAM: NISIRUND-QAISI04
FILE: C007133
PLANT: OCONEE UNIT 2
KEY: ITEM NUMBER C05

DUKE POWER COMPANY
QUALITY ASSURANCE DEPARTMENT
PRE-SERVICE AND IN-SERVICE INSPECTION SYSTEM
OCONEE 2 INSERVICE INSPECTION RESULTS RFO #13

PAGE 17
DATE 07/20/93

ITEM NUMBER =====	ID NUMBER =====	INSPECTION DATE =====	INSPECTION STATUS =====	INSPECTION LIMITED =====	GEO. REF. =====	COMMENTS =====
C05.011.061	2-53B-26.1-22	05/17/93	CLR	-	-	_____
C05.011.062	2-53B-26.1-26	05/14/93	CLR	-	-	_____
C05.011.095	2-53B-30-22	06/01/93	CLR	-	-	_____
C05.011.203	2-53A-8.3-72	05/10/93	CLR	-	-	_____
C05.011.205	2-CFTB-MJ217	05/10/93	CLR	-	-	_____
C05.011.302	2-54B-3.1-121	05/10/93	CLR	-	-	_____
C05.011.304	2-54B-4.1-217	05/04/93	CLR	-	-	_____
C05.011.501	2-01A-4.1-41	06/01/93	CLR	-	-	_____
C05.012.027	2-53A-8.3-72L	05/12/93	CLR	-	-	_____
C05.021.011	2-53A-8.3-66	05/20/93	REC	-	Y	_____
C05.021.011A	2-53A-8.3-66	05/14/93	CLR	-	-	_____
C05.021.067	2-03-FWD78-A	06/03/93	CLR	-	-	_____
C05.021.067A	2-03-FWD78-A	06/01/93	CLR	-	-	_____
C05.021.118	2-01A-5.4-28	05/15/93	CLR	-	-	_____
C05.021.118A	2-01A-5.4-28	05/10/93	CLR	-	-	_____

PROGRAM: NISIRUND-QAISI04
FILE: C007133
PLANT: OCONEE UNIT 2
KEY: ITEM NUMBER C05

DUKE POWER COMPANY
QUALITY ASSURANCE DEPARTMENT
PRE-SERVICE AND IN-SERVICE INSPECTION SYSTEM
OCONEE 2 INSERVICE INSPECTION RESULTS RFD #13

PAGE 18
DATE 07/20/93

ITEM NUMBER =====	ID NUMBER =====	INSPECTION DATE =====	INSPECTION STATUS =====	INSPECTION LIMITED =====	GEO. REF. =====	COMMENTS =====
C05.021.125	2-01A-5.3-21	06/02/93	CLR	-	-	_____
C05.021.125A	2-01A-5.3-21	06/01/93	CLR	-	-	_____
C05.021.126	2-01A-4.2-27	06/07/93	CLR	-	-	_____
C05.021.126A	2-01A-4.2-27	06/07/93	CLR	-	-	_____
C05.021.204	2-03A-10-63	05/22/93	CLR	-	-	_____
C05.021.204A	2-03A-10-63	05/17/93	CLR	-	-	_____
C05.021.205	2-03A-67-11	05/23/93	CLR	-	-	_____
C05.021.205A	2-03A-67-11	05/04/93	CLR	-	-	_____
C05.022.023	2-01A-5.4-28L	05/10/93	CLR	-	-	_____
C05.022.024	2-01A-5.4-28L	05/15/93	CLR	-	-	_____
C05.022.025	2-01A-5.3-21LE	06/02/93	CLR	-	-	_____
C05.022.025A	2-01A-5.3-21LE	06/01/93	CLR	-	-	_____
C05.022.026	2-01A-5.3-21LW	06/02/93	CLR	-	-	_____
C05.022.026A	2-01A-5.3-21LW	06/01/93	CLR	-	-	_____
C05.022.027	2-01A-4.2.27L	06/07/93	CLR	-	-	_____

PROGRAM: NISIRUND-QAISI04
FILE: C007133
PLANT: OCONEE UNIT 2
KEY: ITEM NUMBER C05

DUKE POWER COMPANY
QUALITY ASSURANCE DEPARTMENT
PRE-SERVICE AND IN-SERVICE INSPECTION SYSTEM
OCONEE 2 INSERVICE INSPECTION RESULTS RFO #13

ITEM NUMBER	ID NUMBER	INSPECTION DATE	INSPECTION STATUS	INSPECTION LIMITED	GEO. REF.	COMMENTS
=====	=====	=====	=====	=====	=====	=====
C05.022.027A	2-01A-4.2.27L	06/07/93	CLR	-	-	_____

ROGRAM: NISIRUND-QAISIO4
ILE: C007133
LANT: OCONEE UNIT 2
EY: ITEM NUMBER C07

DUKE POWER COMPANY
QUALITY ASSURANCE DEPARTMENT
PRE-SERVICE AND IN-SERVICE INSPECTION SYSTEM
OCONEE 2 INSERVICE INSPECTION RESULTS RFO #13

ITEM NUMBER	ID NUMBER	INSPECTION DATE	INSPECTION STATUS	INSPECTION LIMITED	GEØ. REF.	COMMENTS
=====	=====	=====	=====	=====	=====	=====
C07.010.001	2LPCA	08/18/86	CLR	-	-	_____
C07.010.002	2LPCB	08/18/86	CLR	-	-	_____

PROGRAM: NISIRUNG QAISI04
FILE: C007133
PLANT: OCONEE UNIT 2
KEY: ITEM NUMBER E03

DUKE POWER COMPANY
QUALITY ASSURANCE DEPARTMENT
PRE-SERVICE AND IN-SERVICE INSPECTION SYSTEM
OCONEE 2 INSERVICE INSPECTION RESULTS RFO #13

ITEM NUMBER =====	ID NUMBER =====	INSPECTION DATE =====	INSPECTION STATUS =====	INSPECTION LIMITED =====	GEQ. REF. =====	COMMENTS =====
E03.001.001	2-50-44-3	05/10/93	CLR	-	-	_____
E03.001.002	2-50-44-4	05/10/93	CLR	-	-	_____

PROGRAM: NISIRUND-QAISI04
FILE: C007133
PLANT: OCONEE UNIT 2
KEY: ITEM NUMBER E05

DUKE POWER COMPANY
QUALITY ASSURANCE DEPARTMENT
PRE-SERVICE AND IN-SERVICE INSPECTION SYSTEM
OCONEE 2 INSERVICE INSPECTION RESULTS RFO #13

ITEM NUMBER	ID NUMBER	INSPECTION DATE	INSPECTION STATUS	INSPECTION LIMITED	GEØ. REF.	COMMENTS
=====	=====	=====	=====	=====	=====	=====
E05.001.004	2PSL-133	05/24/93	CLR	-	N	_____
E05.001.005	2PSL-142	05/24/93	CLR	-	N	_____

PROGRAM: NISIRUND-QAISI04
FILE: C007133
PLANT: OCONEE UNIT 2
KEY: ITEM NUMBER E09

DUKE POWER COMPANY
QUALITY ASSURANCE DEPARTMENT
PRE-SERVICE AND IN-SERVICE INSPECTION SYSTEM
OCONEE 2 INSERVICE INSPECTION RESULTS RFO #13

ITEM NUMBER =====	ID NUMBER =====	INSPECTION DATE =====	INSPECTION STATUS =====	INSPECTION LIMITED =====	GEQ. REF. =====	COMMENTS =====
E09.001.016	2-03A-25-21	05/10/93	CLR	-	-	
E09.001.017	2-03A-25-2VEN	05/10/93	CLR	-	-	
E09.001.018	2-03A-25-18	05/10/93	CLR	-	-	
E09.001.019	2-03A-25-3VEN	05/10/93	CLR	-	-	
E09.001.020	2-03A-25-15	05/10/93	CLR	-	-	
E09.001.021	2-03A-25-4VEN	05/10/93	CLR	-	-	
E09.001.023	2-03A-25-5VEN	05/10/93	CLR	-	-	
E09.001.024	2-03A-25-9	05/10/93	CLR	-	-	
E09.001.025	2-03A-25-6VEN	05/10/93	CLR	-	-	
E09.001.026	2-03A-25-6	05/10/93	CLR	-	-	
E09.001.027	2-03A-25-7VEN	05/10/93	CLR	-	-	
E09.001.028	2-03A-25-3	05/10/93	CLR	-	-	
E09.001.029	2-03A-25-8VEN	05/10/93	CLR	-	-	
E09.001.030	2-03A-25-1VEN	05/15/93	CLR	-	-	
E09.001.031	2-03A-25-WG106	05/15/93	CLR	-	-	

PROGRAM: NISIRUND-QAISI04
FILE: C007133
PLANT: OCONEE UNIT 2
KEY: ITEM NUMBER F1.

DUKE POWER COMPANY
QUALITY ASSURANCE DEPARTMENT
PRE-SERVICE AND IN-SERVICE INSPECTION SYSTEM
OCONEE 2 INSERVICE INSPECTION RESULTS RFO #13

PAGE 33
DATE 07/20/93

ITEM NUMBER =====	ID NUMBER =====	INSPECTION DATE =====	INSPECTION STATUS =====	INSPECTION LIMITED =====	GEO. REF. =====	COMMENTS =====
F1.01.035	2-50-H11	05/06/93	REC	-	-	_____
F1.01.036	2-50-H12	05/19/93	REC	-	-	_____
F1.01.051	2-51A-H12A	05/06/93	REC	-	-	_____
F1.01.053	2-51A-H13A	05/06/93	CLR	-	-	_____
F1.01.071	2-51A-H2A	05/06/93	CLR	-	-	_____
F1.01.078	2-51A-H8B	05/06/93	REC	-	-	_____
F1.01.079	2-51A-H7B	05/06/93	CLR	-	-	_____
F1.01.081	2-51A-H6B	05/06/93	CLR	-	-	_____
F1.01.082	2-51A-H5B	05/06/93	REC	-	-	_____
F1.01.083	2-51A-H4B	05/06/93	REC	-	-	_____
F1.01.084	2-51A-H3B	05/06/93	CLR	-	-	_____
F1.01.085	2-51A-H2B	05/06/93	CLR	-	-	_____
F1.01.086	2-51A-H1B	05/06/93	CLR	-	-	_____
F1.01.149	2SGB-SKIRT	05/25/93	CLR	-	-	_____
F1.02.006	2-01A-H6	05/05/93	REC	-	-	_____

PROGRAM: NISIRUNG QAISI04
FILE: C007133
PLANT: OCONEE UNIT 2
KEY: ITEM NUMBER F1.

DUKE POWER COMPANY
QUALITY ASSURANCE DEPARTMENT
PRE-SERVICE AND IN-SERVICE INSPECTION SYSTEM
OCONEE 2 INSERVICE INSPECTION RESULTS RFO #13

PAGE 34
DATE 07/20/93

ITEM NUMBER =====	ID NUMBER =====	INSPECTION DATE =====	INSPECTION STATUS =====	INSPECTION LIMITED =====	GEO. REF. =====	COMMENTS =====
F1.02.007	2-01A-H7	05/05/93	CLR	-	-	_____
F1.02.008	2-01A-H8	04/06/93	REC	-	-	_____
F1.02.009	2-01A-H9	05/20/93	CLR	-	-	_____
F1.02.010	2-01A-H10	05/19/93	REC	-	-	_____
F1.02.032	2-01A-R8	05/20/93	REC	-	-	_____
F1.02.033	2-01A-R9-1	05/20/93	CLR	-	-	_____
F1.02.034	2-01A-R10	06/04/93	REC	-	-	_____
F1.02.036	2-01A-R12	06/14/93	CLR	-	-	_____
F1.02.037	2-01A-R13	05/20/93	REC	-	-	_____
F1.02.043	2-01A-CV-1	04/14/93	CLR	-	-	_____
F1.02.044	2-01A-CV-2	04/14/93	CLR	-	-	_____
F1.02.045	2-01A-CV-3	04/14/93	CLR	-	-	_____
F1.02.046	2-01A-MS-1	04/14/93	CLR	-	-	_____
F1.02.047	2-01A-MS-2	04/14/93	CLR	-	-	_____
F1.02.048	2-01A-MS3	05/28/93	CLR	-	-	_____

PROGRAM: NISIRUND-QAISI04
FILE: C007133
PLANT: OCONEE UNIT 2
KEY: ITEM NUMBER F1.

DUKE POWER COMPANY
QUALITY ASSURANCE DEPARTMENT
PRE-SERVICE AND IN-SERVICE INSPECTION SYSTEM
OCONEE 2 INSERVICE INSPECTION RESULTS RFO #13

PAGE 35
DATE 07/20/93

ITEM NUMBER =====	ID NUMBER =====	INSPECTION DATE =====	INSPECTION STATUS =====	INSPECTION LIMITED =====	GEO. REF. =====	COMMENTS =====
F1.02.049	2-01A-MS-4	04/14/93	CLR	-	-	_____
F1.02.050	2-01A-H40	05/05/93	REC	-	-	_____
F1.02.051	2-01A-H1	05/05/93	REC	-	-	_____
F1.02.052	2-01A-DE092	04/14/93	CLR	-	-	_____
F1.02.059	2-01A-H5B	05/06/93	REC	-	-	_____
F1.02.060	2-01A-H6B	05/06/93	REC	-	-	_____
F1.02.061	2-01A-H4B	05/19/93	CLR	-	-	_____
F1.02.062	2-01A-H3B	05/06/93	REC	-	-	_____
F1.02.069	2-01A-H5A	05/06/93	CLR	-	-	_____
F1.02.070	2-01A-H6A	05/06/93	REC	-	-	_____
F1.02.071	2-01A-H4A	05/06/93	CLR	-	-	_____
F1.02.080	2-01A-R7	05/20/93	REC	-	-	_____
F1.02.081	2-01A-R2-2	05/20/93	CLR	-	-	_____
F1.02.082	2-01A-R9-2	05/27/93	REC	-	-	_____
F1.02.083	2-01A-R9-3	05/27/93	REC	-	-	_____

PROGRAM: NISIRUND-QAISI04
FILE: C007133
PLANT: OCONEE UNIT 2
KEY: ITEM NUMBER F1.

DUKE POWER COMPANY
QUALITY ASSURANCE DEPARTMENT
PRE-SERVICE AND IN-SERVICE INSPECTION SYSTEM
OCONEE 2 INSERVICE INSPECTION RESULTS RFG #13

PAGE 36
DATE 07/20/93

ITEM NUMBER =====	ID NUMBER =====	INSPECTION DATE =====	INSPECTION STATUS =====	INSPECTION LIMITED =====	GEQ. REF. =====	COMMENTS =====
F1.02.084	2-01A-R9-4	05/27/93	REC	-	-	_____
F1.02.101	2-03-H2B	05/19/93	REC	-	-	_____
F1.02.107	2-03-H6B	05/18/93	REC	-	-	_____
F1.02.112	2-03-H13A	05/31/93	REC	-	-	_____
F1.02.113	2-03-H14A	05/07/93	REC	-	-	_____
F1.02.164	2-03A-H2A	05/18/93	CLR	-	-	_____
F1.02.165	2-03A-DE037	05/07/93	CLR	-	-	_____
F1.02.201	2-53B-R4	04/20/93	CLR	-	-	_____
F1.02.203	2-51A-H42	04/20/93	CLR	-	-	_____
F1.02.204	2-51A-DE002	04/20/93	CLR	-	-	_____
F1.02.231	2-53B-DE050	05/20/93	CLR	-	-	_____
F1.02.241	2-53B-DE049	05/14/93	CLR	-	-	_____
F1.02.242	2-53B-H16	04/20/93	CLR	-	-	_____
F1.02.243	2-54A-H41	05/13/93	CLR	-	-	_____
F1.02.253	2-53A-2601	05/12/93	CLR	-	-	_____

PROGRAM: NISIRUNG QAISI04
FILE: C007133
PLANT: OCONEE UNIT 2
KEY: ITEM NUMBER F1.

DUKE POWER COMPANY
QUALITY ASSURANCE DEPARTMENT
PRE-SERVICE AND IN-SERVICE INSPECTION SYSTEM
OCONEE 2 INSERVICE INSPECTION RESULTS RFO #13

PAGE 37
DATE 07/20/93

ITEM NUMBER =====	ID NUMBER =====	INSPECTION DATE =====	INSPECTION STATUS =====	INSPECTION LIMITED =====	GEO. REF. =====	COMMENTS =====
F1.02.286	2-53B-H56	05/01/93	CLR	-	-	
F1.02.287	2-53B-H57	05/07/93	CLR	-	-	
F1.02.288	2-53B-R33	05/13/93	CLR	-	-	
F1.02.289	2-53B-2601	05/13/93	CLR	-	-	
F1.02.310	2-53B-DE060	04/20/93	CLR	-	-	
F1.02.311	2-53B-DE059	04/20/93	CLR	-	-	
F1.02.312	2-53B-DE064	04/20/93	CLR	-	-	
F1.02.317	2-53B-H19	04/20/93	CLR	-	-	
F1.02.318	2-53B-H9	05/10/93	CLR	-	-	
F1.02.319	2-53B-R74	05/10/93	CLR	-	-	
F1.02.323	2-53B-H61	05/10/93	CLR	-	-	
F1.02.324	2-53B-R11(A)	05/13/93	CLR	-	-	
F1.02.325	2-53B-DE082	05/07/93	CLR	-	-	
F1.02.338	2-53B-H29	05/01/93	CLR	-	-	
F1.02.374	2-54B-H2401	06/03/93	CLR	-	-	

PROGRAM: NISIRUND-QAISI04
FILE: C007133
PLANT: OCONEE UNIT 2
KEY: ITEM NUMBER F1.

DUKE POWER COMPANY
QUALITY ASSURANCE DEPARTMENT
PRE-SERVICE AND IN-SERVICE INSPECTION SYSTEM
OCONEE 2 INSERVICE INSPECTION RESULTS RFO #13

PAGE 38
DATE 07/20/93

ITEM NUMBER =====	ID NUMBER =====	INSPECTION DATE =====	INSPECTION STATUS =====	INSPECTION LIMITED =====	GEØ. REF. =====	COMMENTS =====
F1.02.375	2-54B-H2417	06/03/93	CLR	-	-	_____
F1.02.376	2-54B-H2418	06/03/93	CLR	-	-	_____

B. Items examined by Pressure Testing

Item Number	=	ASME Section XI Tables IWB-2500-1 (Class 1), IWC-2500-1 (Class 2)
Drawing	=	Number of the Flow Diagram
Examination Date	=	Latest examination date
Condition	=	Partial or Complete test
Status	=	Clear, Recordable or Reportable
Comments	=	General and/or Detail Description

OCONEE UNIT NUMBER 2
CLASS A (CATEGORY B-P) INSPECTION RESULTS
FOR OUTAGE NUMBER 13

ITEM NO.	DRAWING	EXAMINATION DATE	CONDITION	STATUS	COMMENTS
B15.011.001	OFD-100A-2.1	06/20/93	COMPLETE	CLEAR	
B15.021.001	OFD-100A-2.2	06/20/93	COMPLETE	CLEAR	
B15.031.001	OFD-100A-2.1	06/20/93	COMPLETE	CLEAR	
B15.031.002	OFD-100A-2.1	06/20/93	COMPLETE	CLEAR	
B15.041.001	OFD-101A-2.1	06/20/93	COMPLETE	CLEAR	
B15.041.002	OFD-101A-2.1	06/20/93	COMPLETE	CLEAR	
B15.051.001	OFD-100A-2.1	06/20/93	COMPLETE	CLEAR	
B15.051.001A	OFD-100A-2.2	06/20/93	COMPLETE	RECORDABLE	
B15.051.002	OFD-101A-2.1	06/20/93	COMPLETE	CLEAR	
B15.051.003	OFD-101A-2.4	06/20/93	COMPLETE	RECORDABLE	
B15.051.004	OFD-102A-2.1	06/20/93	COMPLETE	RECORDABLE	
B15.051.005	OFD-102A-2.2	06/20/93	COMPLETE	RECORDABLE	
B15.051.006	OFD-102A-2.3	06/20/93	COMPLETE	RECORDABLE	
B15.051.007	OFD-110A-2.1	06/20/93	COMPLETE	CLEAR	
B15.051.009	OFD-100A-2.3	06/20/93	COMPLETE	CLEAR	
B15.051.010	OFD-110A-2.4	06/20/93	COMPLETE	CLEAR	
B15.061.001	OFD-100A-2.1	06/20/93	COMPLETE	CLEAR	

PAGE NO. 2
07/26/93

OCCONEE UNIT NUMBER 2
CLASS A (CATEGORY B-P) INSPECTION RESULTS
FOR OUTAGE NUMBER 13

<u>ITEM NO.</u>	<u>DRAWING</u>	<u>EXAMINATION DATE</u>	<u>CONDITION</u>	<u>STATUS</u>	<u>COMMENTS</u>
B15.061.002	OFD-100A-2.1	06/20/93	COMPLETE	RECORDABLE	
B15.061.003	OFD-100A-2.1	06/20/93	COMPLETE	CLEAR	
B15.061.004	OFD-100A-2.1	06/20/93	COMPLETE	CLEAR	

P. NO. 1
07/26/93

OCONEE UNIT NUMBER 2
CLASS B (CATEGORY C-H) INSPECTION RESULTS
FOR OUTAGE NUMBER 13

ITEM NO.	DRAWING	EXAMINATION DATE	CONDITION	STATUS	COMMENTS
C07.011.001	OFD-121B-2.3	06/20/93	COMPLETE	CLEAR	
C07.011.002	OFD-121B-2.3	06/20/93	COMPLETE	CLEAR	
C07.011.003	OFD-102A-2.3	04/29/93	COMPLETE	CLEAR	
C07.011.004	OFD-102A-2.3	04/29/93	COMPLETE	CLEAR	
C07.021.002A	OFD-100A-2.2	04/30/93	COMPLETE	RECORDABLE	
C07.021.003	OFD-101A-2.1	06/20/93	COMPLETE	CLEAR	
C07.021.007	OFD-101A-2.5	06/20/93	COMPLETE	CLEAR	
C07.021.009	OFD-102A-2.2	05/04/93	COMPLETE	CLEAR	
C07.021.019	OFD-110A-2.1	06/20/93	COMPLETE	RECORDABLE	
C07.021.020	OFD-110A-2.3	05/02/93	COMPLETE	CLEAR	
C07.021.023	OFD-121B-2.3	06/20/93	COMPLETE	CLEAR	
C07.021.024	OFD-121B-2.5	06/20/93	COMPLETE	RECORDABLE	
C07.021.025	OFD-121D-2.1	06/20/93	COMPLETE	CLEAR	
C07.021.026	OFD-121D-1.2	05/25/93	COMPLETE	CLEAR	
C07.021.027	OFD-122A-2.1	06/20/93	COMPLETE	CLEAR	
C07.021.028	OFD-122A-2.2	06/20/93	COMPLETE	CLEAR	
C07.021.029	OFD-122A-2.3	06/20/93	COMPLETE	CLEAR	

PAGE NO. 2
07/26/93

OCONEL UNIT NUMBER 2
CLASS B (CATEGORY C-H) INSPECTION RESULTS
FOR OUTAGE NUMBER 13

<u>ITEM NO.</u>	<u>DRAWING</u>	<u>EXAMINATION DATE</u>	<u>CONDITION</u>	<u>STATUS</u>	<u>COMMENTS</u>
C07.021.030	OFD-122A-2.4	05/20/93	COMPLETE	CLEAR	
C07.021.032	OFD-124B-2.4	04/29/93	COMPLETE	CLEAR	
C07.021.038	OFD-122B-2.1	06/20/93	COMPLETE	CLEAR	
C07.021.041	OFD-107D-2.2	06/15/93	COMPLETE	CLEAR	
C07.031.009	OFD-101A-2.5	06/14/93	COMPLETE	RECORDABLE	
C07.031.010	OFD-121B-2.5	05/27/93	COMPLETE	CLEAR	

- 5.2 Limited examinations (i.e., less than 90% of the required examination coverage obtained) identified during Outage 13 are shown below.

<u>Item Number</u>	<u>Request for Relief Serial Number</u>
B03.160.001	92-14
B03.160.002	92-14
B03.160.003	92-14
B03.160.004	92-14

6.0 Reportable Indications

Outage 13 had no reportable indications.

7.0 Personnel, Equipment and Material Certifications

All personnel who performed or evaluated the results of inservice inspections from March 3, 1992 to June 20, 1993 at Oconee Nuclear Station, Unit 2, were certified in accordance with the requirements of 1980 Edition of ASME Section XI with Addenda through Winter 1980. The appropriate certification records for each Duke Power Company inspector are on file at Oconee Nuclear Station or in the Corporate Offices in Charlotte, North Carolina. The certification records for the Babcock & Wilcox inspectors are on file at the Babcock & Wilcox Offices in Lynchburg, Virginia.

Records of periodic calibration of Duke Power Company inspection equipment are on file at Oconee Nuclear Station or in the Corporate Offices in Charlotte, North Carolina. Records of periodic calibration of Babcock & Wilcox inspection equipment are on file at the Babcock & Wilcox Offices in Lynchburg, Virginia.

8.0 Corrective Action

No corrective action was required as a result of examinations performed during Outage 13.

9.0 Reference Documents

The following reference documents apply to the inservice inspection performed during Outage 13 at Oconee 2.

Duke Power Company Request for Relief ONS-005

Duke Power Company Request for Relief ONS-012

Duke Power Company Request for Relief 92-09

Duke Power Company Request for Relief 92-14

DUKE POWER COMPANY
Request For Relief From
Inservice Inspection Requirement

Station: Oconee

Unit: 1, 2, & 3

Reference Code: ASME Section XI, 1980 through W80 Addenda

I. Component for which exemption is requested:

a. Name and Identification Number:

Piping between 1RC-4 and 1RC-66 (SYS 50, ISO 47, Unit 1)
2RC-4 and 2RC-66 (SYS 50, ISO 44, Unit 2)
3RC-4 and 3RV-67 (SYS 50, ISO 45, Unit 3)

b. Function:

Pressurizer Relief

c. ASME Section III Code Class:

Class 1

d. Valve Category:

EMO & Relief Valve

II. Reference Code Requirement that has been determined to be impractical:

Table IWB-2500-1, Category B-P, Items B15.71

III. Basis for Requesting Relief

Personnel safety requirements call for valve RC-4 to be closed during reactor coolant system pressure tests. This valve would have to be open to produce hydrostatic test conditions at valve RC-66 (or valve RV-67).

DUKE POWER COMPANY

Request For Relief From
Inservice Inspection Requirement

III. Basis for Requesting Relief (cont.)

There is one 3" NPS, 0.438" wall weld, and one 2½" NPS, 0.375" wall weld between these two valves.

IV. Alternate Examination:

Both welds in each unit will receive a liquid penetrant inspection at or near the end of the inspection interval. This inspection will be done in addition to any other ISI inspections performed on the system.

V. Implementation Schedule:

This inspection will be performed on each unit at or near the end of the second ten-year inspection interval.

Duke Power Company
Oconee Nuclear Station
Second Ten Year Interval
Request for Relief 89-11

Component for which relief is requested:

Control Rod Drive Mechanism (CRDM) motor tube to nozzle pressure retaining bolting.

ISI Class I Duke Class A

Reference Code requirement that has been determined to be impractical:

ASME Boiler and Pressure Vessel Code Section XI, 1980 Edition (with Addenda through Winter 1980) Table IWB-2500 Item B7.80 which requires CRDM bolting material to undergo VT-1 visual examination when disassembled. The intent of this code requirement is to assure the disassembled bolting material is acceptable for re-use and to increase confidence that there is not a generic problem occurring that should be further investigated through additional inspections.

Basis for requesting relief:

Per Oconee Nuclear Station Policy CRDM bolting material removed due to exposure to RCS leakage is not re-used because the excessive boron deposit degradation destroys it for further use. It is replaced during maintenance for flange leakage by new material that has a pre-service examination performed on it prior to installation. The boron deposit degradation makes it virtually impossible to perform a meaningful inservice inspection. As a result, table IWB 2500 Item B7.80 requirements for VT-1 examination of bolting material (when CRDMs are disassembled due to RCS leakage indications) are unnecessary since the material will not be re-used and is in no condition to disclose any possible generic problems. In addition VT-1 examination of the bolting material which will not be re-used involves significant unnecessary radiation exposure to personnel.

Alternate examination:

Each refueling outage all CRDM flanges will be visually examined per station procedures for evidence of leakage in compliance with the Oconee Nuclear Station response to NRC Generic Letter 85-05 and IE Bulletin 82-02. Corrective action (including replacement of affected bolting) will be based upon the results of those examinations. Inspection of bolting material during CRDM maintenance not associated with flange leakage will be performed in accordance with the requirements of Table IWB 2500 Item B 7.80.

Acceptability of proposed alternate testing with respect to the level of quality and safety as well as public health and safety:

Automatic replacement of bolting material removes the necessity for examination of the material for continued service. Pre-service

Duke Power Company
Oconee Nuclear Station
Second Ten Year Interval
Request for Relief 89-11

I. Component for which relief is requested:

Control Rod Drive Mechanism (CRDM) motor tube to nozzle pressure retaining bolting.

ISI Class I Duke Class A

II. Reference Code requirement that has been determined to be impractical:

ASME Boiler and Pressure Vessel Code Section XI, 1980 Edition (with Addenda through Winter 1980) Table IWB-2500 Item 87.80 which requires CRDM bolting material to undergo VT-1 visual examination when disassembled. The intent of this code requirement is to assure the disassembled bolting material is acceptable for re-use and to increase confidence that there is not a generic problem occurring that should be further investigated through additional inspections.

III. Basis for requesting relief:

Per Oconee Nuclear Station Policy CRDM bolting material removed due to exposure to RCS leakage is not re-used because the excessive boron deposit degradation destroys it for further use. It is replaced during maintenance for flange leakage by new material that has a pre-service examination performed on it prior to installation. The boron deposit degradation makes it virtually impossible to perform a meaningful inservice inspection. As a result, table IWB 2500 Item 87.80 requirements for VT-1 examination of bolting material (when CRDMs are disassembled due to RCS leakage indications) are unnecessary since the material will not be re-used and is in no condition to disclose any possible generic problems. In addition VT-1 examination of the bolting material which will not be re-used involves significant unnecessary radiation exposure to personnel.

IV. Alternate examination:

Each refueling outage all CRDM flanges will be visually examined per station procedures for evidence of leakage in compliance with the Oconee Nuclear Station response to NRC Generic Letter 85-05 and IE Bulletin 82-02. Corrective action (including replacement of affected bolting) will be based upon the results of those examinations. Inspection of bolting material during CRDM maintenance not associated with flange leakage will be performed in accordance with the requirements of Table IWB 2500 Item B 7.80.

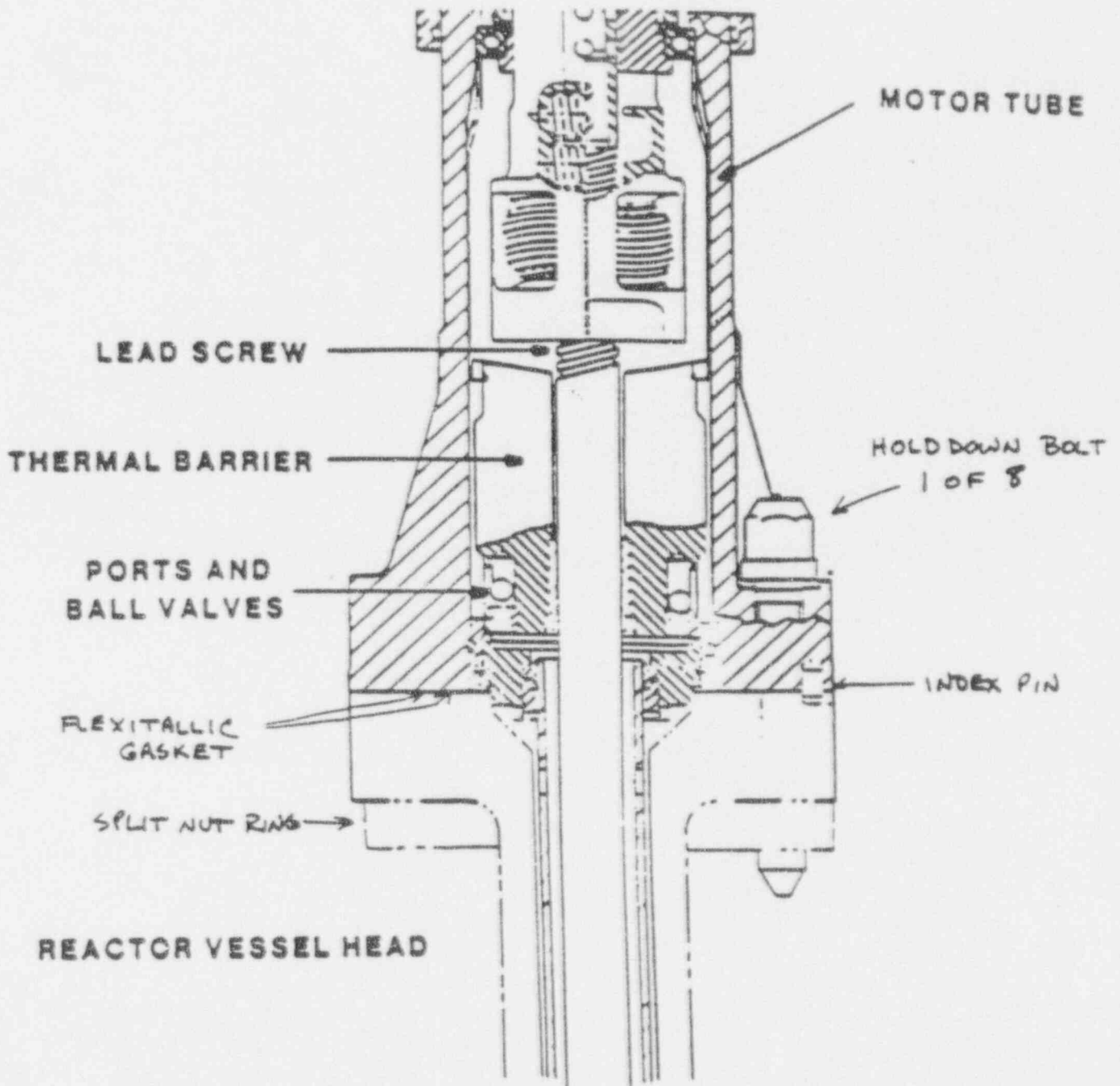
V. Acceptability of proposed alternate testing with respect to the level of quality and safety as well as public health and safety:

Automatic replacement of bolting material removes the necessity for examination of the material for continued service. Pre-service

examination of replacement material ensures the achievement of an acceptable level of safety for the replacement material.

VI. Implementation schedule:

To be placed in effect for all Oconee Units for the remainder of the interval commencing with the upcoming, April 1990 Oconee Unit 1 end of cycle 12 refueling outage.



<p>CONTROL ROD DRIVE MECHANISM</p>	<p>THERMAL BARRIER</p>	<p>REV OC-PNS-CRD-10, DATE 12-3-11 BY Diamond Power 703255105 DMC / ARB RPB TRAINING USE ONLY</p>
------------------------------------	------------------------	--

Duke Power Company
Oconee Nuclear Station
Second Ten Year Interval
Request for Relief #92-09

I. Component for which relief is requested:

- a) Name and Number: Piping and Welds between 1, 2, 3 HP-25 and 1, 2, 3 HP-102; piping and welds between 1, 2, 3 HP-24 and 1, 2, 3 HP-101.
- b) Function: Borated Water Storage Tank suction piping for HPI pumps.
- c) ASME/Duke/ISI Class:
ASME Class 2, Duke Class B, ISI Class B
- d) Drawings OFD 101A-1, 2, 3.3 and 102A-1, 2, 3.1

II. Reference code requirement that has been determined to be impractical.

IWC 5222(a) and Table IWC-2500-1, Category C-H, Item C7.21; IWC-2420(a)

III. Basis for requesting relief:

The piping on the upstream side of HP-24 and 25 is rated at 100 psig at 200° F. The piping downstream of HP-24 and 25 is rated at 350 psig at 200° F. Valves HP-101 and 102 are check valves. The HP-101 and 102 check valves make it impractical to perform the hydrostatic test with HP-24 and 25 closed and pressurizing from the downstream piping to HP-24 and 25. To pressurize the piping from the upstream direction with HP-24 and 25 open would cause overpressurization of the low pressure upstream piping. This request is to delay this test until the HP-101 and HP-102 valves can be disassembled.

IV. Alternate Examination:

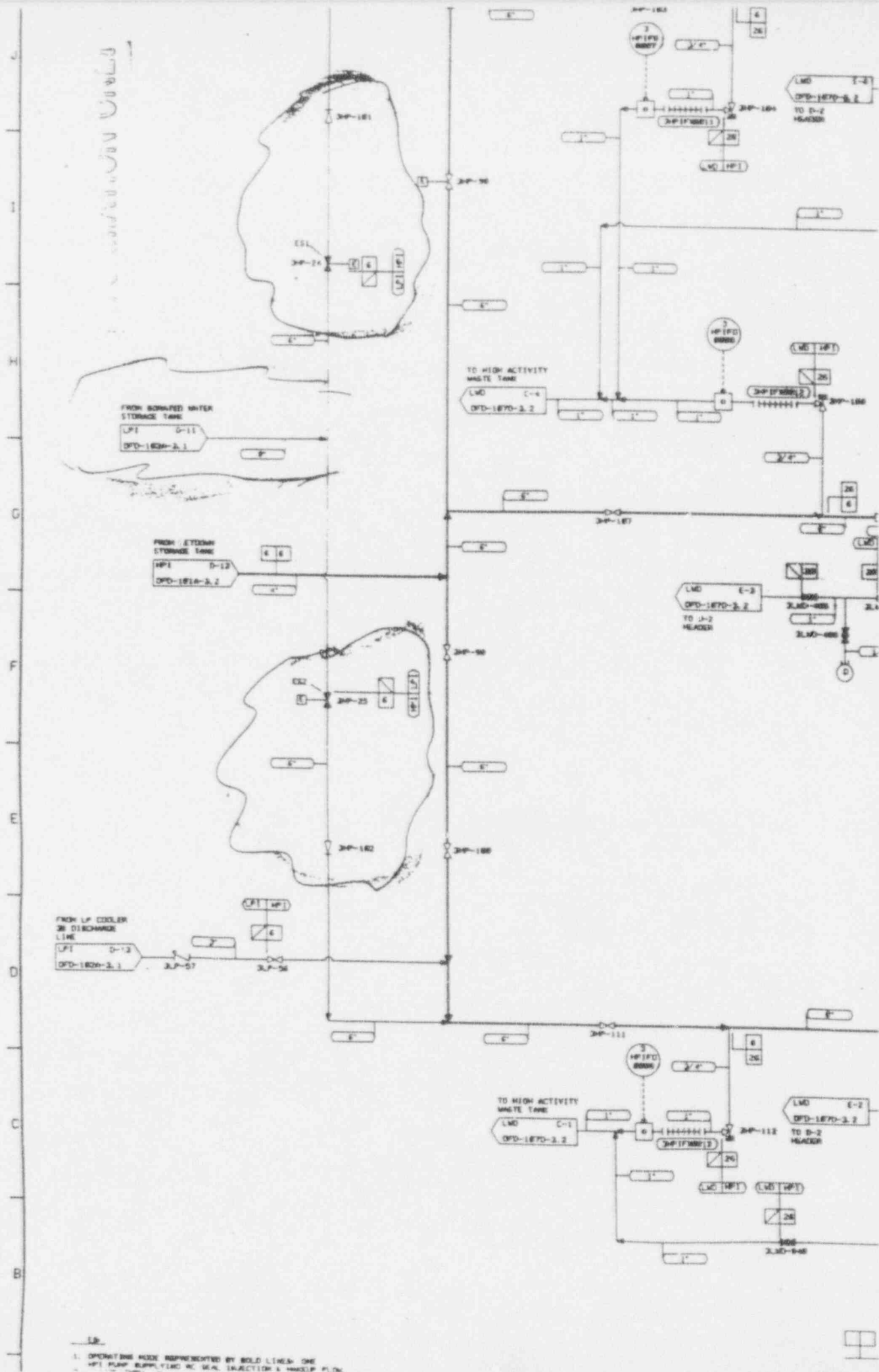
No alternate examinations are needed as this request for relief is only to delay the periodic ISI hydrostatic test to a later time. The welds associated with this request have not been changed since the previous pressure test was performed.

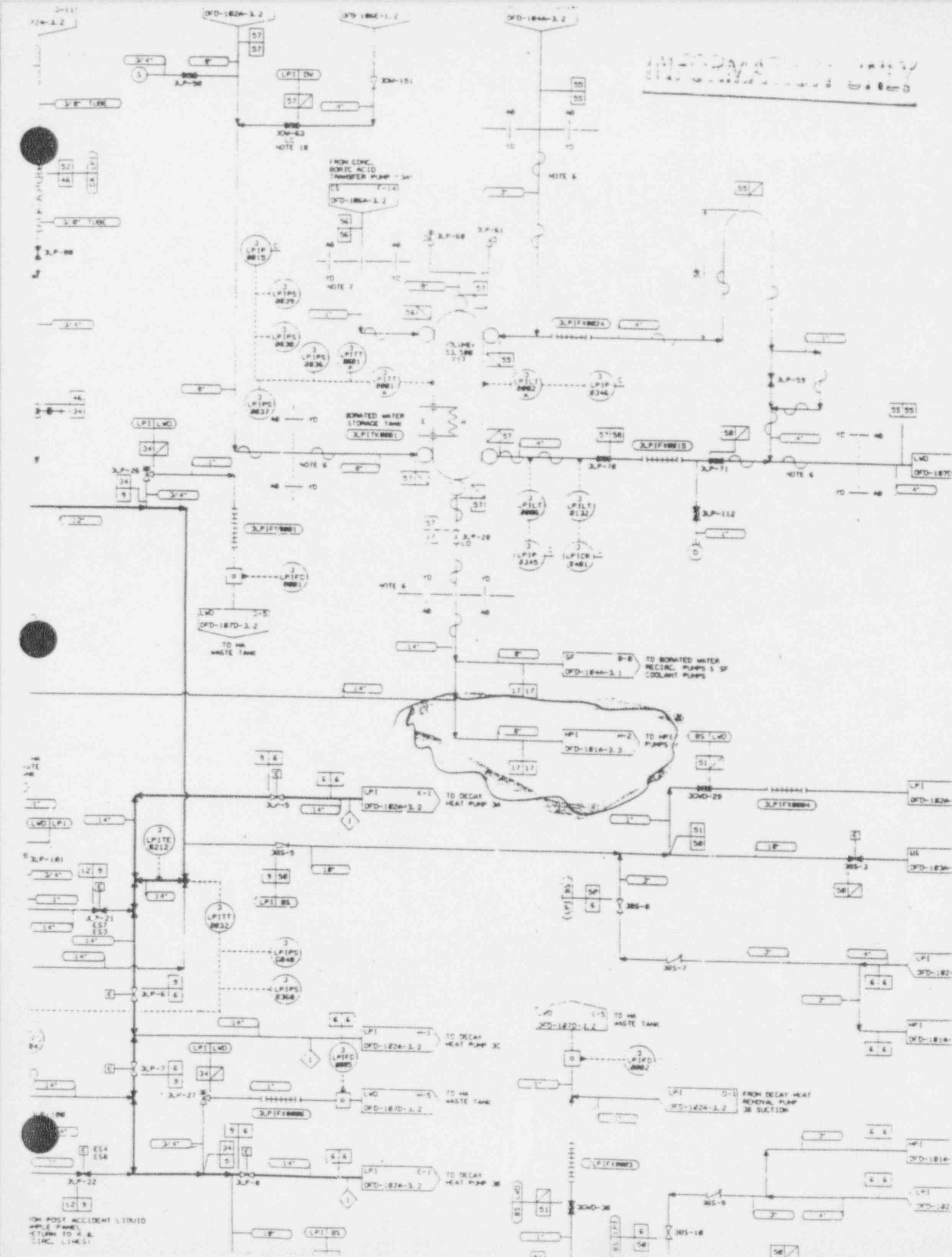
V. Acceptability of proposed alternate testing with respect to the level of quality and safety, as well as public health and safety:


The welds have been previously inspected and tested as required by ASME Section XI. This relief is only to delay the periodic ISI hydrostatic test until a time HP-101 and HP-102 can be disassembled. An acceptable level of quality and safety as well as public health and safety has been provided.

VI. Implementation schedule:

At the next refueling outage for each unit where disassembly of HP-101 and HP-102 is practical, but no later than the last refueling outage for each unit during the third period of the Second Inspection Interval, ending February 28, 1994.







14	REV. PER OE-4385	JAN	9-9-80	DLT
13	REV PER OE-3657, OE-3656, OE-3817	JUL	6-17-81	SRB
12	ORIGINAL DRAWING RETIRED			
11	REVISED	DEC		
10				
9				
8				
7				
6				
5				
4				
3				
2				
1				

REVISIONS	DATE	BY

DUKE POWER COMPANY

Request for Relief From
Inservice Inspection Requirement

Station: Oconee

Unit: 1, 2 and 3

Requesting Department: Nuclear Generation Department

Reference Code: ASME Section XI, 1980 Edition, with Winter 1980 Addenda

I. Component for which exemption is requested:

- a. Name and Identification Number: Letdown Coolers for Units 1, 2 and 3. The following Item Numbers are affected:

<u>UNIT 1</u>	<u>UNIT 2</u>	<u>UNIT 3</u>
B03.160.001	B03.160.001	B03.160.001
B03.160.002	B03.160.002	B03.160.002
B03.160.007	B03.160.003	B03.160.003
B03.160.008	B03.160.004	B03.160.004

- b. Function: The letdown cooler reduces the temperature of the letdown flow from the Reactor Coolant System to a temperature suitable for demineralization.
- c. ASME Section XI Code Class: Class 1
- d. Construction Code and Class (If Applicable): NA
- e. Valve Category (If Applicable): NA
- f. Drawing Number: OM-201-3107

II. Reference Code Requirement that has been determined to be impractical:

Table IWB-2500, Examination Category B-D, Item Number B3.160

This table requires that an inside radius volumetric examination be performed on heat exchanger nozzles.

III. Basis for Requesting Relief:

Due to the size and geometry of the nozzle inside radius on the Letdown Coolers we have been unable to perform a meaningful, (i.e., unable to get sound into the area of interest) volumetric examination.

IV. Alternate Examination:

Perform the volumetric examination on the weld volume, as required by ASME Section XI, Table IWB-2500-1, Examination Category B-D, Item Number B3.150. This will provide adequate assurance of the integrity of the welded connection.

The alternate proposed inservice testing will provide an acceptable level of quality and safety and ensures the level of public health and safety is not reduced.

V. Implementation Schedule:

<u>RFO</u>	<u>UNIT 1</u>	<u>RFO</u>	<u>UNIT 2</u>	<u>RFO</u>	<u>UNIT 3</u>
9	B03.160.001	8	B03.160.001	11	B03.160.001
12	B03.160.002	13	B03.160.002	11	B03.160.002
14	B03.160.007	12	B03.160.003	14	B03.160.003
14	B03.160.008	13	B03.160.004	14	B03.160.004

Evaluated By:

R. B. Rouse

Date

11/23/92

Reviewed By:

John Davidson

Date

11/23/92

10.0 Class 1 and 2 Repairs and Replacements

As required by ASME Section XI 1980 Edition, a record of the Class 1 and 2 Repairs and Replacements for work performed from March 3, 1992 through June 20, 1993 is provided and is included in this section of the report. The individual work request documents are on file at Oconee Nuclear Station.

REPAIR/REPLACEMENT LOG

ASME SECTION XI

OCONEE NUCLEAR STATION

UNIT 2 RFO # 13

INTERVAL COVERED FROM: 3-3-92

TO: 6-20-93

PREPARED BY: CR Hansen DATE 6-21-93

Wm Clive Date 6-21-93

REVIEWED BY: Dublin Blanton DATE 6-21-93

TRANSMITTED TO QA MANAGER TECHNICAL SERVICES

BY: TJ Coleman DATE 6-21-93

<u>WORK ORDER</u>	<u>ASME CLASS</u>	<u>DESCRIPTION</u>
91084350	2	Replace B/B bolting & disc valve 2MS-79
91083448	2	Replaced flex hose 2LPSFX0003
91083449	2	Replaced flex hose 2LPSFX0004
91083453	2	Replaced flex hose 2LPSFX0005
89031479	1	Replaced bonnet & studs valve 2HP-153
91103241	1	Replaced B/B bolting valve 2LP-2
91084149	1	Replaced valve 2RC-67
91083451	2	Replaced flex hose 2LPSFX0006
92003418	1	Replaced bolting CRDM #40
92003419	1	Replaced bolting CRDM #34
92003421	1	Replaced bolting CRDM #20
92003415	1	Replaced bolting CRDM #60
92003416	1	Replaced bolting CRDM #58
92003417	1	Replaced bolting CRDM #56
91084151	1	Replaced vlave 2RC-68
92005264	2	Replaced bolting 2A OTSG AFDW Riser #7
91084511	1	Replaced bolting 2B2 RCP Throttle Sleeve
92002715	2	Replaced bolting 2A OTSG MFDW Riser #10
92004760	2	Replaced bolting 2B OTSG MFDW Riser #18
91084282	1	Replaced valve 2RC-66
91084867	2	Replaced plug assembly valve 2HP-31
92080453	2	Replaced bolting on 8 inch flanges BWST

<u>WORK ORDER</u>	<u>ASME CLASS</u>	<u>DESCRIPTION</u>
92006545	UNKNOWN	Added & welded shim to baseplate on S/R# 2-03A-1-0-1439B-H13
92006220	UNKNOWN	Retorqued loose concrete anchors on S/R# 2-03-1480A-H6110
92002932	UNKNOWN	Replaced rebuilt snubber on S/R# 2-57-0-1481A-H16
92011985	UNKNOWN	Reset snubber to acceptable setting on S/R# 2-01A-0-1441-R7
92004546	UNKNOWN	Welded S/R# 2-54A-435B-EMOH-R2-2 back in position
92011797	UNKNOWN	Added & welded shim to S/R# 2-03A-1-0-1401B-SR12
92005845	UNKNOWN	Added & welded shim to S/R# 2-03A-1-0-1437A-SR13
92008844	UNKNOWN	Added missing weld to S/R# 2-53A-0-1478A-H5A
92010892	UNKNOWN	Added & welded shim to S/R# 2-53B-0-435B-DE053
92006252	UNKNOWN	Added missing weld to S/R# 2-53B-5-0-1436A-H22
91084789	UNKNOWN	Installed new snubber on S/R# 2-NPS-03-0-1478-H28
91084789	UNKNOWN	Installed new load stud & nuts on S/R# 2-03A-1401A-DE034(C)
91084789	UNKNOWN	Installed new load stud retaining ring on S/R# 2-01A-0-1441-DE061(B)
92010497	UNKNOWN	Installed new bolting material on S/R# 2-64-1479D-H6441
90031227	UNKNOWN	Installed new .5" rod on S/R# 2-57-0-1481A-H14
92011683	UNKNOWN	Installed new U-bolt on S/R# 2-15-435B-H5051
91084528	UNKNOWN	Installed new bolting material on S/R# 2-03-0-1480B-H6B
92008185	UNKNOWN	Installed new bolting material on S/R# 2-53-0-1478A-H3

<u>WORK ORDER</u>	<u>ASME CLASS</u>	<u>DESCRIPTION</u>
92006260	UNKNOWN	Installed new nuts on anchors on S/R# 2-53B-0-435B-DE052
92009014	UNKNOWN	Installed new bolting material on S/R# 2-51A-1-0-1444-DE097
92007134	UNKNOWN	Installed new snubber on S/R# 2-01A-0-1441-R9-3
92007134	UNKNOWN	Installed new snubber on S/R# 2-01A-0-1441-R9-2
92012809	UNKNOWN	Removed/rewelded into position S/R# 2-GH-BC-2930-01
92000554	UNKNOWN	Removed/rewelded into position S/R# 2-01A-1403C-DE083
92035734	UNKNOWN	Added & welded shims to S/R# 2-53B-5-0-1439B-H58A
93011153	UNKNOWN	Modified S/R#'s: 2-14B-0-1439B-RJP-3107 2-14B-1437A-SR40 2-14B-0-1400A-DE185
92091105	UNKNOWN	Modified S/R#'s: 2-14B-1400A-JEJ-2101 2-14B-437B-H5431 2-14B-1437A-SR52 2-14B-1437A-H25 2-14B-1437A-SR37
92091105	UNKNOWN	Permanently removed S/R#'s: 2-14B-14001-JEJ-2201 2-14B-14001-JEJ-2202 2-14B-1437A-DE138
91085342	UNKNOWN	Installed new anchors on S/R#'s: 2-53B-5-0-1436A-DE110 2-61-1436A-NS2036 2-61-1436A-NS2037
91085342	UNKNOWN	Adjusted "S/R SETTINGS" to fit new pipe on S/R#'s: 2-53B-5-0-1436A-R32 2-53B-5-0-1436A-H24 2-53B-0-1439A-R34
91085342	UNKNOWN	Added & welded shims to S/R# 2-53B-5-0-1436A-R5

<u>WORK ORDER</u>	<u>ASME CLASS</u>	<u>DESCRIPTION</u>
92006260	UNKNOWN	Installed new nuts on anchors on S/R# 2-53B-0-435B-DE052
92009014	UNKNOWN	Installed new bolting material on S/R# 2-51A-1-0-1444-DE097
92007134	UNKNOWN	Installed new snubber on S/R# 2-01A-0-1441-R9-3
92007134	UNKNOWN	Installed new snubber on S/R# 2-01A-0-1441-R9-2
92012809	UNKNOWN	Removed/rewelded into position S/R# 2-GH-BC-2930-01
92000554	UNKNOWN	Removed/rewelded into position S/R# 2-01A-1403C-DE083
92035734	UNKNOWN	Added & welded shims to S/R# 2-53B-5-0-1439B-H58A
93011153	UNKNOWN	Modified S/R#'s: 2-14B-0-1439B-RJP-3107 2-14B-1437A-SR40 2-14B-0-1400A-DE185
92091105	UNKNOWN	Modified S/R#'s: 2-14B-1400A-JEJ-2101 2-14B-437B-H5431 2-14B-1437A-SR52 2-14B-1437A-H25 2-14B-1437A-SR37
92091105	UNKNOWN	Permanently removed S/R#'s: 2-14B-14001-JEJ-2201 2-14B-14001-JEJ-2202 2-14B-1437A-DE138
91085342	UNKNOWN	Installed new anchors on S/R#'s: 2-53B-5-0-1436A-DE110 2-61-1436A-NS2036 2-61-1436A-NS2037
91085342	UNKNOWN	Adjusted "S/R SETTINGS" to fit new pipe on S/R#'s: 2-53B-5-0-1436A-R32 2-53B-5-0-1436A-H24 2-53B-0-1439A-R34
91085342	UNKNOWN	Added & welded shims to S/R# 2-53B-5-0-1436A-R5

<u>WORK ORDER</u>	<u>ASME CLASS</u>	<u>DESCRIPTION</u>
93021154	UNKNOWN	Modified S/R# 2-05-1403D-H4139
93011153	UNKNOWN	Modified S/R#'s: 2-14B-0-1479A-H11B 2-14B-1480A-H6215 2-14B-1480A-H6209 2-14B-1480A-H6208 2-14B-1480A-H6267 2-14B-1480A-H6213 2-14B-1480A-H6245
93021568	UNKNOWN	Permanently removed S/R#'s: 2-04A-0-1478A-NPS-H2 2-04A-0-1478A-NPS-H41 2-04A-0-1478A-NPS-H39 2-04A-0-1478A-NPS-H48 2-04A-0-1478A-NPS-H1 2-04A-0-1478A-NPS-H3 2-04A-0-1478A-NPS-H5
93021568	UNKNOWN	Modified S/R#'s: 2-04-1478A-NPS-H35 2-04A-0-1478A-NPS-H51 2-04A-0-1478A-NPS-H45
93038290	UNKNOWN	Installed new U-bolt on S/R# 2-53-1479B-H6469
93039828	UNKNOWN	Modified S/R# 2-03A-1-0-1439A-R61
93015253	UNKNOWN	Installed new S/R# 2-53-1479D-H6499
93015253	UNKNOWN	Installed new U-bolt on S/R# 2-53-1479D-H6472
93015253	UNKNOWN	Permanently removed S/R# 2-53-1479D-H6473
93034292	UNKNOWN	Modified S/R# 2-14B-438C-DE104
93023676	UNKNOWN	Modified S/R# 2-01A-0-1401B-R12
93014268	UNKNOWN	Modified S/R# 2-05A-0-1401B-H4152
93014251	UNKNOWN	Modified S/R# 2-05A-0-1401B-H4150
93024231	1	Installed stablizers/plugs "2B" OTSG

<u>WORK ORDER</u>	<u>ASME CLASS</u>	<u>DESCRIPTION</u>
93024252	1	Installed stablizers/plugs "2A" OTSG
93013835	2	Replaced valve 2CC-7
92006252	2	Made saddle to pipe weld S/R 2-53B-5-0-1436A-H22
92008265	2	Made weld repair 2-01A-5-33
92080453	2	Repaired leak on flange at base of BWST
92090535	2	Made weld repairs to vendor welds 2A LPI cooler
93022718	2	Replaced valve 2HP-364
93014766	2	Replaced valve 2LP-29
91085342	2	LPI Cooler upgrade NSM 2861
93022307	2	Replaced valve 2CS-11
93019114	2	Replaced valve 2FDW-345
93038154	2	Replaced valve 2HP-144
93014864	2	Replaced valve 2CS-23 and associated piping
93016431	2	Replaced valve 2BS-19
93019133	2	Replaced valve 2FDW-232
93015254	2	Replaced valve 2BS-14
93015637	2	Replaced valve 2FDW-39
93014251	2	Replaced valve 2SD-2
93006389	2	Prefabed reservoirs Exempt Change 5122
93014268	2	Replaced valve 2SD-5