

K-4

UVM DECOMM FUND
FROM 01/01/19 THROUGH 12/31/19

LICENSING ASSISTANCE TEAM
DIVISION OF NUCLEAR MATERIALS SAFETY
REGION 1
2100 RENAISSANCE BOULEVARD, STE 100
RENAISSANCE PARK
KING OF PRUSSIA PA 19406-2713

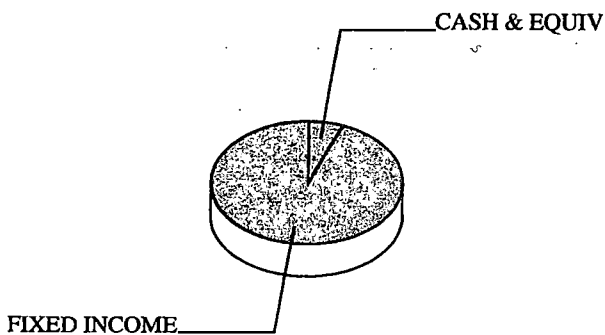
ACCOUNT OFFICER:
SIMONA CHIBB (802) 660-1190
PORTFOLIO MANAGER:
CHIA CAZAYOUX (802) 660-1518

MARKET SUMMARY

44-00728-13
03013022


BEGINNING MARKET VALUE	1,137,126.34
TOTAL RECEIPTS	24,738.04
TOTAL DISBURSEMENTS	-29,245.89
REALIZED GAIN/LOSS	-397.14
UNREALIZED GAIN/LOSS	27,546.42
ENDING MARKET VALUE	1,159,767.77

DIVERSIFICATION SUMMARY



	PERCENT OF ASSETS	MARKET VALUE
CASH & EQUIV	5.9%	68,293.02
FIXED INCOME	94.1%	1,091,474.75
TOTAL ASSETS	100.0%	1,159,767.77

BOND QUALITY SUMMARY

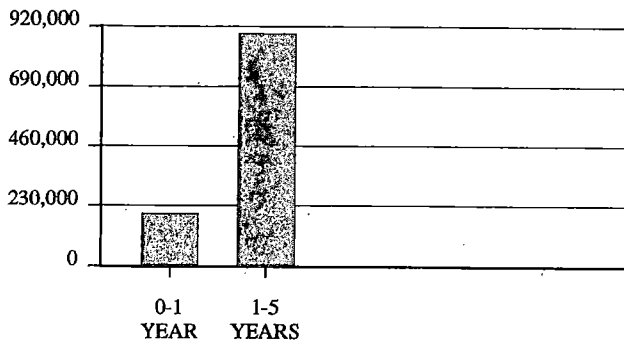


QUALITY RATING	PERCENT OF BONDS	MARKET VALUE
US GOVERNMENT	100.0%	1,091,474.75
TOTAL BONDS	100.0%	1,091,474.75

NMSS/RGN1 MATERIALS-002

REC'D IN LAT

1/13/2020

UVM DECOMM FUND
FROM 01/01/19 THROUGH 12/31/19
BOND MATURITY SUMMARY


YEARS TO MATURITY	PERCENT OF BONDS	MARKET VALUE
0-1	18.4%	200,476.00
1-5	81.6%	890,998.75
TOTAL BONDS	100.0%	1,091,474.75

ASSET DETAIL

	QUANTITY	CURRENT YIELD	COST	MARKET VALUE
CASH & EQUIVALENTS				
CASH				
PRINCIPAL CASH	0.000	0.00%	0.00	0.00
INCOME CASH	0.000	0.00%	0.00	0.00
TOTAL CASH			0.00	0.00
CASH & EQUIVALENTS				
DREYFUS GOVT CASH MGMT IS #289	29,581.100	1.52%	29,581.10	29,581.10
DREYFUS GOVT CASH MGMT IS #289 (INVESTED INCOME)	38,711.920	1.52%	38,711.92	38,711.92
TOTAL CASH & EQUIVALENTS			68,293.02	68,293.02
TOTAL CASH & EQUIVALENTS			68,293.02	68,293.02
FIXED INCOME				
GOVERNMENT BONDS				
FEDL HOME LOAN BANK 1.875% 12/11/2020	100,000.000	1.87%	101,586.00	100,222.00
FEDERAL NATL MTG ASSN 1.875% 12/28/2020	100,000.000	1.87%	100,235.20	100,254.00
FEDL HOME LOAN BANK 1.875% 11/29/2021	200,000.000	1.86%	197,558.20	201,112.00
FEDERAL FARM CREDIT BANK 1.750% 9/13/2022	100,000.000	1.74%	99,649.17	100,400.00
FEDERAL FARM CREDIT BANK 1.880% 10/05/2022	125,000.000	1.87%	124,940.00	125,942.50
U S TREASURY NOTE 2.375% 01/31/2023	100,000.000	2.32%	98,042.97	102,290.00

UVM DECOMM FUND
 FROM 01/01/19 THROUGH 12/31/19

ASSET DETAIL

	QUANTITY	CURRENT YIELD	COST	MARKET VALUE
U S TREASURY NOTE 2.750% 7/31/2023	125,000.000	2.65%	123,540.04	129,832.50
U S TREASURY NOTE 1.750% 7/31/2024	100,000.000	1.74%	100,230.47	100,338.00
FEDL HOME LOAN BANK 2.750% 12/13/2024	125,000.000	2.62%	126,191.25	131,083.75
TOTAL GOVERNMENT BONDS			1,071,973.30	1,091,474.75
TOTAL FIXED INCOME			1,071,973.30	1,091,474.75

TRANSACTIONS

DATE	DESCRIPTION	INCOME CASH	PRINCIPAL CASH	COST
RECEIPTS				
INTEREST				
	FEDL HOME LOAN BANK			
	1.875% 11/29/2021			
05/29/19	INT TO 05/29/19 ON 200,000	1,874.98		
11/29/19	INT TO 11/29/19 ON 200,000	1,875.00		
	FEDL HOME LOAN BANK			
	2.750% 12/13/2024			
06/13/19	INT TO 06/13/19 ON 125,000	1,718.75		
12/13/19	INT TO 12/13/19 ON 125,000	1,718.75		
	FEDL HOME LOAN BANK			
	1.875% 12/11/2020			
06/11/19	INT TO 06/11/19 ON 100,000	937.50		
12/11/19	INT TO 12/11/19 ON 100,000	937.50		
	FEDERAL FARM CREDIT BANK			
	1.880% 10/05/2022			
04/05/19	INT TO 04/05/19 ON 125,000	1,175.00		
10/07/19	INT TO 10/05/19 ON 125,000	1,175.00		
	FEDERAL FARM CREDIT BANK			
	1.750% 9/13/2022			
03/13/19	INT TO 03/13/19 ON 100,000	875.00		
09/13/19	INT TO 09/13/19 ON 100,000	875.00		
	FEDERAL FARM CREDIT BANK			
	1.625% 1/17/2019			
01/17/19	INT TO 01/17/19 ON 100,000	812.50		
	FEDERAL HOME LOAN BANK			
	1.500% 3/08/2019			
03/08/19	INT TO 03/08/19 ON 125,000	937.50		
	FEDERAL NATL MTG ASSN			
	1.875% 12/28/2020			
06/28/19	INT TO 06/28/19 ON 100,000	937.50		

**UVM DECOMM FUND
FROM 01/01/19 THROUGH 12/31/19**
TRANSACTIONS

DATE	DESCRIPTION	INCOME CASH	PRINCIPAL CASH	COST
12/30/19	INT TO 12/28/19 ON 100,000	937.50		
	U S TREASURY NOTES 1.625% 12/31/2019			
07/01/19	INT TO 06/30/19 ON 80,000	650.00		
12/31/19	INT TO 12/31/19 ON 80,000	650.00		
12/31/19	ORDINARY INCOME ON DISPOSITION OF		715.62	
	U S TREASURY NOTE 2.750% 7/31/2023			
01/31/19	INT 07/31/18 TO 01/31/19 ON 125000	1,718.75		
07/31/19	INT TO 07/31/19 ON 125,000	1,718.75		
	U S TREASURY NOTE 2.375% 01/31/2023			
01/31/19	INT TO 01/31/19 ON 100,000	1,187.50		
07/31/19	INT TO 07/31/19 ON 100,000	1,187.50		
	TOTAL INTEREST	23,899.98	715.62	0.00
	DIVIDENDS			
	DREYFUS GOVT CASH MGMT IS #289			
01/02/19	DIV TO 12/31/18	52.08		
01/02/19	DIV TO 12/31/18	82.83		
02/01/19	DIV TO 01/31/19	57.20		
02/01/19	DIV TO 01/31/19	130.16		
03/01/19	DIV TO 02/28/19	57.11		
03/01/19	DIV TO 02/28/19	95.70		
04/01/19	DIV TO 03/31/19	65.29		
04/01/19	DIV TO 03/31/19	152.11		
05/01/19	DIV TO 04/30/19	65.21		
05/01/19	DIV TO 04/30/19	101.28		
06/03/19	DIV TO 05/31/19	55.60		
06/03/19	DIV TO 05/31/19	92.52		
07/01/19	DIV TO 06/30/19	49.58		
07/01/19	DIV TO 06/30/19	92.25		
08/01/19	DIV TO 07/31/19	55.27		
08/01/19	DIV TO 07/31/19	95.03		
09/03/19	DIV TO 08/31/19	54.13		
09/03/19	DIV TO 08/31/19	85.25		
10/01/19	DIV TO 09/30/19	53.63		
10/01/19	DIV TO 09/30/19	82.75		
11/01/19	DIV TO 10/31/19	49.76		
11/01/19	DIV TO 10/31/19	74.79		
12/02/19	DIV TO 11/30/19	42.34		
12/02/19	DIV TO 11/30/19	63.26		
	TOTAL DIVIDENDS	1,805.13	0.00	0.00
	PURCHASED INCOME			
	FEDL HOME LOAN BANK 2.750% 12/13/2024			
03/14/19	ACCRUED INT TO 03/14/19 PAID ON PURCHASE OF 125,000	-868.92		

UVM DECOMM FUND
FROM 01/01/19 THROUGH 12/31/19

TRANSACTIONS				
DATE	DESCRIPTION	INCOME CASH	PRINCIPAL CASH	COST
	U S TREASURY NOTES 1.625% 12/31/2019			
01/24/19	ACCRUED INT TO 01/24/19 PAID ON PURCHASE OF 80,000	-86.19		
	U S TREASURY NOTE 1.750% 7/31/2024			
12/31/19	ACCRUED INT TO 12/31/19 PAID ON PURCHASE OF 100,000	-727.58		
	TOTAL PURCHASED INCOME	-1,682.69	0.00	0.00
TOTAL RECEIPTS		24,022.42	715.62	0.00
DISBURSEMENTS				
	FEES			
01/11/19	QUARTERLY FEE TO 12/31/18	-843.12		
04/12/19	QUARTERLY FEE TO 03/31/19	-848.93		
07/12/19	QUARTERLY FEE TO 06/30/19	-852.77		
10/11/19	QUARTERLY FEE TO 09/30/19	-863.74		
	TOTAL FEES	-3,408.56	0.00	0.00
	PAYMENTS TO OR FOR BENEFICIARY			
01/15/19	PAYMENTS UNIVERSITY OF VERMONT INCOME EARNED BY FUND CHECK NUMBER: 1009393		-11,234.88	
05/07/19	PAYMENTS UNIVERSITY OF VERMONT EXCESS FUNDS CHECK NUMBER: 1010785		-14,602.45	
	TOTAL PAYMENTS TO OR FOR BENEFICIARY	0.00	-25,837.33	0.00
	OTHER DISTRIBUTIONS			
05/16/19	TRANSFERS OF CASH WITHIN AN ACCOUNT TRF FROM INV TO PRINC TO COVER 1/15/19 RELEASE OF INC EARNED BY FUN	-11,234.88	11,234.88	
	TOTAL OTHER DISTRIBUTIONS	-11,234.88	11,234.88	0.00
TOTAL DISBURSEMENTS		-14,643.44	-14,602.45	0.00

**UVM DECOMM FUND
FROM 01/01/19 THROUGH 12/31/19**
TRANSACTIONS

DATE	DESCRIPTION	INCOME CASH	PRINCIPAL CASH	COST
PURCHASES				
12/31/19	DREYFUS GOVT CASH MGMT IS #289 PURCHASES (31) 01/01/19 TO 12/31/19	-25,055.11	-236,234.88	261,289.99
03/14/19	FEDL HOME LOAN BANK 2.750% 12/13/2024 PURCHASED 125000 03/13/19 FROM MORGAN STANLEY DEAN WITTER @ 100.953		-126,191.25	126,191.25
01/24/19	U S TREASURY NOTES 1.625% 12/31/2019 PURCHASED 80000 01/23/19 FROM CHASE SECURITIES INC @ 99.105468		-79,284.38	79,284.38
12/31/19	U S TREASURY NOTE 1.750% 7/31/2024 PURCHASED 100000 12/30/19 FROM CHASE SECURITIES INC @ 100.23046875		-100,230.47	100,230.47
TOTAL PURCHASES		-25,055.11	-541,940.98	566,996.09
SALES				
12/31/19	DREYFUS GOVT CASH MGMT IS #289 SALES (13) 01/01/19 TO 12/31/19	15,676.13	251,543.43	-267,219.56
01/17/19	FEDERAL FARM CREDIT BANK 1.625% 1/17/2019 RECD PROCEEDS ON MATURITY OF 100,000 PAR VALUE		100,000.00	-99,937.00
03/08/19	FEDERAL HOME LOAN BANK 1.500% 3/08/2019 RECD PROCEEDS ON MATURITY OF 125,000 PAR VALUE		125,000.00	-125,460.14
12/31/19	U S TREASURY NOTES 1.625% 12/31/2019 RECD PROCEEDS ON MATURITY OF 80,000 PAR VALUE		79,284.38	-79,284.38
TOTAL SALES		15,676.13	555,827.81	-571,901.08

Affiliate Funds Disclosure

Your account may contain mutual funds managed by Gerstein Fisher, a division of People's United Advisors, Inc. which is a wholly-owned subsidiary of People's United Bank, N.A. (the "Bank").

All mutual funds, including the above referenced affiliated mutual funds, charge administrative and investment management fees as disclosed in the prospectus. When the Bank, through its affiliated entities, invests your assets in its affiliated mutual funds, it has a conflict of interest because the Bank, through its affiliated entities, can potentially earn "dual fees" as follows: (1) by collecting an investment advisory fee on your account; and (2) by collecting the investment management fee embedded in the operating expenses of its affiliated mutual funds that are held within your account. To address this conflict, if affiliated mutual funds are purchased or held in your account, the investment advisory fee collected on your account for the portion of assets invested in the affiliated mutual funds will be waived.

Money Market Disclosure

People's United Bank, N.A. provides administrative services to money market fund providers for the investment of cash held in your account. Such services include maintaining records of funds invested on a daily basis, application of the daily rate factors to daily fund balances, investment and divestment of all cash flows in order to insure that cash balances are invested at all times and processing and posting of dividends. In consideration for these services, People's United Bank, N.A. may receive a fee directly from the money market fund based upon the amounts invested, prorated daily. If you have any questions, please do not hesitate to contact your Relationship Manager. Assets held in a fiduciary account and Investment Products are not deposits or other obligations of, and are not guaranteed by, People's United Bank, N.A., or any of its affiliates; are not insured by the FDIC or by People's United Bank, N.A., or any of its affiliates, and may lose value.