

Health Physics Sample Records

Sample ID: 142499

Type: RLSSS

Type Detail: SAND

Status: APPROVED

Rasterized: ☒

Description: 140605BD10 SOUTH LAY DOWN # 20

Common

Resp Org: P4000 - PROJECT MANAGEMEN

Cross Ref Sample ID:

Priority: N

Contact: COOPER, TERRY L

Survey No:

Reference ID:

Accounting Subcode:

Unknown Mat: NO

Hazardous Mat: NO

Comments: COUNT TO MDA

Reviewed: DYNES, WILLIAM J

Date: 06/06/14 10:11

Comments:

Origin

Mat. Size/Volume: 2042 GRAMS

Docmnt/MO/Act #:

Proposed Ship Date: 00/00/00 00:00

Description: SOUTH LAY DOWN # 20

Collection

Sample Tech: DYNES, WILLIAM J

Sample Date: 06/05/14 08:40

Count Time: 900 (secs.)

Tritium Req: No

Sample Size/Volume: 2042 GRAMS

Instructions: COUNT TO MDA

Comments: COUNT TO MDA

RLSSS

Exempt: No

Evaluated: No

Chem Notification: No

State Permit: No

Offsite Analysis: No

Effluent Permit: No

Container Surveyed: No

Cleared For Release: Yes

Container Evaluated: Yes

Form 212 Ready: ☒

Location

Unit: NON-UNIT RE

Area: MS

Elev: 100

Room:

Depth: (in.)

Equip ID:

Stored By: ,

Date: 00/00/00 00:00

Sample Loc:

Other: COUNT TO MDA

Material Loc:


Health Physics Sample Records

Sample ID: 142499

Type: RLSSS
















Type Detail: SAND

Status: APPROVED

Rasterized: 

Description: 140605BD10 SOUTH LAY DOWN # 20

Analysis

Geometry	MCA ID	Quant.	Units	Method	FP/AP	Lab	Analysis By	Date	Mod ID	Mod Date
A_1L_marinelli_sand_	30388	2042	GR		.000		NEEBE, DAVID J	06/06/14 20:58		
Isotope	Mode	Activity	Activity Uncert.	LLD/MDA	% Abund.	Atom. No.	Comments		Mod Id	Mod Date
0 K-40	NT	8.395E-6	1.043E-6		80.168%	40				
0 PB-212	NT	4.532E-7	1.049E-7		4.328%	212				
0 BI-214	NT	5.209E-7	1.159E-7		4.974%	214				
0 PB-214	NT	6.633E-7	1.331E-7		6.334%	214				
0 AC-228	NT	4.394E-7	1.584E-7		4.196%	228				
0 BE-7	AP	7.5026E-7			0.000%	7				
0 MN-54	AP	8.5066E-8			0.000%	54				
0 MN-56	AP	6.9817E-8			0.000%	56				
0 CO-57	AP	5.376E-8			0.000%	57				
0 CO-58	AP	1.0546E-7			0.000%	58				
0 CO-60	AP	1.2433E-7			0.000%	60				
0 SB-124	AP	4.7724E-8			0.000%	124				
0 SB-125	FP	1.8672E-7			0.000%	125				
0 CS-134	FP	6.3888E-8			0.000%	134				
0 CS-137	FP	7.9567E-8			0.000%	137				

Analysis Review

Re-Analyze: No

Lic Rad Mat Present: No

Reviewed: COOPER, TERRY L

Date: 06/11/14 07:18

Hp Eng Rvw Req'd: Yes

Rad Mat Present: Yes

HP Notified Name:

Comments:

Health Physics Sample Records

Sample ID: **142499**

Type: RLSSS

Type Detail: SAND

Status: APPROVED

Rasterized: 

Description: 140605BD10 SOUTH LAY DOWN # 20

Review/Approve

HP Eng Review

Reviewed: COOPER, TERRY L

Date: 06/11/14 07:18

Comments:

Disposition

Disposition: OTHER

Result: Sample contains only natural isotopes

Remarks:

Final Approval

Approved: COOPER, TERRY L

Date: 06/11/14 07:18

Comments:

SOUTHERN CALIFORNIA EDISON <small>AN EDISON INTERNATIONAL COMPANY</small>		SONGS RADIOLOGICAL SURVEY		SOUTHERN CALIFORNIA EDISON <small>AN EDISON INTERNATIONAL COMPANY</small>		DATE <u>05 / 27 / 2014</u>		TIME <u>1210</u>		Page <u> </u> of <u> </u>	
UNIT	N	SURVEY REASON <input type="checkbox"/> Routine <input type="checkbox"/> Job Coverage <input type="checkbox"/> Pwr Entry <u> </u> % <input checked="" type="checkbox"/> Other Confirmatory surveys	<input type="checkbox"/> Post-Decon	<input type="checkbox"/> Pre-Job	SURVEY NO.	N/A					
AREA	YD		<input type="checkbox"/> Shipment/Receipt		MO NO.						
ELEV	N/A		<input type="checkbox"/> Source/Leak Test		REP NO.						
ROOM	N/A		<input checked="" type="checkbox"/> Other Confirmatory surveys		EQUIP. ID.						

MESA- SOUTHSIDE STAR YARD Crosshatch Area

N=33.37819
W=117.55323

N=33.37754
W=117.55273

N=33.37782
W=117.55319

N=33.37745
W=117.55285

N=33.37770
W=117.55359

N=33.37759
W=117.55349

G-22

Construction Way

----- Denotes survey area

No Yard/Storm drains present

N=Northing GPS reading
W=Westing GPS reading

- Denotes sample location

SMEARS						MASSLINNS		
NO.	β - γ	α	NO.	β - γ	α	NO.	Gross dpm	Hot Part. (Y/N)
1			16			A		
2			17			B		
3			18			C		
4			19			D		
5			20			E		
6			21			F		
7			22	N/A				
8			23					
9			24					
10			25					
11								
12								
13								
14								
15								

SURVEY CLASS		<input type="checkbox"/> Trend Pt.	<input type="checkbox"/> Component
<input type="checkbox"/> Boundary		<input checked="" type="checkbox"/> General Area	<input type="checkbox"/> Individual

SURVEY DESCRIPTION: Mesa Confirmatory Surveys

REMARKS: 100% Gamma Scan walkover performed in survey area and static readings taken at survey points 1-20. No activity above background detected. BKG.=8000 cpm

Instruments used			
Model	ASP1-SPA3	ASP1-SPA3	
Serial No.	1876	1869	

TECHNICIAN		SURVEY TYPE	
Print	M.Crumes/J.Papson/S.Crumes	<input type="checkbox"/> Shutdown (S/D)	
Sign		Reference Number SO123-VII-20.9	
APPROVED BY			
Print		Form Number SCE HP (2/3) 1259-1000 REV. 3 09/07	
Sign			
Approval	Date:	Time:	

```

*****
*          SONGS                      HEALTH PHYSICS REPORT          6-JUN-2014 20:49  *
*-----*
*          >>>> SAMPLE  PARAMETERS <<<<<
*
* Title      : 140605BD10 SOUTH LAY DOWN # 20
*
* ID         : 30388                      Acquisition date: 6-JUN-2014 20:46:47.
* Start Time: 6-JUN-2014 20:46:00.
* Stop Time : 6-JUN-2014 20:46:00.      Counting System   : U2GSP
* Quantity  : 2.04200E+03 GR             IHPS Sample Number: 142499
* Geometry  : A_1L_marinelli_sand_1     Analysis Library  : HP_NATURAL
*                      Operator: DAVID NEEBE
*-----*
*          >>>> A #41-TP11679B  PARAMETERS <<<<<
*
* Elapsed Live Time : 0 00:03:00.44      Calibration      : 6-JUN-2014 20:05:
* Elapsed Real Time : 0 00:03:00.48      Energy Offset    : 2.54391E-01
* Deadtime          : 0.0%                Energy Slope     : 4.99481E-01
* Activity Mult Factor: 1.00000E+00      Energy Tolerance: 1.00000
* Half Life Ratio   : 8.00000            Sensitivity      : 5.00000
*
*****

```

Post-NID Peak Search Report

It	Energy	Area	Bkgnd	FWHM	Channel	Left	Pw	%Err	Fit	Nuclides
1	77.38	20	44	1.32	154.41	152	7	58.7	4.83E+00	BI-214 PB-212 PB-214
1	238.34	56	23	1.33	476.67	470	12	23.2	3.64E+00	PB-212
1	295.20	30	2	1.28	590.50	586	8	20.1	7.28E-01	PB-214
1	351.75	37	7	1.58	703.72	699	8	20.9	2.64E+00	PB-214
1	609.51	33	5	1.68	1219.74	1215	11	22.2	9.08E-01	BI-214
1	911.22	13	4	1.77	1823.76	1819	8	36.1	3.13E-01	AC-228
1	1460.88	65	0	1.96	2924.13	2918	11	12.4	5.14E-01	K-40

Unidentified Energy Lines
Sample ID : 30388

Page : 3
Acquisition date : 6-JUN-2014 20:46:47

None

Flags: "T" = Tentatively associated

Interference Report
Sample ID : 30388

Page : 4
Acquisition date : 6-JUN-2014 20:46:47

No interference correction performed

Nuclide Type: natural

Nuclide	Energy	Area	%Abn	%Eff	Uncorrected Decay Corr		1-Sigma
					uCi/GR	uCi/GR	%Error
K-40	1460.83	65	10.67*	5.314E-01	8.395E-06	8.395E-06	12.42
PB-212	74.81	-----	10.50	1.685E+00	-----	Line Not Found	-----
	77.11	20	17.70	1.793E+00	4.715E-07	4.726E-07	58.74
	87.19	-----	6.27	2.129E+00	-----	Line Not Found	-----
	90.13	-----	1.86	2.206E+00	-----	Line Not Found	-----
	115.12	-----	0.59	2.535E+00	-----	Line Not Found	-----
	238.58	56	43.60*	2.083E+00	4.520E-07	4.532E-07	23.15
BI-214	300.03	-----	3.34	1.834E+00	-----	Line Not Found	-----
	76.86	20	0.58	1.793E+00	1.439E-05	1.558E-05	58.74
	79.29	-----	0.97	1.869E+00	-----	Line Not Found	-----
	609.31	33	46.10*	1.084E+00	4.811E-07	5.209E-07	22.25
	665.44	-----	1.56	9.985E-01	-----	Line Not Found	-----
	768.35	-----	4.88	8.685E-01	-----	Line Not Found	-----
	806.16	-----	1.23	8.283E-01	-----	Line Not Found	-----
	934.04	-----	3.16	7.177E-01	-----	Line Not Found	-----
	1120.27	-----	15.00	6.114E-01	-----	Line Not Found	-----
	1155.18	-----	1.69	5.973E-01	-----	Line Not Found	-----
	1238.11	-----	5.92	5.697E-01	-----	Line Not Found	-----
	1280.95	-----	1.47	5.585E-01	-----	Line Not Found	-----
	1377.66	-----	4.02	5.401E-01	-----	Line Not Found	-----
	1385.30	-----	0.78	5.391E-01	-----	Line Not Found	-----
	1401.48	-----	1.39	5.370E-01	-----	Line Not Found	-----
	1407.97	-----	2.48	5.362E-01	-----	Line Not Found	-----
	1509.22	-----	2.19	5.292E-01	-----	Line Not Found	-----
	1583.22	-----	0.72	5.296E-01	-----	Line Not Found	-----
	1661.26	-----	1.15	5.351E-01	-----	Line Not Found	-----
	1729.58	-----	3.05	5.442E-01	-----	Line Not Found	-----
	1764.49	-----	15.90	5.503E-01	-----	Line Not Found	-----
	1847.41	-----	2.12	5.694E-01	-----	Line Not Found	-----
PB-214	53.17	-----	1.10	5.543E-01	-----	Line Not Found	-----
	74.81	-----	6.52	1.685E+00	-----	Line Not Found	-----
	77.11	20	11.00	1.793E+00	7.586E-07	8.049E-07	58.74
	87.19	-----	3.88	2.129E+00	-----	Line Not Found	-----
	90.13	-----	1.15	2.206E+00	-----	Line Not Found	-----
	241.92	-----	7.46	2.067E+00	-----	Line Not Found	-----
	258.94	-----	0.55	1.994E+00	-----	Line Not Found	-----
	295.09	30	19.20*	1.852E+00	6.252E-07	6.633E-07	20.07
	351.87	37	37.10	1.662E+00	4.411E-07	4.680E-07	20.88
	785.83	-----	1.09	8.495E-01	-----	Line Not Found	-----
AC-228	839.00	-----	0.59	7.964E-01	-----	Line Not Found	-----
	89.96	-----	3.40	2.201E+00	-----	Line Not Found	-----
	93.35	-----	5.60	2.279E+00	-----	Line Not Found	-----
	99.55	-----	1.30	2.389E+00	-----	Line Not Found	-----
	105.36	-----	2.00	2.463E+00	-----	Line Not Found	-----
	108.99	-----	0.67	2.496E+00	-----	Line Not Found	-----
	129.03	-----	2.90	2.562E+00	-----	Line Not Found	-----
	153.89	-----	0.84	2.496E+00	-----	Line Not Found	-----
	209.39	-----	4.10	2.221E+00	-----	Line Not Found	-----
	216.24	-----	0.80	2.187E+00	-----	Line Not Found	-----

Nuclide Type: natural

Nuclide	Energy	Area	%Abn	%Eff	Uncorrected uCi/GR	Decay Corr uCi/GR	1-Sigma %Error
	270.26	-----	3.80	1.948E+00	-----	Line Not Found	-----
	328.07	-----	3.50	1.738E+00	-----	Line Not Found	-----
	338.42	-----	12.40	1.704E+00	-----	Line Not Found	-----
	340.94	-----	0.52	1.696E+00	-----	Line Not Found	-----
	409.62	-----	2.20	1.499E+00	-----	Line Not Found	-----
	463.10	-----	4.60	1.368E+00	-----	Line Not Found	-----
	562.65	-----	1.01	1.164E+00	-----	Line Not Found	-----
	581.52	-----	3.00	1.131E+00	-----	Line Not Found	-----
	726.63	-----	0.87	9.173E-01	-----	Line Not Found	-----
	755.28	-----	1.32	8.833E-01	-----	Line Not Found	-----
	772.28	-----	1.09	8.641E-01	-----	Line Not Found	-----
	782.12	-----	0.59	8.534E-01	-----	Line Not Found	-----
	794.79	-----	4.60	8.400E-01	-----	Line Not Found	-----
	830.59	-----	0.63	8.043E-01	-----	Line Not Found	-----
	835.60	-----	1.71	7.996E-01	-----	Line Not Found	-----
	840.44	-----	0.94	7.951E-01	-----	Line Not Found	-----
	904.29	-----	0.89	7.403E-01	-----	Line Not Found	-----
	911.16	13	29.00*	7.349E-01	4.375E-07	4.394E-07	36.05
	964.64	-----	5.80	6.962E-01	-----	Line Not Found	-----
	968.97	-----	17.40	6.933E-01	-----	Line Not Found	-----
	1246.60	-----	0.57	5.673E-01	-----	Line Not Found	-----
	1459.19	-----	1.06	5.315E-01	-----	Line Not Found	-----
	1496.00	-----	1.05	5.296E-01	-----	Line Not Found	-----
	1501.44	-----	0.58	5.294E-01	-----	Line Not Found	-----
	1580.30	-----	0.71	5.295E-01	-----	Line Not Found	-----
	1588.23	-----	3.60	5.298E-01	-----	Line Not Found	-----
	1630.47	-----	1.95	5.324E-01	-----	Line Not Found	-----
	1638.10	-----	0.54	5.330E-01	-----	Line Not Found	-----

Flag: "*" = Keyline

Minimum Detectable Activity Report
Sample ID : 30388

Page : 7
Acquisition date : 6-JUN-2014 20:46:47

Nuclide	Bckgnd Sum	Energy (keV)	MDA (uCi/GR)
BE-7	6.	477.61	7.5026E-07
MN-54	2.	834.83	8.5066E-08
MN-56	1.	846.81	6.9817E-08
CO-57	8.	.122.06	5.3760E-08
CO-58	4.	810.79	1.0546E-07
CO-60	2.	1332.50	1.2433E-07
SB-124	1.	602.73	4.7724E-08
SB-125	3.	427.88	1.8672E-07
CS-134	2.	604.71	6.3888E-08
CS-137	2.	661.66	7.9567E-08