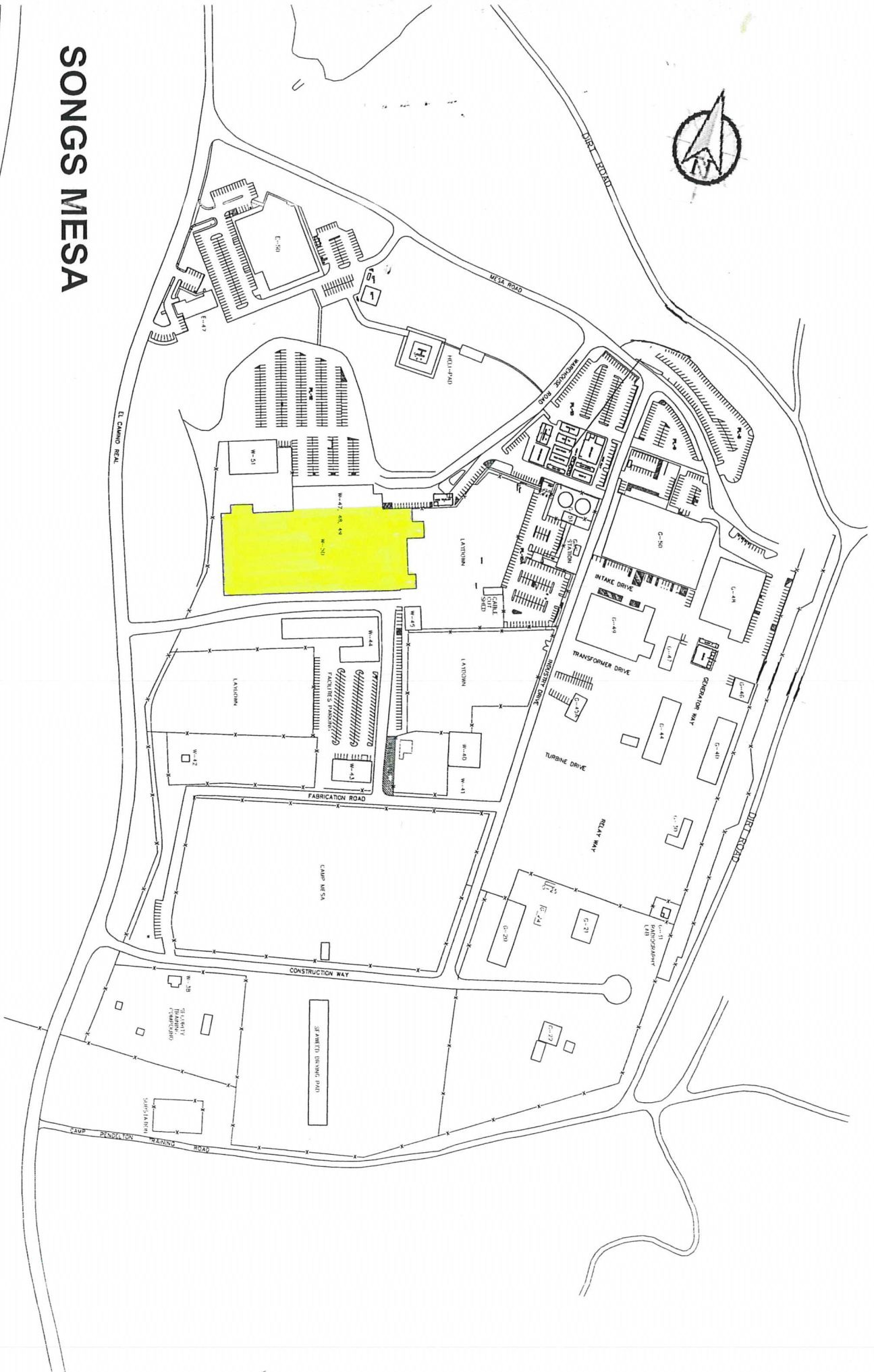


SONGS MESA



SONGS RADIOLOGICAL SURVEY

DATE 06 / 16 / 2014

TIME 0740

Page 1 of 1

UNIT	N	SURVEY REASON <input type="checkbox"/> Routine <input type="checkbox"/> Job Coverage <input type="checkbox"/> Pwr Entry _____ % <input checked="" type="checkbox"/> Other Confirmatory Surveys	<input type="checkbox"/> Post-Decon	<input type="checkbox"/> Pre-Job	SURVEY NO.	140616-005
AREA	YD		<input type="checkbox"/> Shipment/Receipt		MO NO.	
ELEV	N/A		<input type="checkbox"/> Source/Leak Test		REP NO.	N/A
ROOM	N/A				EQUIP. ID.	

Mesa Warehouse 140,000 SFT.

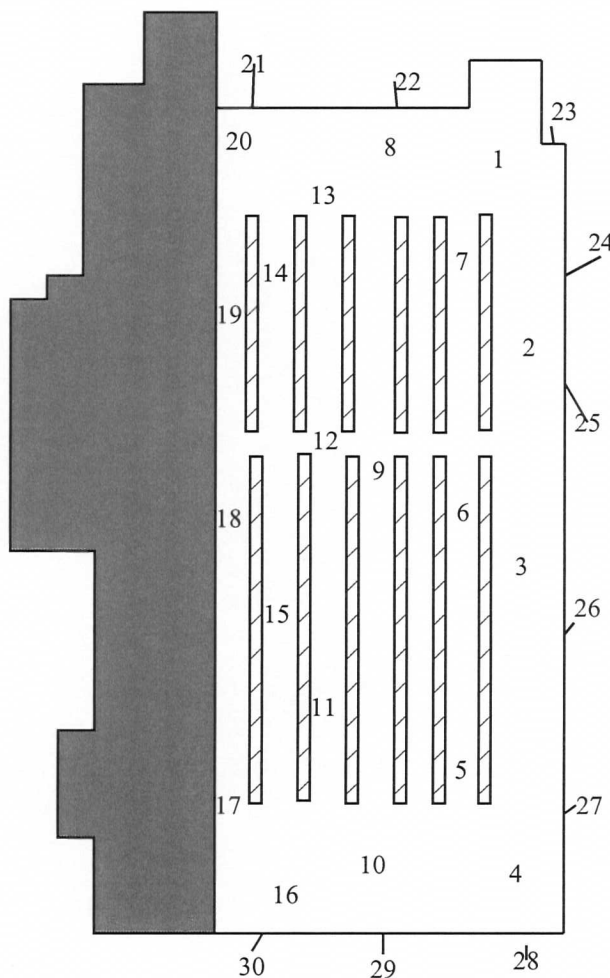
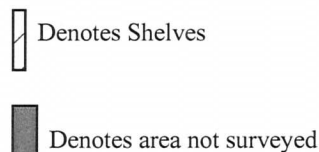
Survey points 1-20 taken on floor and 21-30 taken on interior walls.

No Floor Drains in Warehouse survey area.

FLM3B BKG. = 40cps

2-1 BKG. = 60 cpm

ASP1-SPA3 BKG. = 6,000 cpm



SMEARS						MASSLINNS		
NO.	β - γ	α	NO.	β - γ	α	NO.	Gross dpm	Hot Part. (Y/N)
1	<1K	N/A	16	<1K	N/A	A	N/A	N
2			17			B		
3			18			C		
4			19			D		
5			20			E		
6			21			F		
7			22					
8			23					
9			24					
10			25					
11			26					
12			27					
13			28					
14			29					
15	<1K	N/A	30	<1K	N/A		N/A	N

SURVEY CLASS ☐ Trend Pt. ☐ Component
☐ Boundary ☒ General Area ☐ Individual

SURVEY DESCRIPTION: Mesa Confirmatory Survey

REMARKS: All accessible floor area scanned with floor monitors. No activity above background detected. Survey points 1-30 consist of a direct frisk reading and 100 cm² smear. No activity above background detected. Spot checks of random equipment and shelves was also performed. No activity above background detected.

Instruments used

Model	FLM3B	FLM3B	2-1	ASP1-SPA3
Serial No.	01	02	271981	1876

TECHNICIAN

Print M. Crumes/B. Dynes/J. Papson

Sign *[Signature]*

APPROVED BY

Print *[Signature]*Sign *[Signature]*

Approval Date: 6/24/14 Time: 1115

SURVEY TYPE

☐ Shutdown (S/D)Reference Number
SO123-VII-20.9

Form Number

SCE HP (2/3) 1259-1000
REV. 3 09/07