



Carolina Power & Light Company

P.O. Box 1551 • Raleigh, N.C. 27602

R. B. STARKEY, JR.  
Vice President  
Nuclear Services Department

MAR 01 1993

SERIAL: NLS-93-061  
10 CFR 50.90  
TSC 92TSB11

United States Nuclear Regulatory Commission  
ATTENTION: Document Control Desk  
Washington, DC 20555

BRUNSWICK STEAM ELECTRIC PLANT, UNIT NOS. 1 AND 2  
DOCKET NOS. 50-325 & 50-324/LICENSE NOS. DPR-71 & DPR-62

CONTROL ROOM EMERGENCY VENTILATION SYSTEM TECHNICAL SPECIFICATION AMENDMENT  
(NRC TAC NOS. M85143 AND M85144)

Gentlemen:

By letter dated January 12, 1993 (Serial No. NLS-93-004), Carolina Power & Light Company (CP&L) submitted a request for amendment of the Technical Specifications for the Brunswick Steam Electric Plant (BSEP), Unit Nos. 1 and 2. Additional information was provided for this amendment in a letter dated February 8, 1993 (NLS-93-006). The proposed amendment will revise the system and instrument specifications for the Control Room Emergency Ventilation System to reflect modifications being made to the logic to correct identified single failure concerns. The proposed amendment to the Technical Specifications also revises APPLICABILITY statements, ACTION statements and SURVEILLANCE REQUIREMENTS in the current specifications to correct identified deficiencies, thus eliminating the need for a Technical Specification Interpretation. The proposed amendment also includes BASES revisions for the revised specifications.

As previously discussed with the NRC staff, editorial changes have been made in the proposed pages submitted in the January 12, 1993 letter to provide more consistency between the system and instrumentation specification. In addition to those changes, Specifications 4.7.2.e and 4.7.2.f are being conservatively revised to more accurately reflect the requirements of Generic Letter 83-13 by changing the required ventilation filtration unit efficiency from  $\geq 99$  percent to  $> 99$  percent. The above changes are editorial in nature and are being made to further ensure compliance with existing requirements as well as providing consistency between the specification sections.

In addition to the changes associated with the Control Room Emergency Ventilation System amendment issuance, it is CP&L's understanding that NRC will be issuing an administratively corrected page 3/4 3-34 for Unit 2 Amendment 191. A typed page for that correction is included in this submittal.

Enclosure 1 provides page change instructions for incorporating the proposed revisions into the Technical Specifications. Typed Unit 1 and Unit 2 Technical Specification pages are provided herein as Enclosures 2 and 3, respectively.


090107

9303110116 930301  
PDR ADDCK 05000324  
P PDR

ADD3

Please refer any questions regarding this submittal to Mr. D. B. Waters at (919) 546-3678.

Yours very truly,


  
R. B. Starkey, Jr.

KAH/kah (nls93061.wpf)

Enclosures:


1. Page Change Instructions
2. Technical Specification Pages - Unit 1
3. Technical Specification Pages - Unit 2

R. B. Starkey, Jr., having been first duly sworn, did depose and say that the information contained herein is true and correct to the best of his information, knowledge and belief; and the sources of his information are officers, employees, contractors, and agents of Carolina Power & Light Company.

  
Notary (Seal)

My commission expires: 6-7-93

cc: Mr. Dayne H. Brown  
Mr. S. D. Ebnetter  
Mr. P. D. Milano  
Mr. R. L. Prevatte



ENCLOSURE 1

BRUNSWICK STEAM ELECTRIC PLANT, UNITS 1 AND 2  
NRC DOCKET NOS. 50-325 & 50-324  
OPERATING LICENSE NOS. DPR-71 & DPR-62  
CONTROL ROOM EMERGENCY VENTILATION SYSTEM  
(NRC TAC NOS. M85143 AND M85144)

PAGE CHANGE INSTRUCTIONS

UNIT 1

<u>Removed Page</u>	<u>Inserted Page(s)</u>
V	V
VII	VII
XI	XI
XII	XII
3/4 3-64	3/4 3-64 thru 3/4 3-64
B 3/4 3-3	B 3/4 3-3 thru B 3/4 3-3
3/4 7-3	3/4 7-3 & 3/4 7-3a
3/4 7-4	3/4 7-4
3/4 7-5	3/4 7-5
B 3/4 7-1a	B 3/4 7-1a thru B 3/4 7-1h

PAGE CHANGE INSTRUCTIONS

UNIT 2

<u>Removed Page</u>	<u>Inserted Page(s)</u>
V	V
VII	VII
XI	XI
XII	XII
3/4 3-64	3/4 3-64 thru 3/4 3-64
B 3/4 3-3	B 3/4 3-3 thru B 3/4 3-3
3/4 7-3	3/4 7-3 & 3/4 7-3a
3/4 7-4	3/4 7-4
3/4 7-5	3/4 7-5
B 3/4 7-1a	B 3/4 7-1a thru B 3/4 7-1h
3/4 3-34	3/4 3-34